

Fast approximations of the Jeffreys divergence between univariate Gaussian mixture models via exponential polynomial densities

Frank Nielsen 

Sony Computer Science Laboratories Inc.
Tokyo, Japan

Abstract

The Jeffreys divergence is a renown symmetrization of the statistical Kullback-Leibler divergence which is often used in statistics, machine learning, signal processing, and information sciences in general. Since the Jeffreys divergence between the ubiquitous Gaussian Mixture Models are not available in closed-form, many techniques with various pros and cons have been proposed in the literature to either (i) estimate, (ii) approximate, or (iii) lower and/or upper bound this divergence. In this work, we propose a simple yet fast heuristic to approximate the Jeffreys divergence between two univariate GMMs of arbitrary number of components. The heuristic relies on converting GMMs into pairs of dually parameterized probability densities belonging to exponential families. In particular, we consider Exponential-Polynomial Densities, and design a goodness-of-fit criterion to measure the dissimilarity between a GMM and a EPD which is a generalization of the Hyvärinen divergence. This criterion allows one to select the orders of the EPDs to approximate the GMMs. We demonstrate experimentally that the computational time of our heuristic improves over the stochastic Monte Carlo estimation baseline by several orders of magnitude while approximating reasonably well the Jeffreys divergence, specially when the univariate mixtures have a small number of modes.

Keywords: Gaussian mixture models; w -GMMs; Jeffreys divergence; exponential-polynomial families; Maximum Likelihood Estimator; Score Matching Estimator; Hyvärinen divergence; Moment matrix; Hankel matrix.

1 Introduction

1.1 Mixtures and statistical divergences

In this work, we consider the problem of approximating the Jeffreys divergence [43] between two univariate continuous mixture models¹ [54] $m(x) = \sum_{i=1}^k w_i p_i(x)$ and $m'(x) = \sum_{i=1}^{k'} w'_i p'_i(x)$ with continuous component distributions p_i 's and p'_i 's defined on a coinciding support \mathcal{X} , respectively. Although our work can be used for any continuous mixtures of exponential families like Rayleigh mixtures [87] (with restricted support $\mathcal{X} = \mathbb{R}_+$), we explain the method instantiated to its most prominent member: The Gaussian mixture models (GMMs). In the remainder, a GMM $m(x) = \sum_{i=1}^k w_i p_{\mu_i, \sigma_i}(x)$ with k Gaussian components $p_i(x) = p_{\mu_i, \sigma_i}(x) := \frac{1}{\sqrt{2\pi\sigma_i^2}} \exp(-\frac{(x-\mu_i)^2}{2\sigma_i^2})$ is called a k -GMM.

¹Pearson [80] first considered a unimodal Gaussian mixture of two components for modeling distributions of ratio of forehead breadth to body length of 1000 crabs in 1894.

The Kullback-Leibler divergence [47] D_{KL} (KLD) between two probability density functions m and m' is:

$$D_{\text{KL}}[m : m'] := \int_{\mathcal{X}} m(x) \log \left(\frac{m(x)}{m'(x)} \right) dx. \quad (1)$$

The KLD is an oriented divergence: $D_{\text{KL}}[m : m'] \neq D_{\text{KL}}[m' : m]$.

The Jeffreys divergence [43] (JD) D_J is the arithmetic symmetrization of the KLD:

$$D_J[m, m'] := D_{\text{KL}}[m : m'] + D_{\text{KL}}[m' : m], \quad (2)$$

$$= \int_{\mathcal{X}} (m(x) - m'(x)) \log \left(\frac{m(x)}{m'(x)} \right) dx. \quad (3)$$

The JD is a symmetric divergence: $D_J[m, m'] = D_J[m', m]$. In the literature, the Jeffreys divergence has also been called the J -divergence [45], the symmetric Kullback-Leibler divergence [90] and sometimes the symmetrical Kullback-Leibler divergence [93, 61]. However, since there are many ways beyond the usual Jensen-Shannon divergence [49] and Jeffreys divergence to symmetrize the KLD [63], so we shall refer to D_J as the Jeffreys divergence in the remainder.

In general, it is provably hard to calculate in closed-form the integral of the KLD between two continuous mixtures: For example, the KLD between two GMMs has been shown to be non-analytic [96]. One notable exception to this hardness result of calculating KLD between mixtures is the closed-form formula (albeit being large) reported for KLD between Cauchy mixtures of two components [66] which is analytic.

Thus in practice, when calculating the JD between two GMMs, one can either (i) approximate [36, 24], (ii) estimate [89], or (iii) bound [29, 75] the KLD between mixtures. We refer the reader to the references contained in these recent papers for a more exhaustive bibliography. Another approach when dealing with mixtures consists in designing new types of divergences which admit closed-form expressions. See [44, 59, 64] for some examples.

The vanilla Monte Carlo (MC) estimator of the KLD consists in first rewriting the KLD as

$$D_{\text{KL}}[m : m'] = \int_{\mathcal{X}} \left(m(x) \log \left(\frac{m(x)}{m'(x)} \right) + m'(x) - m(x) \right) dx = \int_{\mathcal{X}} \text{kl}(m(x) : m'(x)) dx$$

where $\text{kl}(a : b) := a \log \frac{a}{b} + b - a$ is a scalar Bregman divergence [16, 9, 10, 77] (hence non-negative) amounting to the scalar KLD, and then performing Monte Carlo (MC) stochastic integration:

$$\hat{D}_{\text{KL}}^{\mathcal{S}_s}[m : m'] := \frac{1}{s} \sum_{i=1}^s \text{kl}(m(x_i) : m'(x_i)) = \frac{1}{s} \sum_{i=1}^s \log \left(\frac{m(x_i)}{m'(x_i)} \right) + \frac{m'(x_i)}{m(x_i)} - 1,$$

where $\mathcal{S}_s = \{x_1, \dots, x_s\}$ is i.i.d. samples from $m(x)$. The MC estimator is non-negative and consistent provided mild conditions: $\lim_{s \rightarrow \infty} \hat{D}_{\text{KL}}^{\mathcal{S}_s}[m : m'] = D_{\text{KL}}[m : m']$.

Similarly, for the Jeffreys divergence, we estimate it via Monte Carlo sampling as follows:

$$\hat{D}_J^{\mathcal{S}_s}[m, m'] := \frac{1}{s} \sum_{i=1}^s 2 \frac{(m(x_i) - m'(x_i))}{m(x_i) + m'(x_i)} \log \left(\frac{m(x_i)}{m'(x_i)} \right),$$

where $\mathcal{S}_s = \{x_1, \dots, x_s\}$ are s i.i.d. samples from the mid mixture $m_{12}(x) := \frac{1}{2}(m(x) + m'(x))$. We have $\hat{D}_J^{\mathcal{S}_s}[m, m'] = \hat{D}_J^{\mathcal{S}_s}[m', m]$ and $\lim_{s \rightarrow \infty} \hat{D}_J^{\mathcal{S}_s}[m, m'] = D_J[m, m']$. Thus the complexity to

estimate stochastically the JD is $\tilde{O}((k_1 + k_2)s)$ (with s is typically ranging from 10^4 to 10^6). Notice that the number of components can be very large (e.g., $k = O(n)$ for n input data) when using Kernel Density Estimators [86] (KDE). KDEs build mixtures by fitting a mixture component at each data location. Those mixtures have a large number of components which can exhibit many spurious modes (i.e., small bumps).

In this work, we shall consider the approximation of the JD by converting mixtures into densities of exponential families (PEFs) [23, 72] also called tilted families [30] (i.e., densities obtained by tilting a base distribution). An exponential family (EF) \mathcal{E}_t of order D is defined as a family of probability density functions on the support \mathcal{X} :

$$\mathcal{E}_t := \left\{ p_\theta(x) := \exp \left(\sum_{i=1}^D \theta_i t_i(x) - F(\theta) \right) \right\},$$

where $F(\theta)$ is called the cumulant function which ensures normalization of $p_\theta(x)$ to 1:

$$F(\theta) = \log \left(\int_{\mathcal{X}} \exp \left(\sum_{i=1}^D \theta_i t_i(x) \right) dx \right).$$

Function $F(\theta)$ is also called the log-Laplace transform. Parameter $\theta \in \Theta \subset \mathbb{R}^D$ is called the natural or canonical parameter (and Θ denotes the natural parameter space), and the vector $t(x) = [x \dots x^D]^\top$ is called the sufficient statistics [11].

Exponential polynomial families [23, 21, 13, 72] \mathcal{E}_D are exponential families with sufficient statistics $t_i(x) = x^i$ for $i \in \{1, \dots, D\}$. For example, the exponential distributions $\{p_\lambda(x) = \lambda \exp(-\lambda x)\}$ form a PEF with $D = 1$, $t(x) = x$ and $\mathcal{X} = \mathbb{R}_+$, and the normal distributions from a PEF with $D = 2$, $t(x) = [x \ x^2]^\top$ and $\mathcal{X} = \mathbb{R}$, etc. They are also called exponential polynomial densities [26, 38].² In those low order PEF cases, the respective cumulant functions are obtained in closed-form. However, no-closed form formula are available for $F(\theta)$ of PEFs in general as soon $D \geq 4$, and the cumulant function $F(\theta)$ is said to be computationally intractable. See also the exponential varieties [56] related to exponential polynomial densities. Notice that for even integer order D , the coefficient $\theta_D < 0$ when $\mathcal{X} = \mathbb{R}$. PEFs are attractive because they can model multimodal distributions, and require fewer parameters in comparison to GMMs: Indeed, A univariate k -GMM $m(x)$ has at most k modes and $k - 1$ antimodes, and requires $3k - 1$ parameters to specify $m(x)$ (or $2k$ for a KDE [86] with constant width σ but $k = n$ observations). But the PDF of a PEF of order D (called a Polynomial Exponential Density, PED) requires D parameters to specify, and has at most $\frac{D}{2}$ modes and $\frac{D}{2} - 1$ antimodes (see below).

The case of the quartic (polynomial) exponential densities \mathcal{E}_4 ($D = 4$) has been extensively investigated in [79, 8, 52, 97, 53, 55]. Armstrong and Brigo [7] discussed order-6 PEDs, and Efron and Hastie reported and order-7 PEF (see Figure 5.7 of [30]).

When the homogeneous polynomial $P_\theta(x) := \sum_{i=1}^D \theta_i x^i$ of the PDF $p_\theta(x) = \exp(P_\theta(x) - F(\theta))$ is a monomial (i.e., Monomial Exponential Family), the cumulant function is available in closed-form and this has been used to devise a sequence of maximum entropy upper bounds for GMMs [73]. Appendix A provides details of MEFs. Polynomial P_θ is called the shape of the PEF. An extremal

²PEDs have positive densities by construction. Modeling the density by polynomials [18] may yield densities which are potentially negative at some values. Another methodology to estimate density is spline density smoothing [95] (with penalized maximal likelihood).

value of a PED is found by solving the roots of the derivative polynomial $P_\theta(x)' = 0$: x is a mode of $P_\theta(x)$ iff. $P_\theta(x)'' + P_\theta(x)' > 0$ and an anti-mode iff. $P_\theta(x)'' + P_\theta(x)' < 0$. Therefore to build a PED with modes/antimodes at given position $\{\theta'_i\}_i$, we may consider the shape polynomial [84] $P_\theta(x) = -\theta'_D \prod_{i=1}^{D-1} (x - \theta'_i)$. In view of deep learning, the PEFs can be interpreted as a simple class of energy-based models [48, 37].

Thus let us write

$$p_\theta(x) = \frac{q_\theta(x)}{Z(\theta)},$$

where $q_\theta(x) := \exp\left(\sum_{i=1}^D \theta_i x^i\right)$ is the *unnormalized density*, and $Z(\theta) = \exp(F(\theta))$ is called the *partition function* in statistical physics (hence, $F(\theta)$ is also called log-partition function since $F(\theta) = \log Z(\theta)$). We can define an equivalence class \sim such that $p_1(x) \sim p_2(x)$ iff. there exists $\lambda > 0$ such that $p_1(x) = \lambda p_2(x)$. In the literature, $\tilde{p}_\theta(x)$ often denote one representative of the equivalence class $p_\theta(x) / \sim$, the distribution $q_\theta(x)$: $\tilde{p}_\theta(x) = q_\theta(x)$.

PEFs like any other exponential family admit a dual parameterization [11] $\eta = \eta(\theta) := E_{p_\theta}[t(x)] = \nabla F(\theta)$, called the moment parameterization (or mean parameterization). Let H^3 denote the moment parameter space. Let us use the subscript and superscript notations to emphasize the coordinate system used to index a PEF: $p_\theta(x) = p^\eta(x)$.

It is known that the KLD between any two densities of an exponential family amounts to a reverse Bregman divergence B_F^* induced by the cumulant of the EF [9, 10]: $D_{\text{KL}}[p_\theta : p_{\theta'}] = B_F^*(\theta : \theta') := B_F(\theta' : \theta)$, where the Bregman divergence for a strictly convex and smooth generator F is defined by:

$$\begin{aligned} B_F(\theta_1 : \theta_2) &:= F(\theta_1) - F(\theta_2) - (\theta_1 - \theta_2)^\top \nabla F(\theta_2), \\ &= F(\theta_1) - F(\theta_2) - (\theta_1 - \theta_2)^\top \eta_2, \end{aligned} \quad (4)$$

with $\eta_2 := \nabla F(\theta_2)$.

Thus the JD between two PEDS of a PEF can be written as:

$$D_J(p_\theta, p_{\theta'}) = D_{\text{KL}}[p_\theta : p_{\theta'}] + D_{\text{KL}}[p_{\theta'} : p_\theta], \quad (6)$$

$$= B_F(\theta' : \theta) + B_F(\theta : \theta'), \quad (7)$$

$$= (\theta' - \theta)^\top (\eta' - \eta), \quad (8)$$

$$= (\theta' - \theta)^\top (\nabla F(\theta') - \nabla F(\theta)), \quad (9)$$

$$= (\nabla F^*(\eta') - \nabla F^*(\eta))^\top (\eta' - \eta), \quad (10)$$

where F^* denote the Legendre-Fenchel convex conjugate:

$$F^*(\eta) := \sup_{\theta \in \Theta} \{\theta^\top \eta - F(\theta)\}. \quad (11)$$

It follows from the Legendre transform that we have $\eta = \nabla F(\theta)$ and $\theta = \nabla F^*(\eta)$. Thus the PDF of an exponential family expressed using the moment parameterization is:

$$p^\eta(x) = \exp(\nabla F^*(\eta)^\top t(x) - F(\nabla F^*(\eta)) + k(x)). \quad (12)$$

³Pronounced Eta using the greek alphabet.

Using the mixed natural & moment parameterizations (with $\eta = \nabla F(\theta)$ and $\eta' = \nabla F(\theta')$), we get equivalently:

$$\boxed{D_J(p_\theta, p_{\theta'}) = (\theta' - \theta)^\top (\eta' - \eta)}. \quad (13)$$

Observe that the cumulant function $F(\theta)$ does not appear explicitly in Eq. 13 (but occurs implicitly in the moment parameters $\eta = \nabla F(\theta)$ or dually in the natural parameters $\theta = \nabla F^*(\eta)$). An alternative way to derive Eq. 13 is to consider the Legendre-Fenchel divergence L_F which is equivalent to a Bregman divergence but which uses mixed natural/moment parameterizations:

$$L_F(\theta_1 : \eta_2) := F(\theta_1) + F^*(\eta_2) - \theta_1^\top \eta_2 = L_{F^*}(\eta_2 : \theta_1) = B_F(\theta_1 : \theta_2) = B_{F^*}(\eta_2 : \eta_1). \quad (14)$$

Then we have for PDFs of an EF:

$$D_J[p_{\theta_1} : p_{\theta_2}] = L_F(\theta_1 : \eta_2) + L_F(\theta_2 : \eta_1), \quad (15)$$

$$= \underbrace{F(\theta_1) + F^*(\eta_1)}_{\theta_1^\top \eta_1} + \underbrace{F(\theta_2) + F^*(\eta_2)}_{\theta_2^\top \eta_2} - \theta_1^\top \eta_2 - \theta_2^\top \eta_1, \quad (16)$$

$$= (\theta_2 - \theta_1)^\top (\eta_2 - \eta_1). \quad (17)$$

Clutton-Brock [21] estimated densities from iid. observations using exponentials of orthogonal series (which ensures positivity of the densities). The considered densities are $\exp\left(\sum_{i=1}^D \theta_i P_i(x) - F(\theta)\right)$, where the P_i 's are orthogonal polynomials (e.g., Legendre, Chebyshev, Gegenbauer, Hermite, Laguerre polynomials, etc.) Note that Neyman [58] used an exponential of a series of Legendre polynomials to develop his ‘smooth test’ in 1937.

1.2 A simple heuristic

Our heuristic to *approximate* the JD between mixtures m and m' consists in *converting* those mixtures m and m' into pairs of PEDs of a PEF in § 2. To convert a mixture $m(x)$ into a pair $(p_{\bar{\theta}_1}, p^{\bar{\eta}_2})$ dually parameterized (but not dual, i.e., $\bar{\eta}_2 \neq \nabla F(\bar{\theta}_1)$), we consider ‘integral extensions’ of a statistical inference method M_1 which estimates in the natural parameter space Θ (e.g., the Score Matching method [41]) and another method M_2 which estimates in the moment space H (e.g., the Maximum Likelihood method [11]). Figure 1 displays two examples of conversions of a unimodal and bomial GMMs into pairs of PEDs.

By converting mixture m and mixture m' into pairs of dually natural/moment parameterized unnormalized PEDs ($m \rightarrow (q_{\bar{\theta}_{M_1}}, q_{\bar{\eta}_{M_2}})$ and $m' \rightarrow (q_{\bar{\theta}'_{M_1}}, q_{\bar{\eta}'_{M_2}})$), we approximate the JD between mixtures m and m' by using four parameters of the PEDs of a PEF as

$$D_J(m, m') \approx (\bar{\theta}'_{M_1} - \bar{\theta}_{M_1})^\top (\bar{\eta}'_{M_2} - \bar{\eta}_{M_2}). \quad (18)$$

Let Δ_J denote the approximation formula obtained from two pairs of PEDs:

$$\boxed{\tilde{\Delta}_J(p_{\theta_{M_1}}, p^{\eta_{M_2}}; p_{\theta'_{M_1}}, p^{\eta'_{M_2}}) := (\theta'_{M_1} - \theta_{M_1})^\top (\eta'_{M_2} - \eta_{M_2})}. \quad (19)$$

Note that Δ_J is not a proper divergence as it may be negative since $\bar{\eta}_{\text{MLE}} \neq \nabla F(\bar{\theta}_{\text{SME}})$ (and does not satisfy the law of the indiscernibles).

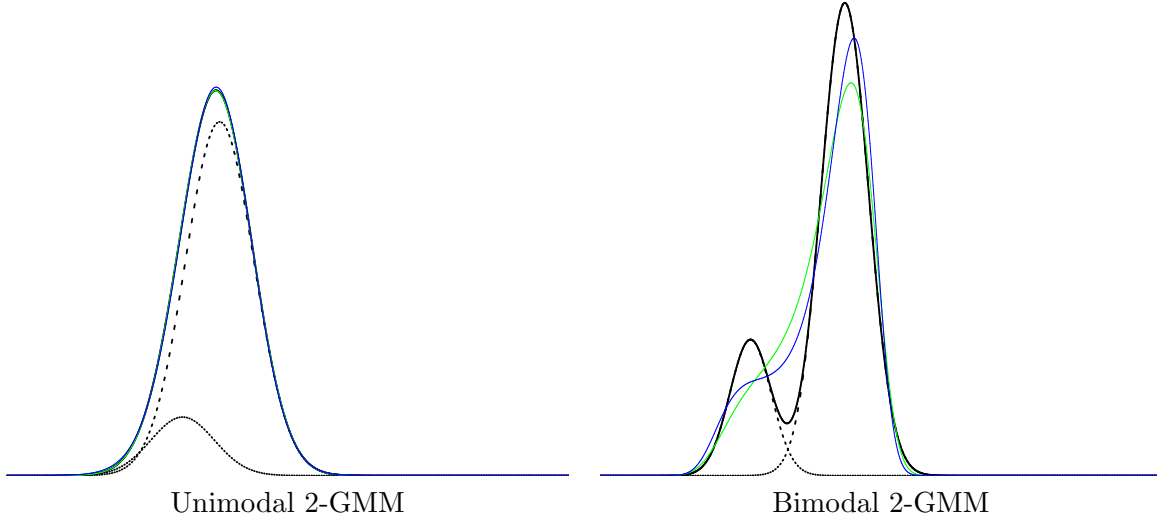


Figure 1: Two examples illustrating the conversion a GMM m (black) of $k = 2$ components (dashed black) into a pair of polynomial exponential densities of order $D = 4$ ($p_{\bar{\theta}_{SME}}^{\tilde{\eta}_{MLE}}, p_{\tilde{\eta}_{MLE}}^{\tilde{\theta}_{MLE}}$). PED $p_{\bar{\theta}_{SME}}^{\tilde{\eta}_{MLE}}$ is displayed in green and PED $p_{\tilde{\eta}_{MLE}}^{\tilde{\theta}_{MLE}}$ is displayed in blue. To display $p_{\tilde{\eta}_{MLE}}^{\tilde{\theta}_{MLE}}$, we first converted $\tilde{\eta}_{MLE}$ to $\tilde{\theta}_{MLE}$ using an iterative linear system descent method (ILSDM), and we numerically estimated the normalizing factors $Z(\bar{\theta}_{SME})$ and $Z(\tilde{\eta}_{MLE})$ to display the normalized PEDs.

Approximation $\tilde{\Delta}_J$ is exact when $k_1 = k_2 = 1$ with their component distributions belonging to the PEF. To quote George E. P. Box, “All models are wrong, but some are useful.” Here, we precisely show that PEFs prove useful to approximate/estimate divergences between mixtures.

Figure 2 schematically displays the approximation heuristic of the JD between mixtures using dually parameterized pairs of exponential family densities. We do not need to estimate the normalization constants of densities to calculate \tilde{D}_J

We show experimentally in §4 that the \tilde{D}_J heuristic yields fast approximations of the JD compared to the MC estimations by several order of magnitudes while approximating reasonably well the JD when the mixtures have a small number of modes. For example, Figure 3 displays the unnormalized PEDs obtained for two Gaussian mixture models (m_1 with $k_1 = 10$ components and m_2 with $k_2 = 11$ components) into PEDs of a PEF of order $D = 8$. The MC estimation of the JD with $s = 10^6$ samples yields $0.2633\dots$ while the PED approximation of Eq. 18 on corresponding PEFs yields $0.2618\dots$ (the relative error is $0.00585\dots$ or about $0.585\dots\%$). It took about 2642.581 milliseconds (with $s = 10^6$) to MC estimate the JD while it took about 0.827 ms with the PEF approximation. Thus we obtained a speed-up factor of about 3190 (three orders of magnitude).

We report those mixtures and PEF conversions in Appendix C.

We compare this heuristic with two more costly methods relying on numerical procedures:

- Simplify GMMs m_i into PEDs $p^{n_i^{\text{MLE}}}$, and convert approximately the $\tilde{\eta}_i^{\text{MLE}}$'s into $\tilde{\theta}_i^{\text{MLE}}$'s. Then approximate the Jeffreys divergence as

$$D_J(m_1 : m_2) \simeq (\tilde{\theta}_2^{\text{MLE}} - \tilde{\theta}_1^{\text{MLE}})^\top (\tilde{\eta}_2^{\text{MLE}} - \tilde{\eta}_1^{\text{MLE}}). \quad (20)$$

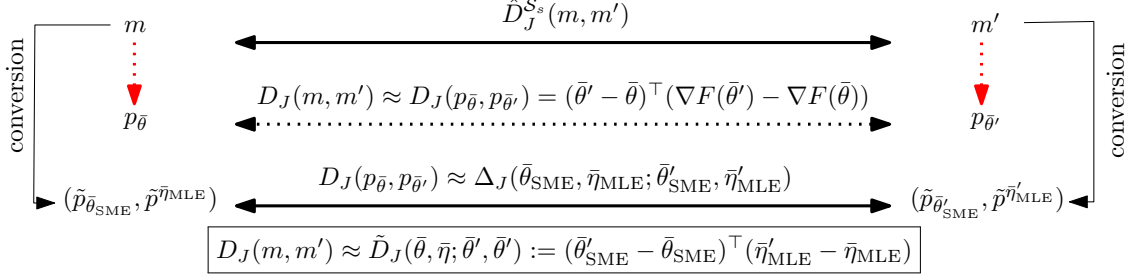


Figure 2: The Jeffreys divergence $D_J(m, m')$ between two GMMs m and m' is approximated using pairs $(\bar{\theta}_{\text{SME}}, \bar{\eta}_{\text{MLE}})$ and $(\bar{\theta}'_{\text{SME}}, \bar{\eta}'_{\text{MLE}})$ of dually parameterized (unnormalized) polynomial exponential densities.

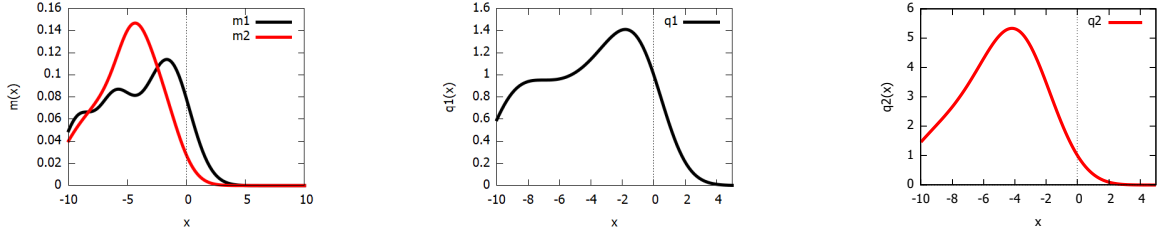


Figure 3: Two mixtures m_1 (black) and m_2 (red) of $k_1 = 10$ components and $k_2 = 11$ components (left), respectively. The unnormalized PEFs $q_{\bar{\theta}_1} = \tilde{p}_{\bar{\theta}_1}$ (middle) and $q_{\bar{\theta}_2} = \tilde{p}_{\bar{\theta}_2}$ (right) of order 8. Jeffreys divergence (about 0.2634) is approximated using PEDs within 0.6% compared to the Monte Carlo estimate with a speed factor of about 3190. Notice that displaying $p_{\bar{\theta}_1}$ and $p_{\bar{\theta}_2}$ on the same PDF canvas as the mixtures would require to calculate the partition functions $Z(\bar{\theta}_1)$ and $Z(\bar{\theta}_2)$ (which we do not in this figure). The PEDs $q^{\bar{\eta}_1}$ and $q^{\bar{\eta}_2}$ of the pairs $(\bar{\theta}_1, \bar{\eta}_1)$ and $(\bar{\theta}_2, \bar{\eta}_2)$ parameterized in the moment space are not shown here.

- Simplify GMMs m_i into PEDs $p_{\bar{\theta}_i^{\text{SME}}}$, and convert approximately the $\bar{\theta}_i^{\text{SME}}$'s into $\tilde{\eta}_i^{\text{SME}}$'s. Then approximate the Jeffreys divergence as

$$D_J(m_1 : m_2) \simeq (\bar{\theta}_2^{\text{SME}} - \bar{\theta}_1^{\text{SME}})^\top (\tilde{\eta}_2^{\text{SME}} - \tilde{\eta}_1^{\text{SME}}). \quad (21)$$

Thus we compare the following three heuristics for approximating the JD between GMMs:

$$H_1 : D_J(m_1 : m_2) \simeq (\tilde{\theta}_2^{\text{MLE}} - \tilde{\theta}_1^{\text{MLE}})^\top (\tilde{\eta}_2^{\text{MLE}} - \tilde{\eta}_1^{\text{MLE}}), \quad (22)$$

$$H_2 : D_J(m_1 : m_2) \simeq (\bar{\theta}_2^{\text{SME}} - \bar{\theta}_1^{\text{SME}})^\top (\tilde{\eta}_2^{\text{SME}} - \tilde{\eta}_1^{\text{SME}}), \quad (23)$$

$$H_3 : D_J(m_1 : m_2) \simeq (\bar{\theta}_2^{\text{SME}} - \bar{\theta}_1^{\text{SME}})^\top (\bar{\eta}_2^{\text{MLE}} - \bar{\eta}_1^{\text{MLE}}). \quad (24)$$

1.3 The special case of GMMs with prescribed components: w -GMMs

A particular case of GMMs are w -GMMs [74] which are GMMs sharing the same component normal distributions: Only the weights are allowed to vary. The family of w -GMMs with exactly k prescribed and distinct components form a mixture family of order $D = k - 1$ in information geometry [1, 69, 65]. The underlying structure of a mixture family is a Bregman manifold (i.e., a Hessian manifold with a single global chart) with the Bregman generator being the negative entropy (strictly convex function). Let $m_\theta = \sum_{i=1}^{k-1} \theta_i p_{\mu_i, \sigma_i}(x) + (1 - \sum_{i=1}^{k-1} \theta_i) p_{\mu_0, \sigma_0}(x)$ and $m_{\theta'} = \sum_{i=1}^{k-1} \theta'_i p_{\mu_i, \sigma_i}(x) + (1 - \sum_{i=1}^{k-1} \theta'_i) p_{\mu_0, \sigma_0}(x)$ be two w -GMMs with θ and θ' belonging to the open $(k-1)$ -dimensional simplex Δ_{k-1}° . The Bregman divergence for the negentropy amounts to calculate the KLD between the corresponding mixtures [65]:

$$B_F(\theta : \theta') = D_{\text{KL}}[m_\theta : m_{\theta'}], \quad (25)$$

for $F(\theta) := -h[m_\theta] = \int_{\mathcal{X}} m_\theta(x) \log m_\theta(x) dx$, the differential negentropy. It follows that the Jeffreys divergence between two w -GMMs is:

$$D_J[m_\theta : m_{\theta'}] = (\theta' - \theta)^\top (\eta' - \eta), \quad (26)$$

where the dual parameter η is defined by [69]:

$$\eta = \nabla F(\theta) = \begin{bmatrix} \int (p_{\mu_1, \sigma_1}(x) - p_{\mu_0, \sigma_0}(x))(1 + \log m_\theta(x)) dx \\ \vdots \\ \int (p_{\mu_i, \sigma_i}(x) - p_{\mu_0, \sigma_0}(x))(1 + \log m_\theta(x)) dx \\ \vdots \\ \int (p_{\mu_{k-1}, \sigma_{k-1}}(x) - p_{\mu_0, \sigma_0}(x))(1 + \log m_\theta(x)) dx \end{bmatrix}. \quad (27)$$

These η -parameters are not available in closed-form, and need to be either numerically approximated or estimated via Monte Carlo methods. Notice that the α -skewed Jensen-Shannon divergence between two w -GMMs amount to a α -skewed Jensen divergence [74]:

$$D_{\text{JS}, \alpha}[m_{\theta_1} : m_{\theta_2}] := (1 - \alpha) D_{\text{KL}}[m_{\theta_1} : m_\alpha] + \alpha D_{\text{KL}}[m_{\theta_2} : m_\alpha], \quad (28)$$

$$= (1 - \alpha) F(\theta_1) + \alpha F(\theta_2) - F((1 - \alpha)\theta_1 + \alpha\theta_2), \quad (29)$$

$$=: J_{F, \alpha}(\theta_1 : \theta_2) \quad (30)$$

where $F(\theta) = -h[m_\theta]$ and

$$m_\alpha(x) := (1 - \alpha)m_{\theta_1}(x) + \alpha m_{\theta_2}(x) = m_{(1-\alpha)\theta_1 + \alpha\theta_2}$$

for any $\alpha \in (0, 1)$. It follows that we have [67, 74]:

$$\lim_{\alpha \rightarrow 1^-} \frac{1}{\alpha(1-\alpha)} J_{F,\alpha}(\theta_1 : \theta_2) = B_F(\theta_1 : \theta_2) = D_{\text{KL}}[m_1 : m_2].$$

Thus we have $\lim_{\alpha \rightarrow 1^-} \frac{1}{\alpha(1-\alpha)} D_{\text{JS},\alpha}[m_{\theta_1} : m_{\theta_2}] = D_{\text{KL}}[m_1 : m_2]$. Notice that the lhs. does not use expressing of the gradient $\nabla F(\theta)$ but only $F(\theta) = -h[m_\theta]$ while the rhs. requires the gradient $\nabla F(\theta)$.

1.4 Contributions and paper outline

Our contributions are summarized as follows:

- We explain how to convert any continuous PDF r (including GMMs) into a PED in Section 2 using integral-based extensions of the Maximum Likelihood Estimator [11] (MLE estimates in the moment parameter space H and detailed in Theorem 1 and Corollary 1) and the Score Matching Estimator [41] (SME estimates in the natural parameter space Θ). We show a connection of SME with the Moment Linear System Estimator [23] (MLSE) which is related to Stein’s lemma for exponential families [40].
- We report a closed-form formula to evaluate the goodness-of-fit of the PED to a GMM in §3 using an extension of the Hyvärinen divergence [1] (Theorem 2), and discuss the problem of model selection for choosing the order D of the PEF.
- We show how to approximate the Jeffreys divergence between GMMs using a pair of natural/moment parameter PED conversion, and present experimental results which displays a gain of several orders of magnitude of performance when compared to the Monte Carlo estimator in §4. We observe that the quality of the approximations depend on the number of modes of the GMMs [19]. Calculating or counting the modes of a GMM is a challenging problem in its own.

The paper is organized as follows: In Section 2, we show how to convert arbitrary PDFs into PEDs using integral-based Maximum Likelihood Estimator and Score Matching Estimator, and describe a Maximum Entropy method to convert iteratively moment parameters to natural parameters in §2.3.1. It is followed by Section 3 which shows how to calculate in closed-form the order-2 Hyvärinen divergence between a GMM and a PED. We use this criterion to perform model selection. Section 4 presents our experiments which demonstrate a gain of several orders of magnitudes for GMMs with small number of modes. Finally, we conclude in Section 5 by discussing potential generalizations to other kinds of univariate or multivariate mixtures which we plan to experiment in future work.

2 Converting finite mixtures to exponential family densities

We report two generic methods to convert a mixture $m(x)$ into a density of an exponential family: The first method (MLE) in §2.1 proceeds using the mean parameterization η while the second method (SME) in §2.2 uses the natural parameterization of the exponential family. We show how to instantiate these conversion methods for GMMs: This requires to calculate in closed-form raw moments of GMMs which is detailed in §2.4.

2.1 Conversion using the moment parameterization (MLE)

Let us recall that in order to estimate the moment or mean parameter $\hat{\eta}_{\text{MLE}}$ of a density belonging an exponential family

$$\mathcal{E}_t := \left\{ p_\theta(x) = \exp \left(t(x)^\top \theta - F(\theta) \right) \right\}$$

with sufficient statistic vector $t(x) = [t_1(x) \dots t_D(x)]^\top$ from a i.i.d. sample set x_1, \dots, x_n , the Maximum Likelihood Estimator (MLE) [17, 11] yields

$$\max_{\theta} \prod_{i=1}^n p_\theta(x_i), \tag{31}$$

$$\equiv \max_{\theta} \sum_{i=1}^n \log p_\theta(x_i), \tag{32}$$

$$= \max_{\theta} \left(\sum_{i=1}^n t(x_i)^\top \theta \right) - nF(\theta), \tag{33}$$

$$\Rightarrow \hat{\eta}_{\text{MLE}} = \frac{1}{n} \sum_{i=1}^n t(x_i). \tag{34}$$

Eq. 33 is called the estimating equation. The MLE exists and is consistent and asymptotically normally distributed under mild conditions [11]. Furthermore, since the MLE satisfies the equivariance property [11], we have $\hat{\theta}_{\text{MLE}} = \nabla F^*(\hat{\eta}_{\text{MLE}})$, where ∇F^* denote the gradient of the conjugate function $F^*(\eta)$ of the cumulant function $F(\theta)$ of the exponential family.

By considering the empirical distribution $p_e(x) := \frac{1}{n} \sum_{i=1}^n \delta_{x_i}(x)$ (with $\delta_{x_i}(\cdot)$ denoting the Dirac distribution at location x_i), we can formulate the MLE problem as a minimum KLD problem between the empirical distribution and a density of the exponential family:

$$\begin{aligned} \min_{\theta} D_{\text{KL}}[p_e : p_\theta] &= \min -H[p_e] - E_{p_e}[\log p_\theta(x)], \\ &\equiv \max_{\theta} \frac{1}{n} \sum_{i=1}^n \log p_\theta(x_i), \end{aligned}$$

since $H[p_e]$ is independent of θ .

Thus to convert an arbitrary smooth density $r(x)$ into a density p_θ of an exponential family \mathcal{E}_t , we ask to solve the minimization problem: $\min_{\theta} D_{\text{KL}}[r : p_\theta]$. Rewriting the minimization problem

as:

$$\begin{aligned}
& \min_{\theta} D_{\text{KL}}[r : p_{\theta}] = - \int r(x) \log p_{\theta}(x) dx + \int r(x) \log r(x) dx, \\
& \equiv \min_{\theta} - \int r(x) \log p_{\theta}(x) dx, \\
& \min_{\theta} \int r(x) (F(\theta) - \theta^{\top} t(x)) dx, \\
& \min_{\theta} F(\theta) - \theta^{\top} E_r[t(x)],
\end{aligned}$$

we get

$$\boxed{\bar{\eta}_{\text{MLE}}(r) := E_r[t(x)] = \int_{\mathcal{X}} r(x) t(x) dx.} \tag{35}$$

This conversion can be interpreted as an integral extension of the MLE (hence the $\bar{\cdot}$ notation in $\bar{\eta}_{\text{MLE}}$). Notice that the ordinary MLE is $\hat{\eta}_{\text{MLE}} = \bar{\eta}_{\text{MLE}}(p_e)$ obtained for the empirical distribution: $r = p_e$.

Theorem 1 (Integral-based MLE) *The best density $p^{\bar{\eta}}(x)$ minimizing the Kullback-Leibler divergence $D_{\text{KL}}[r : p_{\theta}]$ between a density r and a density p_{θ} of an exponential family \mathcal{E}_t is $\bar{\eta} = E_r[t(x)] = \int_{\mathcal{X}} r(x) t(x) dx$.*

Notice that when $r = p_{\theta}$, we have $\bar{\eta} = E_{p_{\theta}}[t(x)] = \eta$, so that the method $\bar{\eta}_{\text{MLE}}$ is consistent (by analogy to the finite i.i.d. MLE case). The KLD right-sided minimization problem can be interpreted as an information projection [62].

As a corollary of Theorem 1, we deduce the following corollary:

Corollary 1 (Best KLD simplification of a mixture) *The best KLD simplification of a homogeneous mixture of exponential families [54] $m(x) = \sum_{i=1}^k w_i p_{\theta_i}(x)$ with $p_{\theta_i} \in \mathcal{E}_t$, i.e. $\min_{\theta \in \Theta} D_{\text{KL}}[m : p_{\theta}]$, into a single component $p^{\eta}(x)$ is given by $\eta = \hat{\eta}_{\text{MLE}}(m) = E_m[t(x)] = \sum_{i=1}^k \eta_i = \bar{\eta}$.*

Eq. 35 allows us to greatly simplify the proofs reported in [81, 86] for mixture simplifications which involved the explicit use of the Pythagoras' theorem in the dually flat spaces of exponential families [1]. Figure 4 displays the geometric interpretation of the best KLD simplification of a GMM.

Notice that Theorem 1 yields an algebraic solution to compute $\bar{\eta}_{\text{MLE}}$ for PEDs given GMMs. To contrast, we observe that the MLE of iid observations is not an algebraic function [2] but a transcendental function.

2.2 Converting to a PEF using the natural parameterization (SME)

2.2.1 Integral-based Score Matching Estimator (SME)

To convert density $r(x)$ to an exponential density with sufficient statistics $t(x)$, we can use the Score Matching Estimator [41, 42] (SME). The score matching estimator minimizes the Hyvärinen divergence (Eq. 4 of [42]):

$$D_H[p : p_{\theta}] := \frac{1}{2} \int \|\nabla_x \log p(x) - \nabla_x \log p_{\theta}(x)\|^2 p(x) dx.$$




Figure 4: The best simplification of a GMM $m(x)$ into a single normal component p_{θ^*} ($\min_{\theta \in \Theta} D_{\text{KL}}[m : p_{\theta}] = \min_{\eta \in H} D_{\text{KL}}[m : p^{\eta}]$) is geometrically interpreted as the unique m -projection of $m(x)$ onto the Gaussian family (a e -flat): We have $\eta^* = \bar{\eta} = \sum_{i=1}^k w_i \eta_i$.

Notice that in statistics, the score is defined by $\nabla_{\theta} \log p_{\theta}(x)$, but in score matching the “data score”⁴ is defined by $\nabla_x \log p_{\theta}(x)$.

It can be shown that for exponential families [42], we have:

$$\theta_{\text{SME}}(r) = - (E_r[A(x)])^{-1} \times (E_r[b(x)]), \quad (36)$$

where

$$A(x) := [t'_i(x)t'_j(x)]_{ij}$$

is a $D \times D$ symmetric matrix, and

$$b(x) = [t''_1(x) \dots t''_D(x)]^{\top}$$

is a D -dimensional column vector.

For PEFs of order D , we have $t'_i(x) = ix^{i-1}$ and $t''_i(x) = i(i-1)x^{i-2}$, and therefore we have

$$A_D = E_r[A(x)] = [ij\mu_{i+j-2}(r)]_{ij},$$

and

$$b_D = E_s[b(x)] = [j(j-1)\mu_{j-2}(r)]_j,$$

where $\mu_l(r) := E_r[X^l]$ denotes the l -th raw moment of distribution $X \sim r(x)$ (with the convention that $m_{-1}(r) = 0$). For a PDF r , we have $\mu_1(r) = 1$.

Thus the integral-based SME of a density r is:

$$\theta_{\text{SME}}(r) = - \left([ij\mu_{i+j-2}(r)]_{ij} \right)^{-1} \times [j(j-1)\mu_{j-2}(r)]_j. \quad (37)$$

For example, matrix A_4 is

$$\begin{bmatrix} \mu_0 & 2\mu_1 & 3\mu_2 & 4\mu_3 \\ 2\mu_1 & 4\mu_2 & 6\mu_3 & 8\mu_4 \\ 3\mu_2 & 6\mu_3 & 9\mu_4 & 12\mu_5 \\ 4\mu_3 & 8\mu_4 & 12\mu_5 & 16\mu_6 \end{bmatrix}.$$

⁴Hyvärinen reports an explanation of the naming “score” using a spurious location parameter. See [42].

This method of Cobb et al. [23] (1983) anticipated the score matching method of Hyvärinen (2005). It can be derived from Stein’s lemma for exponential families (see Appendix B).

The integral-based score matching method is consistent, i.e., if $r = p_\theta$ then $\bar{\theta}_{\text{SME}} = \theta$: The probabilistic proof for $r(x) = p_e(x)$ is reported as Theorem 2 of [23]. The integral-based proof is based on the property that arbitrary order partial mixed derivatives can be obtained from higher-order partial derivatives with respect to θ_1 [38]:

$$\partial_1^{i_1} \dots \partial_D^{i_D} F_{P_\theta} = \partial_1^{\sum_j j^{i_j}} F_{P_\theta}.$$

The complexity of the direct SME method is $O(D^3)$ as it requires to inverse matrix A_D .

Next, we show how to lower this complexity by reporting an equivalent method presented in [23] which relies on recurrence relationships between the moments of $p_\theta(x)$. Recall that $\mu_l(r)$ denotes the l -th raw moment $E_r[x^l]$.

Let $A' = [a'_{i+j-2}]_{ij}$ denote the $D \times D$ symmetric matrix with $a'_{i+j-2}(r) = \mu_{i+j-2}(r)$ (with $a'_0(r) = \mu_0(r) = 1$), and $b' = [b'_i]_i$ the D -dimensional vector with $b'_i(r) = (i+1)\mu_i(r)$. We solve the system $A'\beta = b'$ to get $\beta = A'^{-1}b'$. We then get the natural parameter $\bar{\theta}_{\text{SME}}$ from the vector β as

$$\bar{\theta}_{\text{SME}} = \begin{bmatrix} -\frac{\beta_1}{2} \\ \vdots \\ -\frac{\beta_i}{i+1} \\ \vdots \\ -\frac{\beta_D}{D+1} \end{bmatrix}. \quad (38)$$

Now, if we inspect matrix $A'_D = [\mu_{i+j-2}(r)]$, we find that matrix A'_D is a Hankel matrix: A Hankel matrix has constant anti-diagonals and can be inverted in quadratic-time [91, 39] instead of cubic time for a general $D \times D$ matrix. (The inverse of a Hankel matrix is a Bezoutian matrix [34].) Moreover, the Hankel matrix can be stored using linear memory (store $2D - 1$ coefficients) instead of quadratic memory of regular matrices.

For example, matrix A'_4 is:

$$A'_4 = \begin{bmatrix} \mu_0 & \mu_1 & \mu_2 & \mu_3 \\ \mu_1 & \mu_2 & \mu_3 & \mu_4 \\ \mu_2 & \mu_3 & \mu_4 & \mu_5 \\ \mu_3 & \mu_4 & \mu_5 & \mu_6 \end{bmatrix},$$

and requires only $6 = 2 \times 4 - 2$ coefficients to be stored instead of $4 \times 4 = 16$. The order- d moment matrix is

$$A'_d := [\mu_{i+j-2}]_{ij} = \begin{bmatrix} \mu_0 & \mu_1 & \dots & \mu_d \\ \mu_1 & \mu_2 & \dots & \vdots \\ \vdots & & \ddots & \vdots \\ \mu_d & \dots & \dots & \mu_{2d} \end{bmatrix},$$

is a Hankel matrix stored using $2d + 1$ coefficients:

$$A'_d = \text{Hankel}(\mu_0, \mu_1, \dots, \mu_{2d}).$$

In statistics, those matrices A' are called moment matrices and well-studied [51, 50, 83]. The variance $\text{Var}[X]$ of a random variable X can be expressed as the determinant of the order-2 moment matrix⁵:

$$\text{Var}[X] = E[(X - \mu)^2] = E[X^2] - E[X]^2 = \mu_2 - \mu_1^2 = \det \left(\begin{bmatrix} 1 & \mu_1 \\ \mu_1 & \mu_2 \end{bmatrix} \right) \geq 0.$$

For GMMs r , the raw moments $\mu_l(r)$ to build matrix A_D can be calculated in closed-form as explained in §2.4.

2.3 Converting moment parameters from/to natural parameters

2.3.1 Converting moment parameters to natural parameters using MaxEnt

In §2.1, we showed how to use the integral extension of the MLE to convert r into $p^\eta \in \mathcal{E}_t$, a PED indexed with a moment parameter η . However, for PEFs with sufficient statistic vector (x_1, \dots, x^D) , we do not have F^* nor ∇F^* in closed-form expressions: Thus given parameter $\hat{\eta}_{\text{MLE}}$, we cannot compute $\hat{\theta}_{\text{MLE}} = \nabla F^*(\hat{\eta}_{\text{MLE}})$, and we need to approximate $\hat{\theta}_{\text{MLE}}$. More generally, given the density p^η parameterized in the moment parameter, we ask for the equivalent p_θ parameterized by the corresponding natural parameter $\theta = \theta(\eta)$ such that $p^\eta = p_\theta$. We have $\theta = \nabla F^*(\eta)$ but $F^*(\eta)$ is not known in closed-form in general except for the special case of $D = 2$ (i.e., normal distributions).

Let us report the iterative approximation technique of [57] (extending the method described in [97]) based on solving a maximum entropy problem (MaxEnt problem). This method will be useful when comparing the results of our heuristic with a direct (but very costly) method.

The density p_θ of an exponential family can be characterized as a maximum entropy distribution given the moment constraint $E_{p_\theta}[t(x)] = \eta$: $\max_p h(p)$ subject to the $D + 1$ moment constraints $\int t_i(x)p(x)dx = \eta_i$ for $i \in \{0, \dots, D\}$, where we added by convention $\eta_0 = 1$ and $t_0(x) = 1$ (so that $\int p(x)dx = 1$). The solution of this MaxEnt problem [57] is $p(x) = p_\lambda$ where λ are the $D + 1$ Lagrangian parameters. Here, we adopt the the following canonical parameterization of the densities of an exponential family:

$$p_\lambda(x) := \exp \left(- \sum_{i=0}^D \lambda_i t_i(x) \right).$$

That is, $F(\lambda) = \lambda_0$ and $\lambda_i = -\theta_i$ for $i \in \{1, \dots, D\}$. Parameter λ is a kind of augmented natural parameter which includes the log-normalizer in its first coefficient.

Let $K_i(\lambda) := E_{p_\theta}[t_i(x)] = \eta_i$ denote the set of $D + 1$ non-linear equations for $i \in \{0, \dots, D\}$. The Iterative Linear System Method [57] (ILSM) converts iteratively p^η to p_θ . We initialize $\lambda^{(0)}$ to $\bar{\theta}_{\text{SME}}$ (and calculate numerically $\lambda_0^{(0)} = F(\bar{\theta}_{\text{SME}})$).

At iteration t with current estimate λ^t , we use the following first-order Taylor approximation:

$$K_i(\lambda) \approx K_i(\theta^{(t)}) + (\lambda - \lambda^{(t)}) \nabla K_i(\lambda^{(t)}).$$

⁵This yields a generalization of the notion of variance to $d + 1$ random variables: $X_1, \dots, X_{d+1} \sim_{iid} F_X \Rightarrow E \left[\prod_{j>i} (X_i - X_j)^2 \right] = (d + 1)! \det(M_d) \geq 0$. The variance can be expressed as $E[\frac{1}{2}(X_1 - X_2)^2]$ for $X_1, X_2 \sim_{iid} F_X$. See [88] (Chapter 5) for a detailed description related to U -statistics.

Let $H(\theta)$ denote the $(D + 1) \times (D + 1)$ matrix:

$$H(\lambda) := \left[\frac{\partial K_i(\lambda)}{\partial \theta_j} \right]_{ij}.$$

We have

$$H_{ij}(\lambda) = H_{ji}(\lambda) = -E_{p_\theta}[t_i(x)t_j(x)].$$

We update as follows:

$$\lambda^{(t+1)} = \lambda^{(t)} + H^{-1}(\lambda^{(t)}) \begin{bmatrix} \eta_0 - K_0(\lambda^{(t)}) \\ \vdots \\ \eta_D - K_D(\lambda^{(t)}) \end{bmatrix}. \quad (39)$$

For a PEF of order D , we have

$$H_{ij}(\lambda) = -E_{p_\theta}[x^{i+j-2}] = -\mu_{i+j-2}(p_\theta).$$

This yields a moment matrix H_λ (Hankel matrix) which can be inverted in quadratic time [39]. In our setting, the moment matrix is invertible because $|H| > 0$, see [46].

Let $\tilde{\lambda}_T(\eta)$ denote $\theta^{(T)}$ after T iterations (retrieved from $\lambda^{(T)}$), and let be the corresponding natural parameter of the PED. We have the following approximation of the JD:

$$D_J[m, m'] \approx (\tilde{\theta}_T(\eta') - \tilde{\theta}_T(\eta))^\top (\eta' - \eta).$$

The method is costly because we need to numerically calculate $\mu_{i+j-2}(p_\theta)$ and the K_i 's (e.g., univariate Simpson integrator). Another potential method consists in estimating these expectations using acceptance-rejection sampling [94, 33] (see Appendix D). We may also consider the holonomic gradient descent [38]. Thus the conversion $\eta \rightarrow \theta$ method is costly. Our heuristic $\tilde{\Delta}_J$ bypasses this costly moment-to-natural parameter conversion by converting each mixture m to a pair $(p_{\theta_{\text{SME}}}, p_{\eta_{\text{MLE}}})$ of PEDs parameterized in the natural and moment parameters (i.e., loosely untangle these dual parameterizations).

2.3.2 Converting natural parameters to moment parameters

Given a PED $p_\theta(x)$, we ask to find its corresponding moment parameter η (i.e., $p_\theta = p^\eta$). Since $\eta = E_{p_\theta}[t(x)]$, we sample s iid variates x_1, \dots, x_s from p_θ using acceptance-rejection sampling [94, 33] or any other Markov chain Monte Carlo technique [84], and estimate $\hat{\eta}$ as:

$$\hat{\eta} = \frac{1}{s} \sum_{i=1}^s t(x_i).$$

2.4 Raw moments of normal distributions and GMMs

The l -th moment raw moment $E[Z^l]$ of a standard normal distribution $Z \sim N(0, 1)$ is 0 when l is odd (since the density is an even function) and $(l - 1)!! = 2^{-\frac{l}{2}} \frac{l!}{(l/2)!}$ when l is even, where

$n!! = \sqrt{\frac{2^{n+1}}{\pi}} \Gamma(\frac{n}{2} + 1) = \prod_{k=0}^{\lceil \frac{n}{2} \rceil - 1} (n - 2k)$ is the *double factorial* (with $(-1)!! = 1$ by convention). Using the binomial theorem, we deduce that a normal distribution $X = \mu + \sigma Z$ has finite moments:

$$\mu_l(p_{\mu,\sigma}) = E_{p_{\mu,\sigma}}[X^l] = E[(\mu + \sigma Z)^l] = \sum_{i=0}^l \binom{l}{i} \mu^{l-i} \sigma^i E[Z^i].$$

That is, we have

$$\mu_l(p_{\mu,\sigma}) = \sum_{i=0}^{\lfloor \frac{l}{2} \rfloor} \binom{l}{i} (2i - 1)!! \mu^{l-2i} \sigma^{2i}, \quad (40)$$

where $n!!$ denotes the double factorial:

$$n!! = \prod_{k=0}^{\lceil \frac{n}{2} \rceil - 1} (n - 2k) = \begin{cases} \prod_{k=1}^{\frac{n}{2}} (2k) & n \text{ is even,} \\ \prod_{k=1}^{\frac{n+1}{2}} (2k - 1) & n \text{ is odd,} \end{cases}$$

By the linearity of the expectation $E[\cdot]$, we deduce the l -th raw moment of a GMM $m(x) = \sum_{i=1}^k w_i p_{\mu_i, \sigma_i}(x)$:

$$\mu_l(m) = \sum_{i=1}^k w_i \mu_l(p_{\mu_i, \sigma_i}).$$

Notice that by using [12], we can extend this formula to truncated normals and GMMs. Thus computing the first $O(D)$ raw moments of a GMM with k components can be done in $O(kD^2)$ using the Pascal triangle method for computing the binomial coefficients. See also [4]. In practice, to instantiate the generic raw moment formula for the first prescribed D order, we can also use the computer algebra system MAXIMA.⁶ For example, the code snippet below reports the first 18 moments. In our implementation, we could use up to order $D = 34$.

```
normal(x,mu,sigma) := (1.0/(sqrt(2*%pi)*sigma))*exp(-((x-mu)**2)/(2*sigma**2));
assume(s>0);
maxOrder:18;
for i:1 while (i<=maxOrder)
do( m[i]: ratsimp(integrate(normal(x,m,s)*(x**i),x,minf,inf)), print(m[i]));
```

In general, the raw moments μ_l of a PDF p_θ belonging to an EF can be calculated from the l -fold derivatives of the moment generating function (MGF) $m_X(u) := E[e^{uX}]$:

$$m_\theta(u) = \exp(F(\theta + u) - F(\theta)),$$

and

$$\mu_l(\theta) = m_\theta^{(l)}(0).$$

For example, consider the exponential distribution $p_\lambda(x) = \lambda \exp(-\lambda x)$ with support $\mathcal{X} = (0, \infty)$. We have $\theta = -\lambda$, $F(\theta) = -\log(-\theta)$ and $t(x) = x$. The MGF is $m_\theta(u) = \exp(F(\theta + u) - F(\theta)) = \frac{\theta}{\theta - u}$, and $\mu_l = E_{p_\lambda}[X^l] = m_\theta^{(l)}(0) = \frac{l!}{\lambda^l}$.

The MAXIMA code snippet below implements this calculation:

⁶<https://maxima.sourceforge.io/>


```

/* Exponential distribution as an exponential family */
F(theta):=-log(-theta);
MGF(theta,u):=exp(F(theta+u)-F(theta));
derivative(MGF(theta,u),u,6);
ev(%, u=0);

```

For the normal distribution with unit standard deviation, we have $F(\mu) = \frac{1}{2}\mu^2$, $t(x) = x$ and $m_\mu(u) = \exp(\frac{u^2}{2} + u\theta)$. It follows that $E[X^l] = m_\mu^{(l)}(0)$. The code below implements the symbolic calculation of the 10-th raw moment:

```

/* normal family with unit standard deviation */
F(m):=m*m/2;
MGF(theta,u):=exp(F(theta+u)-F(theta));
derivative(MGF(theta,u),u,10);
ev(%, u=0);

```

We get

$$E[X^{10}] = \mu^{10} + 45\mu^8 + 630\mu^6 + 3150\mu^4 + 4725\mu^2 + 945.$$

Notice that we can rewrite the MGF as

$$m_\theta(u) = \exp(F(\theta + u) - F(\theta)) = \exp\left(\int_\theta^{\theta+u} \nabla F(u) du\right).$$

This highlights that the moment parametrization $\eta = \nabla F(\theta) = E_{p_\theta}[t(X)]$ specifies the MGF [85].

3 Goodness-of-fit between GMMs and PEDs: Higher order Hyvärinen divergences

Once we have converted a GMM $m(x)$ into an unnormalized PED $q_{\theta_m}(x) = \tilde{p}_{\theta_m}(x)$, we would like to evaluate the quality of the conversion using a statistical divergence: $D(m(x) : q_{\theta_m}(x))$. This divergence shall allow us to perform *model selection* by choosing the order D of the PEF so that $D(m(x) : p_\theta(x)) \leq \epsilon$ for $\theta \in \mathbb{R}^D$, where $\epsilon > 0$ is a prescribed threshold. Since PEDs have computationally intractable normalization constants, we consider a *projective divergence* [1] $D(p : q)$ that satisfies $D(p : \lambda q) = D(p : q)$ for any $\lambda > 0$. For example, we may consider the γ -divergence [35] that is a *two-sided projective divergence*: $D_\gamma(\lambda p : \lambda' q) = D(p : q) = D(\tilde{p} : \tilde{q})$ for any $\lambda, \lambda' > 0$ and converge to the KLD when $\gamma \rightarrow 0$. However, the γ -divergence between a mixture model and an unnormalized PEF does not yield a closed-form formula (and the γ -divergence between two unnormalized PEDs is expressed using the log-normalizer function $F(\cdot)$ that is computationally intractable).

In order to get a closed-form formula for a divergence between a mixture model and an unnormalized PED, we consider the order- α (for $\alpha > 0$) Hyvärinen divergence [1] (also called Fisher divergence [41]) as follows:

$$D_{H,\alpha}(p : q) := \int p(x)^\alpha (\nabla_x \log p(x) - \nabla_x \log q(x))^2 dx, \quad \alpha > 0. \quad (41)$$

When $\alpha = 1$, $D_{H,1}(p : q) = D_H(p : q)$, the ordinary Hyvärinen divergence [41].

The Hyvärinen divergences $D_{H,\alpha}$ is a right-sided projective divergence [76] with $D_{H,\alpha}(p : q) = D_{H,\alpha}(p : \lambda q)$ for any $\lambda > 0$. Thus we have $D_{H,\alpha}(m : p_\theta) = D_{H,\alpha}(m : q_\theta)$ for a unnormalized PED $q_\theta = \tilde{p}_\theta$. For statistical estimation, it is enough to have a sided projective divergence since we need to evaluate the goodness of fit between the (normalized) empirical distribution p_e and the (unnormalized) parametric density.

For univariate distributions, $\nabla_x \log p(x) = \frac{p'(x)}{p(x)}$, and $\frac{p'(x)}{p(x)} = \frac{\tilde{p}'(x)}{\tilde{p}(x)}$ where $\tilde{p}(x)$ is the unnormalized model. For PEDs, $\frac{p'(x)}{p(x)} = (\log P_\theta(x))' = \sum_{i=1}^D i\theta_i x^{i-1}$.

Theorem 2 *The Hyvärinen divergence $D_{H,2}$ of order 2 between a GMM $m(x)$ and a PED $q_\theta(x)$ is available in closed form.*

We have $D_{H,2}(m : q) = \int m(x)^2 \left(\frac{m'(x)}{m(x)} - \sum_{i=1}^D i\theta_i x^{i-1} \right)^2 dx$ with

$$m'(x) = - \sum_{i=1}^k w_i \frac{x - \mu_i}{\sigma_i^2} p(x; \mu_i, \sigma_i),$$

denoting the derivative of the mixture density $m(x)$. It follows that:

$$D_{H,2}(m : q) = \int m'(x) dx - 2 \sum_{i=1}^D i\theta_i \int x^{i-1} m'(x) m(x) dx + \sum_{i,j=1}^D ij\theta_i \theta_j \int x^{i+j-2} m(x)^2 dx,$$

where

$$\int x^i m'(x) m(x) dx = - \sum w_a w_b \int \frac{x - \mu_a}{\sigma_a^2} x^i p(x; \mu_a, \sigma_a) p(x; \mu_b, \sigma_b) dx.$$

Therefore we have

$$D_{H,2}(m : q) = \int m'(x) dx - 2 \sum_{i=1}^D i\theta_i \int x^{i-1} m'(x) m(x) dx + \sum_{i,j=1}^D ij\theta_i \theta_j \int x^{i+j-2} m(x)^2 dx$$

with $m'(x) = - \sum w_a \frac{x - \mu_a}{\sigma_a^2} p(x; \mu_a, \sigma_a)$.

Since $p_a(x)p_b(x) = \kappa_{a,b} p(x; \mu_{ab}, \sigma_{ab})$, with

$$\mu_{ab} = \sigma_a^2 \sigma_b^2 (\sigma_b^2 \mu_a + \sigma_a^2 \mu_b),$$

and

$$\sigma_{ab} = \frac{\sigma_a \sigma_b}{\sqrt{\sigma_a^2 + \sigma_b^2}},$$

and

$$\kappa_{a,b} = \exp(F(\mu_{ab}, \sigma_{ab}) - F(\mu_a, \sigma_a) - F(\mu_b, \sigma_b)),$$

with

$$F(\mu, \sigma) = \frac{\mu^2}{2\sigma^2} + \frac{1}{2} \log(2\pi\sigma^2),$$

Table 1: Comparison of $\tilde{\Delta}_J(m_1, m_2)$ with $\hat{D}_J(m_1, m_2)$ for random GMMs.

k	D	average error	maximum error	speed-up
2	4	0.1180799978221536	0.9491425404132259	2008.2323536011806
3	6	0.12533811294546526	1.9420608151988419	1010.4917042114389
4	8	0.10198448868508087	5.290871019594698	474.5135294829539
5	10	0.06336388579897352	3.8096955246161848	246.38780782640987
6	12	0.07145257192133717	1.0125283726458822	141.39097909641052
7	14	0.10538875853178625	0.8661463142793943	88.62985036546912
8	16	0.4150905507007969	0.4150905507007969	58.72277575395611

the log-normalizer of the Gaussian exponential family [1]. Therefore

$$\int p_a(x)p_b(x)x^l dx = \kappa_{a,b}m_l(\mu_{ab}, \sigma_{ab}).$$

Thus the Hyvärinen divergence $D_{H,2}$ of order 2 between a GMM and a PED expressed using its natural parameter is available in closed-form.

For example, when $k = 1$ (mixture m is a Gaussian p_{μ_1, σ_1}) and p_θ is a normal distribution (i.e., $D = 2$, $q_\theta = p_{\mu_2, \sigma_2}$), the order-2 Hyvärinen divergence.

$$D_{H,2}[p_{\mu_1, \sigma_1} : p_{\mu_2, \sigma_2}] = \frac{(\sigma_1^2 - \sigma_2^2)^2 + 2(\mu_2 - \mu_1)^2\sigma_1^2}{8\sqrt{\pi}\sigma_1^3\sigma_2^4}.$$

It is worth mentioning that the order-2 Hyvärinen divergence was used by Clutton-Brock [21] when estimating densities with exponentials of orthogonal polynomial series.⁷

4 Experiments: Jeffreys divergence between mixtures

Estimating \hat{D}_J between k -GMMs with Monte Carlo sampling using s samples require $\tilde{O}(ks)$. In comparison, approximating D_J by Δ_J using D -order PEDs require to $O(kD^2)$ to compute the raw moments and $O(D^2)$ to invert a Hankel moment matrix. Choosing $D = 2k$, we get a deterministic $O(k^3)$ algorithm. Thus our heuristic is faster when $k^2 \ll s$.

To get quantitative results, we build random GMMs with k components as follows: $m(x) = \sum_{i=1}^k w_i p_{\mu_i, \sigma_i}(x)$, where $w_i \sim U_i$, $\mu_i \sim -10 + 10U'_1$ and $\sigma_i \sim 1 + U'_2$, where the U_i 's and U'_1 and U'_2 are uniform distributions on $[0, 1)$. The weights are then normalized to sum up to one. For each value of k , we make 1000 trial experiments to gather statistics, and use $s = 10^5$ for evaluating the Jeffreys divergence \hat{D}_J by Monte Carlo samplings. We denote by error $:= \frac{|\hat{D}_J - \Delta_J|}{\hat{D}_J}$ the error of an experiment. Table 1 presents the results of the experiments for $D = 2k$ (since there are at most k modes for a k -GMM): We indicate the average error, the maximum error (minimum error is very close to zero, of order 10^{-5}), and the speed-up obtained by our heuristic Δ_J .

⁷The infinite support \mathbb{R} is first transformed bijectively into the open interval $(0, 1)$. For example, by using the map $h(x) = \frac{1}{1+e^x}$.

Notice that the quality of the approximations depend on the number of modes of the GMMs. This is a difficult problem to calculate [20, 3] even for simple cases [5, 6].

Figure 5 displays several experiments of converting mixtures to pairs of PEDs to get approximations of the Jeffreys divergence.

Figure 6 illustrates the use of the order-2 Hyvärinen divergence $D_{H,2}$ to perform model selection of the order of a PED.

Finally, Figure 7 displays some limitations of the GMM to PED conversion when the GMMs have many modes. However, in that case, running the conversion $\tilde{\eta}_{\text{MLE}}$ to $\tilde{\theta}_T(\tilde{\eta}_{\text{MLE}})$ improves a lot the results but requires a lot more computation.

Next, we consider learning a PED by converting a GMM derived itself from a KDE [86]. We use the the duration of the eruption for the Old Faithful geyser in Yellowstone National Park (Wyoming, USA): The dataset consists of 272 observations⁸ and is included in the R language package 'stats'. The following R snippet displays its histogram:

```
require(stats);
eruption <- faithful$eruptions
pdf("FaithfulHistogram.pdf")
hist(eruption,main="Eruptions of Old Faithful",breaks=25)
dev.off()
```

Figure 8 displays the GMMs obtained from the KDEs of the Old Faithful geyser dataset when choosing for each component $\sigma = 0.05$ (left) and $\sigma = 0.1$. Observe that the data is bimodal once the spurious modes (i.e., small bumps) are removed, as studied in [13]. Barron and Sheu [13, 14] modeled that dataset using a bimodal PED of order $D = 4$, i.e., a quartic distribution. We model it with a PED of order $D = 10$ using the integral-based score matching method. Figure 9 displays the unnormalized bimodal density q_1 (i.e., \tilde{p}_1) that we obtained using the integral-based score matching method (with $\mathcal{X} = (0, 1)$).

The code in MAXIMA to plot the result is:

```
q1(x):=exp((28.134510211471934*x**1)+(-71.464164508041*x**2)+(423.6511203845342*x**3)
+(-1630.7270876169205*x**4)+(487.7447113037109*x**5)+(10340.70169099172*x**6)
+(-25987.173209599085*x**7)+(27833.70635700226*x**8)+(-14324.646585464478*x**9)
+(2902.643246746063*x**10));
plot2d([q1(x)],[x,-0,1], [xlabel,"x"], [ylabel,"q1(x)"], [legend, "q1"],[style, [lines,5,5]]);
```

5 Conclusion and perspectives

In this paper, we described several methods to convert a univariate Gaussian mixture model (1D GMM) of k components into a polynomial exponential density (PED) of order D . Those conversion methods use the closed-form raw moment formula of GMMs details described in §2.4. Log-likelihood of unnormalized PEDs are polynomials easily evaluated but may be numerically ill-conditioned. A k -mode [20] distribution $f(x)$ can be modeled either by using a GMM $m(x)$ with k -components ($3k - 1$ parameters) or by using a more compactly PED of order $D = 2k$ requiring $2k$ parameters. We have demonstrated that the Jeffreys divergence (JD) between two GMMs can be accurately

⁸<https://www.stat.cmu.edu/~larry/all-of-statistics/=data/faithful.dat>

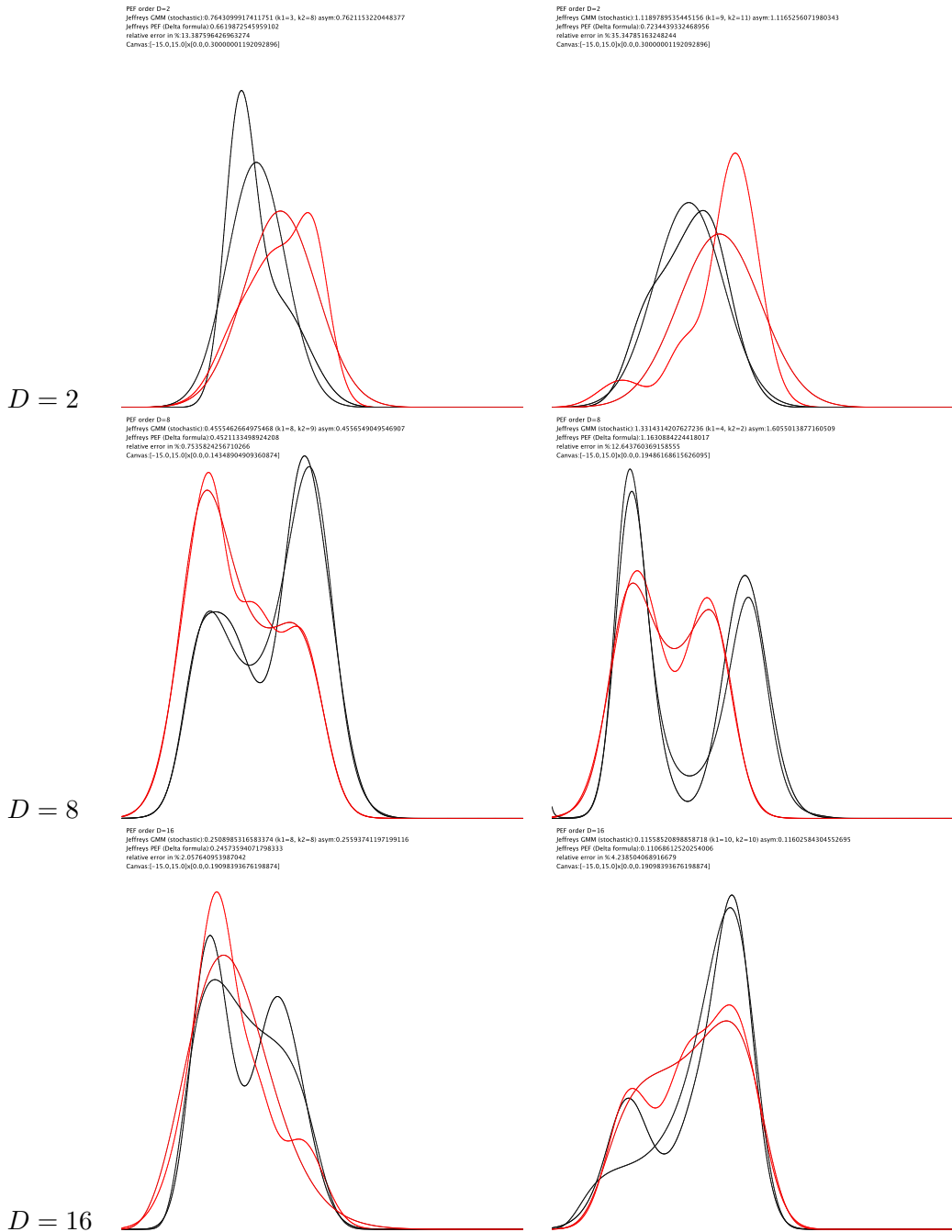


Figure 5: Experiments of approximating the Jeffreys divergence between two mixtures by considering pairs of PEDs. Notice that only the PEDs estimated using the score matching in the natural parameter space are displayed.

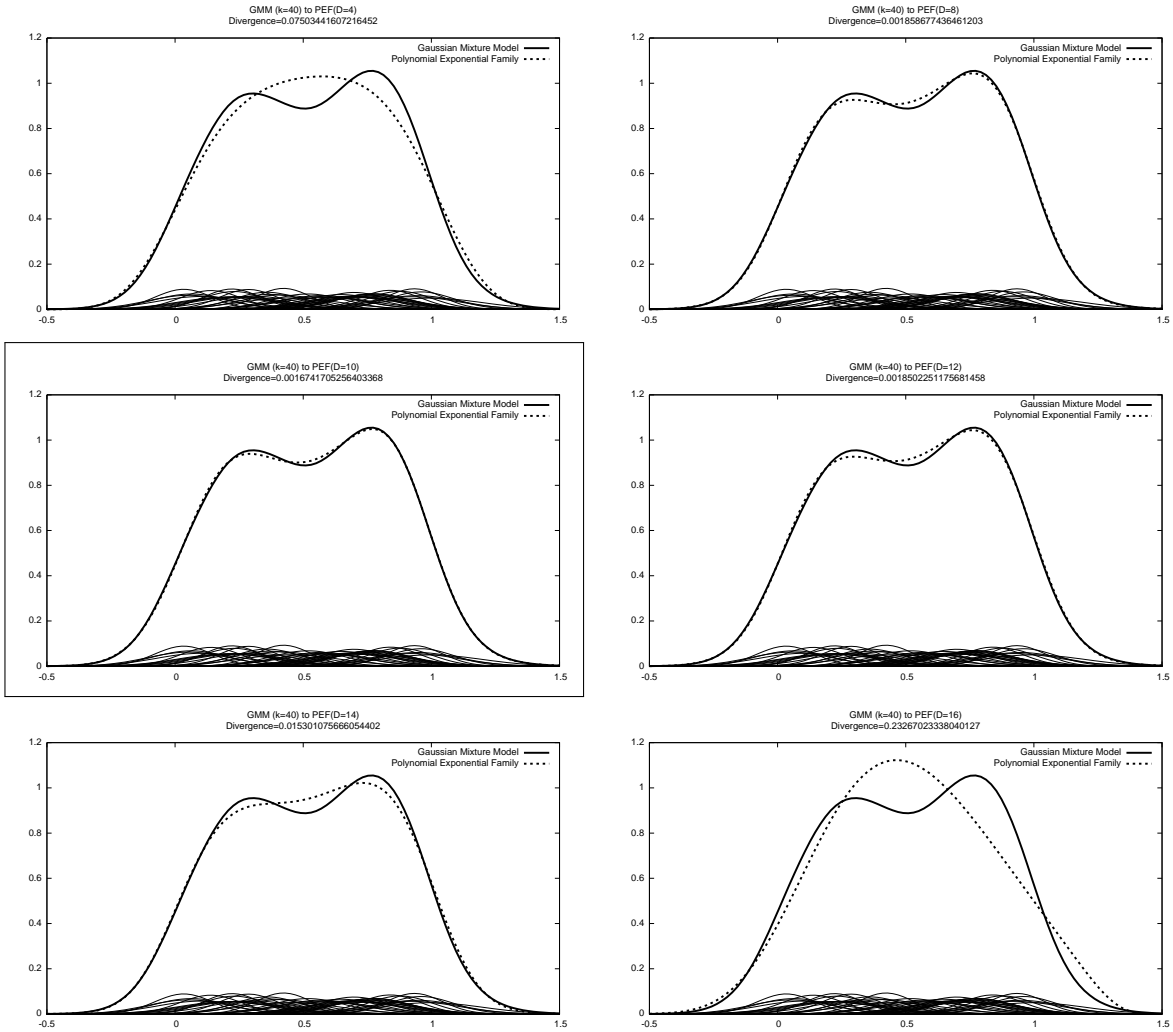


Figure 6: Selecting the PED order D by evaluating the best divergence order-2 Hyvärinen divergence (for $D \in \{4, 8, 10, 12, 14, 16\}$) values. Here, the order $D = 10$ (boxed) yields the lowest order-2 Hyvärinen divergence: The GMM is close to the PED.

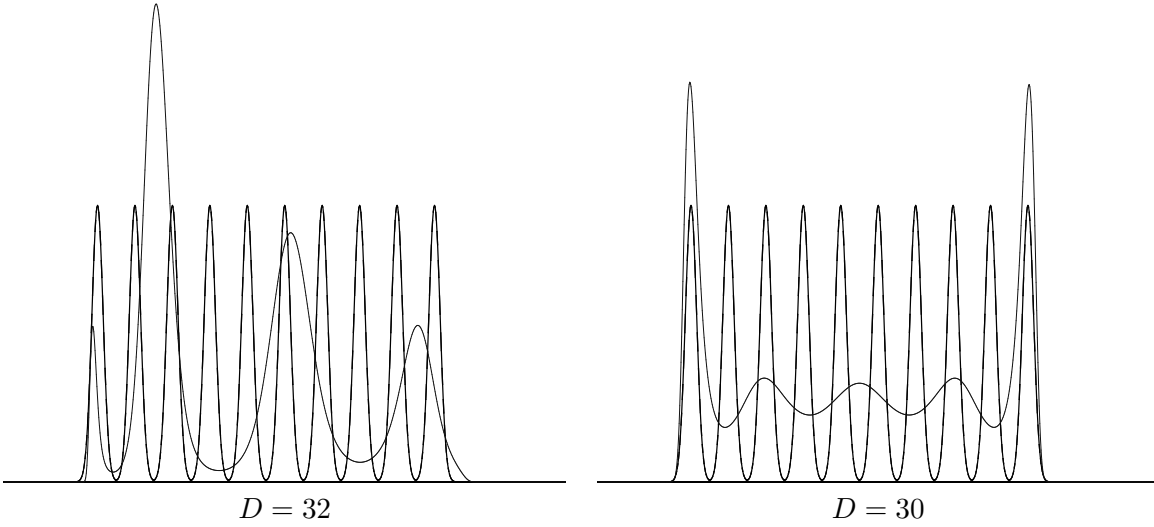


Figure 7: Limitations of the conversion of GMMs (black) to PEDs (grey) using the integral-based Score Matching estimator: Case of GMMs with many modes.

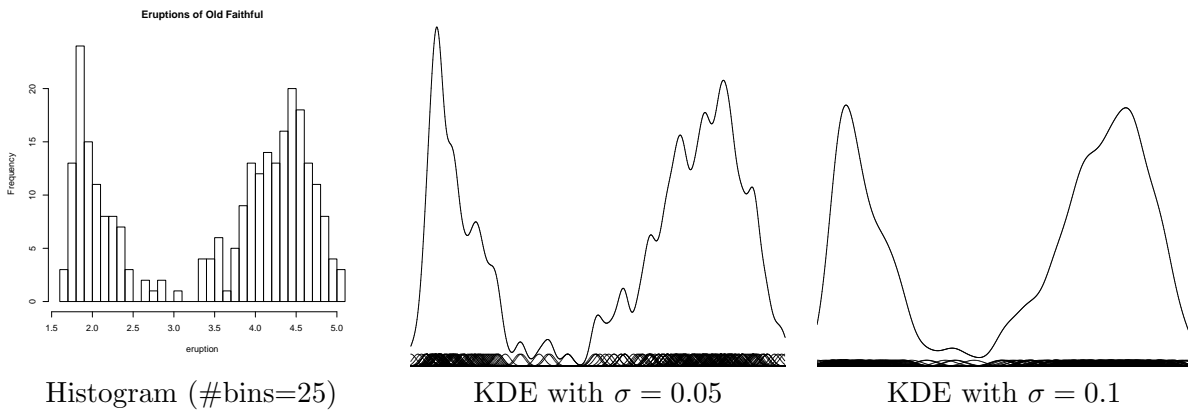


Figure 8: Modeling the Old Faithful geyser by a KDE (GMM with $k = 272$ components, uniform weights $w_i = \frac{1}{272}$): Histogram (#bins=25), and KDE with $\sigma = 0.05$ (middle) and KDE with $\sigma = 0.1$ with less spurious bumps (right)

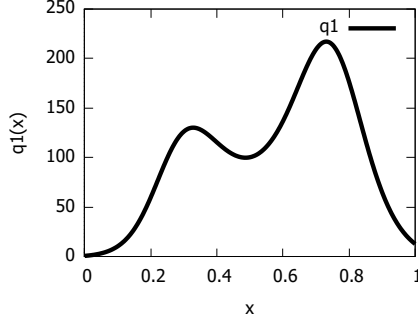


Figure 9: Modeling the Old Faithful geyser by an exponential-polynomial distribution of order $D = 10$.

approximated by converting the GMMs into PEFs:

$$\begin{aligned}
 H_1 & : D_J(m_1 : m_2) \simeq (\tilde{\theta}_2^{\text{MLE}} - \tilde{\theta}_1^{\text{MLE}})^\top (\tilde{\eta}_2^{\text{MLE}} - \tilde{\eta}_1^{\text{MLE}}), \\
 H_2 & : D_J(m_1 : m_2) \simeq (\tilde{\theta}_2^{\text{SME}} - \tilde{\theta}_1^{\text{SME}})^\top (\tilde{\eta}_2^{\text{SME}} - \tilde{\eta}_1^{\text{SME}}), \\
 H_3 & : \boxed{D_J(m_1 : m_2) \simeq (\tilde{\theta}_2^{\text{SME}} - \tilde{\theta}_1^{\text{SME}})^\top (\tilde{\eta}_2^{\text{MLE}} - \tilde{\eta}_1^{\text{MLE}})}
 \end{aligned}$$

The third heuristic H_3 is fast and use a pair of dually parameterized integral maximum likelihood/score matching estimators. Compared to the vanilla stochastic Monte Carlo method (non-deterministic), our deterministic heuristic is faster by several order of magnitudes while keeping a reasonable accuracy when the number of modes is small. One limitation of the method is that the PED modeling a GMM may not have the same number of modes as the GMM. This case is illustrated in Figure 10 (right). The order-2 Hyvärinen divergence may evaluate how “close” the GMM/PED densities are but it does not guarantee that the densities have the same number of modes.

In order to select the order D of the PED, we proposed to use the Hyvärinen divergence of order 2 which admits a closed-form formula between the mixture and the unnormalized PED. The proposed technique extends to other univariate mixture of exponential families [36] (e.g., mixture of Rayleigh distributions, mixture of Gamma or Beta distributions, etc.).

PEDs are well-suited to calculate Jeffreys divergence compared to GMMs. However, GMMs are better suited for sampling while PEDs require Monte Carlo methods (e.g., adaptive rejection sampling or MCMC methods [84]). The Kullback-Leibler Divergence between two PEDs can be estimated using rejection sampling (or other McMC methods [84]) and the γ -divergence [31] for γ close to zero [72] (e.g., $\gamma = 0.001$).

Finally, we conclude by listing three topics for future research:

- Although we have dealt with univariate GMMs, our technique may extend to multivariate GMMs using multivariate PEFs: For example, Hayakawa and Takemura [38] considered bivariate PEFs, and Pistone and Wynn studied multivariate cumulants and moments [82].
- Since PEDs and GMMs have different tail distributions [21], it should be better to proceed by truncating the support \mathcal{X} , say to $\mathcal{X} = \{\mu_- - 3\sigma_-, \max_i\{\mu_+ + 3\sigma_+\}\}$ for the GMMs with normal components (μ, σ) such that $\mu_- \leq \mu \leq \mu_+$ and $\sigma_- \leq \sigma \leq \sigma_+$. The integral

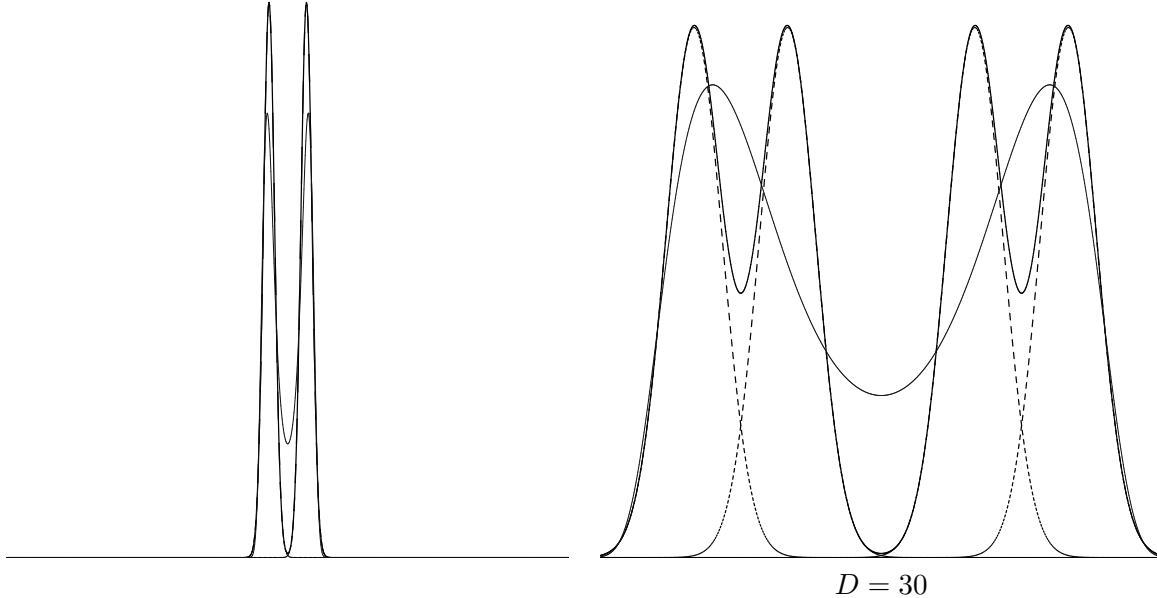


Figure 10: Ideally, we would like to have the PED modeling a GMM to have the same number and corresponding locations of modes (here, $D = 4$): (left) same number and locations of modes for the GMM and the PED, and (right) 4 modes for the GMM but only two modes for the PED.

estimators remain in closed-form since truncated Gaussian moments are available in closed-form [78] (expressed using the cumulative distribution function Φ of the standard Gaussian). Notice that a truncated exponential family is an exponential family that may bear different properties [25] (e.g., non-steep).

- Instead of the Jeffreys divergence, we may consider the Jensen-Shannon divergence [49] (JSD) as a symmetrization of the KLD:

$$D_{\text{JS}}[m : m'] = D_{\text{KL}} \left[m : \frac{m + m'}{2} \right] + D_{\text{KL}} \left[m' : \frac{m + m'}{2} \right], \quad (42)$$

$$= h \left[\frac{m + m'}{2} \right] - \frac{1}{2}(h[m] + h[m']). \quad (43)$$

The JSD has two main advantages compared to the Jeffreys divergence: It is always upper bounded by $\log 2$ and its square root yields a metric distance [32]. To contrast with the JSD, the KLD is unbounded and its square root (or any other positive exponent) does not yield a metric [92]. Then the differential entropies of the PEDs obtained by converting the mixtures m , m' and $\frac{m+m'}{2}$ can be estimated using the projective power entropy [31].

- Yet another interesting topic is to convert a PED into a GMM with a prescribed number of components using a continuous extension of k -MLE [60] (see centroidal Voronoi tessellations [28]).

A Monomial exponential families

Consider the polynomial exponential density:

$$p_{D,\theta}(x) := \exp(\theta x^D - F_D(\theta))$$

for an even integer D . The set of such densities form a Monomial Exponential Family [73] (MEF) with $t(x) = x^D$: A univariate order-1 exponential family. MEFs are special PEFs (with $\theta_1 = \dots = \theta_{D-1} = 0$ and $\theta_D = \theta$) which yield tractable information-theoretic quantities such that the KLD or the differential entropy. Indeed, the cumulant function $F_D(\theta)$ is available in closed-form expression [73]:

$$F_D(\theta) = \log \int_{\mathbb{R}} \exp(\theta x^D) dx, \quad (44)$$

$$= \log \left(\frac{2\Gamma(1/D)}{D} \right) - \frac{1}{D} \log(-\theta), \quad (45)$$

for $\theta < 0$, where $\Gamma(\cdot)$ denotes the gamma function. The natural parameter space is $\Theta = (-\infty, 0)$. The moment parameter is $\eta = \nabla F_D(\theta) = -\frac{1}{D\theta} > 0$, and the moment space is $H = (0, \infty)$. We have $\theta = \nabla F_D^*(\eta_D) = -\frac{1}{D\eta} < 0$ and the convex conjugate is:

$$F_D^*(\eta) = -\log \left(\frac{2\Gamma(1/D)}{D} \right) - \frac{1}{D} (1 + \log(D\eta)) = -h[p_{D,\theta}].$$

We check that the Fenchel-Young equality:

$$F_D(\theta) + F_D^*(\eta) - \theta\eta = 0.$$

The differential entropy of a MEF [71] is $h[p_{D,\theta}(x)] = -F^*(\eta)$, and the Kullback-Leibler divergence is

$$D_{\text{KL}}[p_{D,\theta_1} : p_{D,\theta_2}] = B_F(\theta_2 : \theta_1), \quad (46)$$

$$= -\frac{1}{D} \log \frac{-\theta_2}{-\theta_1} - (\theta_2 - \theta_1) \left(-\frac{1}{D\theta_1} \right), \quad (47)$$

$$= \frac{1}{D} \left(\frac{\theta_2}{\theta_1} - \log \frac{\theta_2}{\theta_1} - 1 \right). \quad (48)$$

This is a scaled Itakura-Saito divergence [70] D_{IS} with:

$$D_{\text{IS}}[p : q] := \frac{p}{q} - \log \left(\frac{p}{q} \right) - 1.$$

That is, we have

$$D_{\text{KL}}[p_{D,\theta_1} : p_{D,\theta_2}] = \frac{1}{D} D_{\text{IS}}[\theta_2 : \theta_1].$$

Let us report the MEFs for $D = 2$: The zero-mean normal distributions [68] $N(0, \sigma^2)$. We have $\theta = -\frac{1}{\sigma^2} < 0$, $t(x) = x^2$, $F_2(\theta) = \frac{1}{2} \log \left(\frac{\pi}{-\theta} \right)$ (since $\Gamma(1/2) = \sqrt{\pi}$), $\eta = \sigma^2 > 0$ and $F_2^*(\eta) = -\frac{1}{2} - \frac{1}{2} \log(2\pi\eta)$.

We have the KLD between two zero-mean normal distributions p_{0,σ_1^2} and p_{0,σ_2^2} as:

$$D_{\text{KL}}[p_{0,\sigma_1^2} : p_{0,\sigma_2^2}] = \frac{1}{2} \left(\frac{\theta_2}{\theta_1} - \log \left(\frac{\theta_2}{\theta_1} \right) - 1 \right), \quad (49)$$

$$= \frac{1}{2} \left(\frac{\sigma_1^2}{\sigma_2^2} - \log \frac{\sigma_1^2}{\sigma_2^2} - 1 \right), \quad (50)$$

$$= D_{\text{IS}} \left[-\frac{1}{2\sigma_2^2} : -\frac{1}{2\sigma_1^2} \right], \quad (51)$$

$$= D_{\text{IS}}[\sigma_1^2 : \sigma_2^2], \quad (52)$$

since the Itakura-Saito divergence is scale-free: $D_{\text{IS}}[p : q] = D_{\text{IS}}[1 : \frac{q}{p}] = D_{\text{IS}}[\frac{p}{q} : 1]$. Thus we have

$$D_{\text{KL}}[p_{0,\sigma_1^2} : p_{0,\sigma_2^2}] = D_{\text{IS}} \left[\frac{\sigma_1^2}{\sigma_2^2} : 1 \right] = D_{\text{IS}}[\sigma_1^2 : \sigma_2^2].$$

This matches the usual KLD between two normal distributions which can be interpreted as the sum of a squared Mahalanobis distance and half of the Itakura-Saito divergence (as noticed in [27]):

$$D_{\text{KL}}[p_{\mu_1,\sigma_1^2} : p_{\mu_2,\sigma_2^2}] = \frac{(\mu_2 - \mu_1)^2}{2\sigma_2^2} + \frac{1}{2} \left(\frac{\sigma_1^2}{\sigma_2^2} - \log \frac{\sigma_1^2}{\sigma_2^2} - 1 \right), \quad (53)$$

$$= \frac{1}{2} \left(M_{\sigma_2^2}^2(\mu_1, \mu_2) + D_{\text{IS}} \left[-\frac{1}{2\sigma_2^2} : -\frac{1}{2\sigma_1^2} \right] \right), \quad (54)$$

where

$$M_{\sigma_2^2}^2(\mu_1, \mu_2) := \frac{(\mu_2 - \mu_1)^2}{\sigma_2^2}.$$

When D is an odd integer, the MEF is not defined but we can define Absolute Monomial Exponential Families [73] (AMEFs) with PDFs:

$$p_{D,\theta}(x) := \exp(\theta |x|^D - F_D(\theta))$$

AMEFs coincide with MEFs for even integer. Since MEFs and AMEFs are exponential families, they are Maximum Entropy distributions. That means that for any other distribution r , we necessarily have $h[r] \leq h[p^{D,\eta}] = -F_D^*(\eta)$ where $\eta = E_r[|x|^D]$:

$$\forall r, \quad h[r] \leq -F_D^*(|x|^D)$$

The following code in MAXIMA implements and tests the formula for the KLD between two densities of a MEF:

```
/* Order of the MEF (even integer) */
D: 12;
F(theta):=log(2*gamma(1/D)/D)-(1/D)*log(-theta);
gradF(theta):=-1/(D*theta);
gradFdual(eta):=-1/(D*eta);
Fdual(eta):=-log (2*gamma(1/D)/D)-(1/D)*(1+log(D*eta));
p(x,theta):=exp(theta*(x**D)-F(theta));
/* Check Fenchel-Young inequality */
```

```

F(theta)+Fdual(gradF(theta))-theta*gradF(theta);
float(radcan(%)); /* should be zero */
/* Closed-form formula for Kullback-Leibler divergence */
LF(theta1,eta2):=F(theta1)+Fdual(eta2)-theta1*eta2;
BF(theta1,theta2):=F(theta1)-F(theta2)-(theta1-theta2)*gradF(theta2);
BdualF(eta1,eta2):=Fdual(eta1)-Fdual(eta2)-(eta1-eta2)*gradFdual(eta2);
ItakuraSaito(p,q):=(p/q)-log(p/q)-1;
closedformKL(theta1,theta2):=(1/D)*(theta2/theta1-log(theta2/theta1)-1);
closedformKLIS(theta1,theta2):=(1/D)*ItakuraSaito(theta2,theta1);
/* Differential entropy */
h(theta):=-Fdual(gradF(theta));
/* Test example */
theta:-2;
theta1:-2;
theta2:-3;
eta1:gradF(theta1);
eta2:gradF(theta2);
/* Kullback-Leibler divergence */
/* numerical integration by clamping the x-range */
print("numerical KLD:",quad_qag (p(x,theta1)*log(p(x,theta1)/p(x,theta2)), x, -100,100, 6, 'epsrel=5d
-8)[1]);
/* Exact formula for the KLD */
print("Legendre-Fenchel divergence:",float(LF(theta2,eta1)));
print("Bregman divergence:",float(BF(theta2,theta1)));
print("Dual Bregman divergence:",float(BdualF(eta1,eta2)));
print("Closed-form KLD:",float(closedformKL(theta1,theta2)));
print("Closed-form via Itakura-Saito divergence:",float(closedformKLIS(theta1,theta2)));
print("Differential entropy:",float(h(theta)));

```

B Stein's lemma for continuous exponential families

A function on \mathbb{R} is said absolutely continuous if for all $\epsilon > 0$ there exists $\delta > 0$ such that for all finite pairwise disjoint intervals $\{(a_i, b_i)\}_i$ with $\sum_i (b_i - a_i) < \delta$ we have $\sum_i |f(b_i) - f(a_i)| < \epsilon$. Let $\text{AC}(\mathbb{R})$ denote the set of absolutely continuous functions on \mathbb{R} .

Theorem 3 *Let X be a continuous random variable with exponential density $p_\theta(x) = \exp(\sum_{i=1}^D \theta_i t_i(x) - F(\theta) + k(x))$ with support $\mathcal{X} = \mathbb{R}$. For any $f \in \text{AC}(\mathbb{R})$ with $E[f'(X)] < \infty$, we have the following Stein identity:*

$$E_{p_\theta} \left[\left(\sum_{i=1}^D \theta_i t'_i(x) \theta_i + k'(x) \right) f(x) \right] = -E_{p_\theta} [f'(x)]. \quad (55)$$

Proof: Let us integrate by parts⁹ $E[f'(X)] = \int_{\mathbb{R}} f'(x) p_\theta(x) dx$:

$$E[f'(X)] = [f(x) p_\theta(x)]_{-\infty}^{\infty} - \int_{\mathbb{R}} f(x) p'_\theta(x) dx.$$

⁹Recall that $(u(x)v(x))' = u'(x)v(x) + u(x)v'(x)$ so that $\int_a^b (u(x)v(x))' dx = [u(x)v(x)]_a^b = \int_a^b u'(x)v(x) dx + \int_a^b u(x)v'(x) dx$. Therefore, we have $\int_a^b u'(x)v(x) dx = [u(x)v(x)]_a^b - \int_a^b u(x)v'(x) dx$.

Since $E[f(X)] < \infty$, we necessarily have $\lim_{x \rightarrow \pm\infty} p_\theta(x)f(x) = 0$, and therefore we get $[f(x)p_\theta(x)]_{-\infty}^{\infty} = 0$. Since $p'_\theta(x) = \left(\sum_{i=1}^D \theta_i t'_i(x)\theta_i + k'(x)\right) p_\theta(x)$, it follows that

$$E[f'(X)] = - \int_{\mathbb{R}} f(x) \left(\sum_{i=1}^D \theta_i t'_i(x)\theta_i + k'(x) \right) p_\theta(x) dx = -E \left[\left(\sum_{i=1}^D \theta_i t'_i(x)\theta_i + k'(x) \right) f(x) \right].$$

□

Notice that if we define $h(x) := e^{k(x)}$ (i.e., $k(x) = \log h(x)$) then $p_\theta(x) = \exp(\sum_{i=1}^D \theta_i t_i(x) - F(\theta))h(x)$, and we have $k'(x) = \frac{h'(x)}{h(x)}$, so that the Stein identity can be rewritten equivalently as:

$$E \left[\left(\sum_{i=1}^D \theta_i t'_i(x)\theta_i + \frac{h'(x)}{h(x)} \right) f(x) \right] = -E[f'(X)]. \quad (56)$$

This proof extends the original proof of Hudson [40] (1978) who originally considered $D = 1$ and $t(x) = x$.

Thus for a PED of order D with $t_i(x) = x^i$, we have:

$$E \left[\left(\sum_{i=1}^D i\theta_i x^{i-1} \right) f(x) \right] = -E[f'(X)]. \quad (57)$$

Further letting $f(x) = x^j$, we get the following identity for PEDs:

$$E \left[\sum_{i=1}^D i\theta_i x^{i-1+j} \right] = -E[jx^{j-1}]. \quad (58)$$

After some rewriting¹⁰, this equation corresponds to Theorem 1 of [23] for their type N distributions (PEDs). Let $\mu_i = E[x^i]$ denote the raw (non-central) moments. Using the linearity of the expectation in Eq. 58, we have for any integer j :

$$\boxed{\sum_{i=1}^D i\theta_i \mu_{i+j} = -j\mu_{j-1}.} \quad (59)$$

Based on these identities, we recover Cobb et al. method [23] (and hence the Score Matching Method for PEFs [42]).

C An example of GMM conversion to PEDs of different orders

In the example below in MAXIMA, we display the conversion of two GMMs m_1 with $k_1 = 10$ components and m_2 with $k_2 = 11$ components into PEFs of order 8. The MC estimation of the JD with $s = 10^6$ samples yields 0.2633... while the PEF approximation on corresponding PEFs yields 0.2618... (relative error is 0.00585... or about 0.585...%).

¹⁰Note that there is a missing minus in Eq. (1.1) of [23]: Compare with Eq. 10 of [22].

```

assume(sigma>0);
normal(x,mu,sigma) := (1.0/(sqrt(2*%pi)*sigma))*exp(-((x-mu)**2)/(2*sigma**2) );
m1(x):=0.07364108534346539*normal(x,-6.870065732622028,1.986271783650286)+0.025167076634769497*
normal(x,-6.075048963602256,1.2597407019915596)+0.1658464442557156*normal(x
,-1.8146313935909912,1.8628859064709857)+0.08185153079585956*normal(x
,-5.591128666334971,1.7384764507778412)+0.17161510648315073*normal(x
,-1.1973521037847608,1.7318449234046134)+0.15953446622685713*normal(x
,-9.310935699350253,1.254801266749996)+0.022842151933409417*normal(x
,-3.0593318855130107,1.974864532982311)+0.049191546964925566*normal(x
,-4.852351219823438,1.744469053647133)+0.14754497221852986*normal(x
,-1.490305752594482,1.7981113425253326)+0.10276561914331742*normal(x
,-6.216141690955186,1.362441455807411);
p1(x):=exp((-0.427070080652058*x**1)+(-0.1550659000258019*x**2)+(-0.011387815484428169*x**3)
+(0.0013093778642312426*x**4)+(1.609814853908098E-4*x**5)+(4.97127592526588E-7*x**6)
+(-2.1037139172837482E-7*x**7)+(-2.6728162063986965E-9*x**8));
m2(x):=0.12358972060770726*normal(x,-3.6623895510043063,1.8960669673645039)
+0.02339461891279208*normal(x,-4.708573306071039,1.4988324123813517)+0.1506011549593897*
normal(x,-5.892552442132609,1.5544383179469747)+0.09285155681935832*normal(x
,-3.429016176798921,1.56860496582525)+0.10451002535239201*normal(x
,-1.7627902228669008,1.469765667169659)+0.10052770665958442*normal(x
,-7.640209485581262,1.4161278888109865)+0.01373064574217043*normal(x
,-1.4307574402150962,1.9053029200511382)+0.10580776225290722*normal(x
,-9.596750562831444,1.4463019439513571)+0.12295512911537661*normal(x
,-4.567720102904078,1.2600844956599735)+0.12967771116575466*normal(x
,-3.513053589366777,1.9316475019357529)+0.0323539684125673*normal(x
,-7.980336695494762,1.9908903800330418);
p2(x):=exp((-0.8572007015061018*x**1)+(-0.13082046150595872*x**2)+(-0.009215306434221304*x**3)
+(-0.0012216841345505935*x**4)+(6.151031668490958E-5*x**5)+(4.504153048723314E-5*x**6)
+(4.319567125193681E-6*x**7)+(1.2196120465339543E-7*x**8));
plot2d([m1(x),m2(x)],[x,-10,10], [xlabel,"x"], [ylabel,"m(x)"],[legend, "m1", "m2"],[style, [lines,5,5],[lines
,5,2]]);
plot2d([p1(x)],[x,-10,5], [xlabel,"x"], [ylabel,"q1(x)"], [legend, "q1"],[style, [lines,5,5]]);
plot2d([p2(x)],[x,-10,5], [xlabel,"x"], [ylabel,"q2(x)"], [legend, "q2"],[style, [lines,5,2]]);
/* Jeffreys MC:2642.581298828125ms (nb=1000000) vs Time PEF Jeffreys:0.8270999789237976ms ratio
:3194.996211058532 */
/* MC Jeffreys divergence:0.26338216578112167 vs PEF: 0.2618412909304468 Error:0.005850338598686297
*/

```

By inspecting the coefficients θ_1 and θ_2 of the PEFs, we see that coefficients fall sharply after order 5. Converting the mixtures to order 4 yields a PEF JD approximation of 0.2433... with a relative error of 7.573...%.

```

assume(sigma>0);
normal(x,mu,sigma) := (1.0/(sqrt(2*%pi)*sigma))*exp(-((x-mu)**2)/(2*sigma**2) );
m1(x):=0.07364108534346539*normal(x,-6.870065732622028,1.986271783650286)+0.025167076634769497*
normal(x,-6.075048963602256,1.2597407019915596)+0.1658464442557156*normal(x
,-1.8146313935909912,1.8628859064709857)+0.08185153079585956*normal(x
,-5.591128666334971,1.7384764507778412)+0.17161510648315073*normal(x
,-1.1973521037847608,1.7318449234046134)+0.15953446622685713*normal(x
,-9.310935699350253,1.254801266749996)+0.022842151933409417*normal(x
,-3.0593318855130107,1.974864532982311)+0.049191546964925566*normal(x

```

```

, -4.852351219823438, 1.744469053647133) + 0.14754497221852986 * normal(x
, -1.490305752594482, 1.7981113425253326) + 0.10276561914331742 * normal(x
, -6.216141690955186, 1.362441455807411);
p1(x) := exp((-0.42419488967268304 * x**1) + (-0.15674407576089866 * x**2) + (-0.012269008940931303 * x
**3) + (0.0013061387109766787 * x**4) + (1.9499839508388961E-4 * x**5) + (5.078100942919039E-6 * x
**6));
m2(x) := 0.12358972060770726 * normal(x, -3.6623895510043063, 1.8960669673645039)
+ 0.02339461891279208 * normal(x, -4.708573306071039, 1.4988324123813517) + 0.1506011549593897 *
normal(x, -5.892552442132609, 1.5544383179469747) + 0.09285155681935832 * normal(x
, -3.429016176798921, 1.56860496582525) + 0.10451002535239201 * normal(x
, -1.7627902228669008, 1.469765667169659) + 0.10052770665958442 * normal(x
, -7.640209485581262, 1.4161278888109865) + 0.01373064574217043 * normal(x
, -1.4307574402150962, 1.9053029200511382) + 0.10580776225290722 * normal(x
, -9.596750562831444, 1.4463019439513571) + 0.12295512911537661 * normal(x
, -4.567720102904078, 1.2600844956599735) + 0.12967771116575466 * normal(x
, -3.513053589366777, 1.9316475019357529) + 0.0323539684125673 * normal(x
, -7.980336695494762, 1.9908903800330418);
p2(x) := exp((-0.9006356445545727 * x**1) + (-0.13457130798621164 * x**2) + (-7.529018543852573E-4 * x
**3) + (7.859916869099592E-4 * x**4) + (2.6290055488964458E-5 * x**5) + (-1.1836096479592277E-6 * x
**6));
plot2d([m1(x), m2(x)], [x, -10, 10], [xlabel, "x"], [ylabel, "m(x)"], [legend, "m1", "m2"], [style, [lines, 5, 5], [lines
, 5, 2]]);
plot2d([p1(x)], [x, -10, 5], [xlabel, "x"], [ylabel, "q1(x)"], [legend, "q1"], [style, [lines, 5, 5]]);
plot2d([p2(x)], [x, -10, 5], [xlabel, "x"], [ylabel, "q2(x)"], [legend, "q2"], [style, [lines, 5, 2]]);
/* Time Jeffreys MC: 2642.4267578125ms (nb=1000000) vs Time PEF Jeffreys: 0.09099999815225601ms
ratio: 29037.657268864357 */
/* MC Jeffreys divergence: 0.2632422749014559 vs PEF Jeffreys: 0.2433048263139042 Error
: 0.07573801964374921 */

```

D Monte Carlo method: Acceptance-rejection sampling

Let $\tilde{p}(x)$ be an unnormalized density (e.g., a density of an exponential polynomial family), and $f(x)$ a proposal density (which can be easily sampled). Denote by c a constant such that $c f(x) \geq \tilde{p}(x)$ for all $x \in \mathcal{X}$. Acceptance-rejection sampling proceeds by first sampling $x_0 \sim f(x)$ and then by sampling a uniform variate $u_0 \sim U(0, c f(x_0))$. If $u_0 > \tilde{p}(x_0)$, we reject x_0 and reiterate the procedure. Otherwise, we accept x_0 .

Let $\tilde{\mathcal{P}} = \{[x, \tilde{p}(x)] : x \in \mathcal{X}\}$ and $\mathcal{F} = \{[x, f(x)] : x \in \mathcal{X}\}$ denote the area bounded by the functions $\tilde{p}(x)$ and $f(x)$, respectively. It can be shown that the probability of acceptance is $\frac{1}{c} \int \tilde{p} dx = \frac{1}{c} \text{Area}(\tilde{\mathcal{P}})$. Let $p(x) = \frac{\tilde{p}(x)}{Z_p}$ denote the normalized density. Acceptance-rejection sampling iterates on average $\frac{c}{Z_p}$ times before accepting a random variate [15]. Notice that c depends on Z_p in practice. Figure 11 depicts the process of acceptance-rejection sampling.

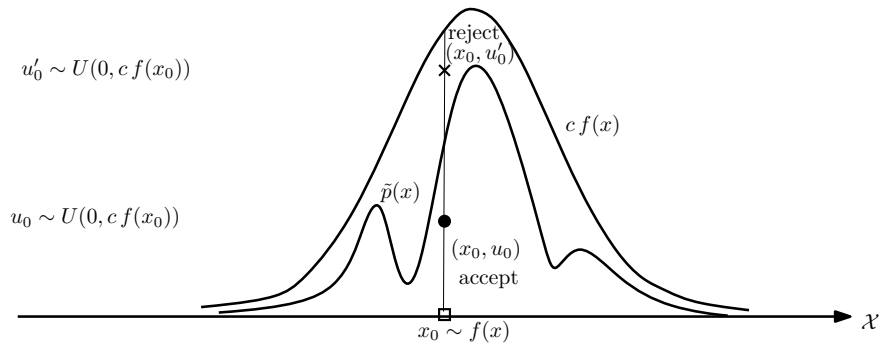


Figure 11: Acceptance-rejection sampling.

E Acronyms and notations

PDF	Probability density function
EF	Exponential Family
EPF	Exponential-Polynomial Family
PEF	Polynomial Exponential Family
PED	Polynomial Exponential Density
MEF	Monomial Exponential Family
AMEF	Absolute Monomial Exponential Family
GMM	Gaussian Mixture Model
k -GMM	GMM with k components
ILSM	Iterative Linear System Method [57]
D_{KL}	Kullback-Leibler divergence
D_{JS}	Jensen-Shannon divergence
B_F	Bregman divergence
L_F	Legendre-Fenchel divergence
D_H	Hyvärinen divergence (Fisher divergence)
$D_{H,\alpha}$	α -order Hyvärinen divergence
D_J	Jeffreys divergence
$\hat{D}_J^{\mathcal{S}^m}$	Monte Carlo stochastic estimation of Jeffreys divergence
$\tilde{\Delta}_J$	Our approximation of Jeffreys divergence with two PED pairs
$\bar{\eta}^{\text{MLE}}$	Integral-based Maximum Likelihood Estimator
$\bar{\theta}^{\text{SME}}$	Integral-based Score Matching Estimator
$\tilde{\eta}^{\text{SME}}$	Converting approximately $\bar{\theta}^{\text{SME}}$ to moment parameter
$\tilde{\eta}^{\text{MLE}}$	Converting approximately $\bar{\eta}^{\text{MLE}}$ to natural parameter
$\tilde{\theta}_T^{\text{MLE}}$	Approximation of $\nabla F^*(\bar{\eta}^{\text{MLE}})$ using T iterations of [57]
p_θ	EF density parameterized using natural parameter
p^η	EF density parameterized using moment parameter
Θ	Natural parameter space
H	Moment parameter space (read H as greek Eta)
$F(\theta)$	Cumulant function of an EF
$Z(\theta)$	Partition function of an EF ($Z(\theta) = e^{F(\theta)}$)
$\tilde{p}_\theta = q_\theta$	unnormalized EF density parameterized using natural parameter
$\mu_k(p)$	raw moment $E_p[X^k]$.
$p_{\mu,\sigma}$	PDF of a normal distribution with mean μ and standard deviation σ
\mathcal{E}_t	EF with sufficient statistics $t(x)$
\mathcal{E}_D	PEF of order D , $t(x) = (x, x^2, \dots, x^D)$
\mathcal{E}_4	Quartic EF

References

- [1] S. Amari. *Information Geometry and Its Applications*. Applied Mathematical Sciences. Springer Japan, 2016.
- [2] Carlos Améndola, Mathias Drton, and Bernd Sturmfels. Maximum likelihood estimates for Gaussian mixtures are transcendental. In *International Conference on Mathematical Aspects*

- of Computer and Information Sciences*, pages 579–590. Springer, 2015.
- [3] Carlos Améndola, Alexander Engström, and Christian Haase. Maximum number of modes of gaussian mixtures. *Information and Inference: A Journal of the IMA*, 9(3):587–600, 2020.
 - [4] Carlos Amendola, Jean-Charles Faugere, and Bernd Sturmfels. Moment Varieties of Gaussian Mixtures. *Journal of Algebraic Statistics*, 7(1), 2016.
 - [5] NN Aprausheva, N Mollaverdi, and SV Sorokin. Bounds for the number of modes of the simplest gaussian mixture. *Pattern Recognition and Image Analysis*, 16(4):677–681, 2006.
 - [6] NN Aprausheva and SV Sorokin. Exact equation of the boundary of unimodal and bimodal domains of a two-component Gaussian mixture. *Pattern recognition and image analysis*, 23(3):341–347, 2013.
 - [7] John Armstrong and Damiano Brigo. Stochastic filtering via l_2 projection on mixture manifolds with computer algorithms and numerical examples. *arXiv preprint arXiv:1303.6236*, 2013.
 - [8] Leo A Aroian. The fourth degree exponential distribution function. *The Annals of Mathematical Statistics*, 19(4):589–592, 1948.
 - [9] Katy S Azoury and Manfred K Warmuth. Relative loss bounds for on-line density estimation with the exponential family of distributions. *Machine Learning*, 43(3):211–246, 2001.
 - [10] Arindam Banerjee, Srujana Merugu, Inderjit S Dhillon, and Joydeep Ghosh. Clustering with Bregman divergences. *Journal of machine learning research*, 6(Oct):1705–1749, 2005.
 - [11] Ole Barndorff-Nielsen. *Information and exponential families: in statistical theory*. John Wiley & Sons, 2014.
 - [12] Donald R Barr and E Todd Sherrill. Mean and variance of truncated normal distributions. *The American Statistician*, 53(4):357–361, 1999.
 - [13] Andrew R Barron and Chyong-Hwa Sheu. Approximation of density functions by sequences of exponential families. *The Annals of Statistics*, 19(3):1347–1369, 1991.
 - [14] Andrew R. Barron and Chyong-Hwa Sheu. Correction: Approximation of Density Functions by Sequences of Exponential Families. *The Annals of Statistics*, 19(4):2284 – 2284, 1991.
 - [15] Christopher M Bishop. Pattern recognition. *Machine learning*, 128(9), 2006.
 - [16] Lev M. Bregman. The relaxation method of finding the common point of convex sets and its application to the solution of problems in convex programming. *USSR computational mathematics and mathematical physics*, 7(3):200–217, 1967.
 - [17] Lawrence D Brown. Fundamentals of statistical exponential families with applications in statistical decision theory. *Lecture Notes-monograph series*, 9:i–279, 1986.
 - [18] Stephen T. Buckland. Fitting density functions with polynomials. *Journal of the Royal Statistical Society: Series C (Applied Statistics)*, 41(1):63–76, 1992.

- [19] Miguel A. Carreira-Perpinan. Mode-finding for mixtures of gaussian distributions. *IEEE Transactions on Pattern Analysis and Machine Intelligence*, 22(11):1318–1323, 2000.
- [20] Miguel A. Carreira-Perpinan. Mode-finding for mixtures of Gaussian distributions. *IEEE Transactions on Pattern Analysis and Machine Intelligence*, 22(11):1318–1323, 2000.
- [21] M Clutton-Brock. Density estimation using exponentials of orthogonal series. *Journal of the american statistical association*, 85(411):760–764, 1990.
- [22] Loren Cobb. The multimodal exponential families of statistical catastrophe theory. *Statistical distributions in scientific work*, pages 67–90, 1981.
- [23] Loren Cobb, Peter Koppstein, and Neng Hsin Chen. Estimation and moment recursion relations for multimodal distributions of the exponential family. *Journal of the American Statistical Association*, 78(381):124–130, 1983.
- [24] Shiyong Cui and Mihai Datcu. Comparison of Kullback-Leibler divergence approximation methods between Gaussian mixture models for satellite image retrieval. In *2015 IEEE International Geoscience and Remote Sensing Symposium (IGARSS)*, pages 3719–3722. IEEE, 2015.
- [25] Joan Del Castillo. The singly truncated normal distribution: a non-steep exponential family. *Annals of the Institute of Statistical Mathematics*, 46(1):57–66, 1994.
- [26] E. Demidenko. Holonomy of flat affinely connected manifolds. *Journal of Biometrics & Biostatistics (JBMBBS)*, 1, 201.
- [27] JVDI Dhillon. Differential entropic clustering of multivariate gaussians. *Advances in Neural Information Processing Systems*, 19:337, 2007.
- [28] Qiang Du, Vance Faber, and Max Gunzburger. Centroidal Voronoi tessellations: Applications and algorithms. *SIAM review*, 41(4):637–676, 1999.
- [29] J-L Durrieu, J-Ph Thiran, and Finnian Kelly. Lower and upper bounds for approximation of the Kullback-Leibler divergence between Gaussian mixture models. In *2012 IEEE International Conference on Acoustics, Speech and Signal Processing (ICASSP)*, pages 4833–4836. Ieee, 2012.
- [30] Bradley Efron and Trevor Hastie. *Computer age statistical inference*, volume 5. Cambridge University Press, 2016.
- [31] Shinto Eguchi, Osamu Komori, and Shogo Kato. Projective power entropy and maximum Tsallis entropy distributions. *Entropy*, 13(10):1746–1764, 2011.
- [32] Dominik Maria Endres and Johannes E Schindelin. A new metric for probability distributions. *IEEE Transactions on Information theory*, 49(7):1858–1860, 2003.
- [33] Bernard D Flury. Acceptance-rejection sampling made easy. *SIAM Review*, 32(3):474–476, 1990.
- [34] Paul A Fuhrmann. Remarks on the inversion of Hankel matrices. *Linear Algebra and its Applications*, 81:89–104, 1986.

- [35] Hironori Fujisawa and Shinto Eguchi. Robust parameter estimation with a small bias against heavy contamination. *Journal of Multivariate Analysis*, 99(9):2053–2081, 2008.
- [36] Vincent Garcia and Frank Nielsen. Simplification and hierarchical representations of mixtures of exponential families. *Signal Processing*, 90(12):3197–3212, 2010.
- [37] Will Grathwohl, Kuan-Chieh Wang, Jörn-Henrik Jacobsen, David Duvenaud, Mohammad Norouzi, and Kevin Swersky. Your classifier is secretly an energy based model and you should treat it like one. *arXiv preprint arXiv:1912.03263*, 2019.
- [38] Jumpei Hayakawa and Akimichi Takemura. Estimation of exponential-polynomial distribution by holonomic gradient descent. *Communications in Statistics-Theory and Methods*, 45(23):6860–6882, 2016.
- [39] Georg Heinig and Karla Rost. Fast algorithms for Toeplitz and Hankel matrices. *Linear Algebra and its Applications*, 435(1):1–59, 2011.
- [40] H. Malcolm Hudson. A natural identity for exponential families with applications in multiparameter estimation. *The Annals of Statistics*, 6(3):473–484, 1978.
- [41] Aapo Hyvärinen. Estimation of non-normalized statistical models by score matching. *Journal of Machine Learning Research*, 6(Apr):695–709, 2005.
- [42] Aapo Hyvärinen. Some extensions of score matching. *Computational statistics & data analysis*, 51(5):2499–2512, 2007.
- [43] Harold Jeffreys. An invariant form for the prior probability in estimation problems. *Proceedings of the Royal Society of London. Series A. Mathematical and Physical Sciences*, 186(1007):453–461, 1946.
- [44] Robert Jenssen, Jose C Principe, Deniz Erdogmus, and Torbjørn Eltoft. The Cauchy–Schwarz divergence and Parzen windowing: Connections to graph theory and Mercer kernels. *Journal of the Franklin Institute*, 343(6):614–629, 2006.
- [45] Pl Kannappan and PN Rathie. An axiomatic characterization of J -divergence. In *Transactions of the Tenth Prague Conference on Information Theory, Statistical Decision Functions, Random Processes*, pages 29–36. Springer, 1988.
- [46] Samuel Karlin. *Total positivity*, volume 1. Stanford University Press, 1968.
- [47] Solomon Kullback. *Information theory and statistics*. Courier Corporation, 1997.
- [48] Yann LeCun, Sumit Chopra, Raia Hadsell, M Ranzato, and F Huang. A tutorial on energy-based learning. *Predicting structured data*, 1(0), 2006.
- [49] Jianhua Lin. Divergence measures based on the Shannon entropy. *IEEE Transactions on Information theory*, 37(1):145–151, 1991.
- [50] Bruce G Lindsay. Moment matrices: applications in mixtures. *The Annals of Statistics*, 17(2):722–740, 1989.

- [51] Bruce G Lindsay. On the determinants of moment matrices. *The Annals of Statistics*, pages 711–721, 1989.
- [52] Arthur Woolf Matz. Maximum likelihood parameter estimation for the quartic exponential distribution. *Technometrics*, 20(4):475–484, 1978.
- [53] Peter McCullagh. Exponential mixtures and quadratic exponential families. *Biometrika*, 81(4):721–729, 1994.
- [54] Geoffrey J McLachlan and Kaye E Basford. *Mixture models: Inference and applications to clustering*, volume 38. M. Dekker New York, 1988.
- [55] Lawrence R Mead and Nikos Papanicolaou. Maximum entropy in the problem of moments. *Journal of Mathematical Physics*, 25(8):2404–2417, 1984.
- [56] Mateusz Michałek, Bernd Sturmfels, Caroline Uhler, and Piotr Zwiernik. Exponential varieties. *Proceedings of the London Mathematical Society*, 112(1):27–56, 2016.
- [57] Ali Mohammad-Djafari. A Matlab program to calculate the maximum entropy distributions. In *Maximum entropy and Bayesian methods*, pages 221–233. Springer, 1992.
- [58] Jerzy Neyman. “smooth test” for goodness of fit. *Scandinavian Actuarial Journal*, 1937(3-4):149–199, 1937.
- [59] Frank Nielsen. Closed-form information-theoretic divergences for statistical mixtures. In *Proceedings of the 21st International Conference on Pattern Recognition (ICPR2012)*, pages 1723–1726. IEEE, 2012.
- [60] Frank Nielsen. k -MLE: A fast algorithm for learning statistical mixture models. In *IEEE international conference on acoustics, speech and signal processing (ICASSP)*, pages 869–872. IEEE, 2012.
- [61] Frank Nielsen. Jeffreys centroids: A closed-form expression for positive histograms and a guaranteed tight approximation for frequency histograms. *IEEE Signal Processing Letters*, 20(7):657–660, 2013.
- [62] Frank Nielsen. What is an information projection? *Notices of the AMS*, 65(3):321–324, 2018.
- [63] Frank Nielsen. On the Jensen–Shannon symmetrization of distances relying on abstract means. *Entropy*, 21(5):485, 2019.
- [64] Frank Nielsen. The statistical Minkowski distances: Closed-form formula for Gaussian mixture models. In *International Conference on Geometric Science of Information*, pages 359–367. Springer, 2019.
- [65] Frank Nielsen. An elementary introduction to information geometry. *Entropy*, 22(10):1100, 2020.
- [66] Frank Nielsen. The dually flat information geometry of the mixture family of two prescribed Cauchy components. *arXiv preprint arXiv:2104.13801*, 2021.

- [67] Frank Nielsen and Sylvain Boltz. The Burbea-Rao and Bhattacharyya centroids. *IEEE Transactions on Information Theory*, 57(8):5455–5466, 2011.
- [68] Frank Nielsen and Vincent Garcia. Statistical exponential families: A digest with flash cards. *arXiv preprint arXiv:0911.4863*, 2009.
- [69] Frank Nielsen and Gaëtan Haderes. Monte carlo information-geometric structures. In *Geometric Structures of Information*, pages 69–103. Springer, 2019.
- [70] Frank Nielsen and Richard Nock. Sided and symmetrized Bregman centroids. *IEEE transactions on Information Theory*, 55(6):2882–2904, 2009.
- [71] Frank Nielsen and Richard Nock. Entropies and cross-entropies of exponential families. In *2010 IEEE International Conference on Image Processing*, pages 3621–3624. IEEE, 2010.
- [72] Frank Nielsen and Richard Nock. Patch matching with polynomial exponential families and projective divergences. In *International Conference on Similarity Search and Applications*, pages 109–116. Springer, 2016.
- [73] Frank Nielsen and Richard Nock. Maxent upper bounds for the differential entropy of univariate continuous distributions. *IEEE Signal Processing Letters*, 24(4):402–406, 2017.
- [74] Frank Nielsen and Richard Nock. On the geometry of mixtures of prescribed distributions. In *IEEE International Conference on Acoustics, Speech and Signal Processing (ICASSP)*, pages 2861–2865. IEEE, 2018.
- [75] Frank Nielsen and Ke Sun. Guaranteed bounds on information-theoretic measures of univariate mixtures using piecewise log-sum-exp inequalities. *Entropy*, 18(12):442, 2016.
- [76] Frank Nielsen, Ke Sun, and Stéphane Marchand-Maillet. On Hölder projective divergences. *Entropy*, 19(3):122, 2017.
- [77] Richard Nock, Frank Nielsen, and Shun-ichi Amari. On conformal divergences and their population minimizers. *IEEE Transactions on Information Theory*, 62(1):527–538, 2015.
- [78] Eric Orjebin. A Recursive Formula for the Moments of a Truncated Univariate Normal Distribution, 2014. unpublished note.
- [79] AL O’toole. A method of determining the constants in the bimodal fourth degree exponential function. *The Annals of Mathematical Statistics*, 4(2):79–93, 1933.
- [80] Karl Pearson. Contributions to the mathematical theory of evolution. *Philosophical Transactions of the Royal Society of London. A*, 185:71–110, 1894.
- [81] Bruno Pelletier. Informative barycentres in statistics. *Annals of the Institute of Statistical Mathematics*, 57(4):767–780, 2005.
- [82] Giovanni Pistone and Henry P Wynn. Finitely generated cumulants. *Statistica Sinica*, pages 1029–1052, 1999.
- [83] Serge B Provost and Hyung Tae Ha. On the inversion of certain moment matrices. *Linear algebra and its applications*, 430(10):2650–2658, 2009.

- [84] David Rohde and Jonathan Corcoran. MCMC methods for univariate exponential family models with intractable normalization constants. In *2014 IEEE Workshop on Statistical Signal Processing (SSP)*, pages 356–359. IEEE, 2014.
- [85] Allan R Sampson. Characterizing exponential family distributions by moment generating functions. *The Annals of Statistics*, pages 747–753, 1975.
- [86] Olivier Schwander and Frank Nielsen. Learning mixtures by simplifying kernel density estimators. In *Matrix Information Geometry*, pages 403–426. Springer, 2013.
- [87] José C Seabra, Francesco Ciompi, Oriol Pujol, Josepa Mauri, Petia Radeva, and Joao Sanches. Rayleigh mixture model for plaque characterization in intravascular ultrasound. *IEEE Transactions on Biomedical Engineering*, 58(5):1314–1324, 2011.
- [88] Robert J Serfling. *Approximation theorems of mathematical statistics*, volume 162. John Wiley & Sons, 2009.
- [89] Sreejith Sreekumar, Zhengxin Zhang, and Ziv Goldfeld. Non-asymptotic Performance Guarantees for Neural Estimation of f -Divergences. In *International Conference on Artificial Intelligence and Statistics*, pages 3322–3330. PMLR, 2021.
- [90] Shima Tabibian, Ahmad Akbari, and Babak Nasersharif. Speech enhancement using a wavelet thresholding method based on symmetric Kullback–Leibler divergence. *Signal Processing*, 106:184–197, 2015.
- [91] William F Trench. An algorithm for the inversion of finite Hankel matrices. *Journal of the Society for Industrial and Applied Mathematics*, 13(4):1102–1107, 1965.
- [92] Igor Vajda. On metric divergences of probability measures. *Kybernetika*, 45(6):885–900, 2009.
- [93] Raymond Veldhuis. The centroid of the symmetrical Kullback-Leibler distance. *IEEE signal processing letters*, 9(3):96–99, 2002.
- [94] John von Neumann. Various techniques used in connection with random digits. In A. S. Householder, G. E. Forsythe, and H. H. Germond, editors, *Monte Carlo Method*, volume 12 of *National Bureau of Standards Applied Mathematics Series*, chapter 13, pages 36–38. US Government Printing Office, Washington, DC, 1951.
- [95] Grace Wahba. *Spline models for observational data*. SIAM, 1990.
- [96] Sumio Watanabe, Keisuke Yamazaki, and Miki Aoyagi. Kullback information of normal mixture is not an analytic function. *IEICE technical report. Neurocomputing*, 104(225):41–46, 2004.
- [97] Arnold Zellner and Richard A Highfield. Calculation of maximum entropy distributions and approximation of marginal posterior distributions. *Journal of Econometrics*, 37(2):195–209, 1988.