

Hyperparameter Optimization: Foundations, Algorithms, Best Practices and Open Challenges

Bernd Bischl¹, Martin Binder¹, Michel Lang¹, Tobias Pielok¹, Jakob Richter¹, Stefan Coors¹, Janek Thomas¹, Theresa Ullmann², Marc Becker¹, Anne-Laure Boulesteix², Difan Deng³, and Marius Lindauer³

¹Department of Statistics, Ludwig Maximilian University Munich - *first.last@stat.uni-muenchen.de*

²Institute for Medical Information Processing, Biometry and Epidemiology, Ludwig Maximilian University Munich - *last@ibe.med.uni-muenchen.de*

³Institute for Information Processing, Leibniz University Hannover - *last@tnt.uni-hannover.de*

Abstract

Most machine learning algorithms are configured by one or several hyperparameters that must be carefully chosen and often considerably impact performance. To avoid a time consuming and unreproducible manual trial-and-error process to find well-performing hyperparameter configurations, various automatic hyperparameter optimization (HPO) methods, e.g., based on resampling error estimation for supervised machine learning, can be employed. After introducing HPO from a general perspective, this paper reviews important HPO methods such as grid or random search, evolutionary algorithms, Bayesian optimization, Hyperband and racing. It gives practical recommendations regarding important choices to be made when conducting HPO, including the HPO algorithms themselves, performance evaluation, how to combine HPO with ML pipelines, runtime improvements, and parallelization.

1 Introduction

Machine learning (ML) algorithms are highly configurable by their hyperparameters (HPs). They often substantially influence the behavior and speed of the learner and have to be selected with care in order to achieve optimal performance. This process is often quite expensive and error-prone, especially when they are selected by trial-and-error. This is hardly surprising, as the mathematical formalization of hyperparameter optimization (HPO) is simply black-box optimization, which is better delegated to appropriate algorithms and machines¹. Many HPO methods have been developed to assist in and automate the search of finding well performing hyperparameter configuration (HPCs) over the last 20 to 30 years. However, especially more sophisticated HPO approaches are not as widely used as they could (or should) be in practice. We postulate that the reason for this may be a combination of the following factors:

¹Optimizing parameters of ML algorithms manually or in an unstructured manner is equally unreasonable

- poor understanding of HPO methods by potential users, which may perceive them as (too) complex “black-boxes”;
- poor confidence of potential users in the superiority of HPO methods over trivial approaches, and resulting skepticism of the expected return on (time) investment;
- missing guidance on the choice and configuration of HPO methods for the problem at hand;
- difficulty to configure the search space of an HPO process appropriately.

With these obstacles in mind, this paper gives an introduction to practical hyperparameter optimization.

Section 2 introduces the concept of supervised ML, and discusses the evaluation of ML algorithms. The principle of hyperparameter optimization is introduced in Section 3. Major classes of HPO methods are described, including their strengths and limitations. The problem of over-tuning, the handling of noise in the context of HPO, and the topic of threshold tuning are also addressed. Section 4 introduces the most common preprocessing steps and the concept of ML pipelines which enables us to include preprocessing and model selection within HPO. Section 5 gives practical recommendations on how to choose resampling strategies, how to define tuning search spaces, provides guidance on which HPO algorithm to use, and how HPO can be parallelized. Section 7 concludes with a discussion of relevant open issues in HPO. The appendices contain additional material of particularly practical relevance for HPO: Appendix A lists the most popular ML algorithms, describes some of their properties, and proposes sensible HP search spaces; Appendix B lists relevant considerations and software packages for ML and HPO in the two popular ML scripting languages Python and R.

In this article, we mainly discuss HP for supervised ML, which is still the default scenario for HPO. We mainly do this to keep notation simple and to not overload context, especially for less experienced readers. Nevertheless, all covered techniques can be applied to basically any algorithm in ML, where the algorithm is trained on a collection of instances and performance is quantitatively measurable, e.g., in semi-supervised learning, reinforcement learning, and potentially even unsupervised learning². In Section 6, we also briefly discuss that HPO directly connects to a much broader field of algorithm selection and configuration beyond ML.

2 Supervised Machine Learning

2.1 Terminology and Notations

Supervised ML deals with the problem of inferring a model from labeled training data that is then used to predict data from the same underlying distribution with minimal error. Let \mathcal{D} be a labeled data set with n observations, where each observation $(\mathbf{x}^{(i)}, y^{(i)})$ consists of a p -dimensional feature vector³ $\mathbf{x}^{(i)} \in \mathcal{X}$ and its label $y^{(i)} \in \mathcal{Y}$, i.e., the data set⁴ $\mathcal{D} = ((\mathbf{x}^{(1)}, y^{(1)}), \dots, (\mathbf{x}^{(n)}, y^{(n)}))$. Each dimension of a p -dimensional \mathbf{x} will usually be of numerical, integer, or categorical type. While some ML algorithms can deal with all of these data types natively (e.g., tree-based methods), others can only work on \mathbb{R}^p and require encoding techniques for categorical types. The most common supervised ML tasks are *regression* and *classification*,

²where the measurement of performance is arguably much less straightforward, especially via a single metric

³More generally, with a slight abuse of notation, the feature vector $\mathbf{x}^{(i)}$ could be taken as a tensor (for example when the feature is an image).

⁴More precisely, \mathcal{D} is an indexed tuple, but we will stick with common terminology and call it a data set.

where regression has $\mathcal{Y} = \mathbb{R}$, whereas \mathcal{Y} is finite and categorical in classification, with $|\mathcal{Y}| = g$ classes. Although we mainly discuss HPO in the context of regression and classification, all covered concepts easily generalize to other supervised ML tasks such as Poisson regression, survival analysis, cost-sensitive classification, multi-output tasks, and many more.

It is usually assumed that all n observations originate from the data generating distribution \mathbb{P}_{xy} in an i.i.d. manner, i.e., $\mathcal{D} \sim (\mathbb{P}_{xy})^n$. An ML model is a function $f : \mathcal{X} \rightarrow \mathbb{R}^g$ that assigns to a feature vector from \mathcal{X} a prediction in \mathbb{R}^g . For regression, g is 1, while in classification the output represents the g *decision scores* or posterior probabilities of the g candidate classes, in which case the component functions $f_j, j = 1, \dots, g$, are called *discriminant functions*. Binary classification is usually simplified to $g = 1$, with a single function f taking values either in $(-\infty, \infty)$ (where positive values correspond to the positive class and negative values to the negative class) or in $[0, 1]$ (representing the probability of the positive class).

The (usually parameterized) function space that a model belongs to is called the *hypothesis space* and denoted as \mathcal{H} . The goal of supervised machine learning is to learn a model \hat{f} (or its associated parameter vector $\hat{\theta}$) from a data set \mathcal{D} , so that \hat{f} predicts data sampled from \mathbb{P}_{xy} best.

An ML learner or *inducer* \mathcal{I} configured by hyperparameters $\lambda \in \Lambda$ maps a data set \mathcal{D} to a model \hat{f} , i.e.,

$$\mathcal{I} : \mathbb{D} \times \Lambda \rightarrow \mathcal{H}, \quad (\mathcal{D}, \lambda) \mapsto \hat{f}, \quad (1)$$

where $\mathbb{D} := \bigcup_{n \in \mathbb{N}} (\mathcal{X} \times \mathcal{Y})^n$, i.e., the set of all data sets. The inducer can also be seen as a mapping to the associated parameter vector $\hat{\theta}$. While model parameters $\hat{\theta}$ are an output of the learning procedure \mathcal{I} , hyperparameters λ are an input. We also write \mathcal{I}_λ for \mathcal{I} or $\hat{f}_{\mathcal{D}, \lambda}$ for \hat{f} if we want to stress that the inducer was configured with λ or that model was learned on \mathcal{D} by an inducer configured by λ .

A loss function $L : \mathcal{Y} \times \mathbb{R}^g \rightarrow \mathbb{R}_0^+$ measures the discrepancy between the prediction and the true label. To find \hat{f} , the inducer \mathcal{I} tries to (explicitly or implicitly) minimize the *empirical risk* or *inner loss* over all candidate models $f \in \mathcal{H}$

$$\mathcal{R}_{\text{emp}}(f) := \sum_{i=1}^n L(y^{(i)}, f(\mathbf{x}^{(i)})) \quad (2)$$

on the training data \mathcal{D} . Naturally, we can also express the empirical risk w.r.t. θ by writing $\mathcal{R}_{\text{emp}}(\theta) : \Theta \rightarrow \mathbb{R}$ instead.

This inner loss is only a stochastic proxy for what we are actually interested in, namely the theoretical risk

$$\mathcal{R}(f) := \mathbb{E}_{(\mathbf{x}, y) \sim \mathbb{P}_{xy}} [L(y, f(\mathbf{x}))] = \int L(y, f(\mathbf{x})) d\mathbb{P}_{xy}. \quad (3)$$

Since the inducer \mathcal{I} optimizes f in such a way that the inner loss (2) is small, in most cases the empirical risk of the fitted \hat{f} is often considerably smaller than its true $R(\hat{f})$, i.e., its generalization error. This phenomenon is known as overfitting. The overfitting problem has major consequences which will be addressed in the next sections: (i) a good inducer tries to avoid overfitting as far as possible when training the model, via *regularization*, and (ii) the generalization error is better estimated using an independent test data set or through *resampling*.

2.2 Evaluation of ML Algorithms

After training an ML model \hat{f} , one is naturally interested in evaluating its future performance given new, unseen data. We seek to create a statistical estimator, which numerically quantifies the performance of our model when it is used to predict the target variable for new observations drawn from the same data generating process \mathbb{P}_{xy} . Several problems arise which make ML model evaluation more difficult than it may initially seem.

- Performance metrics in ML are sometimes defined as set functions instead of point-wise losses, e.g. the area under the ROC curve (AUC).
- Evaluating the model on the data that it was trained on would give an optimistically biased performance estimate, leading to the “evaluate only on an untouched test set” principle.
- A critical problem in ML working against this principle is that usually only a single data set is available, which must be simultaneously used for building and evaluating the model. It follows that this data set has to be split.
- If the size of the data set is limited, fitting and evaluating the learner on a single training and test split usually results in a high variance estimator of the performance, hence the need for repeating this splitting procedure in order to smooth out variance by averaging. Such procedures are referred to as “resampling”.
- HPO optimizes resampled performance, but needs to be evaluated *itself* by the same principle from outside.

2.2.1 Set-Based Performance Metrics

A general performance measure ρ for an arbitrary data set of size m is defined as a two-argument function which maps the m -size vector of true labels \mathbf{y} and the $m \times g$ matrix of prediction scores \mathbf{F} to a scalar performance value.

$$\rho : \bigcup_{m \in \mathbb{N}} (\mathcal{Y}^m \times \mathbb{R}^{m \times g}) \rightarrow \mathbb{R}, \quad (\mathbf{y}, \mathbf{F}) \mapsto \rho(\mathbf{y}, \mathbf{F}).$$

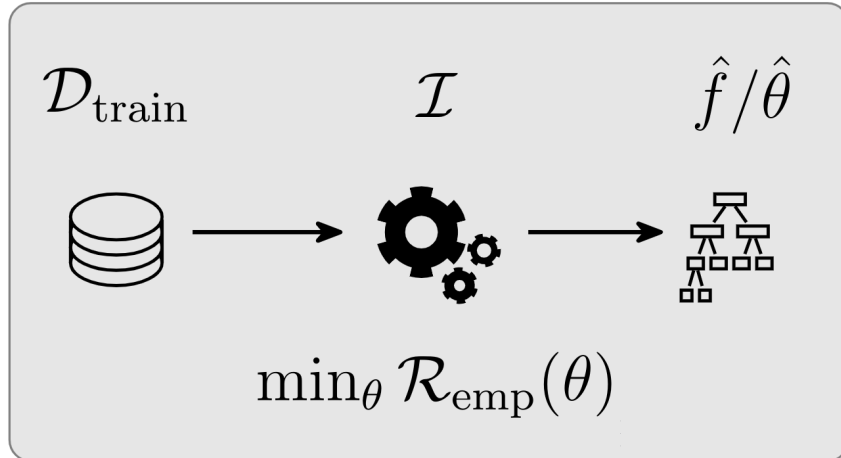


Figure 1: The learning algorithm (or inducer) \mathcal{I} takes the input data, internally performs empirical risk minimization, and returns the model \hat{f} , represented by $\hat{\theta}$, that minimizes the empirical risk.

Name	Formula	Direction	Range	Description
Performance measures for regression				
Mean Squared Error (MSE)	$\frac{1}{n_{\text{test}}} \sum_{i=1}^{n_{\text{test}}} \left(y^{(i)} - \hat{y}^{(i)} \right)^2$	min	$[0, \infty)$	Mean of the squared distances between the target variable y and the predicted target \hat{y} .
Mean Absolute Error (MAE)	$\frac{1}{n_{\text{test}}} \sum_{i=1}^{n_{\text{test}}} \left y^{(i)} - \hat{y}^{(i)} \right $	min	$[0, \infty)$	More robust than MSE, since it is less influenced by large errors.
R^2	$1 - \frac{\sum_{i=1}^{n_{\text{test}}} (y^{(i)} - \hat{y}^{(i)})^2}{\sum_{i=1}^{n_{\text{test}}} (y^{(i)} - \bar{y})^2}$	max	$(-\infty, 1]$	Compare the sum of squared errors (SSE) of the model to a constant baseline model.
Performance measures for classification based on class labels				
Accuracy (ACC)	$\frac{1}{n_{\text{test}}} \sum_{i=1}^{n_{\text{test}}} \mathbb{I}_{\{y^{(i)} = \hat{y}^{(i)}\}}$	max	$[0, 1]$	Proportion of correctly classified observations.
Balanced Accuracy (BA)	$\frac{1}{g} \sum_{k=1}^g \frac{1}{n_{\text{test},k}} \sum_{y^{(i)}: y^{(i)}=k} \mathbb{I}_{\{y^{(i)} = \hat{y}^{(i)}\}}$	max	$[0, 1]$	Variant of the accuracy that accounts for imbalanced classes.
Classification Error (CE)	$\frac{1}{n_{\text{test}}} \sum_{i=1}^{n_{\text{test}}} \mathbb{I}_{\{y^{(i)} \neq \hat{y}^{(i)}\}}$	min	$[0, 1]$	CE = 1 - ACC is the proportion of incorrect predictions.
ROC measures	TPR = $\frac{TP}{TP+FN}$	max	$[0, 1]$	True Positive Rate: how many observations of the positive class 1 are predicted as 1?
	FPR = $\frac{FP}{TN+FP}$	min	$[0, 1]$	False Positive Rate: how many observations of the negative class 0 are falsely predicted as 1?
	TNR = $\frac{TN}{TN+FP}$	max	$[0, 1]$	True Negative Rate: how many observations of the negative class 0 are predicted as 0?
	FNR = $\frac{FN}{TP+FN}$	min	$[0, 1]$	False Negative Rate: how many observations of the positive class 1 were falsely predicted as 0?
	PPV = $\frac{TP}{TP+FP}$	max	$[0, 1]$	Positive Predictive Value: how likely is a predicted 1 a true 1?
F_1	NPV = $\frac{TN}{FN+TN}$	max	$[0, 1]$	Negative Predictive Value: how likely is a predicted 0 a true 0?
	$2 \frac{PPV \cdot TPR}{PPV + TPR}$	max	$[0, 1]$	F_1 is the harmonic mean of PPV and TPR. Especially useful for imbalanced classes.
Cost measure	$\sum_{i=1}^{n_{\text{test}}} C(y^{(i)}, \hat{y}^{(i)})$	min	$[0, \infty)$	Cost of incorrect predictions based on a (usually non-negative) cost matrix $C \in \mathbb{R}^{g,g}$.
Performance measures for classification based on class probabilities				
Brier Score (BS)	$\frac{1}{n_{\text{test}}} \sum_{i=1}^{n_{\text{test}}} \sum_{k=1}^g \left(\hat{\pi}_k(\mathbf{x}^{(i)}) - \sigma_k(y^{(i)}) \right)^2$	min	$[0, 1]$	Measures squared distances of probabilities from the one-hot encoded class labels.
Log-Loss (LL)	$\frac{1}{n_{\text{test}}} \sum_{i=1}^{n_{\text{test}}} \left(- \sum_{k=1}^g \sigma_k(y^{(i)}) \log(\hat{\pi}_k(\mathbf{x}^{(i)})) \right)$	min	$[0, \infty)$	A.k.a. Bernoulli, binomial or cross-entropy loss
AUC		max	$[0, 1]$	Area under the ROC curve.

$\hat{y}^{(i)}$ denotes the predicted label for observation $\mathbf{x}^{(i)}$. ACC, BA, CE, BS, and LL can be used for multi-class classification with g classes. For AUC multiclass extensions exist as well. The notation $\mathbb{I}_{\{ \cdot \}}$ denotes the indicator function. $\sigma_k(y) = \mathbb{I}_{\{y=k\}}$ is 1 if y is class k , 0 otherwise (multi-class one-hot encoding). $n_{\text{test},k}$ is the number of observations in the test set with class k . $\hat{\pi}_k(\mathbf{x})$ is the estimated probability for observation $\mathbf{x}^{(i)}$ of belonging to class k . TP is the number of true positives (observations of class 1 with predicted class 1), FP is the number of false positives (observations of class 0 with predicted class 1), TN is the number of true negatives (observations of class 0 with predicted class 0), and FN is the number of false negatives (observations of class 1 with predicted class 0).

Table 1: Popular performance measures used for machine learning assuming an arbitrary test set of size n_{test} .

For any pointwise function $L(y, f(\mathbf{x}))$, which measures the difference between $f(\mathbf{x})$ and y for a single point \mathbf{x} , we can easily extend L to ρ by summing over the size- m set used for testing:

$$\rho_L(\mathbf{y}, \mathbf{F}) = \frac{1}{m} \sum_{i=1}^m L(y^{(i)}, \mathbf{F}^{(i)}),$$

where $\mathbf{F}^{(i)}$ is the i -th row of \mathbf{F} . The reason we are introducing the (more complex) set-based performance metric ρ is that while many interesting performance metrics in ML are simply defined as pointwise losses, this is not true for all, e.g., the AUC is a prominent example for a set-based function. Commonly used performance metrics corresponding to different loss functions can be found in Table 1.

Furthermore, the introduction of ρ allows the evaluation of a learner with respect to a different performance metric than the inner loss used for risk minimization. Because of this, we call the loss used in (2) *inner loss*, and ρ the outer performance measure or *outer loss*⁵. Both can coincide, e.g., we could optimize a binary classifier with respect to log-loss and also evaluate with respect to it. Quite often we select an outer performance measure based on the prediction task we would like to solve, but opt to approximate this metric with a computationally cheaper and possibly differentiable version during inner risk minimization. This requires a careful choice of the inner metric s.t. there is sufficient correlation between the outer and the inner metric.

2.2.2 Generalization Error

An independent test set is not always available in practice. A solution is to split the available data set \mathcal{D} with n observations into two subsets, $\mathcal{D}_{\text{train}}$ and $\mathcal{D}_{\text{test}}$ of sizes n_{train} and n_{test} , respectively, which are usually non-overlapping and with $n_{\text{train}} + n_{\text{test}} = n$. We can also represent both sets as index vectors $J_{\text{train}} \in \{1, \dots, n\}^{n_{\text{train}}}$ and $J_{\text{test}} \in \{1, \dots, n\}^{n_{\text{test}}}$. For an index vector J of length m one can define the corresponding vector of labels $\mathbf{y}_J \in \mathcal{Y}^m$, i.e., $\mathbf{y}_J = (y^{(J^{(1)})}, \dots, y^{(J^{(m)})})$ and the corresponding matrix of prediction scores $\mathbf{F}_{J,f} \in \mathbb{R}^{m \times g}$ for a model f , i.e., $\mathbf{F}_{J,f} = (f(\mathbf{x}^{(J^{(1)})}), \dots, f(\mathbf{x}^{(J^{(m)})}))$. Here, $\mathbf{x}^{(J^{(i)})}$ is the i -th feature vector associated to J .

We are interested in the future performance of a learner \mathcal{I} , with hyperparameters $\boldsymbol{\lambda}$ trained on n_{train} observations, and evaluated with performance measure ρ . We denote this performance as the generalization error, which we can formally express as:

$$\text{GE}(\mathcal{I}, \boldsymbol{\lambda}, n_{\text{train}}, \rho) := \lim_{n_{\text{test}} \rightarrow \infty} \mathbb{E} [\rho(\mathbf{y}_{J_{\text{test}}}, \mathbf{F}_{J_{\text{test}}, \mathcal{I}(\mathcal{D}_{\text{train}}, \boldsymbol{\lambda})})], \quad (4)$$

where we take the expectation over the data sets $\mathcal{D}_{\text{train}}$ and $\mathcal{D}_{\text{test}}$, both independently sampled from \mathbb{P}_{xy} . Note that in the simpler and common case of a point-wise loss $L(y, f(\mathbf{x}))$, the above trivially reduces to the more common form

$$\text{GE}(\mathcal{I}, \boldsymbol{\lambda}, n_{\text{train}}, \rho) = \mathbb{E} [L(y, \mathcal{I}_{\boldsymbol{\lambda}}(\mathcal{D}_{\text{train}})(\mathbf{x}))] \quad (5)$$

with the expectation over the data set $\mathcal{D}_{\text{train}}$ and test sample (\mathbf{x}, y) , both independently sampled from \mathbb{P}_{xy} .

⁵ *Surrogate loss* for the inner loss and *target loss* for the outer loss are also commonly used terminologies.

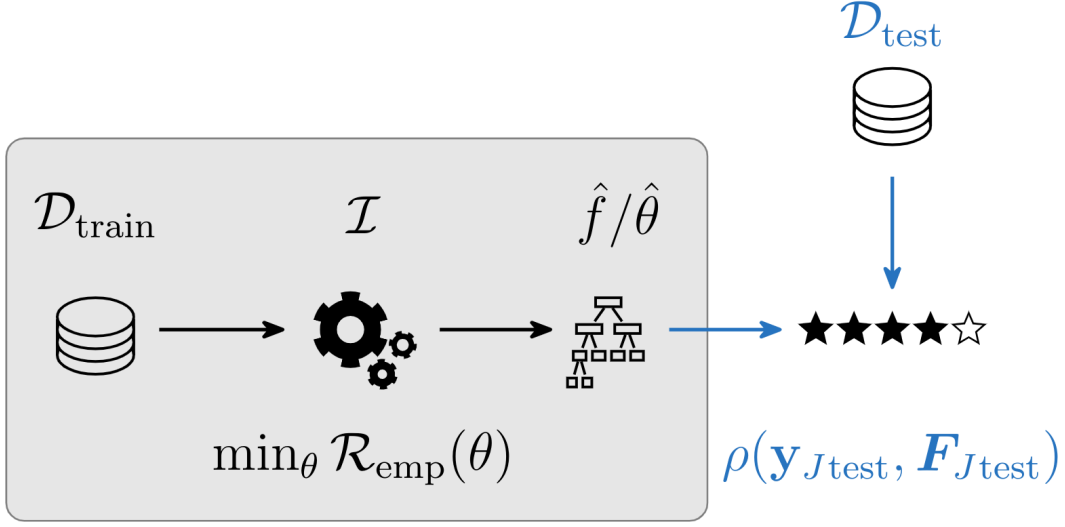


Figure 2: We estimate the generalization performance by evaluating the model \hat{f} on the test set $\mathcal{D}_{\text{test}}$.

2.2.3 Data splitting and Resampling

The generalization error can be estimated based on available data in various ways, e.g., based on a single split as

$$\widehat{\text{GE}}_{J_{\text{train}}, J_{\text{test}}}(\mathcal{I}, \boldsymbol{\lambda}, |J_{\text{train}}|, \rho) = \rho(\mathbf{y}_{J_{\text{test}}}, \mathbf{F}_{J_{\text{test}}, \mathcal{I}(\mathcal{D}_{\text{train}}, \boldsymbol{\lambda})}). \quad (6)$$

This procedure is often called *hold-out splitting*, and the index usually forms a random partitioning of \mathcal{D} . The estimator (6) has the following statistical properties: (i) As n_{train} must be smaller than n , the estimator is a pessimistically biased estimator of $\text{GE}(\mathcal{I}, \boldsymbol{\lambda}, n, \rho)$, as we are not using all available data for training. In a certain sense we are estimating with respect to the wrong training set size. (ii) If $\mathcal{D}_{\text{train}}$ is large, $\mathcal{D}_{\text{test}}$ is small, and the estimator (6) has a large variance. When choosing the splitting ratio, we must make a trade-off decision between (i) and (ii). A typical rule of thumb is to choose $n_{\text{train}} = \frac{2}{3}n$. The trade-off does not only depend on relative sizes of n_{train} and n_{test} , but also the absolute number of observations, as learning with respect to n_{train} sample size and test error estimation based on n_{test} samples both show a saturating effect for larger sample sizes.

Resampling methods offer a partial solution to this dilemma. They repeatedly split the available data into training and test sets, then apply estimator (6) for each of these, and finally aggregate over all obtained ρ performance values. Formally, we can identify a resampling strategy with a vector of corresponding splits, i.e.,

$$\mathcal{J} = ((J_{\text{train},1}, J_{\text{test},1}), \dots, (J_{\text{train},B}, J_{\text{test},B})),$$

where $J_{\text{train},i}, J_{\text{test},i}$ are index vectors and B is the number of splits. Hence, our GE estimator

for (5) becomes:

$$\begin{aligned}
\widehat{\text{GE}}(\mathcal{I}, \mathcal{J}, \rho, \boldsymbol{\lambda}) &= \text{agr} \left(\widehat{\text{GE}}_{J_{\text{train},1}, J_{\text{test},1}}(\mathcal{I}, \boldsymbol{\lambda}, |J_{\text{train},1}|, \rho), \dots, \right. \\
&\quad \left. \widehat{\text{GE}}_{J_{\text{train},B}, J_{\text{test},B}}(\mathcal{I}, \boldsymbol{\lambda}, |J_{\text{train},B}|, \rho) \right) \\
&= \text{agr} \left(\rho(\mathbf{y}_{J_{\text{test},1}}, \mathbf{F}_{J_{\text{test},1}, \mathcal{I}(\mathcal{D}_{\text{train},1}, \boldsymbol{\lambda})}), \dots, \right. \\
&\quad \left. \rho(\mathbf{y}_{J_{\text{test},B}}, \mathbf{F}_{J_{\text{test},B}, \mathcal{I}(\mathcal{D}_{\text{train},B}, \boldsymbol{\lambda})}) \right),
\end{aligned} \tag{7}$$

where the aggregate function agr is often chosen to be the mean. Depending on the performance measure ρ , however, other aggregating functions might be more appropriate. For Eq. (7) to be a valid estimator of Eq. (5), we need to specify to what n_{train} training set size an estimator refers to in $\text{GE}(\mathcal{I}, \boldsymbol{\lambda}, n_{\text{train}}, \rho)$. As the training set sizes can be different during resampling (they usually do not vary much), it should at least hold that $n_{\text{train}} \approx n_{\text{train},1} \approx \dots \approx n_{\text{train},B}$ and we could take the average for such a required reference size with $n_{\text{train}} = \frac{1}{B} \sum_{j=1}^B n_{\text{train},j}$.

Resampling uses the data more efficiently than a single holdout split, as the repeated estimation and averaging over multiple splits results in an estimate of generalization error with lower variance (Kohavi, 1995; Simon, 2007). But also the pessimistic bias of simple holdout is kept to a minimum and can be reduced to nearly 0, by choosing training sets of nearly size n . Note that matters are a bit more complicated as resample results are statistically correlated, depending on their overlap, so somewhat paradoxically a leave-one-out strategy is not the optimal choice, and repeated CV with many, but less than n , folds and many repetitions is often a better choice (Bengio & Grandvalet, 2004).

An overview of existing resampling techniques can be found in Bischl et al. (2012) or Boulesteix et al. (2008). The discussed properties of resampling only hold for i.i.d data. For more data with a dependence structure, such as time series, different resampling strategies, e.g., an increasing window CV for time series data should be used (Bergmeir et al., 2018).

The most widely used resampling technique is arguably ***k*-fold-cross-validation** (CV), as depicted in Figure 3. For small data sets, it makes sense to repeat CV with multiple random partitions and to average the resulting estimates in order to average out the variability, which results in **repeated *k*-fold-cross-validation**. Other basic approaches include **subsampling**, i.e., independently repeated holdout splitting, or bootstrapping, where training data sets are drawn with repetition until multiple in-bag sets of size n is created and where the corresponding test sets are all out-of-bag observations for this fold. Usually, if one is interested only in the point estimator of $\widehat{\text{GE}}(\mathcal{I}, \mathcal{J}, \rho, \boldsymbol{\lambda})$ without further inference, CV results in a better estimator than subsampling or bootstrapping (Kohavi et al., 1995).

One should be aware that the individual CV splits are not independent samples, and that error estimates from individual splits are therefore not i.i.d. – one should not use cross-validated statistics for tests or estimates of confidence intervals naively (Bengio & Grandvalet, 2004; Vanwinckelen & Blockeel, 2012).

Please note that all outlined schemes in this section discuss the evaluation of running a learner in its default (or an a-priorily fixed) configuration. If HPO is involved, it is required to use nested cross-validation, which we discuss in Section 3.4.

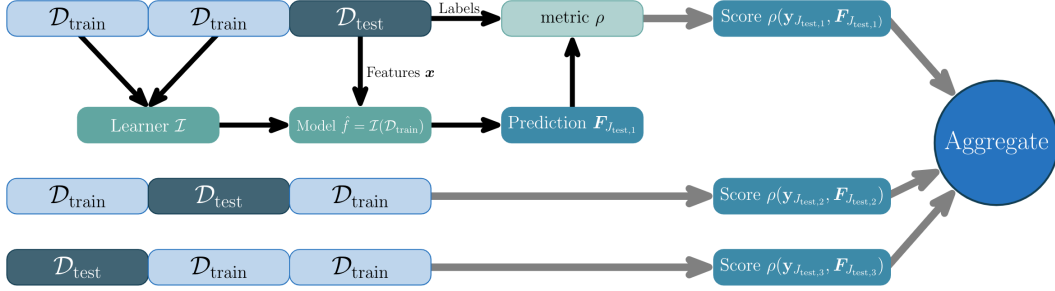


Figure 3: Schematic representation of 3-fold cross-validation. The data set is split into $k = 3$ equally sized subsets. The fitting and evaluation procedure of the model is repeated $k = 3$ times, with a different subset serving as test sample each time. The performance estimates calculated on all $k = 3$ test sets are averaged at the end.

3 Hyperparameter Optimization

3.1 HPO Problem Definition

Most learners are highly configurable by hyperparameters, and their generalization performance usually depends on this configuration in a non-trivial and subtle way. Hyperparameter optimization (HPO) algorithms automatically identify a well performing hyperparameter configuration (HPC) $\lambda \in \tilde{\Lambda}$ for an ML algorithm \mathcal{I}_λ . Since some HPCs might be meaningless in the first place and can be excluded based on expert knowledge, the actually considered search space $\tilde{\Lambda} \subset \Lambda$ is a subspace of the set of all possible HPCs:

$$\tilde{\Lambda} = \tilde{\Lambda}_1 \times \tilde{\Lambda}_2 \times \cdots \times \tilde{\Lambda}_l, \quad (8)$$

where $\tilde{\Lambda}_i$ is a bounded subset of the domain of the i -th hyperparameter Λ_i , and can be either continuous, discrete, or categorical. This already mixed search space can unfortunately also contain *dependent hyperparameters*, leading to a hierarchical search space: An HP λ_i is said to be *conditional* on λ_j if λ_i is only active when λ_j is an element of a given subset of Λ_j and inactive, i.e., not affecting the resulting learner (Thornton et al., 2013). Common examples are kernel hyperparameters of a kernelized machine such as the SVM, when we tune over the kernel type as well. The RBF width hyperparameter γ might only be active if we fit a SVM with a polynomial or radial basis function kernel. Such conditional hyperparameters usually introduce tree-like dependencies in the search space, and may in general lead to dependencies representable as directed acyclic graphs.

The general HPO problem is defined as:

$$\lambda^* \in \arg \min_{\lambda \in \tilde{\Lambda}} c(\lambda) = \arg \min_{\lambda \in \tilde{\Lambda}} \widehat{\text{GE}}(\mathcal{I}, \mathcal{J}, \rho, \lambda) \quad (9)$$

where λ^* denotes the theoretical optimum and $c(\lambda)$ is a shorthand for the estimated generalization error when $\mathcal{I}, \mathcal{J}, \rho$ are fixed. We are therefore estimating and optimizing the generalization error $\widehat{\text{GE}}(\mathcal{I}, \mathcal{J}, \rho, \lambda)$ of a learner \mathcal{I}_λ , w.r.t. an HPC λ , based on a resampling split $\mathcal{J} = ((J_{\text{train},1}, J_{\text{test},1}), \dots, (J_{\text{train},B}, J_{\text{test},B}))$.⁶ Note that $c(\lambda)$ is a black-box, as it usually

⁶Note again that optimizing the resampling error will result in biased estimates which are problematic when reporting the generalization error; use nested CV for this, see Section 3.4.

has no closed-form mathematical representation, and no analytic gradient information is available. Furthermore, the evaluation of $c(\lambda)$ can take a significant amount of time. Therefore, the minimization of $c(\lambda)$ forms an *expensive black-box* optimization problem.

These properties taken together define an optimization problem of considerable difficulty and rule out many popular optimization methods which require gradients or entirely numerical search spaces, or which need to perform a large number of evaluations to converge to a well-performing solution. Furthermore, as $c(\lambda) = \widehat{\text{GE}}(\mathcal{I}, \mathcal{J}, \rho, \lambda)$, which is defined via resampling and evaluates λ on randomly chosen validation sets, c should be considered a stochastic objective – although many HPO algorithms may ignore this fact or simply handle it by assuming that we average out the randomness through enough resampling replications.

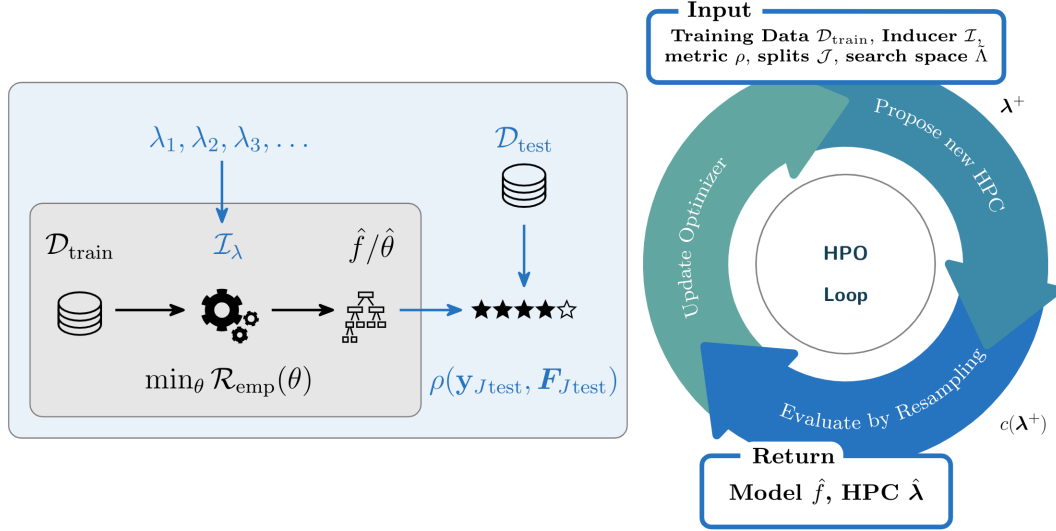


Figure 4: General HPO loop with inner risk minimization.

3.2 Well-Established HPO Algorithms

All HPO algorithms presented here work by the same principle: They iteratively *propose* hyperparameter configurations λ^+ and then *evaluate* the performance on these configurations. We store these hyperparameters and their respective evaluations successively in the so-called *archive* $\mathcal{A} = ((\lambda^{(1)}, c(\lambda^{(1)})), (\lambda^{(2)}, c(\lambda^{(2)})), \dots)$, with $\mathcal{A}^{[t+1]} = \mathcal{A}^{[t]} \cup (\lambda^+, c(\lambda^+))$ if a single point is proposed by the tuner. The best solution found by the tuner (i.e. HPO algorithm) will be denoted as $\hat{\lambda}$.

Many algorithms can be characterized by how they handle two different trade-offs: a) The exploration vs. exploitation trade-off refers to how much budget an optimizer spends on either trying to directly exploit the currently available knowledge base by evaluating very close to the currently best candidates (e.g., local search) or whether it explores the search space to gather new knowledge (e.g., random search). b) The inference vs. search trade-off refers to how much time and overhead is spent to induce a model from the currently available archive data in order to exploit past evaluations as much as possible. Other relevant aspects that HPO algorithms differ in are: *Parallelizability*, i.e. how many configurations a tuner can (reasonably) propose at the same time; *global vs. local* behavior of the optimizer, i.e. if updates are always quite close to

already evaluated configurations; *noise handling*, i.e., if the optimizer takes into account that the estimated generalization error is noisy; *multifidelity*, i.e., if the tuner uses cheaper evaluations, for example on smaller subsets of the data, to infer performance on the full data; *search space complexity*, i.e., if and how hierarchical search spaces as introduced in Section 4 can be handled.

3.2.1 Grid Search and Random Search

Grid search (GS) is the process of discretizing each HP and exhaustively evaluating every combination of values. Numeric hyperparameter values are usually equidistantly spaced in their box constraints. The number of distinct values per HP is called the *resolution* of the grid. For categorical HPs, either a subset or all possible values are considered. A second simple HPO algorithm is *random search* (RS). In its simplest form, values for each hyperparameter are drawn independently of each other, from a pre-specified (often uniform) distribution, which works for (box-constrained) numeric, integer, or categorical parameters (c.f. Figure 5). Both GS and RS can easily handle hierarchical search spaces, by either ignoring hyperparameter components that are invalid in a given sample, or by establishing a hierarchical distribution to sample from for RS.

RS often has much better performance than GS in higher-dimensional HPO settings (Bergstra & Bengio, 2012). GS suffers directly from the *curse of dimensionality* (Bellman, 2015) as the required number of evaluations increases exponentially with the number of hyperparameters for a fixed grid resolution. This seems to be true as well for RS at first glance, and we certainly need an exponential number of points in $\dim(\tilde{\Lambda})$ to cover the space well. But in practice, HPO problems often have *low effective dimensionality* (Bergstra & Bengio, 2012): The set of hyperparameters that have an influence on performance is often a small subset of all available hyperparameters. Consider the example illustrated in Figure 5, where an HPO problem with HPs λ_1 and λ_2 is shown. A grid search with resolution 3, resulting in 9 HPCs, is evaluated, and we find out that only HP λ_1 has a relevant degree of influence on the performance. All evaluations of different configurations of λ_2 have been wasted, i.e., 6 of 9 evaluations. In comparison, RS would have given us 9 different configurations for hyperparameter λ_1 , which results in a higher chance of finding the optimum. Another advantage of RS is that it can easily be extended by further samples; in contrast, the number of points on a grid must be specified beforehand and refining the resolution of GS afterwards is more complicated. All of this makes RS preferable to GS and a surprisingly strong baseline for HPO in many practical settings. Both GS and RS are widely used and implemented in nearly all ML software frameworks.

There are sampling methods that try to cover the search space more evenly than a uniform distribution, e.g., *Latin Hypercube Sampling* (McKay et al., 1979), or Sobol sequences (Antonov & Saleev, 1979). However, these do not seem to significantly outperform naive i.i.d. sampling (Bergstra & Bengio, 2012).

3.2.2 Evolution Algorithms

Evolution Algorithms (EA) are a large class of stochastic population-based optimization methods inspired by the concepts of biological evolution. They do not require gradients, making them generally applicable in black-box settings such as HPO. In ES terminology, an *individual* is a single HPC, the *population* is a currently maintained set of HPCs, and the *fitness* of an individual is its (inverted) generalization error $c(\lambda)$. *Mutation* is the (randomized) change of one or a few hyperparameter values in a configuration. *Crossover* creates a new HPC by (randomly) mixing the values of two other configurations. An ES follows iterative steps to find individuals with high fitness values (c.f. Figure 6): (i) An initial population is sampled at random. (ii) The fitness of

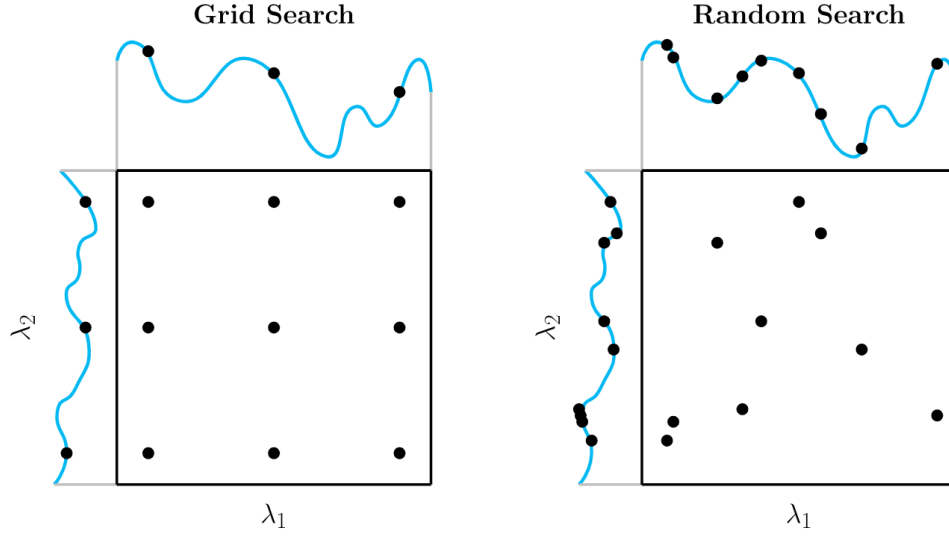


Figure 5: RS and GS where only HP λ_1 has a strong influence on c .

each individual is evaluated. (iii) A set of individuals is selected as parents for reproduction.⁷ (iv) The population is enlarged through *crossover* and *mutation* of the parents. (v) The offspring is evaluated. (vi) The *top-k* fittest individuals are selected.⁸ (vii) Steps (ii) to (v) are repeated until a termination condition. For a more comprehensive introduction to ES, see Beyer and Schwefel (2002).

ES were limited to numeric spaces in their original formulation, but they can easily be extended to handle mixed spaces by treating components of different types independently, e.g., by adding a normally distributed random value to real-valued HPs while adding the difference of two geometrically distributed values to integer-valued HPs (R. Li et al., 2013). By defining mutation and crossover operations that operate on tree structures or graphs, it is even possible to perform optimization of preprocessing pipelines (Olson et al., 2016; Escalante et al., 2009) or neural network architectures (Real et al., 2019) using evolutionary algorithms. The properties of ES can be summarized as follows: ES have a low likelihood to get stuck in local minima, especially if so called nested ES are used (Beyer & Schwefel, 2002). They can be straightforwardly modified to be robust to noise (Beyer & Sendhoff, 2006), and can also be easily extended to multi-objective settings (Coello Coello et al., 2007). They can be applied in settings with complex search spaces and can therefore work with spaces where other optimizers may fail (He et al., 2021). ES are more efficient than random and grid search, but still often require a large number of iterations to find good solutions, which makes them unsatisfactory for expensive optimization settings like HPO.

3.2.3 Bayesian Optimization

Bayesian optimization (BO) has become increasingly popular as a global optimization technique for expensive black-box functions, and specifically for HPO (Jones et al., 1998; Hutter et al.,

⁷Either completely at random, or with a probability according to their fitness, the most popular variants being roulette wheel and tournament selection.

⁸In ES-terminology this is called a $(\mu + \lambda)$ elite survival selection, where μ denotes the population size, and λ the number of offspring; other variants exist.

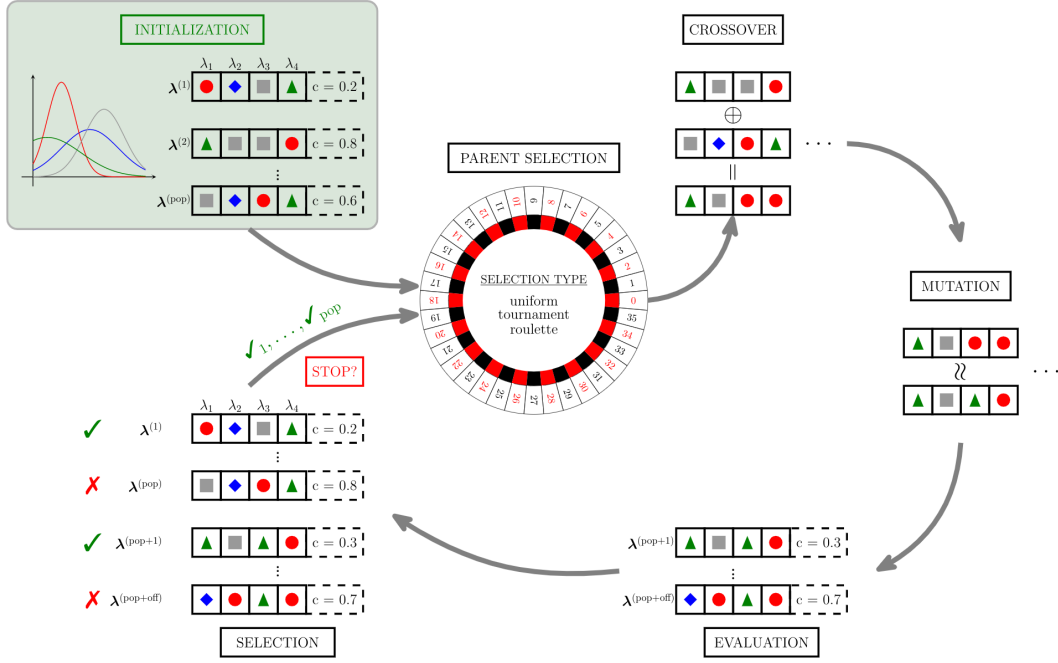


Figure 6: Schematic representation of a single iteration of an evolution strategy optimization on a four dimensional discrete problem. Parameter values are symbolized by geometric shapes.

2011; Snoek et al., 2012).

BO is an iterative algorithm, whose key idea is to model the mapping $\lambda \mapsto c(\lambda)$ based on observed performance values found in the archive \mathcal{A} via (non-linear) regression. This approximating model is called a *surrogate model*, for which a Gaussian process or a random forest are typically used. BO starts on an archive \mathcal{A} filled with evaluated configurations. This archive is typically generated from an initial design configurations, typically sampled randomly, or using Latin Hypercube Sampling or values derived from the Sobol sequence (Bossek et al., 2020), which are in turn evaluated on $\widehat{\text{GE}}(\mathcal{I}, \mathcal{J}, \rho, \lambda)$. BO then uses the archive to fit the surrogate model, which for each λ produces both an estimate of performance $\hat{c}(\lambda)$, as well as an estimate of model uncertainty $\hat{\sigma}(\lambda)$. Based on these predictions, BO establishes a cheap-to-evaluate acquisition function $u(\lambda)$, whose outcome encodes a trade-off between *exploitation* (the surrogate model predicts that candidate λ has a good, low c value) and *exploration* (the surrogate model is very uncertain about the $c(\lambda)$, likely because the surrounding area has not been explored thoroughly).

The acquisition function $u(\lambda)$ is then optimized (instead of working on the the true expensive objective) in order to generate a new candidate λ^+ for evaluation. The optimization problem $u(\lambda)$ inherits most characteristics from $c(\lambda)$, so it is often still multi-modal and defined on a mixed, hierarchical search space and may therefore still be quite complex, but is at least cheap to evaluate now. This allows the the usage of more budget-demanding optimizers for the acquisition function. If the space is fully numeric and the combination of surrogate model and acquisition function support it, even gradient information can be used.

Among the possible optimization methods are; iterated local search (as used by Hutter et al. (2009)), evolutionary algorithms (as in White et al. (2021)), EAs using derivatives (Sekhon & Mebane, 1998) (as by Roustant et al. (2012)), and a focusing random search called *DIRECT* (Jones, 2009).

The true performance value $c(\lambda^+)$ of the proposed HPC λ^+ – generated by optimization of $u(\lambda)$ – is finally evaluated and added to the archive \mathcal{A} . The surrogate model is updated, and BO iterates until a predefined budget is exhausted, or a different termination criterion is reached. These steps are summarized in Algorithm 1. The optimization result is either the best observed λ during optimization or the λ that is optimal according to the surrogate prediction. Following the surrogate’s prediction is preferred if a look-ahead acquisition function is used, e.g., entropy search or knowledge gradient, or if the problem c is stochastic.

Algorithm 1: BO for a black-box objective $c(\lambda)$.

```

1 Generate  $\lambda^{(1)}, \dots, \lambda^{(k)}$  with sampling scheme or fixed design
2 Initialize archive  $\mathcal{A}^{[0]} = ((\lambda^{(1)}, c(\lambda^{(1)})), \dots, (\lambda^{(k)}, c(\lambda^{(k)})))$ 
3 for  $t = 1, 2, 3, \dots$  until termination do
4   1: Fit surrogate model  $(\hat{c}(\lambda), \hat{\sigma}(\lambda))$  on  $\mathcal{A}^{[t-1]}$ 
5   2: Build acquisition function  $u(\lambda)$  from  $(\hat{c}(\lambda), \hat{\sigma}(\lambda))$ 
6   3: Obtain proposal  $\lambda^+$  by optimizing  $u$ :  $\lambda^+ \in \arg \max_{\lambda \in \tilde{\Lambda}} u(\lambda)$ 
7   4: Evaluate  $c(\lambda^+)$ 
8   5: Obtain  $\mathcal{A}^{[t]}$  by augmenting  $\mathcal{A}^{[t-1]}$  with  $(\lambda^+, c(\lambda^+))$ 
9 end
```

Result: $\hat{\lambda}$: Best-performing λ from archive or according to surrogates prediction.

Surrogate model The choice of surrogate model has great influence on BO performance and is often linked to properties of $\tilde{\Lambda}$. If $\tilde{\Lambda}$ is purely numeric, Gaussian process (GP) regression (Rasmussen & Williams, 2006), sometimes referred to as Kriging, is used most often. In its basic form, BO with a GP does not support HPO with non-numeric or conditional HPs, and tends to show deteriorating performance when $\tilde{\Lambda}$ has more than about ten dimensions. Extensions for mixed-hierarchical spaces that are based on special kernels (Swersky et al., 2014) exist, and the use of random embeddings has been suggested for high-dimensional spaces (Wang et al., 2016; Nayebi et al., 2019). Most importantly, standard GPs have runtime complexity that is cubic in the number of samples, which can result in a significant overhead when the archive \mathcal{A} becomes large.

McIntire et al. (2016) propose to use an adapted, sparse GP, that restrains training data from uninteresting areas. Local Bayesian optimization (Eriksson et al., 2019) is implemented in the TuRBO algorithm and has been successfully applied to various black-box problems.

Random forests, most notably used in SMAC (Hutter et al., 2011), have also shown good performance as surrogate models for BO. Their advantage is their native ability to handle discrete HPs and, with minor modifications, e.g., in Hutter et al. (2011), even dependent HPs without the need for preprocessing. Standard random forest implementations are still able to handle dependent HPs by treating infeasible HP values as missing and performing imputation. Random

forests tend to work well with larger archives and introduce less overhead than GPs. SMAC uses the standard deviation of tree predictions as a heuristic uncertainty estimate $\hat{\sigma}(\lambda)$ (Hutter et al., 2011), however more sophisticated alternatives exist to provide unbiased estimates (Sexton & Laake, 2009). Since trees are not distance-based spatial models, the uncertainty estimator does not increase the further we extrapolate away from observed training points. This might be one explanation why tree-based surrogates are outperformed by Kriging on purely numerical search spaces (Eggenberger et al., 2013).

Neural networks have shown good performance in particular with nontrivial input spaces, so they are increasingly considered as surrogate models for BO (Snoek et al., 2015). Discrete inputs can be handled by one-hot encoding, or automatic techniques, e.g., entity embedding where a dense representation is learned from the output of a simple, direct encoding such as one-hot encoding by the NN. (Hancock & Khoshgoftaar, 2020). NNs offer efficient and versatile implementations that allow the use of gradients for more efficient optimization of the acquisition function. Uncertainty bounds on the predictions can be obtained, for example, by using Bayesian neural networks (BNNs) which combine NNs with a probabilistic model of the network weights or adaptive basis regression where only a Bayesian linear regressor is added to the last layer of the NN (Snoek et al., 2015).

Acquisition function The acquisition function balances out the surrogate model's prediction $\hat{c}(\lambda)$ and its posterior uncertainty $\hat{\sigma}(\lambda)$ to ensure both exploration of unexplored regions of $\tilde{\Lambda}$, as well as exploitation of regions that have performed well in previous evaluations. A simple acquisition function is the *lower confidence bound* (LCB) (Jones, 2001):

$$u_{\text{LCB}}(\lambda) = (-1) \cdot (\hat{c}(\lambda) - \kappa \cdot \hat{\sigma}(\lambda)), \quad (10)$$

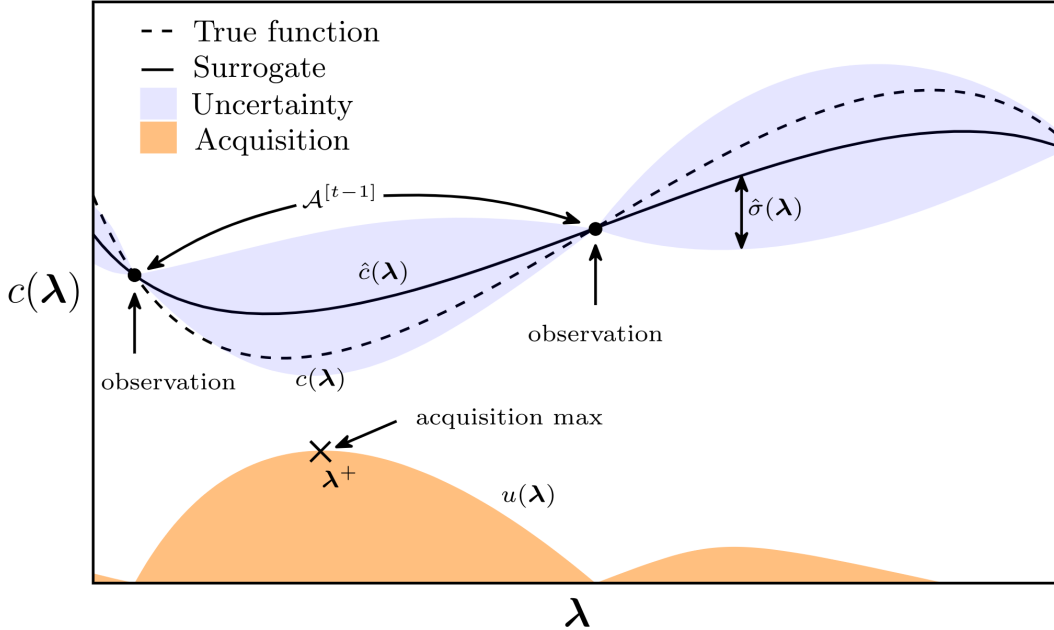


Figure 7: Illustration of how BO generates the proposal by maximizing an acquisition function.

here negated, to yield a maximization problem for Algorithm 1. The LCB treats local uncertainty as an additive bonus at each λ , to enforce exploration, with κ being a control parameter which is not easy to set. Based on our experience, we recommend setting $\kappa = 2$ if at least one hyperparameter is discrete, and $\kappa = 1$ in a fully numeric setting.

In the context of practical HPO, it seems plausible to decrease κ over time to enforce exploration in the beginning and exploitation at the end, see Wu et al. (2018) which discusses a similar strategy in the context of bandits.

Another popular acquisition function is the *expected improvement* (Jones et al., 1998):

$$\begin{aligned} u_{\text{EI}}(\lambda) &= \mathbb{E}_{C \sim \mathcal{N}(\hat{c}(\lambda), \hat{\sigma}(\lambda)^2)} [\max \{c_{\min} - C(\lambda), 0\}] \\ &= (c_{\min} - \hat{c}(\lambda)) \Phi \left(\frac{c_{\min} - \hat{c}(\lambda)}{\hat{\sigma}(\lambda)} \right) + \hat{\sigma}(\lambda) \phi \left(\frac{c_{\min} - \hat{c}(\lambda)}{\hat{\sigma}(\lambda)} \right), \end{aligned} \quad (11)$$

where c_{\min} denotes the best observed outcome of c so far, and Φ and ϕ are the cumulative distribution function and density of the standard normal distribution, respectively. The EI was introduced in connection with GPs, which have a Bayesian interpretation, expressing the posterior distribution of the “true” performance value given already observed values as a Gaussian random variable $C(\lambda)$ with $C(\lambda) \sim \mathcal{N}(\hat{c}(\lambda), \hat{\sigma}(\lambda)^2)$. Under this condition, (11) can be analytically expressed as above and the resulting formula is often heuristically applied to other surrogates which supply $\hat{c}(\lambda)$ and $\hat{\sigma}(\lambda)$.

Multi-point proposal In its original formulation, BO only proposes one candidate HPC per iteration and then waits for the performance evaluation of that configuration to finish. In many situations it is, however, preferable to evaluate multiple HPCs in parallel by proposing multiple configurations at once, or by asynchronously proposing HPCs while other proposals are still being evaluated.

While in the sequential variant, the best point can be determined unambiguously from the full information of the acquisition function, in the parallel variant many points have to be proposed at the same time without information about how the other points will perform. The objective here is to some degree to make sure that the proposed points are sufficiently different from each other.

The proposal of $n_{\text{batch}} > 1$ configurations in one BO iteration is called *batch proposal* or *synchronous parallelization* and works well if the runtimes of all black-box evaluations are somewhat homogeneous (Richter et al., 2017). If the runtimes are heterogeneous, one may want to generate new proposals on the fly whenever an evaluation thread finishes, in what is called *asynchronous parallelization*. This offers some advantages to synchronous parallelization, but is more complicated to implement in practice.

The simplest option to obtain n_{batch} proposals is to use the LCB criterion in Eq. (10) with different values for κ . For this so-called qLCB (also referred to as qUCB) approach, Hutter et al. (2012) propose to draw κ from an exponential distribution with rate parameter 1. This approach was shown to work relatively well (Bischl et al., 2014), especially given its simplicity, but it has the potential drawback of creating proposals that are too similar to each other (Richter et al., 2017). Further ways to obtain n_{batch} proposals are the qEI (Chevalier & Ginsbourger, 2013) acquisition function, the constant liar, and the Kriging believer approach, both described in Ginsbourger et al. (2010). The qEI is increasingly complex to calculate for bigger batch sizes. However, Balandat et al. (2020) implement methods to efficiently calculate the qEI (and qNEI

for noisy observations) through MC simulations, which allow for batch sizes of up to 256 and more.

Efficient Performance Evaluation While BO models only optimize the HPC prediction performance in its standard setup, there are several extensions that aim to make optimization more efficient by considering runtime or resource usage. These extensions mainly modify the acquisition function to influence the HPCs that are being proposed. Snoek et al. (2012) suggests the *expected improvement per second* (EIPS) as acquisition function, which uses a second surrogate model that predicts HPC evaluation time and tries to make use of evaluation time efficiently. Most methods that trade off between runtime and information gain fall under the category of multi-fidelity methods, further discussed in Section 3.2.4. Acquisition functions that are especially relevant here consider information gain-based criteria like *Entropy Search* (Hennig & Schuler, 2012) or *Predictive Entropy Search* (Hernández-Lobato et al., 2016). These acquisition functions can be used for selective subsample evaluation (Klein et al., 2017), reducing the number of necessary resampling iterations (Swersky et al., 2013), and stopping certain model classes, such as neural networks, early.

3.2.4 Multifidelity and Hyperband

The Multifidelity concept in HPO refers to all tuning approaches that can efficiently handle a learner $\mathcal{I}(\mathcal{D}, \lambda)$ with a budget hyperparameter λ_{budget} as a component of λ which influences the computational cost of the fitting procedure in a monotonically increasing manner. Higher λ_{budget} values imply a longer runtime of the fit. We assume to know box-constraints of λ_{budget} in form of a lower and upper limit. Usually we assume more budget to be better in terms of predictive performance (but naturally more expensive), but overfitting can occur at some point. Furthermore, we assume that the relationship of budget to prediction performance changes somewhat smoothly, so when evaluating multiple HPCs on a small budget λ_{budget} , this provides at least an indication regarding their ranking when evaluated on the full budget. Typically, this implies a sequential fitting procedure, where λ_{budget} is, for example, the number of (stochastic) gradient descent steps or the number of sequentially added (boosting) ensemble members. A further, generally applicable option is to subsample the training data from 0% to 100% before training and to treat this as budget control. HPO algorithms which exploit such a λ_{budget} parameter – usually by spending budget on cheap HPCs earlier for exploration, and then concentrating on the most promising ones later – are called *multifidelity methods*.

Hyperband (L. Li et al., 2018) can best be understood as repeated execution of the *successive halving* (SH) procedure (Jamieson & Talwalkar, 2016). SH starts with a budget B and a given, fixed number of candidates $\lambda^{(i)}$ which we denote with $p^{[0]}$ and “races them down” in stages t to a single best candidate by repeatedly evaluating all candidates with increased budgets in a certain schedule. Typically, this is controlled by the η_{HB} control multiplier of Hyperband with $\eta_{\text{HB}} > 1$ (typically set to 2 or 3): After each batch evaluation t of the current population of size $p^{[t]}$, we reduce the population to the best $\frac{1}{\eta_{\text{HB}}}$ fraction and set the new budget for a candidate evaluation to $\eta_{\text{HB}} \times \lambda_{\text{budget}}$, so promising HPCs are assigned a higher budget overall and sub-optimal ones are discarded early on. The starting budget $\lambda_{\text{budget}}^{[0]}$ and the number of stages $s + 1$ are computed in a way such that each batch evaluation of an SH population has approximately $B/(s + 1)$ amount of budget units spent. Overall, this ensures that in SH approximately, but

not more than, B budget units are spent:

$$\sum_{t=0}^s \left[p^{[0]} \eta_{\text{HB}}^{-t} \right] \lambda_{\text{budget}}^{[0]} \eta_{\text{HB}}^t \leq B. \quad (12)$$

However, the efficiency of SH strongly depends on a sensible choice of the number of starting configurations and the resulting schedule. If we assume a fixed budget for HPO, the user has the choice of running either (a) more configurations but on smaller budgets, or (b) fewer configurations, but on larger budgets. While the former obviously explores more, the latter results in a stronger correlation to the final budget and more informative evaluations. For example, the performance curves in Figure 8 cross between 12% and 25%, leading to wrongly discarded HPCs due to too small budgets. Thus, the correct trade-off between these two choices depends on the correlation between the smaller budgets and the larger budgets. As we often

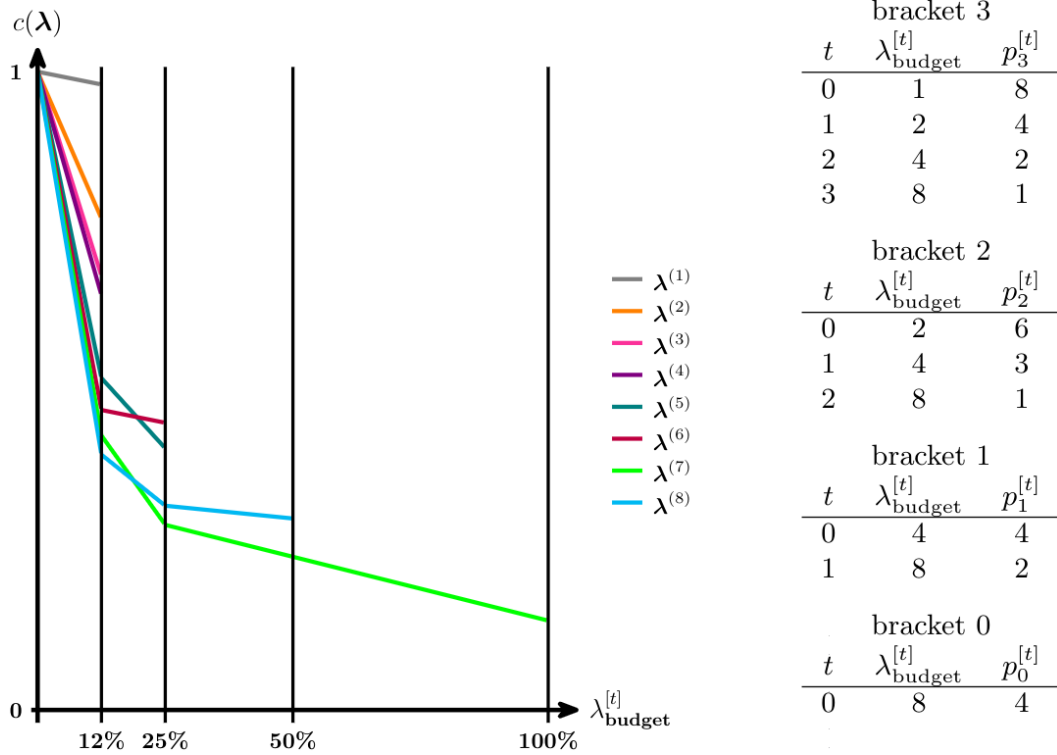


Figure 8: Right: Bracket design of HB with $R = 8$ and $\eta_{\text{HB}} = 2$ (resulting in four brackets). Left: Exemplary bracket run.

have no prior knowledge regarding this effect, HB simply runs SH for different numbers of starting configurations $p_s^{[0]}$, and each SH run / schedule is called a *bracket*. HB takes as input η_{HB} and the maximum budget per HPC $R > \eta_{\text{HB}}$. It constructs the budget B by considering the most explorative bracket: Here, the number of batch evaluations $s_{\text{max}} + 1$ is chosen to be $\lceil \log_{\eta_{\text{HB}}} (R) \rceil + 1$ for which $\lambda_{\text{budget}}^{[0]} = R \eta_{\text{HB}}^{-s_{\text{max}}} \in (\eta_{\text{HB}}^{-1}, \eta_{\text{HB}})$, $\lambda_{\text{budget}}^{[s_{\text{max}}]} = R$ and we collect these values in $\mathbf{r} = (R \eta_{\text{HB}}^{-s_{\text{max}}}, R \eta_{\text{HB}}^{-s_{\text{max}}+1}, R \eta_{\text{HB}}^{-s_{\text{max}}+2}, \dots, R) \in \mathbb{R}^{s_{\text{max}}+1}$. Since we want to spend in

every batch evaluation approximately the same budget and race down to one winning HPC, the budget of each bracket is $B = (s_{\max} + 1)R$. For every $s \in \{0, \dots, s_{\max}\}$ a bracket is defined by setting the starting budget $\lambda_{\text{budget}}^{[0]}$ of the bracket to $\mathbf{r}^{(1+s_{\max}-s)}$ resulting in $s_{\max} + 1$ brackets and an overall budget of $(s_{\max} + 1)B$ spent by HB. Consequently, every bracket s consists of $s + 1$ batch evaluations and the starting population size $p_s^{[0]}$ is the maximum value which fulfills Eq. (12). The full algorithm is outlined in Algorithm 2 and the bracket design of HB with $R = 8$ and $\eta_{\text{HB}} = 2$ is shown in Figure 8.

Starting configurations are usually sampled uniformly, but L. Li et al., 2018 also show that any stationary sampling distribution is valid. Because HB is a random-sampling-based method, it can trivially handle hierarchical HP spaces in the same manner as random search.

Algorithm 2: Hyperband algorithm (L. Li et al., 2018) where

- `get_HPCs(p)` uses a stationary sampling distribution to generate the initial HPC population of size p ,
 - `HPC_with_budget($\lambda, \lambda_{\text{budget}}$)` returns λ where its budget hyperparameter is set to λ_{budget} ,
 - `top_k(Λ_s, C, k)` selects the k HPCs in Λ_s associated to the k best performances in C as the next HPC population.
-

```

1 input: maximum budget per HPC  $R, \eta_{\text{HB}}$ 
2 initialization:  $s_{\max} = \lfloor \log_{\eta_{\text{HB}}}(R) \rfloor$ ,  $B = (s_{\max} + 1)R$ 
3    $\mathbf{r} = (R\eta_{\text{HB}}^{-s_{\max}}, R\eta_{\text{HB}}^{-s_{\max}+1}, R\eta_{\text{HB}}^{-s_{\max}+2}, \dots, R)$ 
4 for  $s = s_{\max}, s_{\max} - 1, \dots, 0$  do
5    $p_s = \left\lceil \frac{B}{R} \frac{\eta_{\text{HB}}^s}{s+1} \right\rceil$ 
6    $\Lambda_s^{[0]} = \text{get\_HPCs}(p_s)$  ( $= \{\lambda_s^{(1)}, \dots, \lambda_s^{(p_s)}\}, \lambda_s^{(i)} \in \tilde{\Lambda}$ )
7   // Successive Halving inner loop
8   for  $t = 0, \dots, s$  do
9      $p_s^{[t]} = \lfloor p_s \eta_{\text{HB}}^{-t} \rfloor$ 
10     $\lambda_{\text{budget}}^{[t]} = \mathbf{r}^{(1+s_{\max}-s+t)}$  ( $= (R\eta_{\text{HB}}^{-s}) \cdot \eta_{\text{HB}}^t$ )
11     $C^{[t]} = \{c(\text{HPC\_with\_budget}(\lambda, \lambda_{\text{budget}}^{[t]})) : \lambda \in \Lambda_s^{[t]}\}$ 
12     $\Lambda_s^{[t+1]} = \text{top\_k}(\Lambda_s^{[t]}, C^{[t]}, \lfloor p_s^{[t]} / \eta_{\text{HB}} \rfloor)$ 
13  end
14 end
Result: HPC with best performance

```

3.2.5 Racing

The iterated racing (IR, Birattari et al., 2010) procedure is a general algorithm configuration method, which optimizes for a configuration of a general (not necessarily ML) algorithm that performs well over a given distribution of (arbitrary) problems. In most HPO algorithms, hyperparameter configurations are evaluated using a resampling procedure such as CV, so a noisy function (error estimate for single resampling iterations) is evaluated multiple times and averaged. In order to connect racing to HPO, we now define a problem as a single holdout resampling split for a given ML data set, as suggested in Thornton et al. (2013) and Lang et al. (2015),

and we will from now on describe racing only in terms of HPO.

The fundamental idea of *racing* (Maron & Moore, 1994) is that HPCs show particularly poor performance when evaluated on the first problem instances (in our case: resampling folds) are unlikely to catch up in later folds and can be discarded early, to save computation time for more interesting HPCs. This is determined by running a (paired) statistical test w.r.t. HPC performance values on folds. This allows for an efficient and dynamic allocation of the number of folds in the computation of $c(\lambda)$ – a property of IR which is unique, at least when compared to the algorithms covered in this article.

Racing is similar to HB in that it discards poorly performing HPCs early, and like HB it also needs to be combined with a sampling metaheuristic to initialize a race. Particularly well-suited for HPO are iterated races (López-Ibáñez et al., 2016), and we will use the terminology of that implementation to explain the main control parameters of IR. IR starts by racing down an initial population of randomly sampled HPCs. It then uses the surviving HPCs of the race to stochastically initialize the population of the subsequent race to focus on interesting regions of the search space.

Sampling is performed by first selecting a parent configuration λ among the N^{elite} survivors of the previous generation, according to a categorical distribution with probabilities $p_\lambda = 2(N^{\text{elite}} - r_\lambda + 1)/(N^{\text{elite}}(N^{\text{elite}} + 1))$, where r_λ is the rank of the configuration λ . A new HPC is then generated from this parent by mutating numeric HPs using a truncated normal distribution, always centered at the numeric HP value of the parent. Discrete parameters use a discrete probability distribution. This is visualized in Figure 9. The parameters of these distributions are updated as the optimization goes on: The standard deviation of the Gaussian is narrowed to enforce exploitation and convergence, and the categorical distribution is updated to more strongly favor the values of recent ancestors. IR is able to handle search spaces with dependencies by sampling HPCs that were inactive in a parent configuration from the initial (uniform) distribution.

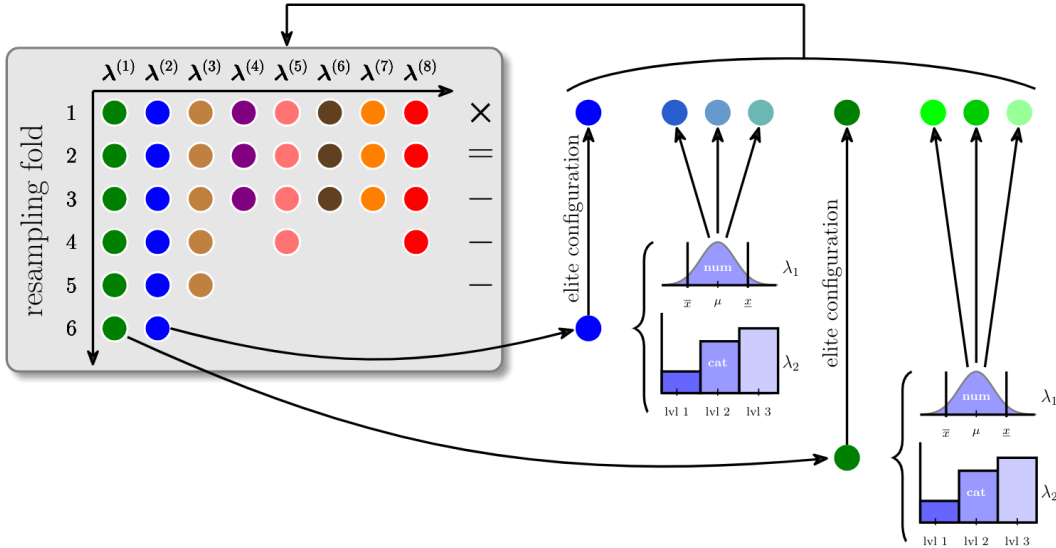


Figure 9: Scheme of the iterated racing algorithm (figure inspired by López-Ibáñez et al. (2016)).

IR has several control parameters that determine how the racing experiments are executed. We only describe the most important ones here; many of these have defaults set by the `irace` package based on heuristics. The budget parameter B (`maxExperiments` in `irace`) determines how many performance evaluations are to be executed in total, which coincides with the number of HPC evaluations on single holdout folds, and N^{iter} (`nbIterations`) determines the number of performed races, defaulting to $\lfloor 2 + \log_2 \dim(\tilde{\Lambda}) \rfloor$ (with $\dim(\tilde{\Lambda})$ the number of HPs being optimized). Within a race, each HPC is first evaluated on T^{first} (`firstTest`) folds before a first comparison test is made; subsequent tests are then made after every T^{each} (`eachTest`) evaluation. IR can be performed as *elitist*, which means surviving configurations from a generation are part of the next generation, otherwise, completely new individuals are sampled from the survivors and the survivors are discarded. The statistical test that discards individuals can be the Friedman test or the t -test (Birattari et al., 2002), the latter possibly with multiple testing correction. López-Ibáñez et al. (2016) recommend the Friedman test when performance values between folds are not commensurable, or when the tuning objective is an order statistic, and the t -test if the objective is the mean of a cost function.

3.3 HPO - a Bilevel Inference Perspective

As discussed in Section 3.1, HPO produces an approximately optimal HPC $\hat{\lambda}$ by optimizing it w.r.t. the resampled performance $c(\lambda) = \widehat{\text{GE}}(\mathcal{I}, \mathcal{J}, \rho, \lambda)$. This is still risk minimization w.r.t. (hyper)parameters, where we search for optimal parameters $\hat{\lambda}$ so that the risk of our predictor $\hat{f}_{\hat{\lambda}, \hat{\theta}}$ becomes minimal when measured on validation data via

$$\rho_L(\mathbf{y}, \mathbf{F}_{\hat{\lambda}, \hat{\theta}}) = \sum_{i=1}^m L(y^{(i)}, \mathbf{F}_{\hat{\lambda}, \hat{\theta}}^{(i)}),$$

where $\hat{f}_{\hat{\lambda}, \hat{\theta}} = \mathcal{I}(\mathcal{D}_{\text{train}}, \hat{\lambda})$ and $\mathbf{F}_{\hat{\lambda}, \hat{\theta}}$ is the prediction matrix of \hat{f} on validation data, for a pointwise loss function. The above is formulated for a single holdout split ($J_{\text{train}}, J_{\text{test}}$) in order to demonstrate the tight connection between (first level) risk minimization and HPO; (7) provides the generalization for arbitrary resampling with multiple folds. This is somewhat obfuscated and complicated by the fact that we cannot evaluate (7) in one go, but have to fit one or multiple models \hat{f} during its computation (hence also its black-box nature). It is useful to conceptualize this as bilevel inference mechanism: While in the first level the optimal parameters θ of the model f for a given HPC are inferred, in the second level we infer the optimal hyperparameters λ^* . However, conceptually we are doing the same on both levels, i.e., we are optimizing a risk function w.r.t. model parameters – in case of the second level, the generalization error – with the goal of finding an optimal model w.r.t. the data distribution at hand. An intuitive, alternative term for HPO is *second level inference* (Guyon et al., 2010), visualized in Figure 10.

This can also be interpreted as a game: In order to minimize the upper level objective $\widehat{\text{GE}}(\mathcal{I}, \mathcal{J}, \rho, \lambda)$ (the resampled generalization error) player “HPO” makes a move λ^+ , anticipating that player “ML” will react with move \hat{f} that minimizes the lower level objective $\mathcal{R}_{\text{emp}}(f)$ with $\hat{f} = \mathcal{I}(\mathcal{D}_{\text{train}}, \lambda^+)$.

There are mainly two reasons why such a bilevel optimization is preferable to a direct, joint risk minimization of parameters and HPs (Guyon et al., 2010):

- Usually learners are constructed in such a way that optimized (first-level) parameters can be more efficiently computed for fixed HPs, e.g., often the first level problem is convex,

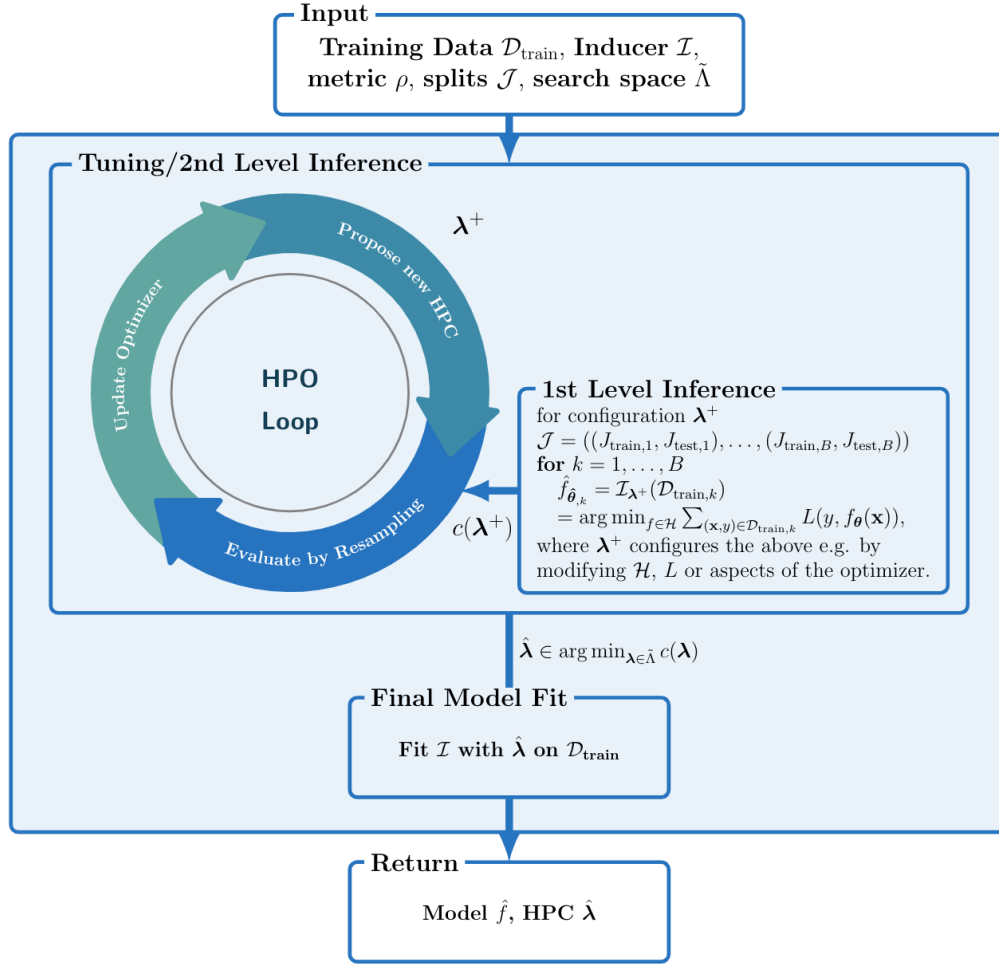


Figure 10: Self-Tuning learner with integrated HPO wrapped around the inducer.

while the joint problem is not.

- Since the generalization error is eventually optimized for the bilevel approach, the resulting model should be less prone to overfitting.

Thus, we can define a tuner $\mathcal{T}_{\mathcal{I}, \tilde{\Lambda}, \rho, \mathcal{J}} : \mathbb{D} \mapsto \mathcal{H}$ which maps a data set $\mathcal{D}_{\text{train}}$ to the optimal model $\hat{f}_{\hat{\lambda}, \hat{\theta}}$ for a specific resampling strategy \mathcal{J} defined on $\mathcal{D}_{\text{train}}$, an inducer \mathcal{I} , and a performance measure ρ for a search space $\tilde{\Lambda}$. This tuner can be identified as a learner itself, a mapping from data $\mathcal{D}_{\text{train}}$ to a model \hat{f} , or algorithmically as a training procedure made up of 2 steps (see Figure 10), where tuning is performed by resampling before a final model fit. This learner now has no, or at least less, HPs than the original and wrapped learner \mathcal{I} . This “self-tuning” learner \mathcal{T} “shadows” the tuned HPs of its search space $\tilde{\Lambda}$ and integrates their configuration into its (2 step) training procedure⁹. If such a learner is cross-validated, we naturally arrive at the concept

⁹It actually also adds new HPs, which are the control parameters of the HPO procedure.

of *nested CV* which is discussed in the following Section 3.4.

3.4 Nested Resampling and Meta-Overfitting

As discussed in Section 2.2, the evaluation of any (directly trained) learner should always be performed via resampling on independent test sets to ensure unbiased estimation of its generalization error. This is necessary because evaluating \hat{f} on the data set \mathcal{D} that was used for its construction would lead to an optimistic bias. In the general HPO problem (9), we already minimize this generalization error by resampling:

$$\hat{\lambda} \in \arg \min_{\lambda \in \tilde{\Lambda}} c(\lambda) = \arg \min_{\lambda \in \tilde{\Lambda}} \widehat{\text{GE}}(\mathcal{I}, \mathcal{J}, \rho, \lambda).$$

If we simply report the estimated $c(\hat{\lambda})$ value of the returned, best HPC, this estimator is optimistically biased as an estimator of the generalization error, as we have violated the fundamental “untouched test set” principle, and have optimized on the test set(s) instead.

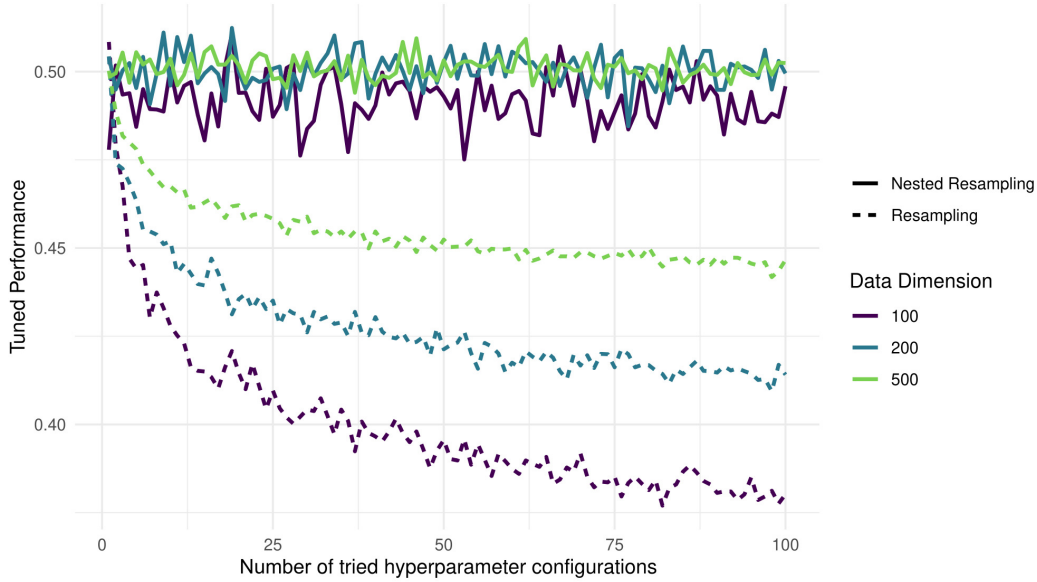


Figure 11: While nested resampling delivers correct results for the performance around 0.5, simple resampling results in a biased, optimistic estimator, especially on smaller data sets.

To get a better understanding for the necessity of an additional resampling step, we consider the following example in Figure 11 introduced by Bischl et al. (2012). Assume a balanced binary classification task and an inducer \mathcal{I}_λ which ignores the data, and hence also λ has no effect, but instead “predicts” the class labels in a balanced, but random manner. Such a learner always has a true misclassification error of $\text{GE}(\mathcal{I}, \lambda, n_{\text{train}}, \rho) = 0.5$ (using ρ_{CE} as metric) and any normal CV-based estimator will provide an approximately correct value, as long as our data set is not too small. We now “tune” this learner, for example, by random search – which is meaningless as λ has no effect. The more tuning iterations are performed, the more likely it becomes some model from our archive produces partially correct labels simply by random chance, and the (only randomly) “best” of these is selected by our tuner at the end. The more we tune, the smaller

our data set, the more variance our GE estimator exhibits, the more expressed this optimistic bias will be.

To avoid this bias, we introduce an additional outer resampling loop around this inner HPO-resampling procedure – or as discussed in Section 3.3 we simply regard this as cleanly cross-validating the self-tuned learner $\mathcal{T}_{\mathcal{I}, \hat{\lambda}, \rho, \mathcal{J}}$. This is called *nested resampling*, which is illustrated in Figure 12.

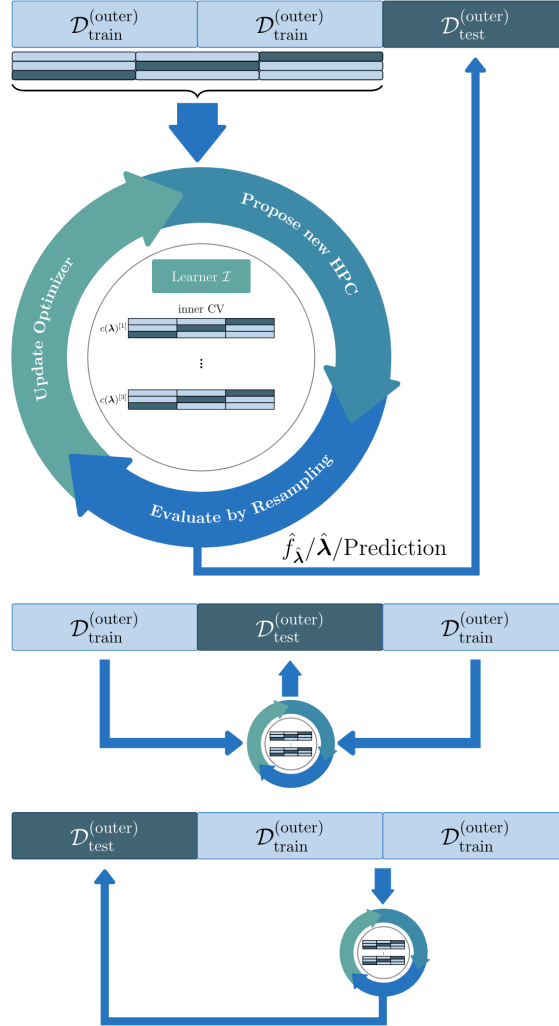


Figure 12: Nested CV with 3 inner and outer folds: each HPC is evaluated on an inner CV, while the resulting tuned model is evaluated on the outer test set.

The procedure works as follows: In the outer loop, an outer model-building or training set is selected, and an outer test set is cleanly set aside. Each proposed HPC λ^+ during tuning is evaluated via inner resampling on the outer training set. The best performing HPC $\hat{\lambda}$ returned by tuning is then used to fit a final model for the current outer loop on the outer training set, and this model is then cleanly evaluated on the test set. This is repeated for all outer loops and

all outer test performances are aggregated at the end.

Some further comments on this general procedure: (i) Any resampling scheme is possible on the inside and outside, and these schemes can be flexibly combined based on statistical and computational considerations. Nested CV and nested holdout are most common. (ii) Nested holdout is often called the *train-validation-test* procedure, with the respective terminology for the generated three data sets resulting from the 3-way split. (iii) Many users often wonder which “optimal” HPC $\hat{\lambda}$ they are supposed to report or study if nested CV is performed, with multiple outer loops, and hence multiple outer HPCs $\hat{\lambda}$. The answer is simple, and again the comparison to first level risk minimization from Section 3.3 is instructive: none of these HPCs. The formal goal of nested CV is simply to produce the performance distribution on outer test sets; the $\hat{\lambda}$ can be considered as the fitted hyperparameters of the self-tuned learner \mathcal{T} . As in first level inference, these learned hyperparameters in CV are considered temporary objects, which merely exist in order to estimate $\widehat{\text{GE}}(\mathcal{I}, \mathcal{J}, \rho, \lambda)$. If the parameters of a final model are of interest for further study, the inducer (here: \mathcal{T}) should be fitted one final time on the complete data set. This would imply a final tuning run on the complete data set for second level inference.

While nested resampling ensures unbiased outer evaluation of the HPO process, it does not help in avoiding a suboptimal selection of an HPC during HPO due to the same effect(s). Note, that in the example above, our inner error estimators were seriously biased, but our HPC selection was still not incorrect, as in this hypothetical scenario all configuration are equally bad. The effect of selecting a wrong HPC due to such an biased estimation, stochasticity or otherwise overfitting to the inner resampling has been called either overtuning, meta-overfitting or oversearching (Ng et al., 1997). At least parts of it seem directly related to the problem of multiple hypothesis testing, but it has not been analysed very well yet and not many counter measures are currently known, e.g., as regularization for inner risk minimization.

3.5 Threshold Tuning and Calibration

Most classifiers do not directly output class labels, but probabilities or real-valued decision scores, although some metrics require predicted class labels. A score is converted to a predicted label by comparing it to a threshold t so that $\hat{y} = [f(\mathbf{x}) \geq t]$, where we use the Iverson bracket $[]$ with $\hat{y} = 1$ if $f(\mathbf{x}) \geq t$ and $\hat{y} = 0$ otherwise. For binary classification the default thresholds are $t = 0.5$ for probabilities and $t = 0$ for scores. Depending on the used performance measure (c.f. Performance measures for classification based on class labels in Table 1) a different threshold t can be optimal. This can be seen easily in case of a cost measure where incorrect classification in different directions can be weighted very differently. In such cases the threshold will have a huge influence on the performance of a model and needs to be chosen carefully. The threshold t differs from other HPs since it can be varied in a post-processing step without having to retrain the model.

Threshold tuning (Sheng & Ling, 2006) is the practice of optimizing the classification threshold t for a given model to improve performance. As the threshold can be varied freely after a model has been built, it does not need to be tuned jointly with the remaining HPs. Instead, it can be optimized in a separate, subsequent and cheaper step for each proposed HPC λ^+ . After models have been fitted and prediction for all test sets have been obtained when $c(\lambda^+)$ is computed via resampling, the vector of joint test set scores \tilde{F} can be compared against the joint vector of test set labels \tilde{F} to optimize for an optimal threshold $\hat{t} = \arg \min_t \rho(\tilde{y}, [\tilde{F} \geq t])$, where the Iverson bracket is evaluated component-wise and $t \in [0, 1]$ for a binary probabilistic classifier and $t \in \mathbb{R}$ for a score classifier. Since t is scalar and evaluations are cheap, \hat{t} can

be found easily via a line search. This two-step approach ensures that every HPC is coupled with its optimal threshold. $c(\lambda^+)$ is then defined as the optimal performance value for λ^+ in combination with \hat{t} .

The procedure can be generalized to multi-class classification. Class probabilities or scores $\hat{\pi}_k(\mathbf{x})$, $k = 1, \dots, g$ are divided by threshold weights w_k , $k = 1, \dots, g$, and the k that yields the maximal $\frac{\hat{\pi}_k(\mathbf{x})}{w_k}$ is chosen as the predicted class label. The weights w_k , $k = 1, \dots, g$ are optimized in the same way as t in the binary case. Generally, threshold tuning can be performed jointly with any HPO algorithm. In practice, threshold tuning is implemented as a post-processing step of a machine learning pipeline (Sections 4.1 & 4.2).

Classifier calibration is similar to threshold tuning but instead of t , directly adapts the classification probabilities $\hat{\pi}_k(\mathbf{x})$, $k = 1, \dots, g$. A classifier is called *calibrated* when the predicted probability of each class matches the expected empirical frequency of that class (Friedman et al., 2000). In practice, many ML algorithms produce badly calibrated models, for example (boosted) regression trees (Niculescu-Mizil & Caruana, 2005). Calibration methods like *Logistic Correction* (Friedman et al., 2000), *Platt Scaling* (Platt, 1999), or *Isotonic Regression* (Zadrozny & Elkan, 2001, 2002) try to overcome this deficiency by changing the probabilities to match the empirical frequencies.

4 Pipelining, Preprocessing, and AutoML

ML typically involves several data transformation steps before a learner can be trained. If one or multiple preprocessing steps are executed successively, the data flows through a linear graph, also called pipeline. Subsection 4.1 explains why a pipeline forms an ML algorithm itself, and why its performance should be evaluated accordingly through resampling. Finally, Subsection 4.2 introduces the concept of flexible pipelines via hierarchical spaces.

4.1 Linear Pipelines

In the following, we will extend the HPO problem for a specific learner towards configuring a full pipeline including preprocessing. A *linear ML pipeline* is a succession of preprocessing methods followed by a learner at the end, all arranged as nodes in a linear graph. Each node acts in a very similar manner as the learner, and has an associated training and prediction procedure. During training, each node learns its parameters (based on the training data) and sends a potentially transformed version of the training data to its successor. Afterwards, a pipeline can be used to obtain predictions: The nodes operate on new data according to their model parameters. Figure 13 shows a simple example. Pipelines are important to properly embed the full model building procedure, including preprocessing, into cross-validation, so every aspect of the model is only inferred from the training data. This is necessary, as it is for basic ML, to avoid overfitting and biased performance evaluation (Bischl et al., 2012; Hornung et al., 2015). Obviously, as each node represents a configurable piece of code, each node can have hyperparameters and the HPs of the pipeline are simply the joint set of all HPs of its contained nodes. We can therefore model the whole pipeline as a single HPO problem with the combined search space $\tilde{\Lambda} = \tilde{\Lambda}_{\text{op},1} \times \dots \times \tilde{\Lambda}_{\text{op},k} \times \tilde{\Lambda}_{\mathcal{L}}$.

4.2 Operator Selection and AutoML

More flexible pipelining, and especially the selection of appropriate nodes in a data-driven manner via HPO can be achieved by representing our pipeline as a directed acyclic graph. Usually, this

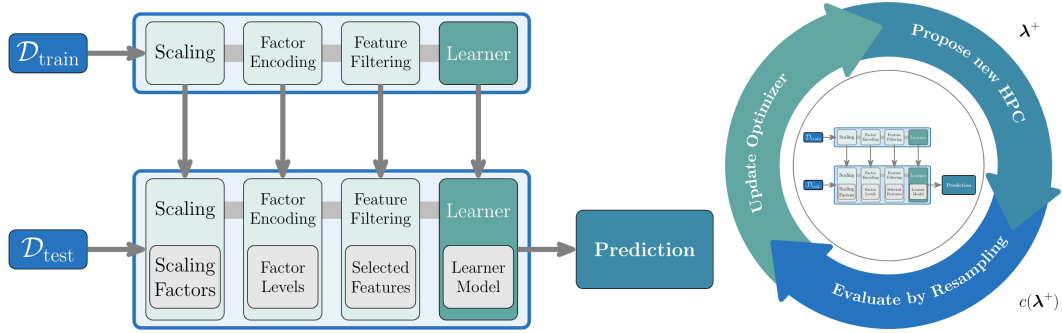


Figure 13: Example of a linear pipeline, including node parameters,

implies a single source node that accepts the original data and a single sink node that returns the predictions. Each node represents a preprocessing operation, a learner, a postprocessing operation, or a *directive* operation that directs how the data is passed to the child node(s).

One instance of such a pipeline is illustrated in Figure 14.

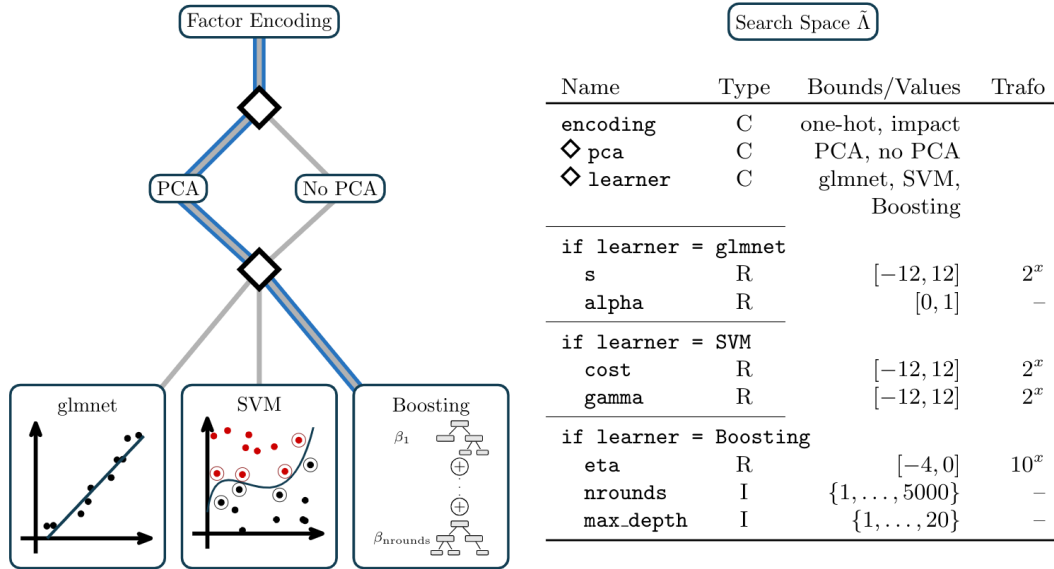


Figure 14: Example for a graph pipeline with operator selection via branches.

Here, we consider the choice between multiple mutually exclusive preprocessing steps, as well as the choice between different ML algorithms. Such a choice is represented by a branching operator, which can be configured through a categorical parameter and can determine the flow of the data, resulting in multiple “modeling paths” in our graph.

The hyperparameter space induced by a flexible pipeline is potentially more complex. Depending on the setting of the branching hyperparameter, different nodes and therefore different hyperparameters are active, resulting in a very hierarchical search space. If we build a graph which

includes a sufficiently large selection of preprocessing steps combined with sufficiently many ML models, the result can be flexible enough to work well on a large number of data sets – assuming it is correctly configured in a data-dependent manner. Combining such a graph with an efficient tuner is the key idea of AutoML (Feurer, Klein, et al., 2015; Mohr et al., 2018; Olson et al., 2016).

5 Practical Aspects of HPO

In this section we discuss practical aspects of HPO. Topics discussed here are less academic in nature than previous sections. Some of these recommendations are more “rules of thumb”, based solely on experience, while others are at least partially confirmed by empirical benchmarks – keeping in mind that empirical benchmarks are only as good as the selection of data sets. Even if a proper empirical study can not be cited for every piece of advice in this section, we still think that such a compilation is highly valuable for HPO beginners.

5.1 Choosing Resampling and Performance Metrics

A resampling procedure is usually chosen based on two fundamental properties of the available data: (i) the number of observations, i.e., to what degree do we face a small sample size situation, and (ii) whether the i.i.d. assumption for our data sampling process is violated.

For smaller data sets, e.g., $n < 500$, repeated k -fold-cross-validation with a high number of repetitions should be used to reduce the variance while keeping the pessimistic bias small (Bischl et al., 2012). The larger the data set, the fewer splits are necessary, so for data sets of “medium” size with $500 \leq n \leq 50000$, usually 5- or 10-fold CV is recommended, and beyond that, simple holdout might be sufficient. Note that even for large n , sample size problems can occur, for example, when data is imbalanced. In that case, repeated resampling might still be required to obtain properly accurate performance estimates. *Stratified* sampling, which ensures that the relative class frequencies for each train/test split are consistent with the original data set, helps in such a case.

One fundamental assumption about our data is that observations are i.i.d., i.e., $(\mathbf{x}^{(i)}, y^{(i)}) \stackrel{i.i.d.}{\sim} \mathbb{P}_{xy}$. This assumption is often violated in practice. A typical example are *repeated measurements*, where observations occur in “blocks” of multiple, correlated data, e.g., from different hospitals, cities or persons. In such a scenario, we are usually interested in the ability of the model to generalize to new blocks. We then need to perform CV with respect to blocks, e.g., “leave one block out”. A related problem occurs if data is collected sequentially over a period of time. In such a setting we are usually interested in how the model will generalize in the future, and the rolling or expanding window forecast must be used for evaluation (Bergmeir et al., 2018) instead of regular CV. Discussing these special cases is out of scope for this work, however.

In HPO, resampling must be defined on the inner, as well as outer, level of nested resampling. The outer level is simply regular ML evaluation, and all comments from above hold. We advise readers to study further material such as Japkowicz and Shah (2011). The inner level concerns the evaluation of $c(\lambda)$ through resampling during tuning. While the same general comments from above apply, in order to reduce runtime, repetitions can also be scaled down. We are not particularly interested in very accurate numerical performance estimates at the inner level, and only need to ensure that HPCs are properly ranked during tuning to ensure correct selection. It is quite difficult to translate this into concrete, practical advice. Often, when a 10-fold CV is applied on the outside due to sample size considerations, we use only 2 folds on the

inside or simple holdout. In general, controlling the number of resampling repetitions on the inside should be considered an aspect of the tuner, and probably be automated away from the user (without taking away flexible control in cases of i.i.d. violations, or other deviations from standard scenarios), but not many current tuners provide this, with racing being one of the attractive exceptions.

The choice of the performance measure should be informed by the desired implications that applying the model in the real world should have. Often, popular but simple measures, like accuracy, do not meet this requirement. Misclassification of different classes can imply different costs, for example, failing to detect an illness may have a higher associated cost than mistakenly admitting a person to the hospital. There exists a plethora of performance measures that try to emphasize different aspects of misclassification with respect to prediction probabilities and class imbalances (c.f. (Japkowicz & Shah, 2011) and many listed in Table 1). For other applications it might be necessary to design a performance measure from scratch or based on underlying business key performance indicators (KPIs).

While a further discussion of metrics is again out of scope for this article, two pieces of advice are in order. First, as HPO is black-box, no real constraints exist regarding the mathematical properties of ρ (or the associated outer loss). For first level risk minimization, we usually require differentiability and convexity of L , and if this is not fulfilled, we must approximate the KPI with a more convenient version. All ML frameworks also allow the optimization of custom losses, either regarding their mathematical definition or in their implementation. Second, for many applications it is quite unclear whether there is a single metric which captures all aspects of model quality in a balanced manner. In such cases, it can be preferable to optimize multiple measures simultaneously, resulting in a multi-criteria optimization problem (Horn & Bischl, 2016).

5.2 Choosing a Pipeline and Corresponding Search Space

For HPO, it is necessary to define the *search space* $\tilde{\Lambda}$ over which the optimization is to be performed. Its choice can have a large impact on the performance of the tuned model. A simple search space is a (lower dimensional) Cartesian product of individual hyperparameter sets that are either numeric (continuous or integer-valued) or categorical. Encoding categorical values as integers is a common mistake that degrades the performance of optimizers that rely on information about distances between HPCs, such as BO. The search intervals of numeric HPs typically need to be bounded within a region of plausibly well performing values for the given method and data set.

Many numeric HPs are often either bounded in a closed interval (e.g., $[0, 1]$) or bounded from below (e.g., $[0, \infty)$). The former can usually be tuned without modifications. HPs bounded by a left-closed interval should often be tuned on a *logarithmic* scale with a generous upper bound, because the influence of larger values is often diminishing. For example, the decision whether k -NN uses $k = 2$ vs. 3 neighbors will have a larger impact than whether it uses $k = 102$ vs. $k = 103$ neighbors. The logarithmic scale can either be defined in the tuning software or has to be set up manually by adjusting the algorithm to use *transformations*: If the desired range of the hyperparameter is $[a, b]$, the tuner optimizes on $[\log a, \log b]$, and any proposed value is transformed through an exponential function before it is passed to the ML algorithm. The logarithm and exponentiation need to refer to the same base here, but which base is chosen does not influence the tuning process.

The size of the search space will also have considerable influence on the quality of the resulting model and the necessary budget of HPO. If chosen too small, it may not contain a particularly

well-performing HPC. Choosing too wide hyperparameter intervals, or including inadequate HPs in the search space, can have an adverse effect on tuning outcomes in the given budget. If $\tilde{\Lambda}$ is simply too large, the optimizer has a harder time to find the optimum or promising regions within the given budget. Furthermore, restricting the bounds of an HP may be beneficial to avoid values that are a priori known to cause problems due to unstable behavior or large resource consumption. If multiple HPs lead to poor performance throughout a large part of their range, for example, by resulting in a degenerate ML model or a software crash, the fraction of the search space that leads to fair performance then shrinks exponentially in the number of HPs with this problem; a further manifestation of the *curse of dimensionality*.

Often one only wants to optimize a portion of the available HPs of a machine learning algorithm. If no prior knowledge from earlier experiments or expert knowledge exists, it is common practice to leave these HPs at their software package default values, under the assumption that the developers of the algorithm chose values that work well under a wide range of conditions. Probst et al. (2019) show that it is possible to find hyperparameter values that work well on average on a diverse portfolio of data sets, which they call “optimal defaults”, and to also learn tuning ranges based on meta-data. However, they emphasize that for some HPs, tuning generally yields performance gains.

It is possible to optimize several learning algorithms in combination, as described in Section 4.2, but this introduces hyperparameter dependencies. The question then arises which ML algorithms (or preprocessing operations) should be considered, since a large number of them exists. However, Fernández-Delgado et al. (2014) showed that in many cases, only a small but diverse set of learners is necessary to choose one that performs sufficiently well.

5.3 Choosing an HPO Algorithm

The number of HPs considered for optimization has a large influence on the difficulty of an HPO problem. Particularly large search spaces typically arise from optimizing over large pipelines or multiple learners (Section 4). With very few HPs (up to about 2-3) and well-working discretization, grid search may be useful because of its interpretable, deterministic, and reproducible nature; it is however not recommended beyond this (Bergstra & Bengio, 2012). BO with GPs work well for up to around 10 HPs. However, more HPs typically require more function evaluations which in turn is problematic runtime-wise since GPs scale cubically with the number of dimensions. BO with RFs have, on the other hand, been used successfully on search spaces with hundreds of HPs (Thornton et al., 2013) and can usually handle mixed hierarchical search spaces better. Pure sampling based methods, such as random search and Hyperband, work well even for very large hyperparameter spaces as long as the “effective” dimension, i.e., the number of HPs that have a large impact on performance, is low, which is often observed in ML models (Bergstra & Bengio, 2012). Evolutionary algorithms (and those using similar metaheuristics, such as racing) can also work with truly large search spaces, and even with search spaces of arbitrarily complex structure if one is willing to use non-custom mutation and crossover operators. Evolutionary algorithms may also require fewer objective evaluations than RS. They therefore occupy a middle ground between (highly complex, sample-efficient) BO and (very simple but possibly wasteful) RS.

Another property of algorithms that is especially relevant to practitioners with access to large computational resources is *parallelizability*, which is discussed in Subsection 5.6.2. HPO algorithms furthermore differ in their simplicity, both in terms of implementation and in terms of use, which can often have implications for their usefulness in practice. While more complex

optimization methods, such as those based on BO, are often more sample-efficient or have other desirable properties compared to simple methods, they also have more components which can fail (including the surrogate model to model the observations or the acquisition function to trade off exploration and exploitations). When performance evaluations are cheap and the search space is small, it may therefore be beneficial to fall back to simple and robust approaches such as random search or Hyperband or any tuner with minimal inference overhead. The availability of any implementation at all (and the quality of that implementation) is also important: There may be optimization algorithms based on beautiful theoretical principles that have a poorly maintained implementation or are based on out-of-date software. The additional cost of having to port an algorithm to the software platform being used, or even implement it from scratch, could be spent on running more evaluations with an existing algorithm.

One might wish to select an HPO algorithm that performed best on previous benchmarks. Unfortunately the situation is quite complex since there are many different scenarios, as we just learned. Therefore, benchmark results can only tell how well an algorithm works for a selected set of data sets, a predefined budget, specific parallelization, specific learners and search spaces. Extensive comparison studies are missing in the current literature. Efforts are made to establish unified benchmarks. Eggenberger et al., 2013 showed that (i) BO with GPs were a strong approach for small continuous spaces with few evaluations, (ii) Bayesian Optimization with Random Forests were well performing for mixed spaces with a few hundred evaluations, (iii) for large spaces and many evaluations, EAs were the best optimizers. ¹⁰

5.4 When to Terminate HPO

Choosing an appropriate budget for HPO or dynamically terminating HPO based on collected archive data is a difficult and not readily solved practical challenge. The user typically has these options: (i) A certain amount of runtime is specified before HPO is started, solely based on practical considerations and intuition. This is what currently happens nearly exclusively in practice. A simple rule-of-thumb might be scaling the budget of HPC evaluations with search space dimensionality in a linear fashion like $50 \times l$ or $100 \times l$, which would also define the number of full budget units in a multi-fidelity setup. The downside is that while it is usually simpler to define when a result is needed, it is nearly impossible to reason about whether this computational budget is enough to solve the HPO problem reasonably well. (ii) The user can set a lower bound regarding the required generalization error, i.e., what model quality is deemed good enough in order to put the resulting model to practical use. Obviously, if this lower bound is set too optimistically, the HPO process might never terminate or simply take too long. (iii) If during tuning, no (significant) progress is observed for a certain amount of time, HPO is considered to have converged or stagnated and stopped. This criterion bears the risk of terminating too early, especially for big and complex search spaces. And it is conceptually problematic, as it mainly makes sense for iterative, local optimizers and no HPO algorithm from this article falls into this class of algorithms, as all procedures contain a strong exploratory, global search component. This often implies that search performance can flatline for a longer time and then abruptly change. (iv) For BO, a small maximum value of the EI acquisition function (see Eq. 11) indicates that further progress is estimated to be unlikely (Jones et al., 1998). This criterion could even be combined with other, no-BO type tuners. It of course implies that the surrogate model is trustworthy enough for such an estimate, including its local uncertainty estimate. This is somewhat unlikely for large, complex search spaces. In practice, it's probably a good idea to set up a combination of all mentioned criteria, if possible, as an "and" or "or"

¹⁰<https://github.com/automl/HPOBench>

combination, with somewhat liberal thresholds to continue the optimization for (ii), (iii), (iv), (v), and an absolute bound on the maximal runtime for (i).

With many HPO tuners it is possible to continue the optimization even after it has been terminated. One can even use (part of) the archive as an initialization of the next HPO run, e.g., as initial design for BO or as the initial population for an ES.

Some methods, e.g., ES and under some circumstances BO, may get stuck in a subspace of the search space and fail to explore other regions. While some mitigations exist, such as interleaving proposed points with randomly generated points, there is always the possibility of re-starting the optimization from scratch multiple times, and selecting the best performance from the combined runs as the final result. While the decision about the termination criterion is always a matter of cost-benefit calculation (of potential increased performance against cost of additional evaluations) in itself, one should also consider the possibility for more local search strategies like ES that terminating early and restarting the optimization can be more cost-effective than letting a single optimization run continue for much longer. For more global samplers like BO and HB it is much less clear whether and how such an efficient restart work.

5.5 Warm-Starts

Hyperparameter optimization may require a lot of computational resources, since a large optimization search space may require many performance evaluations, and individual performance evaluations can also be very computationally expensive. One way to reduce the computational time are warm-starts, where information from previous experiments are used as a starting solution.

Warm-Starting Evaluations Certain model classes may offer specific methods that reduce the computational resources needed for training a single model by transferring model parameters from other, similar configurations that were already trained. Neural Networks with similar architectures can be initialized from trained networks to reduce training time, a concept known as weight sharing. Some neural architecture search algorithms are specifically designed to make use of this fact (Elsken et al., 2019).

Warm-Starting Optimization Many HPO algorithms do not take any input about the relative merit of different HPCs beyond box-constraints on the search space $\tilde{\Lambda}$. It is, however, often the case that some HPCs work relatively well on a large variety of data sets (Probst et al., 2019). At other times, HPO may have been performed on other problems that are similar to the problem currently being considered. In both cases, it is possible to warm-start the HPO process itself, for example by choosing the initial design as HPCs that have performed well in the past or are known to perform well in general (Lindauer & Hutter, 2018). Large systematic collections of HPC performance on different data sets, such as collected in Binder, Pfisterer, et al. (2020) or on OpenML (Van Rijn et al., 2013), can be used to build these initial designs (Pfisterer et al., 2021; Feurer, Klein, et al., 2015).

5.6 Control of Execution

Hyperparameter tuning is usually computationally expensive, and running optimization in parallel is one way to reduce the overall time needed for a satisfactory result. During parallelization, *computational jobs* (which can be arbitrary function calls) are mapped to a pool of *workers* (usually distributed among individual physical CPU cores, or remote computational nodes). In practice, a *parallelization backend* orchestrates starting up, shutting down and communication

with the workers. The achieved speedup can be proportional to the number of workers in ideal cases, but less than linear scaling is typically observed, depending on the algorithm being used (*Amdahl's law*, Rodgers, 1985). Besides parallelization, ensuring a fail-safe program flow is often also mandatory, and requires special care.

5.6.1 Job Hierarchy for HPO with Nested Resampling

HPO can be parallelized at different granularity or *parallelization levels*. These levels result from the nested loop which is outlined in Algorithm 3, and described in detail in the following (from coarse to fine granularity):

Algorithm 3: Nested resampling as nested loops.

```

1 foreach outer resampling iteration do
2   Initialize archive  $\mathcal{A} = \{\}$ ;
3   foreach tuning iteration do
4      $\{\lambda^{+,1}, \dots, \lambda^{+,n_{\text{batch}}}\} = \text{propose\_points}(\mathcal{A})$ ;
5     foreach  $i \in \{1, \dots, n_{\text{batch}}\}$  do
6        $c = \{\}$ ;
7       foreach inner resampling iteration do
8          $c = c \cup \text{eval}(\lambda^{+,i}, \mathcal{D}_{\text{inner\_train}}, \mathcal{D}_{\text{inner\_test}})$ ;
9       end
10       $\mathcal{A} = \mathcal{A} \cup (\lambda^{+,i}, \text{agr}(c))$ ;
11    end
12  end
13   $\lambda^* = \text{get\_best}(\mathcal{A})$ ;
14   $\text{eval}(\lambda^*, \mathcal{D}_{\text{train}}, \mathcal{D}_{\text{test}})$ ;
15 end

```

- (a) One iteration of the *outer resampling loop* (Line 1), i.e., tuning an ML algorithm on the respective training set of the outer resampling split. The result is the outer test set performance of the best HPC found and trained on the outer training set.
- (b) The execution of one *tuning iteration* (Line 3), i.e., the proposal and evaluation of a batch of new HPCs. The result is an updated optimization archive.
- (c) One *evaluation* of a single proposed HPC (Line 5), i.e., one inner resampling with configuration $\lambda^{+,i}$. The result is an aggregated performance score.
- (d) One iteration of the *inner resampling* loop (Line 7). The result is the performance score for a single inner train / test split.
- (e) The *model fit* for the evaluation of the model itself sometimes is also parallelizable (Line 8 and 14). For example, the individual trees of a random forest can be fitted independently and as such are an obvious target for parallelization.

Note that the k_{inner} resampling iterations created in (d) are independent between the n_{batch} HPC evaluations created in (c). Therefore, they form $n_{\text{batch}} \cdot k_{\text{inner}}$ independent jobs that can be executed in parallel.

An HPO problem can now be distributed to the workers in several ways. For example, if one wants to perform a 10-fold (outer) CV of *BO* that proposes one point per tuning iteration, with

a budget of 50 hyperparameter evaluations done via a 3-fold CV (inner resampling), one can decide to (i) spawn 10 parallel jobs (level (a)) with a long runtime once, or to (ii) spawn 3 parallel jobs (level (d)) with a short runtime 50 times.

Consider another example with an *evolutionary algorithm* running for 50 generations with an offspring size of 20. This translates to 50 tuning iterations with 20 HPC proposals per iteration. If this is evaluated using nested CV, with 10 outer and 3 inner resampling loops, then the parallelization options are: (i) spawn 10 parallel jobs with a long runtime once (level (a)), (ii) spawn 20 parallel jobs (level (c)) $10 \cdot 50$ times with a medium runtime, (iii) spawn 3 parallel jobs (level (d)) with a short runtime $10 \cdot 50 \cdot 20$ times, or (iv) spawn $20 \cdot 3 = 60$ parallel jobs (level (d) and (c) combined) with a short runtime $10 \cdot 50$ times.

5.6.2 Parallelizability

These examples demonstrate that the choice of the parallelization level also depends on the choice of the tuner. Parallelization for random search and grid search is so straight-forward that it is also called “embarrassingly parallel”, since all HPCs to evaluate can be determined in advance as they have only one (trivial) tuning iteration (level (b)). Algorithms based on iterations over batch proposals (EAs, BO, iterated racing, Hyperband) are limited in how many parallel workers they can use and profit from: they can be parallelized up to their (current) batch size, which is decreasing for HB and IR during a bracket/race. For BO, the situation looks very different, since by construction, it is a sequential algorithm with a batch size of 1. Multi-point proposals (see 3.2.3) need to be used to parallelize multiple configurations in each iteration (level (c)). Parallelization does not scale very well for this level, however. If possible, a different parallelization level should be chosen to achieve a similar speedup but avoid the problems of multi-point proposal.

Therefore, if a truly large number of parallel resources is available, then the best optimization method may be random search because of its relatively boundless parallelizability and low synchronization overhead. With fewer parallel resources, more efficient algorithms have a larger relative advantage.

5.6.3 Parallelization Tweaks

The more jobs generated, the more workers can be utilized in general, and the better the tuning tends to scale with available computational resources. However, there are some caveats and technical difficulties to consider. First, the process of starting a job, communicating the inputs to the worker, and communicating the results back, often comes with considerable overhead, depending on the parallelization backend being used. To maximize utilization and minimize overhead, some backends therefore allow chunking multiple jobs together into groups which are calculated sequentially on the workers. Second, whenever a batch of parallel jobs is started, the main process needs to wait for all of them to finish, which leads to *synchronization overhead* if nodes that finish early are left idling because they wait for longer running jobs to finish. This can be a particular problem for hyperparameter optimization, where it is likely that the jobs have heterogeneous runtimes. For example, fitting a boosting model with 10 iterations will be significantly faster than fitting a boosting model with 10,000 iterations. Unwittingly chunking many jobs together can exacerbate synchronization overhead and lead to a situation where most workers idle and wait for one worker to finish a relatively large chunk of jobs. While there are approaches to mitigate such problems, as briefly discussed in Section 3.2.3 for BO, it is often sufficient – as a rule of thumb – to aim for as many jobs as possible, as long as each individual job has an expected average runtime of ≥ 5 minutes. Additionally, randomizing the order of jobs can increase the utilization of search strategies such as grid search.

5.7 Benchmarking HPO Algorithms

While few well-designed large-scale benchmarks of HPO exist (Klein et al., 2019; Eggensperger et al., 2018; Eggensperger et al., 2013), there is still an ongoing endeavour of the community for better and more comprehensive studies. Usually tuners are compared on fixed sets of data sets and search spaces or cheaper approximations via empirical performance models / surrogates (Eggensperger et al., 2018). It is still unclear how an ideal and representative benchmark set for HPO might look like, that also enables efficient benchmarking.

Budget and Overhead For an unbiased comparison, it is mandatory that all tuners are granted the same budget. However, if the budget is defined by a fixed number evaluations, it is unclear how to count multi-fidelity evaluations and how to compare them against “regular” evaluations. We recommend to compare by wall-clock time, and to explicitly report overhead for model inference and point proposal.

Anytime Behavior In practice, it is unclear how long tuners will and should be run, so when benchmarking them, the performance of the optimization process should be considered at many different stages. To achieve that one should not (only) compare the final performance at the maximum budget, but rather compare the whole optimization traces from initialization to termination. Furthermore, tuning runs must be terminated if the wall-clock time is exceeded, which may leave the tuner in an undefined state, incapable of extracting a final result.

Parallelization The effect of parallelization has to be factored in¹¹. While some tuners scale linearly with the number of workers without a degradation in performance (e.g., grid search), other tuners (e.g., BO) show diminishing returns from too much parallelism. A fair comparison w.r.t. a time budget is also hampered by technical aspects like cache interference or difficult to control parallelization of the ML algorithms to tune.

5.8 Benchmarking ML Algorithms

Many scientists are not interested in comparing tuners, but rather ML models on a specific task or a certain domain. This comparison should be conducted in a fair and reproducible manner, making HPO an extremely important tool in such scenarios to avoid biased and misleading results due to misconfiguration of learners. HPO is still not commonly used enough here, as users might shun the additional complexity and runtime. A usual question in such a scenario is how to fairly set up the tuning effort for each learner and whether each learner should be optimized with the tuner. While this is a complex question which cannot be answered without considering the goals and details of the comparison at hand, we nevertheless make the following recommendations: In many such scenarios users mainly care about the predictive performance of the compared learner classes. We therefore think that learners can receive a different budget, potentially measured in number of function evaluations, and linearly scaled with number of tuned parameters (see Section 5.4), and even different tuners could be used, if appropriate. But any such differences should be clearly reported and argued for, and specifically a higher tuning effort of any learner should be transparently reported and critically discussed.

5.9 Multi-criteria, Sparseness, and Interpretability

Until now we only considered the scenario of having one well-defined metric for predictive performance available to guide HPO. In practical applications, there is often an unknown trade-off

¹¹At least if the budget is defined by available wall-clock time

between multiple metrics at play, even when only considering predictive performance (e.g., consider an imbalanced multiclass task with unknown misclassification costs), and additionally there often exists an inherent preference towards simple, interpretable, efficient, and sparse solutions. Such solutions are easier to debug, deploy and maintain, as well as assist in overcoming the “last-mile” problem of integrating ML systems in business workflows (Chui et al., 2018). Since the optimal trade-off between predictive performance and simplicity is usually unknown a-priori, an attractive approach is multi-criteria HPO, in order to learn the HPCs of all Pareto optimal trade-offs (Horn & Bischl, 2016; Binder, Moosbauer, et al., 2020). Such multi-criteria approaches introduce a variety of additional challenges for HPO that go beyond the scope of this paper. A practical alternative is to construct a manual sequence of preferred models of increasing complexity, to separately tune them and compare their performance. Then an informed choice can be made how much additional complexity is acceptable for a certain amount of improved predictive performance. Hastie et al. (2009) suggest the “one-standard-error rule” and use the simplest model within one standard error of the performance of the best model. The specific sequence of learners will differ for each use/case but might look something like this: (1) linear model with only a single feature or tree stump, (2) L1/L2 regularized linear model or a CART tree, (3) component-wise boosting of a GAM, (4) random forest, (5) gradient tree boosting, and (6) full AutoML search space with pipelines. If even more focus is put on predictive performance (multi-level), stacking of a diverse set of models can give a final, often rather small, boost (Wolpert, 1992). Recently, model distillation approaches have been proposed to extract a simple(r) model from a complex ensemble (Fakoor et al., 2020).

6 Related Problems

Besides HPO, many related scientific fields exist which on an abstract level face very similar problems and nowadays resort to very similar techniques as covered in this overview. Although detailed coverage of these related areas is out of scope for this paper, we nevertheless briefly summarize and compare them to HPO.

Neural Architecture Search (NAS) A specific type of HPO is neural architecture search (Elsken et al., 2019), where the task is to find a well-performing architecture of a deep neural network for a given data set. Although NAS can also be formulated as a HPO problem, e.g., (Zimmer et al., 2021), it is usually approached as a bi-level optimization problem that can be simultaneously solved while training the neural network (Liu et al., 2019). Although it is common practice to optimize architecture and HPCs in sequence, recent evidence exists that they should be jointly optimized (Zela et al., 2018; Lindauer & Hutter, 2020).

Algorithm Selection and Traditional Meta-Learning In HPO, we actively *search* for a well-performing HPC. However in algorithm selection (Rice, 1976), a meta-learning model is trained offline on meta-data how different algorithms (or HPCs) performed on different data sets (Bischl et al., 2016). While this allows to predict a model class and/or a configuration for a new data set without any time investment, in practice these meta-models are rarely sufficiently accurate, and modern approaches use them mainly to warmstart HPO (Feurer, Springenberg, et al., 2015) in a hybrid manner.

Algorithm Configuration (AC) AC is the general task to search for a well-performing parameter configuration of an arbitrary algorithm for a given, finite, arbitrary set of problem instances,

whose performance per instance can be quantified by some scoring metric (Hutter et al., 2006). Usually, this performance can only be accessed empirically in a black-box manner, and comes at the cost of running this algorithm. This is sometimes called offline configuration for a set of instances, and the obtained configuration is then kept fixed for all future problem instances from the same domain; but algorithms can also be configured per instance. AC is much broader than HPO, and has a particularly rich history regarding the configuration of discrete optimization solvers (Xu et al., 2008). In HPO, we typically search for a well-performing HPC *on a single data set*, which can be seen as a case of per-instance configuration. The case of finding optimal pipelines or default configuration (Pfisterer et al., 2021) across a larger domain of ML tasks is much closer to traditional AC across sets of instances. The field of AutoML as introduced in Section 4 originally stems from AC and was initially introduced as the *Combined Algorithm Selection and Hyperparameter Optimization* (CASH) problem (Thornton et al., 2013).

Dynamic Algorithm Configuration In HPO (and AC), we assume that the HPC is chosen *once* for the entire training of an ML model. However, many HPs can actually be adapted while training. A well-known example is the learning rate of neural network optimizer, which might be adapted via heuristics (Kingma & Ba, 2015) or pre-defined schedules (Loshchilov & Hutter, 2017). However, both are potentially sub-optimal. A more adaptive view on HPO is called dynamic algorithm configuration (Biedenkapp et al., 2020). This allows a policy to be learned (e.g., based on reinforcement learning) for mapping a state of the learner to an HPC, e.g., the learning rate (Daniel et al., 2016). We note that dynamic algorithm configuration is a generalization of algorithm selection and configuration (and thus HPO) (Speck et al., 2021).

Learning to Learn and to Optimize Chen et al. (2017) and K. Li and Malik (2017) went one step further and proposed to replace entire components of learners and optimizers. For example, Chen et al. (2017) proposed to use a LSTM to learn how to update the weights of a neural network. In contrast, K. Li and Malik (2017) applied reinforcement learning to learn where to sample next in black-box optimization such as HPO. Both try to learn these meta-learners on diverse sets of applications. While it is already non-trivial to select an HPO algorithm for a given problem, such meta-learning approaches face the even harder challenge to generalize to new (previously unseen) tasks.

7 Conclusion and Open Challenges

This paper provided an overview of the fundamental concepts and algorithms for HPO in ML. Although HPO can be applied to a single ML algorithm, state-of-the-art systems typically optimize the entire predictive pipeline, including pre-processing, model selection and post-processing. By using a structured search space, even complex optimization tasks can be efficiently optimized by HPO techniques. This final section now outlines several open challenges in HPO, which we deem particularly important.

General vs. Narrow HPO Frameworks For applying HPO in practice, there is a choice between building an HPO tool which can handle many tasks (such as auto-sklearn (Feurer, Klein, et al., 2015)) and a tool specialized for few and narrow-focused tasks. The former has the advantage that it can be applied more flexibly, but comes with the disadvantages that (i) it requires more development time to set it up once and (ii) that the search space is larger such that the efficiency might be sub-optimal compared to a task-specific approach. The latter has

the advantage that a more specialized search space can lead to a higher efficiency on a specific task, but might not be applicable to a different task.

Interactive HPO It is still unclear how HPO tools can be fully integrated into the exploratory and prototype-driven workflow of data scientists and ML experts. On the one hand, it is desirable to support these experts in tuning hyperparameters to avoid this tedious and error-prone task. On the other hand, this can lead to lengthy periods of waiting, which interrupt the workflow of the data scientist, ranging from a few minutes on smaller data sets and simpler search spaces, or for hours or even days for large-scale data and complex pipelines. Therefore, it is an open problem how HPO approaches can be designed so that users can monitor progress in an efficient and transparent manner and to enable interactions with a running HPO tool in case the desired progress or solutions are not achieved.

Time-Efficient HPO for truly expensive tasks For many applications, especially in the field of natural language processing, model training itself has already become prohibitively expensive. HPO for such computationally extremely expensive tasks is infeasible even with efficient approaches like BO and multitidelity variants. On the other hand, such models rarely have to be trained from scratch, and transfer learning or few-shot learning is applied. This allows cost-effective applications of these models without incredibly expensive training, but only allows a very limited amount of HPO.

Overtuning and Regularization for HPO As discussed in 3.4, long HPO runs can lead to biased performance estimators which in the end can also lead to wrong HPC selection. It seems plausible that this effect is exacerbated the smaller the data and the less iterations of resampling the user configured.¹² It seems even more plausible that better testing of results (on even more separate validation data) can mitigate or resolve the issue, but this makes data usage even less efficient in HPO as we are already operating with 3-ways splits. HPO tools should probably control resampling in a more intelligent manner, increasing the number of folds more and more, the longer the tuning process runs, but how to set up such a schedule in an ideal manner seems to be an under-explored issue.

Interpretability of HPO Process Many HPO approaches mainly return a well-performing HPC and leave users without insights into decisions of the optimization process. Not all data scientists trust the outcome of an AutoML system due to the lack of transparency (Drozda et al., 2020). Consequently, they might not deploy an AutoML model despite all performance gains. In addition, larger performance gains could potentially be generated (especially by avoiding meta-configuration problems of HPO) if a user is presented with a better understanding of the functional landscape of the objective $c(\lambda)$, the sampling evolution of the HPO algorithm, importance of hyperparameters or their effects on the resulting performance. Hence in future work, HPO should be combined with tools from design and analysis of computer experiments, interpretable ML and sensitivity analysis more often.

Optimizing for Interpretable Models A different challenge regarding interpretability is to bias the HPO process towards more interpretable models and return them if their predictive performance is not significantly and/or relevantly worse than that of a less understandable

¹²Issues like imbalance of a classification task and non-standard resampling and evaluation metrics can complicate this matter further.

model. We already touched on this point in 5.9. To integrate the search for interpretable models into HPO, it would be beneficial if the interpretability of an ML model could be quantitatively measured. This would allow direct optimization against such a metric (Molnar et al., 2019).

HPO Beyond Supervised Learning This paper discussed HPO for supervised ML. Most algorithms from other sub-fields of ML such as clustering (unsupervised) or anomaly detection (semi- or unsupervised) are also configurable by HPs. In these settings, the HPO techniques discussed in this paper can hardly be used effectively since performance evaluation via a single metric is much less reliable, which also exacerbates the problem of oversearching.

Nevertheless, HPO is ready to be used. With the seminal paper by Bergstra and Bengio (2012), HPO again gained a lot of attention in the last decade. It sparked tremendous progress both in terms of efficiency and in applicability of HPO. These days, there are many HPO packages in various programming languages readily available that allow easy application of HPO to a large variety of problems.

Funding Resources

The authors of this work take full responsibilities for its content. This work was partly supported by Deutsche Forschungsgemeinschaft (DFG) within the Collaborative Research Center SFB 876, A3; the German Federal Ministry of Education and Research (BMBF) under Grant No. 01IS18036A; and the Bavarian Ministry for Economic Affairs, Infrastructure, Transport and Technology through the Center for Analytics-Data-Applications (ADA-Center) within the framework of "BAYERN DIGITAL II".

Acknowledgments

We would like to thank Prof. Dr. Eyke Hüllermeier (Ludwig-Maximilians University Munich) and Prof. Dr. Lars Kothoff (University of Wyoming) for their valuable feedback on the manuscript.

References

- Antonov, I. A., & Saleev, V. (1979). An economic method of computing LP_T -sequences. *USSR Computational Mathematics and Mathematical Physics*, 19(1), 252–256.
- Balandat, M., Karrer, B., Jiang, D. R., Daulton, S., Letham, B., Wilson, A. G., & Bakshy, E. (2020). BoTorch: A Framework for Efficient Monte-Carlo Bayesian Optimization. In H. Larochelle, M. Ranzato, R. Hadsell, M. F. Balcan, & H. Lin (Eds.), *Advances in Neural Information Processing Systems*.
- Bellman, R. E. (2015). *Adaptive Control Processes*. Princeton University Press.
- Bengio, Y., & Grandvalet, Y. (2004). No unbiased estimator of the variance of k-fold cross-validation. *Journal of Machine Learning Research*, 5(Sep), 1089–1105.
- Bergmeir, C., Hyndman, R. J., & Koo, B. (2018). A note on the validity of cross-validation for evaluating autoregressive time series prediction. *Computational Statistics & Data Analysis*, 120, 70–83.
- Bergstra, J., & Bengio, Y. (2012). Random Search for Hyper-Parameter Optimization. *Journal of Machine Learning Research*, 13(10), 281–305.
- Beyer, H.-G., & Schwefel, H.-P. (2002). Evolution strategies - A comprehensive introduction. *Natural Computing*, 1, 3–52.

- Beyer, H.-G., & Sendhoff, B. (2006). Evolution Strategies for Robust Optimization. *2006 IEEE International Conference on Evolutionary Computation*, 1346–1353.
- Biedenkapp, A., Bozkurt, H. F., Eimer, T., Hutter, F., & Lindauer, M. (2020). Dynamic Algorithm Configuration: Foundation of a New Meta-Algorithmic Framework. In G. D. Giacomo, A. Catala, B. Dilkina, M. Milano, S. Barro, A. Bugarin, & J. Lang (Eds.), *ECAI 2020 - 24th European Conference on Artificial Intelligence, 29 August-8 September 2020, Santiago de Compostela, Spain, August 29 - September 8, 2020 - Including 10th Conference on Prestigious Applications of Artificial Intelligence (PAIS 2020)* (pp. 427–434). IOS Press.
- Binder, M., Moosbauer, J., Thomas, J., & Bischl, B. (2020). Multi-objective hyperparameter tuning and feature selection using filter ensembles. *Proceedings of the 2020 Genetic and Evolutionary Computation Conference*, 471–479.
- Binder, M., Pfisterer, F., & Bischl, B. (2020). Collecting Empirical Data About Hyperparameters for Data Driven AutoML. *Proceedings of the 7th ICML Workshop on Automated Machine Learning (AutoML 2020)*.
- Birattari, M., Stützle, T., Paquete, L., & Varrentrapp, K. (2002). A Racing Algorithm for Configuring Metaheuristics. *Proceedings of the 4th Annual Conference on Genetic and Evolutionary Computation*, 11–18.
- Birattari, M., Yuan, Z., Balaprakash, P., & Stützle, T. (2010). F-Race and iterated F-Race: An overview. In T. Bartz-Beielstein, M. Chiarandini, L. Paquete, & M. Preuss (Eds.), *Experimental methods for the analysis of optimization algorithms* (pp. 311–336). Springer Berlin Heidelberg.
- Bischl, B., Mersmann, O., Trautmann, H., & Weihs, C. (2012). Resampling Methods for Meta-Model Validation with Recommendations for Evolutionary Computation. *Evolutionary Computation*, 20(2), 249–275.
- Bischl, B., Kerschke, P., Kotthoff, L., Lindauer, M., Malitsky, Y., Fréchette, A., Hoos, H. H., Hutter, F., Leyton-Brown, K., Tierney, K., & Vanschoren, J. (2016). ASlib: A benchmark library for algorithm selection. *Artif. Intell.*, 237, 41–58.
- Bischl, B., Wessing, S., Bauer, N., Friedrichs, K., & Weihs, C. (2014). MOI-MBO: Multiobjective Infill for Parallel Model-Based Optimization. *Learning and Intelligent Optimization Conference*, 173–186.
- Bossek, J., Doerr, C., & Kerschke, P. (2020). Initial Design Strategies and Their Effects on Sequential Model-Based Optimization: An Exploratory Case Study Based on BBOB. *Proceedings of the 2020 Genetic and Evolutionary Computation Conference*, 778–786.
- Boulesteix, A.-L., Strobl, C., Augustin, T., & Daumer, M. (2008). Evaluating microarray-based classifiers: an overview. *Cancer Informatics*, 6, 77–97.
- Chen, Y., Hoffman, M. W., Colmenarejo, S. G., Denil, M., Lillicrap, T. P., Botvinick, M., & de Freitas, N. (2017). Learning to Learn without Gradient Descent by Gradient Descent. In D. Precup & Y. W. Teh (Eds.), *Proceedings of the 34th International Conference on Machine Learning, ICML 2017, Sydney, NSW, Australia, 6-11 August 2017* (pp. 748–756). PMLR.
- Chevalier, C., & Ginsbourger, D. (2013). Fast Computation of the Multi-Points Expected Improvement with Applications in Batch Selection. *Learning and Intelligent Optimization*, 59–69.
- Chui, M., Manyika, J., Miremadi, M., Henke, N., Chung, R., Nel, P., & Malhotra, S. (2018). Notes from the AI frontier: Insights from hundreds of use cases. *McKinsey Global Institute*.

- Coello Coello, C. A., Lamont, G. B., & Van Veldhuizen, D. A. (2007). *Evolutionary algorithms for solving multi-objective problems*. Springer.
- Daniel, C., Taylor, J., & Nowozin, S. (2016). Learning Step Size Controllers for Robust Neural Network Training. In D. Schuurmans & M. P. Wellman (Eds.), *Proceedings of the Thirtieth AAAI Conference on Artificial Intelligence, February 12-17, 2016, Phoenix, Arizona, USA* (pp. 1519–1525). AAAI Press.
- Drozdal, J., Weisz, J. D., Wang, D., Dass, G., Yao, B., Zhao, C., Muller, M. J., Ju, L., & Su, H. (2020). Trust in AutoML: exploring information needs for establishing trust in automated machine learning systems. In F. Paternò, N. Oliver, C. Conati, L. D. Spano, & N. Tintarev (Eds.), *IUI '20: 25th International Conference on Intelligent User Interfaces, Cagliari, Italy, March 17-20, 2020* (pp. 297–307). ACM.
- Eggersperger, K., Feurer, M., Hutter, F., Bergstra, J., Snoek, J., Hoos, H., & Leyton-Brown, K. (2013). Towards an empirical foundation for assessing bayesian optimization of hyperparameters. *NIPS workshop on Bayesian Optimization in Theory and Practice*, 10, 3.
- Eggersperger, K., Lindauer, M., Hoos, H. H., Hutter, F., & Leyton-Brown, K. (2018). Efficient benchmarking of algorithm configurators via model-based surrogates. *Mach. Learn.*, 107(1), 15–41.
- Elsken, T., Metzen, J. H., & Hutter, F. (2019). Neural Architecture Search: A Survey. *Journal of Machine Learning Research*, 20(55), 1–21.
- Eriksson, D., Pearce, M., Gardner, J., Turner, R. D., & Poloczek, M. (2019). Scalable Global Optimization via Local Bayesian Optimization. *Advances in Neural Information Processing Systems*, 5496–5507.
- Escalante, H. J., Montes, M., & Sucar, L. E. (2009). Particle swarm model selection. *Journal of Machine Learning Research*, 10(2).
- Fakoor, R., Mueller, J. W., Erickson, N., Chaudhari, P., & Smola, A. J. (2020). Fast, Accurate, and Simple Models for Tabular Data via Augmented Distillation. *Advances in Neural Information Processing Systems*, 33.
- Fernández-Delgado, M., Cernadas, E., Barro, S., & Amorim, D. (2014). Do We Need Hundreds of Classifiers to Solve Real World Classification Problems? *The Journal of Machine Learning Research*, 15(1), 3133–3181.
- Feurer, M., Klein, A., Eggersperger, K., Springenberg, J. T., Blum, M., & Hutter, F. (2015). Efficient and Robust Automated Machine Learning. *Proceedings of the 28th International Conference on Neural Information Processing Systems - Volume 2*, 2755–2763.
- Feurer, M., Springenberg, J. T., & Hutter, F. (2015). Initializing Bayesian Hyperparameter Optimization via Meta-Learning. In B. Bonet & S. Koenig (Eds.), *Proceedings of the Twenty-Ninth AAAI Conference on Artificial Intelligence, January 25-30, 2015, Austin, Texas, USA* (pp. 1128–1135). AAAI Press.
- Friedman, J., Hastie, T., & Tibshirani, R. (2000). Additive logistic regression: a statistical view of boosting (with discussion and a rejoinder by the authors). *The Annals of Statistics*, 28(2), 337–407.
- Ginsbourger, D., Le Riche, R., & Carraro, L. (2010). Kriging Is Well-Suited to Parallelize Optimization. In Y. Tenne & C.-K. Goh (Eds.), *Computational Intelligence in Expensive Optimization Problems* (pp. 131–162). Springer Berlin Heidelberg.
- Guyon, I., Saffari, A., Dror, G., & Cawley, G. (2010). Model selection: Beyond the Bayesian/frequentist divide. *The Journal of Machine Learning Research*, 11(3), 61–87.
- Hancock, J. T., & Khoshgoftaar, T. M. (2020). Survey on categorical data for neural networks. *Journal of Big Data*, 7(1).

- Hastie, T., Tibshirani, R., & Friedman, J. (2009). *The elements of statistical learning: data mining, inference, and prediction*. Springer Science & Business Media.
- He, X., Zhao, K., & Chu, X. (2021). AutoML: A survey of the state-of-the-art. *Knowledge-Based Systems*, 212, 106622.
- Hennig, P., & Schuler, C. J. (2012). Entropy Search for Information-Efficient Global Optimization. *Journal of Machine Learning Research*, 13(6), 1809–1837.
- Hernández-Lobato, D., Hernandez-Lobato, J., Shah, A., & Adams, R. (2016). Predictive entropy search for multi-objective bayesian optimization. *International Conference on Machine Learning*, 1492–1501.
- Horn, D., & Bischl, B. (2016). Multi-objective parameter configuration of machine learning algorithms using model-based optimization. *2016 IEEE symposium series on computational intelligence (SSCI)*, 1–8.
- Hornung, R., Bernau, C., Truntzer, C., Wilson, R., Stadler, T., & Boulesteix, A.-L. (2015). A measure of the impact of CV incompleteness on prediction error estimation with application to PCA and normalization. *BMC Medical Research Methodology*, 15, 95.
- Hutter, F., Hamadi, Y., Hoos, H. H., & Leyton-Brown, K. (2006). Performance prediction and automated tuning of randomized and parametric algorithms. *International Conference on Principles and Practice of Constraint Programming*, 213–228.
- Hutter, F., Hoos, H. H., & Leyton-Brown, K. (2011). Sequential model-based optimization for general algorithm configuration. In C. A. Coello Coello (Ed.), *International conference on learning and intelligent optimization* (pp. 507–523). Springer.
- Hutter, F., Hoos, H. H., & Leyton-Brown, K. (2012). Parallel Algorithm Configuration. In Y. Hamadi & M. Schoenauer (Eds.), *Learning and Intelligent Optimization* (pp. 55–70). Springer Berlin Heidelberg.
- Hutter, F., Hoos, H. H., Leyton-Brown, K., & Stützle, T. (2009). ParamLLS: An Automatic Algorithm Configuration Framework. *J. Artif. Intell. Res.*, 36, 267–306.
- Jamieson, K., & Talwalkar, A. (2016). Non-stochastic Best Arm Identification and Hyperparameter Optimization. *Proceedings of the 19th International Conference on Artificial Intelligence and Statistics (AISTATS)*, 240–248.
- Japkowicz, N., & Shah, M. (2011). *Evaluating Learning Algorithms: A Classification Perspective*. Cambridge University Press.
- Jones, D. R. (2001). A Taxonomy of Global Optimization Methods Based on Response Surfaces. *Journal of Global Optimization*, 21(4), 345–383.
- Jones, D. R. (2009). Direct Global Optimization Algorithm. *Encyclopedia of optimization*, 1(1), 431–440.
- Jones, D. R., Schonlau, M., & Welch, W. J. (1998). Efficient Global Optimization of Expensive Black-Box Functions. *Journal of Global Optimization*, 13(4), 455–492.
- Kingma, D. P., & Ba, J. (2015). Adam: A Method for Stochastic Optimization. In Y. Bengio & Y. LeCun (Eds.), *3rd International Conference on Learning Representations, ICLR 2015, San Diego, CA, USA, May 7-9, 2015, Conference Track Proceedings*.
- Klein, A., Dai, Z., Hutter, F., Lawrence, N., & Gonzalez, J. (2019). Meta-surrogate benchmarking for hyperparameter optimization. *Advances in Neural Information Processing Systems*, 32, 6270–6280.
- Klein, A., Falkner, S., Bartels, S., Hennig, P., & Hutter, F. (2017). Fast bayesian optimization of machine learning hyperparameters on large datasets. In A. Singh & J. Zhu (Eds.), *Proceedings of the 20th International Conference on Artificial Intelligence and Statistics* (pp. 528–536). PMLR.

- Kohavi, R. (1995). A study of cross-validation and bootstrap for accuracy estimation and model selection. *International Joint Conference on Artificial Intelligence (IJCAI)*, 1137–1143.
- Kohavi, R. et al. (1995). A study of cross-validation and bootstrap for accuracy estimation and model selection. *Ijcai*, 14(2), 1137–1145.
- Lang, M., Kotthaus, H., Marwedel, P., Weihs, C., Rahnenführer, J., & Bischl, B. (2015). Automatic model selection for high-dimensional survival analysis. *Journal of Statistical Computation and Simulation*, 85(1), 62–76.
- Li, K., & Malik, J. (2017). Learning to Optimize. *5th International Conference on Learning Representations, ICLR 2017, Toulon, France, April 24–26, 2017, Conference Track Proceedings*.
- Li, L., Jamieson, K., DeSalvo, G., Rostamizadeh, A., & Talwalkar, A. (2018). Hyperband: A Novel Bandit-Based Approach to Hyperparameter Optimization. *Journal of Machine Learning Research*, 18(185), 1–52.
- Li, R., Emmerich, M. T., Eggermont, J., Bäck, T., Schütz, M., Dijkstra, J., & Reiber, J. H. (2013). Mixed integer evolution strategies for parameter optimization. *Evolutionary Computation*, 21(1), 29–64.
- Lindauer, M., & Hutter, F. (2018). Warmstarting of Model-Based Algorithm Configuration. *Proceedings of the AAAI Conference on Artificial Intelligence*, 32(1).
- Lindauer, M., & Hutter, F. (2020). Best Practices for Scientific Research on Neural Architecture Search. *Journal of Machine Learning Research*, 21(243), 1–18.
- Liu, H., Simonyan, K., & Yang, Y. (2019). DARTS: Differentiable Architecture Search. *7th International Conference on Learning Representations, ICLR 2019, New Orleans, LA, USA, May 6–9, 2019*.
- López-Ibáñez, M., Dubois-Lacoste, J., Pérez Cáceres, L., Stützle, T., & Birattari, M. (2016). The irace package: Iterated Racing for Automatic Algorithm Configuration. *Operations Research Perspectives*, 3, 43–58.
- Loshchilov, I., & Hutter, F. (2017). SGDR: Stochastic Gradient Descent with Warm Restarts. *5th International Conference on Learning Representations, ICLR 2017, Toulon, France, April 24–26, 2017, Conference Track Proceedings*.
- Maron, O., & Moore, A. W. (1994). Hoeffding races: Accelerating model selection search for classification and function approximation. *Advances in Neural Information Processing Systems*, 6, 59–66.
- McIntire, M., Ratner, D., & Ermon, S. (2016). Sparse Gaussian Processes for Bayesian Optimization. *Proceedings of the Thirty-Second Conference on Uncertainty in Artificial Intelligence*, 517–526.
- McKay, M., Beckman, R., & Conover, W. (1979). Comparison of Three Methods for Selecting Values of Input Variables in the Analysis of Output from a Computer Code. *Technometrics*, 21(2), 239–245.
- Mohr, F., Wever, M., & Hüllermeier, E. (2018). ML-Plan: Automated machine learning via hierarchical planning. *Machine Learning*, 107(8–10), 1495–1515.
- Molnar, C., Casalicchio, G., & Bischl, B. (2019). Quantifying model complexity via functional decomposition for better post-hoc interpretability. *Joint European Conference on Machine Learning and Knowledge Discovery in Databases*, 193–204.
- Nayebi, A., Munteanu, A., & Poloczek, M. (2019). A Framework for Bayesian Optimization in Embedded Subspaces. In K. Chaudhuri & R. Salakhutdinov (Eds.), *Proceedings of the 36th International Conference on Machine Learning* (pp. 4752–4761). PMLR.
- Ng, A. Y. et al. (1997). Preventing” overfitting” of cross-validation data. *ICML*, 97, 245–253.

- Niculescu-Mizil, A., & Caruana, R. (2005). Obtaining Calibrated Probabilities from Boosting. *UAI*, 5, 413–20.
- Olson, R. S., Bartley, N., Urbanowicz, R. J., & Moore, J. H. (2016). Evaluation of a Tree-based Pipeline Optimization Tool for Automating Data Science. *Proceedings of the Genetic and Evolutionary Computation Conference 2016*, 485–492.
- Pfisterer, F., van Rijn, J. N., Probst, P., Müller, A., & Bischl, B. (2021). Learning Multiple Defaults for Machine Learning Algorithms.
- Platt, J. (1999). Probabilistic outputs for support vector machines and comparisons to regularized likelihood methods. In A. J. Smola, P. Bartlett, B. Schölkopf, & D. Schuurmans (Eds.), *Advances in Large Margin Classifiers* (pp. 61–74). MIT Press.
- Probst, P., Boulesteix, A.-L., & Bischl, B. (2019). Tunability: Importance of Hyperparameters of Machine Learning Algorithms. *Journal of Machine Learning Research*, 20(53), 1–32.
- Rasmussen, C. E., & Williams, C. K. I. (2006). *Gaussian processes for machine learning*. MIT Press.
- Real, E., Aggarwal, A., Huang, Y., & Le, Q. V. (2019). Regularized Evolution for Image Classifier Architecture Search. *Proceedings of the AAAI Conference on Artificial Intelligence*, 33, 4780–4789.
- Rice, J. R. (1976). The Algorithm Selection Problem. *Adv. Comput.*, 15, 65–118.
- Richter, J., Kotthaus, H., Lang, A., Thomas, J., Bischl, B., Marwedel, P., Rahnenführer, J., & Lang, M. (2017). RAMBO: Resource-Aware Model-Based Optimization with Scheduling for Heterogeneous Runtimes and a Comparison with Asynchronous Model-Based Optimization. *Learning and Intelligent Optimization*, 180–195.
- Rodgers, D. P. (1985). Improvements in multiprocessor system design. *ACM SIGARCH Computer Architecture News*, 13(3), 225–231.
- Roustant, O., Ginsbourger, D., & Deville, Y. (2012). DiceKriging, DiceOptim: Two R packages for the analysis of computer experiments by kriging-based metamodeling and optimization. *Journal of Statistical Software*, 51.
- Sekhon, J. S., & Mebane, W. R. (1998). Genetic optimization using derivatives. *Political Analysis*, 7, 187–210.
- Sexton, J., & Laake, P. (2009). Standard errors for bagged and random forest estimators. *Computational Statistics & Data Analysis*, 53(3), 801–811.
- Sheng, V. S., & Ling, C. X. (2006). Thresholding for making classifiers cost-sensitive. *AAAI'06: Proceedings of the 21st national conference on artificial intelligence*, 6, 476–481.
- Simon, R. (2007). Resampling Strategies for Model Assessment and Selection. In W. Dubitzky, M. Granzow, & D. Berrar (Eds.), *Fundamentals of Data Mining in Genomics and Proteomics* (pp. 173–186). Springer.
- Snoek, J., Larochelle, H., & Adams, R. P. (2012). Practical Bayesian Optimization of Machine Learning Algorithms. In F. Pereira, C. J. C. Burges, L. Bottou, & K. Q. Weinberger (Eds.), *Advances in Neural Information Processing Systems 25* (pp. 2951–2959). Curran Associates, Inc.
- Snoek, J., Rippel, O., Swersky, K., Kiros, R., Satish, N., Sundaram, N., Patwary, M. M. A., Prabhat, & Adams, R. P. (2015). Scalable Bayesian Optimization Using Deep Neural Networks. In F. R. Bach & D. M. Blei (Eds.), *Proceedings of the 32nd International Conference on Machine Learning, ICML 2015, Lille, France, 6-11 July 2015* (pp. 2171–2180). JMLR.org.
- Speck, D., Biedenkapp, A., Hutter, F., Mattmüller, R., & Lindauer, M. (2021). Learning Heuristic Selection with Dynamic Algorithm Configuration. *Proceedings of the 31st International Conference on Automated Planning and Scheduling (ICAPS'21)*.

- Swersky, K., Duvenaud, D., Snoek, J., Hutter, F., & Osborne, M. A. (2014). Raiders of the lost architecture: Kernels for Bayesian optimization in conditional parameter spaces. *NeurIPS workshop on Bayesian Optimization in Theory and Practice*.
- Swersky, K., Snoek, J., & Adams, R. P. (2013). Multi-Task Bayesian Optimization. In C. J. C. Burges, L. Bottou, M. Welling, Z. Ghahramani, & K. Q. Weinberger (Eds.), *Advances in Neural Information Processing Systems* (pp. 2004–2012). Curran Associates, Inc.
- Thornton, C., Hutter, F., Hoos, H. H., & Leyton-Brown, K. (2013). Auto-WEKA: Combined Selection and Hyperparameter Optimization of Classification Algorithms. *Proceedings of the 19th ACM SIGKDD International Conference on Knowledge Discovery and Data Mining*, 847–855.
- Van Rijn, J. N., Bischl, B., Torgo, L., Gao, B., Umaashankar, V., Fischer, S., Winter, P., Wiswedel, B., Berthold, M. R., & Vanschoren, J. (2013). OpenML: A collaborative science platform. *Joint european conference on machine learning and knowledge discovery in databases*, 645–649.
- Vanwinckelen, G., & Blockeel, H. (2012). On estimating model accuracy with repeated cross-validation. *BeneLearn 2012: Proceedings of the 21st Belgian-Dutch conference on machine learning*, 39–44.
- Wang, Z., Hutter, F., Zoghi, M., Matheson, D., & de Feitas, N. (2016). Bayesian optimization in a billion dimensions via random embeddings. *Journal of Artificial Intelligence Research*, 55, 361–387.
- White, C., Neiswanger, W., & Savani, Y. (2021). BANANAS: Bayesian Optimization with Neural Architectures for Neural Architecture Search. *Proceedings of the AAAI Conference on Artificial Intelligence*.
- Wolpert, D. H. (1992). Stacked generalization. *Neural networks*, 5(2), 241–259.
- Wu, H., Guo, X., & Liu, X. (2018). Adaptive exploration-exploitation tradeoff for opportunistic bandits. *Proceedings of the 35th International Conference on Machine Learning*, 80, 5306–5314.
- Xu, L., Hutter, F., Hoos, H. H., & Leyton-Brown, K. (2008). SATzilla: portfolio-based algorithm selection for SAT. *Journal of artificial intelligence research*, 32, 565–606.
- Zadrozny, B., & Elkan, C. (2001). Obtaining Calibrated Probability Estimates from Decision Trees and Naive Bayesian Classifiers. *Proceedings of the Eighteenth International Conference on Machine Learning*, 609–616.
- Zadrozny, B., & Elkan, C. (2002). Transforming Classifier Scores into Accurate Multiclass Probability Estimates. *Proceedings of the Eighth ACM SIGKDD International Conference on Knowledge Discovery and Data Mining*, 694–699.
- Zela, A., Klein, A., Falkner, S., & Hutter, F. (2018). Towards Automated Deep Learning: Efficient Joint Neural Architecture and Hyperparameter Search. *ICML 2018 AutoML Workshop*.
- Zimmer, L., Lindauer, M., & Hutter, F. (2021). Auto-PyTorch Tabular: Multi-Fidelity MetaLearning for Efficient and Robust AutoDL. *IEEE Transactions on Pattern Analysis and Machine Intelligence*, 1–12.

Appendix A Algorithms and Methods

A plethora of ML algorithms for supervised learning exists. In this paper we restrict ourselves to the most prominent representatives of penalized linear models, support vector machines, gradient boosting, random forests, and neural networks in order to discuss a variety of different learners while staying within scope. All of them can be used for both classification and regression. For more details on the algorithms, see Hastie et al. (2009) and Murphy (2012).

The overview has a particular focus on hyperparameters: for each considered algorithm, we discuss its relevant parameters in relation to HPO and give concrete recommendations on the configuration of the search space. See Appendix B for software implementations of these algorithms in R and python.

In Tables 2 to 8, important HP names, package default values, and recommended tuning ranges are given; although the names and default values relate to the particular R package implementation, they are often similar to their Python equivalent. Hyperparameter data types are listed as: logical (L), integer-valued (I), real-valued (R), or categorical (C). Some hyperparameters should be optimized on a logarithmic scale, yielding a higher resolution for smaller compared to larger values. This is usually achieved by transforming a proposed hyperparameter value before passing it on to the learning algorithm. The column “Trafo” in the HP tables indicates whether such a transformation takes place. In this case, the transformation must be applied to the values given in “Typical range”. The default values should be interpreted as the final values after transformation.

It should be noted that the selection of learners, HPs, and especially their recommended ranges is somewhat subjective, because (i) many learners and implementations exist and we can only list a small subset due to space constraints, and because (ii) it is an open problem which parameters should be tuned and in what ranges. The ranges presented here are mostly based on experience and should work well for a wide range of data sets, but, especially for non-standard situations, adaptation may be necessary.

A.1 Nearest Neighbors

Concept The k -Nearest-Neighbors (k -NN) algorithm (Cover & Hart, 1967) is a simple method where model fitting is trivial and only consists of storing the data. To predict a new data point, its distance (e.g. Euclidean distance) to all existing points in the training set is calculated and the k “nearest neighbors” are determined. For classification, posterior probabilities are simply estimated by computing class proportions among the nearest neighbors; for regression, the prediction is a simple average.

k -NN can be extended by introducing a kernel function that weights the nearest neighbors according to their distances to the prediction point (Hechenbichler & Schliep, 2004).

Hyperparameters See Table 2. k mainly controls how local the NN model becomes: small values make NN more flexible, but can overfit while larger values create a smoother prediction function, but can underfit.

A.2 Regularized Linear Models

Concept Methods in this category extend (generalized) linear regression models. The regression coefficients are shrunk in order to prevent overfitting and therefore improve prediction accuracy. In the simplest case, the least squares criterion of ordinary regression is extended by

HP	Type	Typical Range	Trafo	Default	Description
k	I	$[\log(1), \log(50)]$	$\lfloor e^x \rfloor$	7	number of nearest neighbors
distance	R	$[1, 5]$	–	2	parameter p of the Minkowski distance $\ x - y\ _p$
kernel	C	{rectangular, optimal, epanechnikov, biweight, triweight, cos, inv, gaussian, rank}	– optimal		distance weighting function; “rectangular” corresponds to ordinary k -NN

Table 2: Important HPs for k -NN in the [kkn](#) package.

a penalty term (using the notation of Friedman et al., 2010):

$$\min_{\theta \in \mathbb{R}^p} \left\{ \frac{1}{2n} \|\mathbf{y} - \mathbf{X}\theta\|_2^2 + \lambda_{\text{reg}} \left(\frac{1}{2}(1 - \alpha) \|\theta\|_2^2 + \alpha \|\theta\|_1 \right) \right\}, \quad (13)$$

with λ_{reg} as the *regularization parameter*. For $\alpha = 1$, this is known as the *lasso* (Tibshirani, 1996), for $\alpha = 0$ it is *ridge regression* (Hoerl & Kennard, 1970). For $\alpha \in (0, 1)$, the *elastic net* is obtained (Zou & Hastie, 2005).

While both the ridge and the lasso penalty cause shrinkage of the regression coefficients, the lasso penalty also performs feature selection by shrinking some coefficients to be *exactly* zero, leading to sparse models. In case of a group of highly correlated features, the lasso tends to pick only one feature from this group. Moreover, in the $p > n$ case, the lasso can select at most n non-zero coefficients. The elastic net overcomes these limitations by combining the lasso with the ridge penalty.

Lasso and ridge regression, as well as the elastic net, can be extended to a regularized generalized linear model (GLM, see Nelder and Wedderburn (1972) and Dunn and Smyth (2018)), simply by plugging in the objective of the GLM instead of least squares.

Hyperparameters See Table 3. $\alpha \in [0, 1]$ controls the respective weighting of the lasso and ridge penalties. λ_{reg} controls the strength of the regularization in general.

HP	Type	Typical Range	Trafo	Default	Description
s	R	$[-12, 12]$	2^x	1	controls regularization, but can also be optimized internally (see text)
alpha	R	$[0, 1]$	–	1	determines mixture of the lasso and ridge penalties. $\alpha = 1$ is lasso

Table 3: Important HPs for elastic net in the [glmnet](#) package.

A.3 Support Vector Machines

Concept The basic idea of the *Support Vector Machine* (SVM, Boser et al. (1992) and Cortes and Vapnik (1995)) can be understood best by considering the case of binary classification: The SVM places a hyperplane in the feature space between both classes such that the margin, i.e., the distance of the training points that lie closest to the hyperplane (the *support vectors*), is maximized, allowing for few margin violations. This geometric approach can be equivalently formulated as regularized risk minimization under hinge loss and ridge penalty, meaning the linear SVM is similar to a regularized GLM. Class prediction for a new data point can be performed by checking which side of the hyperplane the new data point lies on. Posterior probabilities are usually obtained by re-scaling the decision value through a logistic function (Platt, 1999).

In order to achieve non-linear separation, data points are implicitly mapped to a higher dimensional feature space by a kernel function, where the same linear procedure is employed.

The SVM can be (somewhat non-trivially) extended to multiclass classification, as well as to regression (Support Vector Regression, SVR, see Drucker et al. (1996) and Schölkopf et al. (2000)).

Hyperparameters See Table 4. The SVM is mainly influenced by its regularization control parameter, its type of kernel (e.g., linear, polynomial, sigmoid, radial basis function, etc.), and its kernel hyperparameters.

HP	Type	Typical Range	Trafo	Default	Description
cost	R	$[-12, 12]$	2^x	1	cost of margin violations
kernel	C	{radial, sigmoid, polynomial, linear}	–	radial	type of kernel function
degree	I	$\{2, \dots, 5\}$	–	3	degree of polynomial kernel (only if kernel is of type polynomial)
gamma	R	$[-12, 12]$	2^x	$1/p$	controls shape of kernel function, e.g. for radial the inverse width (not needed if kernel is of type linear)

Table 4: Important HPs for SVM in the [e1071](#) package (LIBSVM). Note that by default, `gamma` is set to a value that depends on the number of features p .

A.4 Decision Trees

Concept Many variants of decision trees exist, we only focus on the widely used CART algorithm here (Breiman et al., 1984). A decision tree is a decision rule constructed from the training set by recursively partitioning (“splitting”) the space of features in such a way that the resulting nodes are as homogeneous as possible regarding the target variable of interest.

Hyperparameters See Table 5. CART is mainly influenced by (i) the splitting criterion / loss function used to select the best feature and split point for each internal node (e.g., Gini or entropy); (ii) the stopping criteria for splitting which determine the size of the tree and hence regularize it; (iii) the procedure used to assign a predicted value to each end node.

HP	Type	Typical Range	Trafo	Default	Description
minsplit	I	$\{1, \dots, 7\}$	2^x	20	minimum number of observations a parent node must have to be split
minbucket	I	$\{0, \dots, 6\}$	2^x	$\lfloor \text{minsplit}/3 \rfloor$	minimum number of observations in a leaf node
cp	R	$[-4, -1]$	10^x	0.01	complexity parameter related to pruning the tree

Table 5: Important HPs for CART in the `rpart` package.

A.5 Random Forests

Concept The random forest (RF) algorithm (Breiman, 2001) is an ensemble technique. It aggregates a large number of decision trees in order to reduce prediction error by smoothing out prediction variance through bagging. It also further de-correlates the contained trees by expanding them to a large depth and subsampling the candidate features to be considered (“tried”) at each split.

The existing variants of RF differ in the type of decision trees used to build the forest and the procedure used to aggregate the predictions made by the individual decision tree.

Hyperparameters See Table 6. RFs involve a relatively large number of hyperparameters. These include the parameters controlling the construction of the single decision trees and also the parameters controlling the structure and size of the forest. The latter include the number of trees in the forest and parameters determining its randomness, namely the number of variables considered as candidate splitting variables at each split, or the sampling scheme used to generate the data sets on which the trees are built (the proportion of randomly drawn observations, and whether they are drawn with or without replacement). Note that the choice of the number of trees results from a compromise between performance and computation time rather than from the search for an optimal value: except for relatively rare exceptions, more trees are better (Probst & Boulesteix, 2017). The number of trees is thus not a tuneable hyperparameter in the classical sense.

RF has been shown to work reasonably well with default parameters for a wide range of applications and may require less tuning compared to other algorithms (Fernández-Delgado et al., 2014; Probst, Boulesteix, & Bischl, 2019). However, hyperparameter tuning can in some cases lead to a substantial performance improvement (Probst, Wright, et al., 2019).

A.6 Boosting

Concept *Boosting* is an ensemble learning technique and refers to the general idea of improving the prediction performance of a “weak” learning algorithm by sequentially training multiple models on re-weighted versions of the data and then combining their predictions (Schapire, 1990; Freund, 1995).

A popular example is the *AdaBoost* algorithm for classification (Freund & Schapire, 1997). Friedman et al. (2000) show that AdaBoost can be reformulated and generalized to *gradient boosting* (Friedman, 2001). Gradient boosting uses a backfitting procedure to fit the next

HP	Type	Typical Range	Default	Description
<code>mtry</code>	I	$\{1, \dots, p\}$	$\lfloor \sqrt{p} \rfloor$	number of features considered as candidate splitting variables at each split
<code>replace</code>	L		TRUE	are observations drawn with or without replacement?
<code>sample.fraction</code>	R	$[0.1, 1]$	1 (if <code>replace=TRUE</code>) or 0.632	proportion of randomly drawn observations
<code>num.trees</code>	I	$\{1, \dots, 2000\}$	500	number of trees

Table 6: Additionally to the individual tree parameters in Table 5, the most important HP for RF in the [ranger](#) package. Note that by default, `mtry` is set to a value that depends on the number of features p .

learner, which is added to the ensemble in a greedy stagewise manner by fitting it against the pseudo-residuals of the current ensemble. This not only generalizes the boosting principle for arbitrary losses of classification and regression (as long as they are differentiable), but also allows to boost in nearly any supervised ML task, e.g., survival analysis.

In principle, the idea of (gradient) boosting works for any base learner, but the most frequent choices are (shallow) decision trees or (regularized) linear models.

Hyperparameters See Table 7. The hyperparameters of gradient boosting can be roughly divided into two categories: (i) choice of base learner and its hyperparameters, e.g., hyperparameters of decision trees in Table 5, and (ii) hyperparameters of the boosting process, such as the choice of the loss function and the number of boosting iterations M . Several hyperparameters from both categories are related to regularization, and tuning them is therefore necessary to avoid overfitting, e.g., (i) choosing M not too large or using early stopping; (ii) adapting the *learning rate*, which controls the contribution of each boosting iteration and interacts with M . Typically, a smaller learning rate increases the optimal value for M (Friedman, 2001).

A.7 Artificial Neural Networks

Concept Artificial neural networks (ANNs) are inspired by biological networks of neurons that communicate with each other by sending action potential signals. An ANN generally consists of non-linearly transformed weighted sums of inputs, called *neurons*, that are typically organized in layers. They are trained by stochastic gradient descent variants on small *batches* of training samples. Modern neural networks are adapted to many data modalities, such as, e.g., computer vision and natural language processing tasks. Pre-defined architectures for a variety of these tasks exist.

Hyperparameters See Table 8. The hyperparameters of ANNs can be split into two categories: (i) optimization and regularization parameters, and (ii) architectural parameters that define the

HP	Type	Typical Range	Trafo	Default	Description
eta	R	$[-4, 0]$	10^x	0.3	learning rate (also called ν) shrinks contribution of each boosting update
nrounds	I	$\{1, \dots, 5000\}$	–	–	number of boosting iterations. Can also be optimized with early stopping.
max_depth	I	$\{1, \dots, 20\}$	–	6	maximum depth of a tree
colsample_bytree	R	$[0.1, 1]$	–	1	subsample ratio of columns for each tree
colsample_bylevel	R	$[0.1, 1]$	–	1	subsample ratio of columns for each depth level
lambda	R	$[-10, 10]$	2^x	1	L_2 regularization term on weights
alpha	R	$[-10, 10]$	2^x	0	L_1 regularization term on weights
subsample	R	$[0.1, 1]$	–	1	subsample ratio of the training instances

Table 7: Important HPs for gradient boosting in `xgboost` package. The hyperparameters given here assume that a tree base learner is used.

type, amount, structure, and connections of neurons.

For the first category of hyperparameters the optimization techniques introduced in this paper can be used straightforwardly. The second category of hyperparameters are much more difficult to optimize and the field of *neural architecture search* (NAS) provides highly customized strategies to find well working network architectures (Elsken et al., 2019). However, we can define a function that can construct a network architecture given specific simple hyperparameters, while not being able to construct all possible network architectures. A simple example would be a hyperparameter that controls the number of hidden layers. However, usually ANNs, especially for non-tabular data, have more complex architectures. In such cases one could parameterize the layout of a single cell within an architecture of stacked cells (Zoph et al., 2018).

A.8 Preprocessing

Before applying a learner, it may be helpful or even necessary to modify the data before training in a step called *preprocessing*. Preprocessing serves mainly two purposes: (i) it either transforms the data to fit the technical requirements of a specific learner, e.g., by converting categorical features to numerical features or by imputing missing values; (ii) modifies the data to improve predictive performance, e.g., by bringing features on a common scale or more sophisticated feature extraction.

HP	Type	Typical Range	Trafo	Default	Description
learning_rate	R	$[-5, 0]$	10^x		– gradient descent learning rate, also called η or α
regularizer_12	R	$[-7, -4]$	10^x		– L_2 penalty on weights.
epochs	I	$\{1, \dots\}$	–		– Very problem dependent, usually optimized with early stopping.

Table 8: Optimizer hyperparameters for an ANN as used in the [keras](#) package. Unlike other methods presented here, ANNs in [torch](#) and [keras](#) are constructed programmatically, so their configuration in many regards does not consist of hyperparameters in the form of explicit function arguments.

Preprocessing methods are not learning algorithms themselves, but because they are used in combination with learning algorithms, they do add additional dimensions to the HP search space: both by adding their own HPs to the space, and potentially by adding the option of whether and what preprocessing is done to begin with.

A.8.1 Missing Data Imputation

Imputation describes the task of replacing missing values with feasible ones since many ML algorithms do not handle missing values natively. The reason for missingness is often unknown in practice, and missingness might not occur fully at random and therefore the missingness itself might be informative. Hence, it is generally recommended to preserve the missingness information while imputing missing values for ML.

Categorical features with missing values are often handled by simply introducing a new category level for the missing values. Missing values in numerical features are often imputed using mean or median values, or by sampling values from (an approximation of) the empirical marginal distribution of the training data. To preserve the missing information in this case, an additional binary column (which is 1 if the value was missing before imputation and 0 otherwise) should be added to the data set for each numerical feature with missing values. When tree-based methods are used, it is often preferred to impute missing values with very large or small values that lie far out of the range of the training data (Ding & Simonoff, 2010), as the tree can then split between available and imputed data, thereby implicitly splitting on the missingness property itself without the need to introduce further missingness dummy columns. Much more elaborate methods exist, often based on multiple imputation, but these are mainly geared towards ensuring proper inference w.r.t. an explainable model, which is not the scope of this article. For purely predictive tasks, it is not always clear from current research which method is best (Garciaarena & Santana, 2017; Jadhav et al., 2019; Woźnica & Biecek, 2020).

A.8.2 Categorical Encoding

Many ML algorithms operate purely on numerical input, which requires a numerical encoding procedure for categorical features. *Dummy encoding*, also called *one-hot encoding*, is arguably the most popular choice. It replaces a categorical k -level feature with k or $k - 1$ binary indicator features. In the latter case, which avoids multicollinearity of the newly created features, the k -th level serves as reference level and is encoded by setting all indicator features to 0. For

data sets with many categorical features, and data sets with categorical features with many levels (*high-cardinality* features), this leads to a considerable increase in dimensionality, as well as runtime and memory requirements. In such cases, methods like *impact encoding*, also called *target encoding* (Sweeney & Ulveling, 1972), replace the categorical feature with only a single numeric feature, based on the average outcome value for all observations for which that level has been observed.

Problems arise if factor levels occur during prediction that have not been encountered during training. To some extent, this can be addressed by merging infrequent factor levels to a new level “other” or by stratifying on the levels during resampling, but can never be completely ruled out. Since the new level is unknown to the model, it can be considered a special case of missing data and could be subsequently handled by imputation. A typical hyperparameter of the feature encoding process would be the threshold that decides when to do target encoding instead of dummy encoding, depending on the number of levels of a feature.

A.8.3 Feature Filtering

Feature filtering is used to select a subset of features prior to model fitting. Subsetting the number of features can serve two purposes: (i) either to reduce the computational cost, or (ii) to eliminate noise variables which may deteriorate model performance. Feature filters often assign a numerical score to each feature, usually based on simple dependency measures between each feature and the outcome, e.g., mutual information or correlation. The percentage of features to keep is a typical hyperparameter. Note that filtering is only one possibility to perform feature selection, see Guyon and Elisseeff (2003) for a description of feature wrappers and embedded feature selection methods.

A.8.4 Data Augmentation and Sampling

Data augmentation has the goal of improving predictive performance by adding or filtering rows of the training data. A common use-case is classification with imbalanced class labels. Here, we add additional observations by oversampling, i.e., repeating observations of the minority class. A more flexible alternative is SMOTE (Chawla et al., 2002), where convex combinations of observations from the minority class are added to the training data. When the available data is very large, it is also possible to undersample in order to correct for class imbalance, i.e., filtering out observations of the majority class. Also, subsampling the data set as a whole is common to reduce training time while doing optimization. Sampling and data augmentation methods differ from most preprocessing methods in that they only affect the training phase of a model. Typical hyperparameters include the under-, over-, or subsample ratio or the number of observations to use for the convex combinations in SMOTE.

A.8.5 Feature Extraction

A crucial step in improving predictive performance of a model is *feature extraction* or *feature engineering*. The key idea is to add new features to the data which the model can exploit better than the original data. This is often both domain-specific and model-specific and therefore hard to generalize. For example for linear models, simple feature transformations like $\tilde{x}_1 = x_1^2$, $\tilde{x}_2 = x_2^2$ and $\tilde{x}_3 = x_1 \cdot x_2$ can provide a different view on the data, effectively allowing the model to capture non-linear effects and interactions, and principle component analysis rotates all or a subset of numerical features on the orthogonal directions of major variance. More sophisticated extraction techniques often concern the handling of functional data features, i.e., where a collection of features represents a curve, e.g., generic extraction of simple characteristics as the number of peaks, the average or the maximal value of the curve. If we know what the curve represents, we can also apply more domain specific feature extraction, e.g., for an audio

signal we might extract MFCCs. All extracted features can either be used instead or in addition to the original features. As it is often highly unclear how to perform ideal feature extraction for a specific task, it seems particularly attractive if an ML software system allows the user to embed custom extraction code into the preprocessing with exposed custom hyperparameters, so that a flexible feature extraction piece of code can be automatically configured by the tuner in a data-dependent manner.

Appendix B Software

This section lists relevant software packages in both R and Python. Libraries providing popular machine learning algorithms are listed first, followed by additional information about useful packages and relevant considerations for HPO in both languages.

B.1 Software in R

B.1.1 Important Machine Learning Algorithms

***k*-NN** The basic *k*-NN algorithm is implemented in the `class` package that comes installed with R. The distance-weighted *k*-NN is implemented in the `knn` package (Schliep & Hechenbichler, 2016). For large data sets one may prefer the approximate algorithms (Arya et al., 1998) in the `FNN` package (Beygelzimer et al., 2019).

Regularized Linear Models The elastic net is implemented in the `glmnet` package (Friedman et al., 2010). Models with very close λ_{reg} hyperparameter values also have very similar coefficient values. This can be used to fit many models with a grid of λ_{reg} values simultaneously (Efron et al., 2004), which the `glmnet` function applies for quick optimization of the λ_{reg} hyperparameter. This function by default fits multiple models for different λ_{reg} values, chosen on a logarithmic scale from λ_{max} (determined from data, lowest λ_{reg} for which all coefficients are zero) down to $\lambda_{\text{max}} \times r_{\text{min}}$ (r_{min} being 0.0001 if $n \geq p$, else 0.01). The hyperparameter `s` is used to control λ_{reg} during prediction with the function `predict.glmnet()`. The optimal value for `s` can also be determined automatically by letting `glmnet`'s function `cv.glmnet()` perform an internal cross-validation. The value for `s` is then either set to the best λ_{reg} found during the cross-validation, or to the largest λ_{reg} that is not worse than the best λ_{reg} by more than the resampling standard error. The latter is an established rule of thumb and the default in `predict.cv.glmnet()`.

Support Vector Machines A frequently used implementation of the SVM for R can be found in the `e1071` package (Meyer et al., 2019), which uses the LIBSVM library internally (Chang & Lin, 2011).

Decision Trees The CART algorithm is implemented in the `rpart` R package (Therneau & Atkinson, 2019).

Random Forests Three of the most widely used R implementations of RF are provided in the packages (i) `randomForest`, implementing the original version (Breiman, 2001), (ii) `party`, implementing (unbiased) conditional inference forests (Hothorn et al., 2006), and (iii) `ranger`, providing a newer implementation of RF, including additional variants and a wide range of options, optimized for use on high-dimensional data (Wright & Ziegler, 2017).

Boosting Popular implementations of gradient boosting with tree base learners can be found in [gbm](#) (Greenwell et al., 2020) and more efficiently in [xgboost](#) (Chen & Guestrin, 2016; Chen et al., 2020). Gradient boosting of generalized linear and additive models is implemented in [xgboost](#) as well as in [mboost](#) (Hothorn et al., 2010), and more efficiently in [compboost](#) (Schalk et al., 2018).

Artificial Neural Networks Modern and fast implementations of neural networks are provided by the [keras](#) (Allaire & Chollet, 2020) and [torch](#) (Falbel & Luraschi, 2020) packages. [torch](#) is more low-level than [keras](#), and some properties that are explicit hyperparameters of [keras](#) need to be implemented by the user through R code in [torch](#).

A categorized overview of R packages for optimization can be found in the CRAN task view for optimization¹³. Note that only a small fraction of the listed optimizers meet the requirements of hyperparameter optimization, i.e., black-box optimization, possibly with support for mixed numeric and categorical search spaces. In the remaining candidates, there are some general-purpose optimizers that can be applied to hyperparameter optimization by manually writing an objective function that does performance evaluation through resampling. One popular example is the [irace](#) package (López-Ibáñez et al., 2016) which implements iterated F-racing. When using an optimizer not specifically geared towards hyperparameter optimization, the burden of implementing the evaluation function lies on the user. In most of these cases, it is necessary to write a target function that accepts a hyperparameter configuration λ as input and does resampling to calculate an aggregated performance score. Implementing this correctly requires paying attention to many details, especially juggling with the indices of inner and outer resampling sets, which has proven to be quite error-prone in the past. We therefore strongly advise the use of one of the existing frameworks for machine learning – not only inside the target function to perform the resampling – but generally for tuning.

B.1.2 ML Frameworks

In the following paragraphs, we summarize the tuning capabilities of the most important ML frameworks for R. The feature matrix in Table 9 gives an encompassing overview of the implemented capabilities.

	mlr	mlr3	caret	tidymodels	h2o
Tuners					
- Random Search	✓	✓	✓	✓	✓
- Grid Search	✓	✓	✓	✓	✓
- Evolutionary	✓	✓	✗	✗	✗
- Bayesian Optimization	✓	✓	✗	✓	✗
- Hyperband	✗	✓	✗	✗	✗
- Racing	✓	*	✓	✓	✗
- Other Tuners	NSGA2, SA	NLOpt, SA	-	SA	ER
Search Space					
- Transformations	✓	✓	✗	✓	✓
- Default Search Spaces	✓	✗	i	✓	✓
Joint Preproc Tuning	✓	✓	✗	✓	✓

*: not yet released on CRAN but prototype available, i: see description in main text.

Table 9: Feature matrix of tuning capabilities of R’s ML frameworks.

¹³<https://cran.r-project.org/view=Optimization>

`mlr` (Bischl et al., 2016) supports a broad range of optimizers: random search, grid search, CMA-ES via `cmaes`, BO via `mlrMBO` (Bischl et al., 2017), iterated F-racing via `irace`, NSGA2 via `mco`, and simulated annealing via `GenSA` (Xiang et al., 2013). Random search, grid search, and NSGA2 also support multi-criteria optimization. Arbitrary search spaces can be defined using the `ParamHelpers` package, which also supports hyperparameter transformations. Default hyperparameter spaces for many popular ML algorithms are given in the `mlrHyperopt` package. Hyperparameter spaces of preprocessing steps and ML algorithms can be jointly tuned with the `mlrCPO` package.

`mlr3` (Lang et al., 2019) itself does not ship with tuners, but the accompanying package `mlr3tuning` implements grid search, random search, simulated annealing via `GenSA`, CMA-ES via `cmaes`, and non-linear optimization via `nloptr` (Johnson, 2014). Additionally, `mlr3hyperband` provides the Hyperband optimization algorithm (L. Li et al., 2018). Bayesian optimization is available through `mlrMBO` when the `mlrintermbbo` compatibility bridge package is used. A further extension for Bayesian optimization is currently in development¹⁴. `mlr3` uses the `paradox` package, a reimplementation of `ParamHelpers`, that has a comparable set of features.

`caret` (Kuhn, 2008) ships with grid search, random search, and adaptive resampling (AR) (Kuhn, 2014) – a racing approach where an iterative optimization algorithm favors regions of empirically good predictive performance. Default hyperparameters to tune are encoded in the respective call of each ML algorithm, but if forbidden regions, transformations, or custom search spaces are required, the user must specify a custom design to evaluate. Embedding preprocessing into the tuning process is possible. However, tuning over the hyperparameters of preprocessing methods is not supported.

`tidymodels` (Kuhn & Wickham, 2020) is the successor of `caret`. It ships with grid search and random search, and the recently released `tune` package comes with Bayesian optimization. The AR racing approach and simulated annealing can be found in the `finetune` package. Hyperparameter defaults and transformations are supported via `dials`. Hyperparameters of preprocessing operations, using `tidymodels`' `recipes` pipeline system, can be tuned jointly with the hyperparameters of the ML algorithm.

`h2o` (LeDell et al., 2020) connects to the H2O cross-platform machine learning framework written in Java. Unlike the other discussed frameworks, which connect third-party packages from CRAN, `h2o` ships with its own implementations of machine learning models. The package supports grid search and random grid search, a random search variant where random points of an euclidean grid are evaluated. Additionally, there is a mechanism to set a exploitation (vs. exploration) ratio (ER) via a control parameter which triggers an iterative tuning of the learning rate of supported models. There is no concept of search space definition. Hyperparameter transformations are still possible by just providing a custom grid to evaluate. The possibilities of preprocessing are limited to a target encoder and correcting for class imbalances via under- and oversampling. For the former, the hyperparameters can be jointly tuned with the learner hyperparameters. It is worth mentioning that `h2o` has a strong focus on AutoML which performs a random grid search evaluating configurations of generalized linear models with elastic net penalty, xgboost models, gradient boosting machines, and deep learning models. The best

¹⁴<https://github.com/mlr-org/mlr3mbo>

performing configurations found by the AutoML system are finally stacked together (van der Laan et al., 2007) for the final model.

B.1.3 Hyperparameter Optimization

Evolution Strategies Popular R packages that implement different evolution strategies are `rgenoud` (Mebane, Jr. & Sekhon, 2011), `cmaes` (Trautmann et al., 2011), `adagio` (Borchers, 2018), `DEoptim` (Mullen et al., 2011), `mco` (Mersmann, 2014), and `ecr` (Bossek, 2017). The latter is extended by the `mosmafs` package to work with general mixed hyperparameter spaces (Binder et al., 2020).

Bayesian Optimization There are multiple R packages that perform Bayesian optimization: `rBayesianOptimization` (Yan, 2016), `DiceOptim` (Roustant et al., 2012), and `mlrMBO` (Bischl et al., 2017). `mlrMBO` can work with hierarchical hyperparameter spaces by performing missing value imputation on inactive hyperparameter values when fitting the surrogate model.

Hyperband Hyperband is implemented in the R package `mlr3hyperband` (Gruber & Bischl, 2019).

B.1.4 Practical aspects of HPO in R

Parallel Backends R ships with the `parallel` package, which provides parallel counterparts to popular `*apply` functions such as `lapply()` or `mapply()` for two backends:

1. Multicore mode. Utilizes local CPU cores via forking threads. Not available on Windows and does not work with R running inside RStudio.
2. Socket clusters. Spawns new R sessions on the local and/or remote machines. Works on all operating systems and in all IDEs.

The multicore backend is the only backend in R using *shared memory*, where objects defined in the master session can automatically be accessed by all workers without communication overhead. Other backends must explicitly export (serialize, transfer, and de-serialize) every object required by the worker processes. Although not absolutely mandatory for the multicore mode, it is good practice to write functions for parallelization that are self-contained, which (i) do not access any global variables, and (ii) load all their required libraries themselves.

In addition to the backends in package `parallel`, many third-party packages for other platforms exist. `Rmpi` (Yu, 2002) allows operation on a network of computational nodes connected over MPI (Message Passing Interface). Larger clusters, often in academic settings, are usually managed by one of several common job scheduling frameworks. The packages `Batchjobs` (Bischl et al., 2015), `batchtools` (Lang et al., 2017), or `clustermq` (Schubert, 2019) provide a unified interface to the most widely used scheduler dialects. Clusters running Apache Hadoop or Apache Spark can be utilized with `sparklyr` (Luraschi et al., 2020). For a more complete overview of backends, see the CRAN task view on “High Performance Computing”¹⁵. Schmidberger et al. (2009) and Eddelbuettel (2020) also give a more in-depth overview over parallelization in R.

Because all backends still have their specific ins and outs, packages `future` (Bengtsson, 2020), `foreach` (Wallig et al., 2020), `parallelMap` (Bischl et al., 2020), or `BiocParallel` (Morgan et al., 2020) strive to provide a unified parallelization interface. These packages follow the same principle: package developers are encouraged to mark loops for parallelization, while the selection of the backend and its configuration is delegated to the user. Package `future` currently seems to

¹⁵<https://cran.r-project.org/view=HighPerformanceComputing>

be the most advanced and convenient package for this task, and we recommend to use [future](#) instead of interfacing any particular parallel backend directly in package and non-package code.

Random Number Generators Special care is required if random numbers are drawn from R's pseudo-random number generator (PRNG) during parallel execution. While it is usually sufficient for reproducibility in R to call `set.seed()`, this only sets the state for the PRNG in the current R session. This state is often improperly propagated to the workers or not propagated at all, resulting in random PRNG states and complete loss of reproducibility. Some backends propagate the seed in a way that the PRNG state on the workers depends on the total number of parallel workers, rendering reproducibility unnecessarily difficult.

Another problem which typically emerges during parallel computing are *seed collisions*: if the initial PRNG state is initialized with the system time, simultaneously started workers happen to have the same seed. However, this phenomenon is mitigated in R, since R uses not only the system time, but also the process ID for initialization. These integer IDs are guaranteed to be unique on a single machine, and with at least 2^{15} possible process IDs (depending on the operating system), collisions across remote workers are unlikely enough for HPO.

The generic solution for both problems are parallel PRNGs. The [parallel](#) package ships with such a PRNG which supports multiple streams for parallel execution (*L'Ecuyer-CMRG*). However, only some backends natively support it and getting the details right for the other backends is hard. For practice, we recommend the package [future](#) again which internally utilizes the L'Ecuyer-PRNG to ensure reproducibility across all supported backends.

Encapsulation Since foreign code is often called during HPO, e.g. the implementation of some ML algorithm written in C, it is in practice often mandatory to take some technical precautionary steps to ensure that the tuning keeps running. Some HPs may lead to an unreasonable demand of computational resources like walltime or memory, e.g. causing some internal optimization to never finish. As a way out, the evaluation can be started in a separate process that allows to actively terminate it again, e.g., after a generous walltime is hit. This encapsulation also guards against evaluations that tear down the complete process with a segfault. In both cases, terminated actively or involuntarily, the performance score for the respective HP is missing and must be imputed, e.g., using a base learner such as a featureless learner. However, if problematic regions of the search space are known beforehand, careful consideration should be given to whether these regions can be avoided in the first place because they still take away a disproportionate amount of the available resources.

B.2 Software in Python

B.2.1 Machine Learning Package in Python

First we will briefly introduce well known general machine learning frameworks to date. We note that HPO can be applied to these, but model-based HPO approaches, such as Bayesian Optimization (BO), also make use of these packages for their surrogate models.

Scikit-learn (Pedregosa et al., 2011) (*sklearn*) is a general machine learning framework implemented in Python. *Sklearn* implements most of the rather traditional machine learning models. This also include surrogate models for BO, such as random forest (RF) and Gaussian processes (GP).

Modern deep learning frameworks such as *Tensorflow* (Abadi et al., 2015), *PyTorch* (Paszke et al., 2019) and *MXNet* (Chen et al., 2015) accelerate large scale computation task (in particular

matrix multiplication) by executing them on GPUs. Furthermore, GPflow (de G. Matthews et al., 2017) and GPyTorch (Gardner et al., 2018) are two GP libraries built on top of the two deep learning framework respectively and thus can be again used as surrogate models for BO.

B.2.2 Open-Source HPO Packages in Python

The rapid development of the package landscape in Python has attracted lots of developers to also provide HPO tools in Python. Here we will give an overview of commonly used and well-known packages.

Spearmin (Snoek et al., 2012; Snoek, n.d.) was one of the first successful open source BO packages for HPO. As proposed by Snoek et al. (Snoek et al., 2012), Spearmin implements standard BO with Markov chain Monte Carlo (MCMC) integration of the acquisition function for a fully Bayesian treatment of GP's hyperparameters. Additionally, the second version of Spearmin allowed warping the input space with a Beta cumulative distribution function (Snoek et al., 2014) to deal with non-stationary loss landscapes. Spearmin also supports transferring knowledge across different tasks (Swersky et al., 2013), constraint BO (Gelbart et al., 2014) and parallel optimization (Snoek et al., 2012).

Hyperopt (Bergstra et al., 2013), as indicated by its name, is a distributed hyperparameter optimization framework. Unlike other frameworks that estimate the potential performance given a configuration, Hyperopt implement a Tree of Parzen Estimators (TPE) (Bergstra et al., 2011) that estimates the distribution of configurations given their performance. This approach allows it to easily run different configurations in parallel, as multi density estimators can be executed at the same time.

Scikit-optimize (skopt; n.d.) is a simple yet efficient library to optimize expensive and noisy black-box functions with BO. Skopt trains RF (including decision trees and gradient-boosting trees) and GP models on the top of scikit-learn's (sklearn) model (Pedregosa et al., 2011) as surrogate models. Similar to sklearn, skopt allows several ways of pre-processing input-features, e.g. one-hot encoding, log transformation, normalization, label encoding, etc.

SMAC (Hutter et al., 2011; Lindauer et al., 2017) was originally developed a tool for algorithms configurations (Eggenberger et al., 2019). However, in recent years it has also been successfully applied as a key component of several AutoML Tools, such as auto-sklearn (Feurer et al., 2015) and Auto-PyTorch (Zimmer et al., 2021). SMAC implements both RF and GP as surrogate models to handle various sorts of hyperparameter spaces. Additionally, BOHB (Falkner et al., 2018) is implemented as a multi-fidelity approach in SMAC; however, instead of the TPE model in BOHB, SMAC utilized RF as a surrogate model for BO part. The recent version of SMAC also allows for parallel optimization with dask ("dask", n.d.).

Similarly, HyperMapper (Nardi et al., 2019) also builds a RF as a surrogate model; thus it also supports mixed and structured hyperparameter configuration spaces. However, HyperMapper does not implement no Bayesian Optimization approach in a strict sense. In addition, HyperMapper incorporates previous knowledge by rescaling the samples with a beta distribution and handles unknown constraints by training another RF model as a probabilistic classifier. Furthermore, it supports multi-objective optimization. As HyperMapper cannot be allocated to distributed machine, it might not be applicable to large scale HPO problems.

OpenBox (N. Li et al., n.d.) is a general framework for black-box optimization, incl. HPO, and supports multi-objective optimization, multi-fidelity, early-stopping, transfer learning and parallel BO via distributed parallelization under both synchronous parallel settings and asynchronous

parallel settings. OpenBox further implements an ensemble surrogate model to integrate the information from previous seen similar tasks.

Dragonfly (Kandasamy et al., 2020) is an open source library for scalable BO. Dragonfly extend standard BO in the following ways to scale to higher dimensional and expensive HPO problems: it implements GPs with additive kernels and additive GP-UCB (Kandasamy et al., 2015) as acquisition function. In addition, it supports multi-fidelity approach to scale to expensive HPO problems. To increase the robustness of the system w.r.t. its hyperparameters, Dragonfly acquires its GP hyperparameter by either sampling a set of GP hyperparameters from the posterior conditioned on the data or optimizing the likelihood to handle different degree of smoothness of the optimized loss landscape. In addition, Dragonfly maximizes its acquisition function with an evolutionary algorithm, which enables the system to work on different sorts of configuration spaces, e.g. different variable types and constraints.

Previous BO-based HPO tools fix their search space during the optimization phases. The package Bayesian Optimization (Nogueira, 2014) can concentrate a domain around the current optimal values and adjust this domain dynamically (Stander & Craig, 2002). A similar idea is implemented in TurBO (Eriksson et al., 2019) whereas it only samples inside a trust region while keeping the configuration space fixed. The trust region shrinks or extends based on the performance of TurBO's suggested configuration.

GPflowOpt (Knudde et al., n.d.) and BoTorch (Balandat et al., 2020) are the BO-based HPO frameworks that build on top of GPflow and GPyTorch, respectively. The auto-grading system facilitates the users to freely extend their own ideas to existing models.

DEHB (Awad et al., n.d.) uses differential evolution (DE) and combines it with multi-fidelity HPO framework, inspired by BOHB's combination of hyperband (L. Li et al., 2018) and BO. DEHB overcomes several drawback of BOHB: it does not require a surrogate model and thus its runtime overhead does not grow over time; DEHB can have stronger final performance compared to BOHB, especially for discrete-valued and high-dimensional problems, where BO usually fails as it tends to suggest points on the boundary of the search space (Oh et al., 2018); additionally, it is simpler to implement an efficient parallel DE algorithm compared to a parallel BO-based approach. For instance, DEAP (Fortin et al., 2012) and Nevergrad (Rapin & Teytaud, 2018) have a lot of EA implementations that enable parallel computation.

There are several other general HPO tools. For instance, Optuna (Akiba et al., 2019) is an automatic hyperparameter optimization software framework that allows to dynamically construct the search space (Define-by-run API) and thus makes it much easier for the users to construct a highly complex search space. Orion (Bouthillier et al., 2020) is an asynchronous framework for black-box function optimization. Finally, Tune (Liaw et al., n.d.) is a scalable hyperparameter tuning framework that provides APIs for several optimizers mentioned before, e.g. Dragonfly, SKopt, HyperOpt, etc.

B.2.3 AutoML tools

So far we introduced several HPO tools in Python, which allow to flexible applications to different algorithms, search spaces and datasets. Here we will introduce several AutoML-packages where HPO is a part of it.

Auto-Weka (Thornton et al., 2013) is one of the first AutoML tools that automates the design choice of an entire machine learning packages, namely Weka, with SMAC. Similarly, the same optimizer is applied to Auto-sklearn (Feurer et al., 2015) while a meta-learning and ensemble

approach further boost the performance of auto-sklearn. Similarly, Auto-keras (Jin et al., 2019) and Auto-PyTorch (Zimmer et al., 2021) use BO to automate the design choices of deep neural networks. TPOT (Olson et al., 2016) automates the design choice of an machine learning pipeline with genetic algorithms, while a probabilistic grammatical evolution is implemented in AutoGOAL (Estévez-Velarde et al., 2020) for HPO problems. H2O automl (LeDell & Poirier, 2020) and AutoGluon (Erickson et al., n.d.) trains a set of base models and ensemble them with a one layer (H2O) or multi-layer (AutoGluon) stacks. Additionally, TransmogriAI (Moore et al., n.d.) is an AutoML tool built on the top of Apache Spark and MLBox (Aronio de Romblay et al., n.d.).

References

- Abadi, M., Agarwal, A., Barham, P., Brevdo, E., Chen, Z., Citro, C., Corrado, G., Davis, A., Dean, J., Devin, M., Ghemawat, S., Goodfellow, I., Harp, A., Irving, G., Isard, M., Jia, Y., Jozefowicz, R., Kaiser, L., Kudlur, M., . . . Zheng, X. (2015). TensorFlow: Large-Scale Machine Learning on Heterogeneous Systems. <https://www.tensorflow.org/>
- Akiba, T., Sano, S., Yanase, T., Ohta, T., & Koyama, M. (2019). Optuna: A Next-Generation Hyperparameter Optimization Framework. *Proceedings of the 25th ACM SIGKDD International Conference on Knowledge Discovery & Data Mining*, 2623–2631.
- Allaire, J., & Chollet, F. (2020). *keras: R Interface to 'Keras'*. <https://CRAN.R-project.org/package=keras>
- Aronio de Romblay, A., Cherel, N., Maskani, M., & Gerard, H. (n.d.). MLBox. <https://mlbox.readthedocs.io/en/latest/index.html>
- Arya, S., Mount, D. M., Netanyahu, N. S., Silverman, R., & Wu, A. Y. (1998). An optimal algorithm for approximate nearest neighbor searching fixed dimensions. *Journal of the ACM (JACM)*, 45(6), 891–923.
- Awad, N., Mallik, N., & Hutter, F. (n.d.). DEHB: Evolutionary Hyperband for Scalable, Robust and Efficient Hyperparameter Optimization. <https://github.com/automl/DEHB>
- Balandat, M., Karrer, B., Jiang, D. R., Daulton, S., Letham, B., Wilson, A. G., & Bakshy, E. (2020). BoTorch: A Framework for Efficient Monte-Carlo Bayesian Optimization. In H. Larochelle, M. Ranzato, R. Hadsell, M. F. Balcan, & H. Lin (Eds.), *Advances in Neural Information Processing Systems*.
- Bengtsson, H. (2020). *A Unifying Framework for Parallel and Distributed Processing in R using Futures*. arXiv: 2008.00553. Retrieved March 17, 2021, from <https://arxiv.org/abs/2008.00553>
- Bergstra, J., Bardenet, R., Bengio, Y., & Kégl, B. (2011). Algorithms for Hyper-Parameter Optimization (J. Shawe-Taylor, R. Zemel, P. Bartlett, F. Pereira, & K. Weinberger, Eds.), 2546–2554.
- Bergstra, J., Yamins, D., & Cox, D. (2013). Hyperopt: A python library for optimizing the hyperparameters of machine learning algorithms. *Proceedings of the 12th Python in science conference*, 13, 20.
- Beygelzimer, A., Kakadet, S., Langford, J., Arya, S., Mount, D., & Li, S. (2019). *FNN: Fast Nearest Neighbor Search Algorithms and Applications*. <https://CRAN.R-project.org/package=FNN>
- Binder, M., Moosbauer, J., Thomas, J., & Bischl, B. (2020). Multi-objective hyperparameter tuning and feature selection using filter ensembles. *Proceedings of the 2020 Genetic and Evolutionary Computation Conference*, 471–479.

- Bischl, B., Lang, M., Kotthoff, L., Schiffner, J., Richter, J., Studerus, E., Casalicchio, G., & Jones, Z. M. (2016). mlr: Machine Learning in R. *Journal of Machine Learning Research*, 17(170), 1–5.
- Bischl, B., Lang, M., Mersmann, O., Rahnenführer, J., & Weihs, C. (2015). BatchJobs and BatchExperiments: Abstraction Mechanisms for Using R in Batch Environments. *Journal of Statistical Software*, 64(11), 1–25.
- Bischl, B., Lang, M., & Schratz, P. (2020). *parallelMap: Unified Interface to Parallelization Back-Ends*. <https://CRAN.R-project.org/package=parallelMap>
- Bischl, B., Richter, J., Bossek, J., Horn, D., Thomas, J., & Lang, M. (2017). *mlrMBO: A Modular Framework for Model-Based Optimization of Expensive Black-Box Functions*. arXiv: 1703.03373. Retrieved March 17, 2021, from <http://arxiv.org/abs/1703.03373>
- Borchers, H. W. (2018). *adagio: Discrete and Global Optimization Routines*. <https://CRAN.R-project.org/package=adagio>
- Boser, B. E., Guyon, I. M., & Vapnik, V. N. (1992). A training algorithm for optimal margin classifiers. *Proceedings of the fifth annual workshop on Computational learning theory*, 144–152.
- Bossek, J. (2017). ecr 2.0: A modular framework for evolutionary computation in R. *Proceedings of the Genetic and Evolutionary Computation Conference Companion*, 1187–1193.
- Bouthillier, X., Tsirigotis, C., Corneau-Tremblay, F., Schweizer, T., Delaunay, P., Bronzi, M., Dong, L., Askari, R., Suhubdy, D., Bertrand, H., Noukhovitch, M., Bergeron, A., Serdyuk, D., Henderson, P., Lamblin, P., & Beckham, C. (2020). *Epistimio/orion: Plotting API and Database commands* (Version v0.1.14). Zenodo. <https://doi.org/10.5281/zenodo.3478592>
- Breiman, L. (2001). Random forests. *Machine Learning*, 45(1), 5–32.
- Breiman, L., Friedman, J., Stone, C. J., & Olshen, R. A. (1984). *Classification and regression trees*. CRC press.
- Chang, C.-C., & Lin, C.-J. (2011). LIBSVM: A library for support vector machines. *ACM Transactions on Intelligent Systems and Technology*, 2, 27:1–27:27.
- Chawla, N. V., Bowyer, K. W., Hall, L. O., & Kegelmeyer, W. P. (2002). SMOTE: Synthetic Minority Over-sampling Technique. *Journal of Artificial Intelligence Research*, 16, 321–357.
- Chen, T., Li, M., Li, Y., Lin, M., Wang, N., Wang, M., Xiao, T., Xu, B., Zhang, C., & Zhang, Z. (2015). MXNet: A Flexible and Efficient Machine Learning Library for Heterogeneous Distributed Systems. *CoRR*, abs/1512.01274.
- Chen, T., & Guestrin, C. (2016). XGBoost: A Scalable Tree Boosting System. *Proceedings of the 22nd ACM SIGKDD International Conference on Knowledge Discovery and Data Mining*, 785–794.
- Chen, T., He, T., Benesty, M., Khotilovich, V., Tang, Y., Cho, H., Chen, K., Mitchell, R., Cano, I., Zhou, T., Li, M., Xie, J., Lin, M., Geng, Y., & Li, Y. (2020). *XGBoost: Extreme Gradient Boosting*. <https://CRAN.R-project.org/package=xgboost>
- Cortes, C., & Vapnik, V. (1995). Support-vector networks. *Machine Learning*, 20(3), 273–297.
- Cover, T., & Hart, P. (1967). Nearest neighbor pattern classification. *IEEE Transactions on Information Theory*, 13(1), 21–27.
- dask. (n.d.). <https://dask.org/>
- de G. Matthews, A. G., van der Wilk, M., Nickson, T., Fujii, K., Boukouvalas, A., León-Villagrà, P., Ghahramani, Z., & Hensman, J. (2017). GPflow: A Gaussian process library using TensorFlow. *Journal of Machine Learning Research*, 18(40), 1–6.

- Ding, Y., & Simonoff, J. S. (2010). An Investigation of Missing Data Methods for Classification Trees Applied to Binary Response Data. *Journal of Machine Learning Research*, 11(6), 131–170.
- Drucker, H., Burges, C. J. C., Kaufman, L., Smola, A., & Vapnik, V. (1996). Support Vector Regression Machines. *Proceedings of the 9th International Conference on Neural Information Processing Systems*, 155–161.
- Dunn, P., & Smyth, G. (2018). *Generalized Linear Models With Examples in R*. Springer.
- Eddelbuettel, D. (2020). Parallel computing with R: A brief review. *WIREs Computational Statistics*, 13(2), e1515.
- Efron, B., Hastie, T., Johnstone, I., & Tibshirani, R. (2004). Least angle regression. *The Annals of Statistics*, 32(2), 407–499.
- Eggensperger, K., Lindauer, M., & Hutter, F. (2019). Pitfalls and Best Practices in Algorithm Configuration. *Journal of Artificial Intelligence Research*, 861–893.
- Elsken, T., Metzen, J. H., & Hutter, F. (2019). Neural Architecture Search: A Survey. *Journal of Machine Learning Research*, 20(55), 1–21.
- Erickson, N., Mueller, J., Shirkov, A., Zhang, H., Larroy, P., Li, M., Smola, A., Klein, A., Tiao, L., Lienart, T., Archambeau, C., Seeger, M., Perrone, V., Donini, M., Zafar, B. M., Schmucker, R., Kenthapadi, K., & Archambeau, C. (n.d.). AutoGluon.
- Eriksson, D., Pearce, M., Gardner, J., Turner, R. D., & Poloczek, M. (2019). Scalable Global Optimization via Local Bayesian Optimization. *Advances in Neural Information Processing Systems*, 5496–5507.
- Estévez-Velarde, S., Gutiérrez, Y., Almeida-Cruz, Y., & Montoyo, A. (2020). General-purpose hierarchical optimisation of machine learning pipelines with grammatical evolution. *Information Sciences*.
- Falbel, D., & Luraschi, J. (2020). *torch: Tensors and Neural Networks with 'GPU' Acceleration*. <https://CRAN.R-project.org/package=torch>
- Falkner, S., Klein, A., & Hutter, F. (2018). BOHB: Robust and Efficient Hyperparameter Optimization at Scale (J. Dy & A. Krause, Eds.). 80, 1437–1446.
- Fernández-Delgado, M., Cernadas, E., Barro, S., & Amorim, D. (2014). Do We Need Hundreds of Classifiers to Solve Real World Classification Problems? *The Journal of Machine Learning Research*, 15(1), 3133–3181.
- Feurer, M., Klein, A., Eggensperger, K., Springenberg, J., Blum, M., & Hutter, F. (2015). Efficient and Robust Automated Machine Learning (C. Cortes, N. Lawrence, D. Lee, M. Sugiyama, & R. Garnett, Eds.), 2962–2970.
- Fortin, F., De Rainville, F., Gardner, M., Parizeau, M., & Gagné, C. (2012). DEAP: Evolutionary Algorithms Made Easy. *Journal of Machine Learning Research*, 13, 2171–2175.
- Freund, Y. (1995). Boosting a weak learning algorithm by majority. *Information and Computation*, 121(2), 256–285.
- Freund, Y., & Schapire, R. E. (1997). A Decision-Theoretic Generalization of On-Line Learning and an Application to Boosting. *Journal of Computer and System Sciences*, 55(1), 119–139.
- Friedman, J. (2001). Greedy function approximation: a gradient boosting machine. *The Annals of Statistics*, 29(5), 1189–1232.
- Friedman, J., Hastie, T., & Tibshirani, R. (2000). Additive logistic regression: a statistical view of boosting (with discussion and a rejoinder by the authors). *The Annals of Statistics*, 28(2), 337–407.
- Friedman, J., Hastie, T., & Tibshirani, R. (2010). Regularization Paths for Generalized Linear Models via Coordinate Descent. *Journal of Statistical Software*, 33(1), 1–22.

- Garciarena, U., & Santana, R. (2017). An extensive analysis of the interaction between missing data types, imputation methods, and supervised classifiers. *Expert Systems with Applications*, 89, 52–65.
- Gardner, J. R., Pleiss, G., Bindel, D., Weinberger, K. Q., & Wilson, A. G. (2018). GPyTorch: Blackbox Matrix-Matrix Gaussian Process Inference with GPU Acceleration. *Advances in Neural Information Processing Systems*.
- Gelbart, M., Snoek, J., & Adams, R. (2014). Bayesian Optimization with Unknown Constraints (N. Zhang & J. Tian, Eds.), 250–258.
- Greenwell, B., Boehmke, B., Cunningham, J., & GBM Developers. (2020). *gbm: Generalized Boosted Regression Models*. <https://CRAN.R-project.org/package=gbm>
- Gruber, S., & Bischl, B. (2019). *mlr3hyperband: Hyperband for 'mlr3'*. <https://mlr3hyperband.mlr-org.com>
- Guyon, I., & Elisseeff, A. (2003). An Introduction to Variable and Feature Selection. *The Journal of Machine Learning Research*, 3, 1157–1182.
- Hastie, T., Tibshirani, R., & Friedman, J. (2009). *The elements of statistical learning: data mining, inference, and prediction*. Springer Science & Business Media.
- Hechenbichler, K., & Schliep, K. (2004). *Weighted k-nearest-neighbor techniques and ordinal classification* (tech. rep.). SFB 386, Ludwig-Maximilians University, Munich.
- Hoerl, A. E., & Kennard, R. W. (1970). Ridge regression: Biased estimation for nonorthogonal problems. *Technometrics*, 12(1), 55–67.
- Hothorn, T., Buehlmann, P., Kneib, T., Schmid, M., & Hofner, B. (2010). Model-based Boosting 2.0. *Journal of Machine Learning Research*, 11, 2109–2113.
- Hothorn, T., Hornik, K., & Zeileis, A. (2006). Unbiased recursive partitioning: A conditional inference framework. *Journal of Computational and Graphical Statistics*, 15(3), 651–674.
- Hutter, F., Hoos, H., & Leyton-Brown, K. (2011). Sequential Model-Based Optimization for General Algorithm Configuration (C. Coello, Ed.). 6683, 507–523.
- Jadhav, A., Pramod, D., & Ramanathan, K. (2019). Comparison of Performance of Data Imputation Methods for Numeric Dataset. *Applied Artificial Intelligence*, 33(10), 913–933.
- Jin, H., Song, Q., & Hu, X. (2019). Auto-Keras: An Efficient Neural Architecture Search System. *Proceedings of the 25th ACM SIGKDD International Conference on Knowledge Discovery & Data Mining*, 1946–1956.
- Johnson, S. G. (2014). The NLOpt nonlinear-optimization package. <https://github.com/stevengj/nlopt>
- Kandasamy, K., Schneider, J., & Póczos, B. (2015). High Dimensional Bayesian Optimisation and Bandits via Additive Models (F. Bach & D. Blei, Eds.). 37, 295–304.
- Kandasamy, K., Vysyaraju, K. R., Neiswanger, W., Paria, B., Collins, C. R., Schneider, J., Póczos, B., & Xing, E. P. (2020). Tuning Hyperparameters without Grad Students: Scalable and Robust Bayesian Optimisation with Dragonfly. *Journal of Machine Learning Research*, 21(81), 1–27.
- Knudde, N., van der Herten, J., Dhaene, T., & Couckuyt, I. (n.d.). GPflowOpt. <https://gpflowopt.readthedocs.io/en/latest/index.html>
- Kuhn, M. (2008). Building Predictive Models in R Using the caret Package. *Journal of Statistical Software*, 28(5), 1–26.
- Kuhn, M. (2014). *Futility Analysis in the Cross-Validation of Machine Learning Models*. arXiv: 1405.6974. Retrieved March 17, 2021, from <http://arxiv.org/abs/1405.6974>

- Kuhn, M., & Wickham, H. (2020). *tidymodels: a collection of packages for modeling and machine learning using tidyverse principles*. <https://www.tidymodels.org>
- Lang, M., Binder, M., Richter, J., Schratz, P., Pfisterer, F., Coors, S., Au, Q., Casalicchio, G., Kotthoff, L., & Bischl, B. (2019). mlr3: A modern object-oriented machine learning framework in R. *Journal of Open Source Software*, 4(44), 1903.
- Lang, M., Bischl, B., & Surmann, D. (2017). batchtools: Tools for R to work on batch systems. *The Journal of Open Source Software*, 2(10), 135.
- LeDell, E., & Poirier, S. (2020). H2O AutoML: Scalable Automatic Machine Learning. *7th ICML Workshop on Automated Machine Learning (AutoML)*.
- LeDell, E., Gill, N., Aiello, S., Fu, A., Candel, A., Click, C., Kraljevic, T., Nykodym, T., Aboyoun, P., Kurka, M., & Malohlava, M. (2020). *h2o: R Interface for the 'H2O' Scalable Machine Learning Platform*. <https://CRAN.R-project.org/package=h2o>
- Li, L., Jamieson, K., DeSalvo, G., Rostamizadeh, A., & Talwalkar, A. (2018). Hyperband: A Novel Bandit-Based Approach to Hyperparameter Optimization. *Journal of Machine Learning Research*, 18(185), 1–52.
- Li, N., Shen, Y., Zhang, W., Chen, Y., Jiang, H., Liu, M., Jiang, J., Gao, J., Wu, W., Yang, Z., Zhang, C., & Cui, B. (n.d.). OpenBox: A Generalized Black-box Optimization Service. *Proceedings of the 27th ACM SIGKDD International Conference on Knowledge Discovery & Data Mining, KDD 2021*.
- Liaw, R., Liang, E., Nishihara, R., Moritz, P., Gonzalez, J. E., & Stoica, I. (n.d.). Tune. <https://docs.ray.io/en/master/tune/index.html>
- Lindauer, M., K.Eggensperger, Feurer, M., Falkner, S., Biedenkapp, A., & Hutter, F. (2017). SMAC v3: Algorithm Configuration in Python. <https://github.com/automl/SMAC3>
- López-Ibáñez, M., Dubois-Lacoste, J., Pérez Cáceres, L., Stützle, T., & Birattari, M. (2016). The irace package: Iterated Racing for Automatic Algorithm Configuration. *Operations Research Perspectives*, 3, 43–58.
- Luraschi, J., Kuo, K., Ushey, K., Allaire, J., Falaki, H., Wang, L., Zhang, A., Li, Y., & The Apache Software Foundation. (2020). *sparklyr: R Interface to Apache Spark*. <https://CRAN.R-project.org/package=sparklyr>
- Mebane, Jr., W. R., & Sekhon, J. S. (2011). Genetic Optimization Using Derivatives: The rgenoud Package for R. *Journal of Statistical Software*, 42(11), 1–26.
- Mersmann, O. (2014). *mco: Multiple Criteria Optimization Algorithms and Related Functions*. <https://CRAN.R-project.org/package=mco>
- Meyer, D., Dimitriadou, E., Hornik, K., Weingessel, A., & Leisch, F. (2019). *e1071: Misc Functions of the Department of Statistics, Probability Theory Group (Formerly: E1071), TU Wien*. <https://CRAN.R-project.org/package=e1071>
- Moore, K., Kan, K. F., McGuire, L., Tovbin, M., Ovsiankin, M., Loh, M., Weil, M., Nabar, S., Gordon, V., & Patryshev, V. (n.d.). TransmogriAI. <https://github.com/salesforce/TransmogriAI>
- Morgan, M., Obenchain, V., Lang, M., Thompson, R., & Turaga, N. (2020). *BiocParallel: Bioconductor facilities for parallel evaluation*. <https://github.com/Bioconductor/BiocParallel>
- Mullen, K., Ardia, D., Gil, D., Windover, D., & Cline, J. (2011). DEoptim: An R Package for Global Optimization by Differential Evolution. *Journal of Statistical Software*, 40(6), 1–26.
- Murphy, K. P. (2012). *Machine learning: a probabilistic perspective*. MIT press.

- Nardi, L., Koeplinger, D., & Olukotun, K. (2019). Practical design space exploration. *2019 IEEE 27th International Symposium on Modeling, Analysis, and Simulation of Computer and Telecommunication Systems (MASCOTS)*, 347–358.
- Nelder, J. A., & Wedderburn, R. W. (1972). Generalized linear models. *Journal of the Royal Statistical Society: Series A (General)*, 135(3), 370–384.
- Nogueira, F. (2014). Bayesian Optimization: Open source constrained global optimization tool for Python. <https://github.com/fmfn/BayesianOptimization>
- Oh, C., Gavves, E., & Welling, M. (2018). BOCK : Bayesian Optimization with Cylindrical Kernels (J. Dy & A. Krause, Eds.). 80, 3865–3874.
- Olson, R., Bartley, N., Urbanowicz, R., & Moore, J. (2016). Evaluation of a Tree-based Pipeline Optimization Tool for Automating Data Science (T. Friedrich, Ed.), 485–492.
- Paszke, A., Gross, S., Massa, F., Lerer, A., Bradbury, J., Chanan, G., Killeen, T., Lin, Z., Gimelshein, N., Antiga, L., Desmaison, A., Kopf, A., Yang, E., DeVito, Z., Raison, M., Tejani, A., Chilamkurthy, S., Steiner, B., Fang, L., . . . Chintala, S. (2019). PyTorch: An Imperative Style, High-Performance Deep Learning Library (H. Wallach, H. Larochelle, A. Beygelzimer, F. d'Alché-Buc, E. Fox, & R. Garnett, Eds.), 8024–8035.
- Pedregosa, F., Varoquaux, G., Gramfort, A., Michel, V., Thirion, B., Grisel, O., Blondel, M., Prettenhofer, P., Weiss, R., Dubourg, V., Vanderplas, J., Passos, A., Cournapeau, D., Brucher, M., Perrot, M., & Duchesnay, E. (2011). Scikit-learn: Machine Learning in Python. *Journal of Machine Learning Research*, 12, 2825–2830.
- Platt, J. (1999). Probabilistic outputs for support vector machines and comparisons to regularized likelihood methods. In A. J. Smola, P. Bartlett, B. Schölkopf, & D. Schuurmans (Eds.), *Advances in Large Margin Classifiers* (pp. 61–74). MIT Press.
- Probst, P., & Boulesteix, A.-L. (2017). To tune or not to tune the number of trees in random forest. *Journal of Machine Learning Research*, 18(1), 6673–6690.
- Probst, P., Boulesteix, A.-L., & Bischl, B. (2019). Tunability: Importance of Hyperparameters of Machine Learning Algorithms. *Journal of Machine Learning Research*, 20(53), 1–32.
- Probst, P., Wright, M. N., & Boulesteix, A.-L. (2019). Hyperparameters and tuning strategies for random forest. *WIREs Data Mining and Knowledge Discovery*, 9(3), e1301.
- Rapin, J., & Teytaud, O. (2018). Nevergrad - A gradient-free optimization platform. <https://GitHub.com/FacebookResearch/Nevergrad>
- Roustant, O., Ginsbourger, D., & Deville, Y. (2012). DiceKriging, DiceOptim: Two R packages for the analysis of computer experiments by kriging-based metamodeling and optimization. *Journal of Statistical Software*, 51.
- Schalk, D., Thomas, J., & Bischl, B. (2018). compboost: Modular Framework for Component-Wise Boosting. *Journal of Open Source Software*, 3(30), 967.
- Schapire, R. E. (1990). The strength of weak learnability. *Machine Learning*, 5(2), 197–227.
- Schliep, K., & Hechenbichler, K. (2016). *kknn: Weighted k-Nearest Neighbors*. <https://CRAN.R-project.org/package=kknn>
- Schmidberger, M., Morgan, M., Eddelbuettel, D., Yu, H., Tierney, L., & Mansmann, U. (2009). State-of-the-Art in Parallel Computing with R. *Journal of Statistical Software*, 31(1), 1–27.
- Schölkopf, B., Smola, A. J., Williamson, R. C., & Bartlett, P. L. (2000). New support vector algorithms. *Neural Computation*, 12(5), 1207–1245.
- Schubert, M. (2019). clustermq enables efficient parallelisation of genomic analyses. *Bioinformatics*, 35(21), 4493–4495.
- scikit-optimize. (n.d.). <https://scikit-optimize.github.io/>
- Snoek, J. (n.d.). Spearmint. <https://github.com/HIPS/Spearmint/>

- Snoek, J., Larochelle, H., & Adams, R. (2012). Practical Bayesian Optimization of Machine Learning Algorithms (P. Bartlett, F. Pereira, C. Burges, L. Bottou, & K. Weinberger, Eds.), 2960–2968.
- Snoek, J., Swersky, K., Zemel, R., & Adams, R. (2014). Input Warping for Bayesian Optimization of Non-stationary Functions (E. Xing & T. Jebara, Eds.), 1674–1682.
- Stander, N., & Craig, K. (2002). On the robustness of a simple domain reduction scheme for simulation-based optimization. *Engineering Computations*, 19, 431–450.
- Sweeney, R. E., & Ulveling, E. F. (1972). A Transformation for Simplifying the Interpretation of Coefficients of Binary Variables in Regression Analysis. *The American Statistician*, 26(5), 30–32.
- Swersky, K., Snoek, J., & Adams, R. (2013). Multi-task Bayesian optimization (C. Burges, L. Bottou, M. Welling, Z. Ghahramani, & K. Weinberger, Eds.), 2004–2012.
- Therneau, T., & Atkinson, B. (2019). *rpart: Recursive Partitioning and Regression Trees*. <https://CRAN.R-project.org/package=rpart>
- Thornton, C., Hutter, F., Hoos, H., & Leyton-Brown, K. (2013). Auto-WEKA: combined selection and hyperparameter optimization of classification algorithms (I. Dhillon, Y. Koren, R. Ghani, T. Senator, P. Bradley, R. Parekh, J. He, R. Grossman, & R. Uthrusamy, Eds.), 847–855.
- Tibshirani, R. (1996). Regression shrinkage and selection via the lasso. *Journal of the Royal Statistical Society: Series B (Methodological)*, 58(1), 267–288.
- Trautmann, H., Mersmann, O., & Arnu, D. (2011). *cmaes: Covariance Matrix Adapting Evolution Strategy*. <https://CRAN.R-project.org/package=cmaes>
- van der Laan, M. J., Polley, E. C., & Hubbard, A. E. (2007). Super Learner. *Statistical Applications in Genetics and Molecular Biology*, 6(1), Article 25.
- Wallig, M., Microsoft, & Weston, S. (2020). *foreach: Provides Foreach Looping Construct*. <https://CRAN.R-project.org/package=foreach>
- Woźnica, K., & Biecek, P. (2020). *Does imputation matter? Benchmark for predictive models*. arXiv: 2007.02837. Retrieved March 17, 2021, from <http://arxiv.org/abs/2007.02837>
- Wright, M., & Ziegler, A. (2017). ranger: A fast implementation of random forests for high dimensional data in C++ and R. *Journal of Statistical Software*, 77(1), 1–17.
- Xiang, Y., Gubian, S., Suomela, B., & Hoeng, J. (2013). Generalized Simulated Annealing for Efficient Global Optimization: the GenSA Package for R. *The R Journal*, 5(1), 13–28.
- Yan, Y. (2016). *rBayesianOptimization: Bayesian Optimization of Hyperparameters*. <https://CRAN.R-project.org/package=rBayesianOptimization>
- Yu, H. (2002). Rmpi: Parallel Statistical Computing in R. *R News*, 2(2), 10–14.
- Zimmer, L., Lindauer, M., & Hutter, F. (2021). Auto-PyTorch Tabular: Multi-Fidelity MetaLearning for Efficient and Robust AutoDL. *IEEE Transactions on Pattern Analysis and Machine Intelligence*, 1–12.
- Zoph, B., Vasudevan, V., Shlens, J., & Le, Q. V. (2018). Learning Transferable Architectures for Scalable Image Recognition, 8697–8710.
- Zou, H., & Hastie, T. (2005). Regularization and variable selection via the elastic net. *Journal of the Royal Statistical Society: Series B (Statistical Methodology)*, 67(2), 301–320.