

EvoBA: An Evolution Strategy as a Strong Baseline for Black-Box Adversarial Attacks

Andrei Ilie, Marius Popescu, and Alin Stefanescu

University of Bucharest, Romania
{cilie, marius.popescu, alin}@fmi.unibuc.ro

Abstract. Recent work has shown how easily white-box adversarial attacks can be applied to state-of-the-art image classifiers. However, real-life scenarios resemble more the black-box adversarial conditions, lacking transparency and usually imposing natural, hard constraints on the query budget.

We propose **EvoBA**¹, a black-box adversarial attack based on a surprisingly simple evolutionary search strategy. **EvoBA** is query-efficient, minimizes L_0 adversarial perturbations, and does not require any form of training.

EvoBA shows efficiency and efficacy through results that are in line with much more complex state-of-the-art black-box attacks such as **AutoZOOM**. It is more query-efficient than **SimBA**, a simple and powerful baseline black-box attack, and has a similar level of complexity. Therefore, we propose it both as a new strong baseline for black-box adversarial attacks and as a fast and general tool for gaining empirical insight into how robust image classifiers are with respect to L_0 adversarial perturbations.

There exist fast and reliable L_2 black-box attacks, such as **SimBA**, and L_∞ black-box attacks, such as **DeepSearch**. We propose **EvoBA** as a query-efficient L_0 black-box adversarial attack which, together with the aforementioned methods, can serve as a generic tool to assess the empirical robustness of image classifiers. The main advantages of such methods are that they run fast, are query-efficient, and can easily be integrated in image classifiers development pipelines.

While our attack minimises the L_0 adversarial perturbation, we also report L_2 , and notice that we compare favorably to the state-of-the-art L_2 black-box attack, **AutoZOOM**, and of the L_2 strong baseline, **SimBA**.

1 Introduction

With the increasing performance and applicability of machine learning algorithms, and in particular of deep learning, the safety of such methods became more relevant than ever. There has been growing concern over the course of the last few years regarding adversarial attacks, i.e., algorithms which are able to fool machine learning models with minimal input perturbations, as they were shown to be very effective.

Ideally, theoretical robustness bounds should be obtained in the case of critical software involving image classification components. There has been important recent research in this direction [10,13,7,24], but most often the algorithms generating these

¹ All the work is open source: <https://github.com/andreiiilie1/BBAttacks>.

bounds work for limited classes of models, do not scale well with larger neural networks, and require complete knowledge of the target model’s internals. Therefore, complementary empirical robustness evaluations are required for a better understanding of how robust the image classifiers are. In order to achieve this, one has to come up with effective adversarial attacks that resemble real-life conditions, such as in the black-box query-limited scenario.

In general, adversarial attacks are classified as either white-box or black-box. White-box adversarial attacks, where the attacker has complete knowledge of the target model, were shown to be particularly successful, most of them using gradient-based methods [29,9,2]. In the case of black-box adversarial attacks, the attacker can only query the model, and has no access to the model internals and to the data used for training. These restrictions make the black-box adversarial setup resemble more real-life scenarios. Furthermore, the attacker usually has to minimise the number of queries to the model, either due to time or monetary constraints (such as in the case of some vision API calls).

Previous state-of-the-art black-box adversarial attacks focused on exploiting the transferability phenomenon, which allowed the attackers to train substitute models imitating the target one, and perform white-box attacks on these [22,23]. More recently, a class of black-box adversarial attacks, called Zeroth Order Optimization (**ZOO**) [5], has gained momentum, providing one of the current state-of-the-art attacks, **AutoZOOM** ([30]). Interestingly, a much simpler algorithm, **SimBA** (Simple Black-box Attack) [11], achieves a similar, slightly lower success rate than state-of-the-art attacks, including **AutoZOOM**, and requires a lower number of queries. Therefore, **SimBA** is proposed to be used as a default baseline for any adversarial attack, but it is itself an unexpectedly powerful algorithm.

We propose **EvoBA**, an untargeted black-box adversarial attack that makes use of a simple evolutionary search strategy. **EvoBA** only requires access to the output probabilities of the target model for a given input and needs no extra training. **EvoBA** is more query-efficient than **SimBA** and **AutoZOOM**, and has a perfect success rate, surpassing **SimBA** and being aligned with **AutoZOOM** from this point of view. We designed **EvoBA** to minimize the L_0 adversarial perturbation, however we also report the L_2 norms of the perturbations it generates and compare them with the L_2 norms of **AutoZOOM** and **SimBA**, which are L_2 adversarial attacks. Despite our algorithm aiming to minimize a different metric than these methods, we achieve similar L_2 norms in the perturbations we generate, and a significantly better L_0 .

EvoBA is a model-agnostic empirical tool that can be used as a test to assess how robust image classifier systems are with respect to L_0 noise. Therefore, **EvoBA** is both a simple and strong baseline for black-box adversarial attacks, but also a generic L_0 robustness evaluation method that can be used in a fast and reliable way with any system involving image classification.

While L_2 (Euclidean distance) and L_∞ (maximum absolute pixel-wise distance) adversarial attacks are more commonly studied, L_0 (count of modified pixels distance) adversarial attacks can fit better real-life, physical settings, such as in the well-known cases of graffiti perturbations on stop-signs from [8] and of adversarial eyeglass frames from [26]. As [3] notes, “physical obstructions in images or malicious splicing of audio

or video files are realistic threats that can be modeled as L_0 noise, whereas L_2 attacks may be more difficult to carry out in the physical world”.

The main property of adversarially perturbed images is that they are very close from a human point of view to the original benign image, but trick the model into predicting the wrong class. While the notion of “closeness from a human perspective” is hard to quantify, there exists general consensus around using the L_0 , L_2 , and L_∞ norms as proxies for measuring the adversarial perturbations [31,23,22,11,32].

EvoBA focuses on the L_0 norm, is fast, query-efficient, and effective. Therefore, we propose using it together with similarly fast and efficient methods that focus on different norms, such as **SimBA**, which focuses on L_2 , and **DeepSearch** ([32]), which focuses on L_∞ , to empirically evaluate the robustness of image classifiers. These methods can act together as a fast and general toolbox used along the way of developing systems involving image classification models. **EvoBA** can easily be incorporated in development pipelines for gaining fast insights into a model’s L_0 empirical robustness, only requiring access to the classifier’s prediction method and to a sample of target images together with their corresponding labels.

Moreover, many adversarial training methods focus on improving the robustness with respect to L_0 , L_2 , and L_∞ perturbations [25]. Therefore, it is important to be able to empirically evaluate how much the robustness of target models improve due to adversarial training with respect to these norms. A toolbox consisting of efficient and reliable attacks such as **EvoBA**, **DeepSearch**, and **SimBA** can serve this purpose.

EvoBA is most surprising through its dual nature, acting both as a strong and fast black-box adversarial attack, such as **SimBA**, but also achieving results which are in line with much more complex, state-of-the-art black-box attacks, such as **AutoZOOM**.

To wrap it up, we propose **EvoBA** as a standard strong baseline for any black-box adversarial attack and as a tool that can provide empirical insight into how robust image classifiers are. Its main advantages are that it is as effective as state-of-the-art black-box attacks, such as **AutoZOOM**, and more query-efficient. While it is an L_0 adversarial attack, it achieves L_2 perturbations of similar magnitudes with state-of-the-art L_2 black-box attacks and requires no training. Furthermore, **EvoBA** is highly parallelisable, which allows it to run significantly faster than **SimBA**, the other powerful baseline black-box attack.

Our contributions:

- We propose **EvoBA**, a fast, query-efficient, and effective black-box L_0 adversarial attack, which can be used as a generic test for assessing the L_0 robustness of image classifiers.
- We show how **EvoBA** compares favourably to the state-of-the-art black-box L_2 attack **AutoZOOM**, while being significantly simpler.
- We show how **EvoBA** (an L_0 attack) serves a similar purpose to the other strong and simple baselines such as **SimBA** (an L_2 attack) and **DeepSearch** (an L_∞ attack). These methods are suitable to be run together, as part of a robustness testing toolbox, while developing any image classification model.

Paper outline:

- In Section 2 we do a quick literature review around related work and position **EvoBA** with respect to the presented methods.

- In Section 3 we introduce **EvoBA** together with the threat model we use. We provide pseudocode for **EvoBA** and explain the main ideas behind it. We also analyze its space and time complexities.
- In Section 4 we present our experimental methodology and setup, provide and analyse the quantitative results of **EvoBA** in comparison with other methods, and present some qualitative results.
- In Section 5 we wrap-up the main findings and propose future research directions for our work.

2 Related Work

While the black-box adversarial attack settings are far more restrictive than the white-box ones, their similarity to real-life scenarios has increasingly brought them into the spotlight of machine learning safety.

One general approach for black-box attacks exploits the transferability property of adversarial examples [22,23]. The attacker can train their own substitute model and perform white-box attacks on it, which usually yield good adversarial samples for the target model as well. However, [27] showed the limitations of this method, highlighting how not all white-box attacks and not all architectures transfer well.

A class of approaches that do not rely on transferability is based on Zeroth Order Optimization (ZOO), which tries to estimate the gradients of the target neural network in order to generate adversarial examples. One of the early algorithms in this direction, **ZOO** [5] managed to reach similar success rates with state-of-the-art white-box attacks, producing adversarial samples of comparable visual quality. In general, Zeroth Order Optimization refers to any functional optimization where gradients are not available, so the term has commonly been adapted in the field of black-box adversarial attacks as a general category of methods that estimate the gradients.

The main disadvantage of traditional ZOO-type attacks is that they usually require plenty of queries for approximating the coordinate-wise gradients. **AutoZOOM** [30] solved this issue by performing a dimensionality reduction on top of the target image, and then using the ZOO approach in the reduced space. It achieved results that are aligned with previous ZOO state-of-the-art methods, but managed to reduce the query count by up to 93% on datasets such as MNIST, ImageNet, and CIFAR-10. Our method is comparable to **AutoZOOM** in terms of performance, achieving a similar success rate with a slightly lower query count, but has the main advantage of being considerably simpler. Our approach does not need to estimate gradients at all and, compared to **AutoZOOM-AE** - the more powerful attack from [30], it does not require any form of training or knowledge about the training data. In addition, **AutoZOOM** demands access to the output probabilities over all classes, unlike our method, which only requires the output class and its probability. While **AutoZOOM** is an attack that minimizes the L_2 perturbations norm, **EvoBA** is focused on minimising the L_0 norm. However we also report the L_2 and notice that it is comparable to **AutoZOOM**'s results.

SimBA (Simple Black-box Adversarial Attack, [11]) is a very simple strategy that has comparable performance to the significantly more complex **AutoZOOM**. The method randomly iterates through all pixels, perturbing them with fixed noise amounts if this

makes the model output a lower probability for the correct class. **EvoBA** has a similar complexity to **SimBA**, both of them being good candidates for strong adversarial attack baselines. **SimBA** is mainly powered up by the randomness of choosing which pixel to perturb, and the only information it uses is whether the correct probability decreases. In comparison, **EvoBA** strikes a better balance between exploration and exploitation, which is common for evolutionary algorithms. This makes **EvoBA** achieve a slightly better success rate than **SimBA**, with a lower query budget. Similarly to **AutoZOOM**, **SimBA** is an L_2 adversarial attack, while **EvoBA** focuses on L_0 . Nevertheless, the average L_2 perturbation norm of **EvoBA** is slightly higher, but comparable to **SimBA**'s results. We also run **SimBA** and remark that the L_0 perturbation norms that **EvoBA** achieves are significantly better. Furthermore, **SimBA** does not allow for any kind of parallelisation, while the evolution strategy we use in **EvoBA** is highly parallelisable and, accordingly, faster.

DeepSearch ([32]) is another simple, yet very efficient black-box adversarial attack, which achieves results in line with much more complex methods. It is an L_∞ attack, perturbing with very high probability all the pixels (maximal L_0 norm of the perturbations), which makes it incomparable with the L_0 attack **EvoBA**. Similarly, while **EvoBA** optimizes the L_0 norm of the perturbations, it most often produces high L_∞ distortions, with sometimes near-maximal perturbations for the few chosen pixels. While both **DeepSearch** and **EvoBA** have non-complex implementations, **EvoBA** is conceptually simpler. **DeepSearch** is based on the idea of linear explanations of adversarial examples ([9]), and exploits three main aspects: it devises a mutation strategy to perturb images as fast as possible, it performs a refinement on top of the earliest adversarial example in order to minimise the L_∞ norm, and adapts an existing hierarchical-grouping strategy for reducing the number of queries ([21]). Furthermore, **EvoBA** has the advantage of being highly parallelisable, while **DeepSearch** is inherently sequential. **DeepSearch**, **EvoBA**, and **SimBA** are complementary methods that serve the similar purpose of efficient and reliable black-box attacks working under the query-limited scenario, each optimising the produced perturbations under a different norm.

As black-box adversarial attacks are ultimately search strategies in obscured environments, it has been natural to also explore the path of evolutionary algorithms. One notable example is **GenAttack** [1], an approach that follows the classic pattern of genetic algorithms. While it was developed at the same time with **AutoZOOM**, the authors report similar results for the targeted versions of the two methods, without providing any untargeted attack results. We focused on the untargeted scenario, and our results are also in line with **AutoZOOM**. **GenAttack** focuses on minimising the L_∞ perturbation norm, and, in expectation, the L_0 it achieves is equal to the count of all pixels in the image. In comparison, **EvoBA** is an L_0 attack, achieving considerably small perturbations under this norm. In addition, **EvoBA** is less complex and more suitable for a strong baseline attack.

A related approach to ours, which also makes use of evolution strategies, is [20], which tries to minimise the L_∞ norm of adversarial perturbations. It proposes different evolution strategies applied on top of a tiling approach inspired by [16], where the authors use a Bandits approach. The attacks they propose focus on minimising the L_∞ norm of the perturbations and the authors do not report any other results regarding

different norms. The L_2 cost of this approach is not clear, one of the main issues being that it can become rather high. The L_0 is equal in general to the number of pixels in the entire image, in comparison with **EvoBA**, which is L_0 -efficient. Qualitatively, the applied adversarial tiles it generates are easily perceivable by a human, yielding grid-like patterns on top of the target image, while the samples produced by **EvoBA** are imperceptible (Figure 7, ImageNet) or look like benign noise (Figure 4, CIFAR-10).

3 The Method

3.1 Notation and threat model

We work under black-box adversarial settings, with limited query budget and L_0 perturbation norm. We consider the untargeted attack scenario, where an adversary wants to cause perturbation that changes the original, correct prediction of the target model for a given image to any other class.

We denote by \mathbf{F} the target classifier. By a slight abuse of notation, we let $\mathbf{F}(\mathbf{x})$ be the output distribution probability of model \mathbf{F} on input image \mathbf{x} and $\mathbf{F}_k(\mathbf{x})$ be the output probability for class k . Then, \mathbf{F} can be seen as a function $\mathbf{F} : \mathbb{I} \mapsto \mathbb{R}^K$, where \mathbb{I} is the image space (a subset of $\mathbb{R}^{h \times w \times c}$) and K is the number of classes.

As we are working under black-box conditions, we have no information about the internals of \mathbf{F} , but we have query access to it, i.e., we can retrieve $\mathbf{F}(\mathbf{x})$ for any $\mathbf{x} \in \mathbb{I}$. In fact, we will see that for our method we just need access to $\arg \max_k \mathbf{F}_k(\mathbf{x})$ and to its corresponding probability.

Let us consider an image \mathbf{x} , which is classified correctly by \mathbf{F} . The untargeted attack goal is to find a perturbed version $\tilde{\mathbf{x}}$ of \mathbf{x} that would make

$$\arg \max_k \mathbf{F}_k(\tilde{\mathbf{x}}) \neq \arg \max_k \mathbf{F}_k(\mathbf{x}), \quad (1)$$

constrained by the query and L_0 bounds.

3.2 The algorithm

It is usual for black-box attacks to deal with a surrogate optimization problem that tries to find a perturbed version $\tilde{\mathbf{x}}$ of \mathbf{x} that minimizes $\mathbf{F}(\tilde{\mathbf{x}})$. This is clearly not equivalent to the formulation at (1), but it often yields good adversarial examples and is easier to use in practice.

In loose terms, this surrogate optimization problem can be formulated as follows for an image \mathbf{x} with true label y :

$$\min_{\delta \in \mathbb{R}^{h \times w \times c}} \mathbf{F}_y(\mathbf{x} + \delta), \text{ w.r.t. queries } \leq Q, \|\delta\|_0 \leq \epsilon. \quad (2)$$

In order to tackle (2), we adopt a simple evolution strategy that yields results in line with state-of-the-art black-box attacks.

Our method (Algorithm 1) works by iteratively creating generations of perturbed images according to the following process: it selects the fittest individual in each generation (with lowest probability to be classified correctly), starting from the unperturbed

Algorithm 1: EvoBA

Data: black-box model \mathbf{F} , image \mathbf{x} , correct class k , query budget Q , L_0 threshold ϵ , pixel batch size B , generation size G

```

1 PARENT  $\leftarrow \mathbf{x}$ 
2 PREDICTION  $\leftarrow \mathbf{F}_k(\mathbf{x})$ 
3 QUERY_CNT  $\leftarrow 1$ 
4 while  $\|\text{PARENT} - \mathbf{x}\|_0 < \epsilon$  and QUERY_CNT  $< Q$  do
5     OFFSPRING  $\leftarrow []$ 
6     FITNESSES  $\leftarrow []$ 
7     PIXELS  $\leftarrow \text{SAMPLE\_PIXELS}(\text{PARENT}, B)$ 
8     for IDX  $\leftarrow 1 \dots G$  do
9         CHILD  $\leftarrow \text{PARENT}$ 
10        for PIXEL  $\leftarrow \text{PIXELS}$  do
11            CHILD[PIXEL]  $\leftarrow \text{SAMPLE\_VALUES}()$ 
12        OFFSPRING  $\leftarrow \text{OFFSPRING} + [\text{CHILD}]$ 
13        PRED_CHILD  $\leftarrow \mathbf{F}(\text{CHILD})$ 
14        QUERY_CNT  $\leftarrow \text{QUERY\_CNT} + 1$ 
15        if  $\arg \max \text{PRED\_CHILD} \neq k$  then
16            return CHILD
17        FITNESSES  $\leftarrow \text{FITNESSES} + [1 - \text{PRED\_CHILD}_k(\text{CHILD})]$ 
18    BEST_CHILD  $\leftarrow \arg \max(\text{FITNESSES})$ 
19    PARENT  $\leftarrow \text{OFFSPRING}[\text{BEST\_CHILD}]$ 
20 return PERTURBATION FAILED

```

image, then samples small batches of its pixels and randomly perturbs them, stopping when the fittest individual is either no longer classified correctly or when one of the constraints no longer holds (when either the query count or the distance become too large).

The function $\text{SAMPLE_PIXELS}(\text{PARENT}, B)$ does a random, uniform sample over the pixels of PARENT , and returns a list of size at most B (the sampling is done with repetition) containing their coordinates. Its purpose is to pick the pixels that will be perturbed. The function SAMPLE_VALUES generates pixel perturbed values. For our L_0 objective, we let it pick uniformly a random value in the pixel values range.

The algorithm follows a simple and general structure of evolution strategies. The mutation we apply on the best individual from each generation is selecting at most B pixels and assigning them random, uniform values. The fitness of an individual is just the cumulative probability of it being misclassified.

One important detail that is not mentioned in the pseudocode, but which allowed us to get the best results, is how we deal with multi-channel images. If the target image has the shape $h \times w \times c$ (height, width, channels), then we randomly sample a position in the $h \times w$ grid and add all of its channels to the PIXELS that will be perturbed. We hypothesise that this works well because of a “inter-channel transferability” phenomenon, which allows **EvoBA** to perturb faster the most sensible zones in all the channels. Note that this yields a cost of c for every grid-sample to the L_0 perturbation norm, so in

the case of ImageNet or CIFAR-10 images it counts as 3, and in the case of MNIST it counts as 1.

The query budget and L_0 constraints impose a compromise between the total number of generations in an **EvoBA** run and the size G of each generation. The product of these is approximately equal to the number of queries, so for a fixed budget we have to strike the right balance between them. The bigger G is, the more we favour more exploration instead of exploitation, which should ultimately come at a higher query cost. The smaller G is, the search goes in the opposite direction, and we favour more the exploitation. As each exploitation step corresponds to a new perturbation, this will result in bigger adversarial perturbations. Furthermore, lacking proper exploration can even make the attack unsuccessful in the light of the query count and L_0 constraints.

The batch size B allows selecting multiple pixels to perturb at once in the mutation step. It is similar to the learning rate in general machine learning algorithms: the higher it is, the fewer queries (train steps, in the case of machine learning algorithms) we need, at the cost of potentially missing local optimal solutions.

The space complexity of Algorithm 1 is $\mathcal{O}(G \times \text{size}(\mathbf{x}))$. As the size of \mathbf{x} is in general fixed, or at least bounded for specific tasks, we can argue that the space complexity is $\mathcal{O}(G)$. However, **EvoBA** can be easily modified to only store two children at a moment when generating new offspring, i.e., the currently generated one and the best one so far, which makes **EvoBA**'s space complexity $\mathcal{O}(1)$.

The dominant component when it comes to time complexity is given by **F** queries. In the current form of Algorithm 1, they could be at most $\min(\frac{\epsilon}{B} \times G, Q)$. Assuming that the budget Q will generally be higher, the time complexity would roughly be $\mathcal{O}(\frac{\epsilon}{B} \times G \times (\text{query cost of F}))$. This is merely the sequential time complexity given by the unoptimised pseudocode, however the G **F**-queries can be batched, yielding much faster, parallelised runs.

4 Experiments

4.1 Experimental Setup

We used TensorFlow/Keras for all our experiments. All the experiments were performed on a MacBook with 2,6 GHz 6-Core Intel Core i7, without a GPU.

We ran locally **SimBA**, the strong and simple L_2 black-box adversarial attack, and compared **EvoBA** to both our local **SimBA** results and reported results from the paper introducing it ([11]).

We also monitored and compared against the **AutoZOOM** results, but for these we have used different target models, as the main focus was on comparing to **SimBA** (which already achieves results which are in line with state-of-the-art approaches, such as **AutoZOOM**, being more query-efficient), so we adopted their models.

We don't do a head-to-head comparison with the efficient L_∞ black-box baseline **DeepSearch**, as it is a direct consequence of their approach that they get near-maximal L_0 perturbations, while **EvoBA** aims to optimize the L_0 norm. Similarly, **EvoBA** creates high L_∞ perturbations, as it modifies very few pixels with random, possibly big quantities. Therefore, **DeepSearch** and **EvoBA** are complementary methods that should

be used together, but a direct comparison of their results is not suitable, as the L_0 and L_∞ objectives are partly contradictory.

We ran multiple experiments over four datasets: MNIST [18], CIFAR-10 [17], and ImageNet [6].

On MNIST we have been running our experiments on a classic target LeNet architecture [19], while **SimBA** does not report any results on this dataset, and **AutoZOOM** uses a similar architecture to ours, with additional dropout layers (taken from [4]). However, their target models are trained by default with distillation, which is likely to make perturbations harder. For comparing with **SimBA** on MNIST, we ran the attack ourselves and aggregated various metrics.

We initially used MNIST to validate **EvoBA** against a completely random black-box adversarial attack, similar to the one introduced in [14]. The purely random strategy iterates by repeatedly sampling a bounded number of pixels from the original target image and changing their values according to a random scheme. While the purely random method introduced in [14] achieves surprising results for such a simple approach, it does a very shallow form of exploration, restarting the random perturbation process with each miss (i.e., with each perturbed image that is still classified correctly). We will refer to the completely random strategy as **CompleteRandom** in the experiments below.

For CIFAR-10, we use a ResNet-50 [12] target model, similarly to **SimBA**, and we compare to both their reported results and to our local run of their attack.

For ImageNet, we have used a similar target ResNet-50 to the one used in **SimBA**, while **AutoZOOM** used InceptionV3 [28].

We will use the following shorthands in the results below: **SR** (Success Rate), **QA** (Queries Average), **L0** (Average of L0 successful perturbations), **L2** (Average L2 norm of successful perturbations).

We will refer to **EvoBA** that perturbs at most B pixels at once and that has generation size G as **EvoBA**(B, G). We will explicitly mention in each section which thresholds were used for the experiments.

For all the local runs of **SimBA**, we have been using $\epsilon = 0.2$ (a hyperparameter specific to **SimBA**), which was also used in the paper [11]. We only replicated locally the results of the Cartesian Basis version of **SimBA**, which resembles more an L_0 adversarial attack, but which is less efficient than the Discrete Cosine Transform (DCT) version from the paper. Therefore, we will use **SimBA-LCB** to refer to the local run of **SimBA** on top of the exact same target models as **EvoBA**, with $\epsilon = 0.2$. We will use **SimBA-CB** to refer to the results of the Cartesian Basis paper results, and **SimBA-DCT** for the DCT paper results.

In the cases where the **AutoZOOM** paper [30] provides data, we will only compare to **AutoZOOM-BiLIN**, the version of the attack which requires no additional training and data, and which is closer to our and **SimBA**'s frameworks.

4.2 Results on MNIST

We only experiment with **EvoBA**(B, G) with $B > 1$ on MNIST, and focus on $B = 1$ for subsequent experiments, for which we impose an L_0 perturbation limit of 100 and a query threshold of 5000.

Running **SimBA (SimBA-LCB)** on a local machine with the mentioned specifications, requires an average of **93s** per MNIST sample. In comparison, all the **EvoBA** experiments on MNIST took between **1.94s** and **4.58s** per sample.

We also report the **CompleteRandom** results, for which we impose an L_0 perturbation limit of 100 and a query threshold of 5000, similarly to the constraints we use for **EvoBA**.

We randomly sampled 200 images from the MNIST test set and ran **SimBA-LCB**, **EvoBA**, and **CompleteRandom** against the same LeNet model [19]. For reference, we also add the results of **AutoZOOM**, which are performed on a different architecture. Therefore, the results are not directly comparable with them. L_0 data is not available for **AutoZOOM**, but it is usual for ZOO methods to perturb most of the pixels, so it is very likely that the associated L_0 is very high.

| | SR | QA | L0 | L2 |
|-----------------------|-------|--------|-------|------|
| EvoBA(1,10) | 100% | 301.4 | 29.32 | 3.69 |
| EvoBA(1,20) | 100% | 549.4 | 26.88 | 3.58 |
| EvoBA(1,40) | 100% | 894.2 | 21.92 | 3.33 |
| EvoBA(2,20) | 100% | 312.6 | 30,72 | 3.65 |
| EvoBA(2,30) | 100% | 265.4 | 38,6 | 3.89 |
| SimBA-LCB | 56% | 196.86 | 48.16 | 2.37 |
| AutoZOOM-BiLIN | 100% | 98.82 | - | 3.3 |
| CompleteRandom | 60.5% | 576.1 | 93.98 | 5.59 |

Table 1. MNIST results. **SimBA-LCB** has a very low success rate in the case of a LeNet architecture. If we take a look at the 56% images perturbed by **EvoBA(1,10)** for example, the QA becomes 192.8, which is not apparent from the table, but which is more efficient than **SimBA-LCB**.

We remark that all the **EvoBA** configurations have a 100% success rate, and **SimBA-LCB** achieves 56%. While **SimBA** generally achieves near-perfect success rates on other tasks, one could argue that attacking a simple target model such as LeCun on a relatively easy task such as MNIST is much harder than performing attacks for more intricate target models and tasks. This is a natural trade-off between the complexity of a model and its robustness.

If we restrict **EvoBA(1,10)** to its top 56% perturbed images in terms of query-efficiency, it achieves an average of 192.79 queries, which is below **SimBA-LCB**'s queries average of 196.86. Similarly, if we restrict **EvoBA(1,10)** to its top 56% perturbed images in terms of L_2 -efficiency, it achieves an L_2 of 3.07, which is higher, but closer to **SimBA-LCB**'s L_2 result of 2.37.

CompleteRandom achieves a success rate of 60.5%, far below **EvoBA**'s 100%, but surprisingly above **SimBA-LCB**'s 56%. However, the nature of **CompleteRandom**'s perturbations is to lie at high distances, achieving L_0 and L_2 distances that are significantly higher than the distances achieved by the other methods.

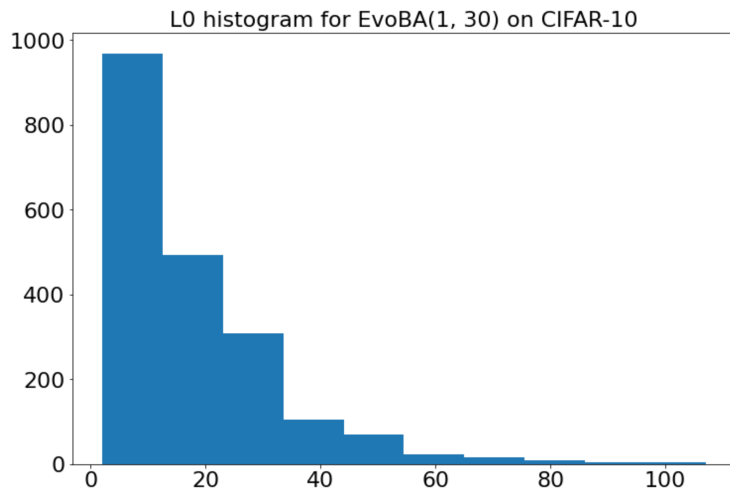


Fig. 1. Histogram of L_0 perturbation norms obtained by **EvoBA(1,30)** on CIFAR-10 with target model ResNet-50. The distribution is very heavy on small values, with few outliers.

4.3 Results on CIFAR-10

We impose an L_0 perturbation limit of 100, and a query threshold of 2000 for both **EvoBA** and **CompleteRandom**. We randomly sample 2000 images for **EvoBA** and 50 images for **SimBA-LCB**. **EvoBA** and **SimBA-LCB** are run on the exact same target ResNet-50 model, while **SimBA-DCT** and **SimBA-CB** also run on a target ResNet-50 model. **AutoZOOM-BiLIN** targets an InceptionV3 model.

SimBA-LCB required an average of **26.15s** per CIFAR-10 sample, while **EvoBA** required **1.91s** per sample.

| | SR | QA | L0 | L2 |
|-----------------------|-------|--------|-------|------|
| EvoBA(1,30) | 100% | 178.56 | 17.67 | 1.82 |
| SimBA-LCB | 100% | 206.5 | 99.46 | 1.73 |
| SimBA-CB | 100% | 322 | - | 2.04 |
| SimBA-DCT | 100% | 353 | - | 2.21 |
| AutoZOOM-BiLIN | 100% | 85.6 | - | 1.99 |
| CompleteRandom | 69.5% | 161.2 | 97.17 | 3.89 |

Table 2. CIFAR-10 results. **AutoZOOM**, **SimBA-CB**, and **SimBA-DCT** do not report the L_0 metrics. However, we have discussed already why it is very likely that **AutoZOOM** perturbs most of the pixels.

All the attacks achieved 100% success rate in the CIFAR-10 experiments, with the sole exception of **CompleteRandom**, which only got 69.5%. **EvoBA(1,30)** has a better query average when compared to all the **SimBA** approaches, which targeted the

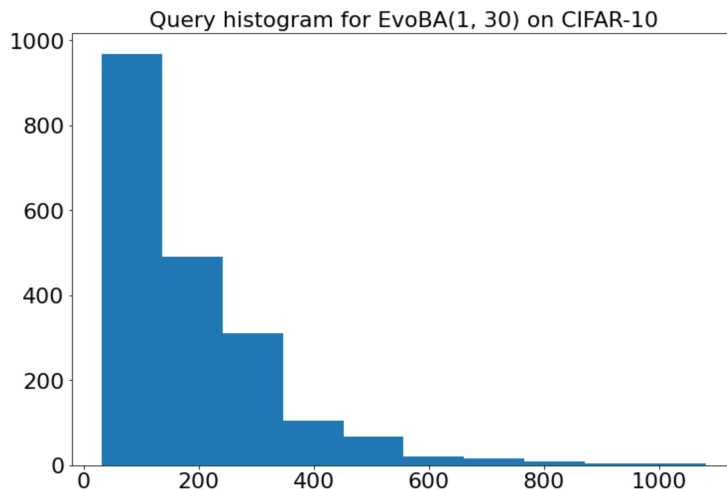


Fig. 2. Histogram of query counts obtained by **EvoBA(1,30)** on CIFAR-10 with target model ResNet-50. The distribution is very heavy on small values, with few outliers.

same ResNet-50 architecture. While **EvoBA(1,30)** targeted a different architecture than **AutoZOOM-BiLIN**, we still remark how the latter is twice more query efficient. However, **EvoBA(1,30)** surprisingly achieves an L_2 metric which is better than the reported numbers of **SimBA-CB** and **SimBA-DCT**, which are L_2 adversarial attacks.

It is not as much of a surprise the fact that **EvoBA(1,30)** achieves a considerably better L_0 metric when compared to **SimBA-LCB** (17.67 vs 99.46).

In Figures 1 and 2 we plot the histograms of the L_0 perturbation norms, respectively of the query counts obtained by **EvoBA(1,30)**. Both are highly skewed towards low values, showing how **EvoBA** does well in finding quick small perturbations with respect to the L_0 norm.

The success rate of **CompleteRandom** (69.5%) and its low average query count (161.2) are surprisingly good results for the trivial nature of the method, outlining once again the lack of robustness in complex image classifiers. However, these come at the cost of an average L_0 that is roughly 5.5 times higher and of an average L_2 that is roughly 1.4 times higher in comparison with **EvoBA(1,30)**'s average results.

In Figure 3 we compare **EvoBA(1,30)** with **SimBA-LCB**, while also providing the **CompleteRandom** results. We plot the success rate as a function of the number of queries in order to understand how each method behaves for different query budgets. **EvoBA(1,30)** has a better success rate than **SimBA-LCB** for any query budget up to 2000. For very low query budgets (under 112 queries), **CompleteRandom** has a better success rate than **EvoBA(1,30)**, but it starts converging fast after their intersection point to the success rate of 69.5%. It is natural for the **CompleteRandom** strategy to find quick perturbations for the least robust images, as it performs bulk perturbations of many pixels at once, while **EvoBA** does all perturbations sequentially. This illustrates

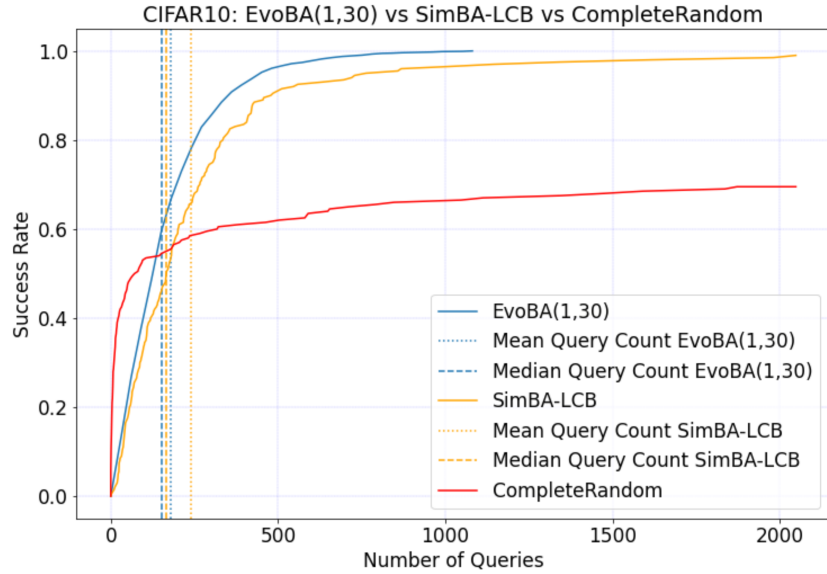


Fig. 3. The success rate (ratio of perturbed images) as a function of the maximum query budget. We compare **EvoBA** with the strong baseline **SimBA** and with **CompleteRandom** on CIFAR-10.




Fig. 4. The first row contains original CIFAR-10 samples, which are classified correctly by ResNet-50. The second row contains adversarial examples created by **EvoBA**, and are labelled with the corresponding ResNet-50 predictions. Furthermore, we also provide the L_2 and L_0 distances between the unperturbed and perturbed samples.

the natural trade-off between exploration and exploitation that any black-box optimization problem encounters.

4.4 Results on ImageNet

We adopt a similar framework to **AutoZOOM**: we randomly sample 50 correctly classified images and run **EvoBA** on top of them. For **EvoBA**, similarly to **SimBA**, we use

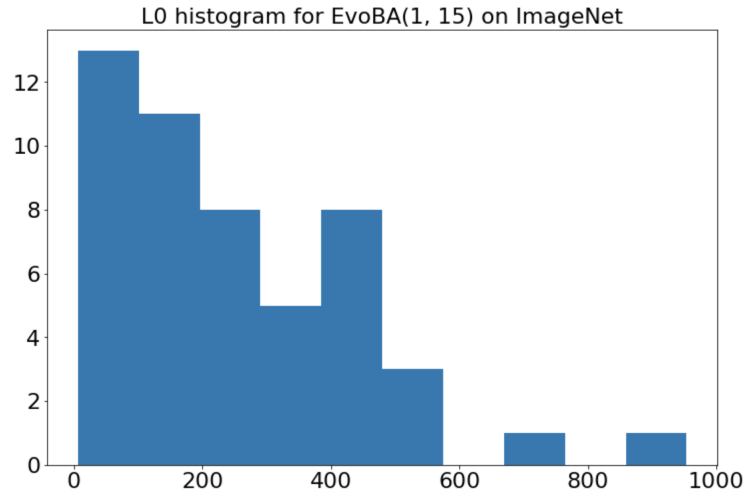


Fig. 5. Histogram of L_0 perturbation norms obtained by **EvoBA(1,15)** on ImageNet with target model ResNet-50. The distribution is very heavy on small values, with few outliers.

a ResNet50 model, while **AutoZOOM** uses an InceptionV3. We impose an L_0 perturbation limit of 1000, and a query threshold of 10000. The L_0 limit we impose is reasonable, as each time we perturb a pixel we actually modify all of its three channels, therefore the 1000 limit stands for approximately 0.66% of the image pixels.

| | SR | QA | L0 | L2 |
|-----------------------|-------|---------|--------|------|
| EvoBA(1,15) | 100% | 1242.4 | 247.3 | 6.09 |
| EvoBA(1,20) | 100% | 1412.51 | 211.03 | 5.72 |
| SimBA-CB | 98.6% | 1665 | - | 3.98 |
| SimBA-DCT | 97.8% | 1283 | - | 3.06 |
| AutoZOOM-BiLIN | 100% | 1695.27 | - | 6.06 |

Table 3. ImageNet results. **AutoZOOM**, **SimBA-CB**, and **SimBA-DCT** do not report the L_0 metrics. However, we have discussed already why it is very likely that **AutoZOOM** perturbs most of the pixels.

The median number of queries for **EvoBA(1,15)** is surprisingly low: 728.5. Its median L_0 is 200, and its median L_2 is 5.69. This shows once more how we met our goal to minimise the query count and L_0 perturbation, as the medians are significantly smaller than the average values, showing how the distributions are biased towards low values. In comparison, the L_2 mean and median are close, indicating that the good L_2 results we get are a consequence of our other constraints rather than an actual objective.

EvoBA(1,15) achieves the best average query metric among the given experiments. Surprisingly, its L_2 is almost equal to the one of **AutoZOOM-BiLIN**. **EvoBA(1,15)**

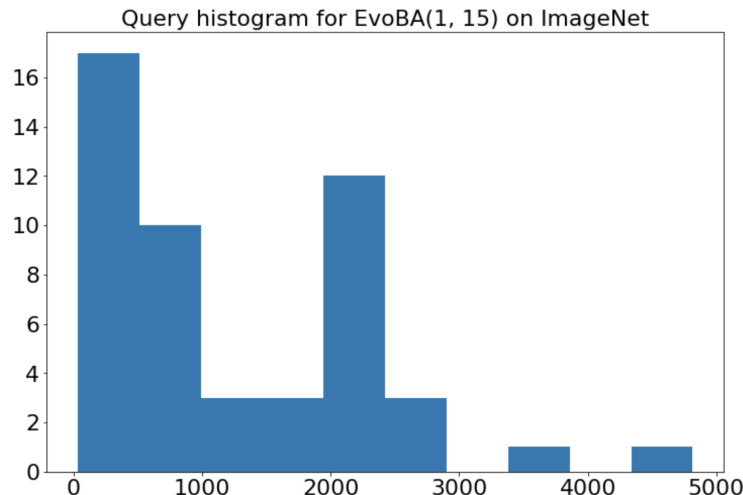


Fig. 6. Histogram of query counts obtained by **EvoBA(1,15)** on ImageNet with target model ResNet-50. The distribution is very heavy on small values, with few outliers.

also achieves a 100% success rate, which is in line with **AutoZOOM-BiLIN**, and better than **SimBA**'s results.

4.5 Qualitative results

In Figures 4 and 7, we provide samples of CIFAR-10, respectively of ImageNet perturbed images, together with their initial and perturbed labels. The perturbations are almost imperceptible to the human eye, and they look mostly like regular noise. Considering the highly-biased nature of the L_0 histogram in Figures 1 and 5 towards small values, it is natural to expect well-crafted perturbations.

5 Conclusion

We proposed **EvoBA**, an L_0 black-box adversarial attack based on an evolution strategy, which serves as a powerful baseline for black-box adversarial attacks. It achieves results in line with state-of-the-art approaches, such as **AutoZOOM**, but is far less complex. Simple yet efficient methods, such as **EvoBA**, **SimBA**, **DeepSearch**, and even **CompleteRandom** shed a light on the research potential of the black-box adversarial field, outlining the inherent security issues in many machine learning applications.

We plan to aggregate **EvoBA** with the other strong black-box baseline attacks we have seen for different norms (**SimBA** for L_2 and **DeepSearch** for L_∞) and create a generic open-source framework to empirically assess the robustness of image classifiers and to help with their development process. Such a toolbox could also be used to assess the quality of adversarial training methods, as many focus on improving the robustness of the target models with respect to L_p norms.

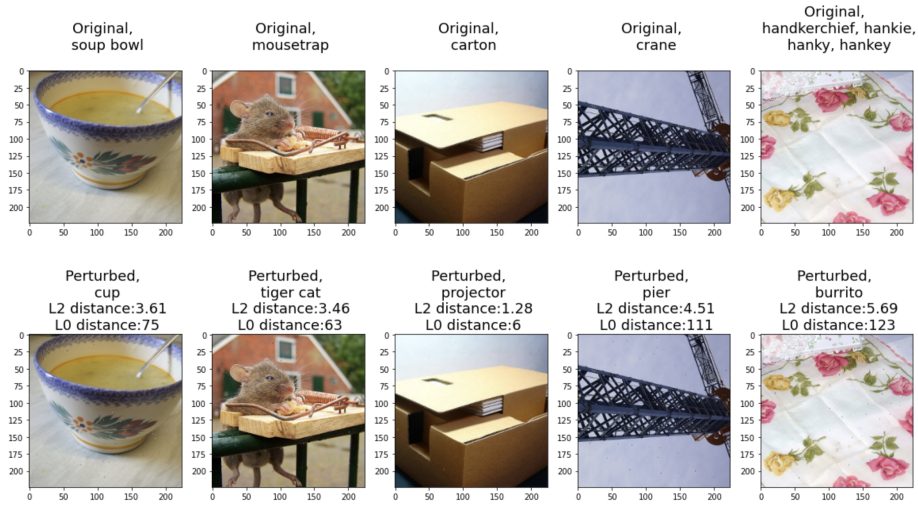


Fig. 7. The first row contains original ImageNet samples, which are classified correctly by ResNet-50. The second row contains adversarial examples created by **EvoBA**, and are labelled with the corresponding ResNet-50 predictions. Furthermore, we also provide the L_2 and L_0 distances between the unperturbed and perturbed samples.

Another immediate extension of our work is to customise **EvoBA** to also support the targeted scenario, which can be done by adapting the fitness function used in the evolution strategy. This requires minimal changes in the implementation. **EvoBA** can also be modified to make explicit use of its parallelism by distributing the generation evaluation steps to multiple workers.

EvoBA could be easily extended for classification tasks in other fields, such as natural language processing. One would have to come with the right perturbation scheme in our approach, but we leave this for future research.

References

1. Alzantot, M., Sharma, Y., Chakraborty, S., Zhang, H., Hsieh, C.J., Srivastava, M.B.: GenAttack: Practical black-box attacks with gradient-free optimization. In: Proc. of the Genetic and Evolutionary Comp. Conf. (GECCO'18). pp. 1111–1119 (2019)
2. Athalye, A., Carlini, N., Wagner, D.: Obfuscated gradients give a false sense of security: Circumventing defenses to adversarial examples. In: Proceedings of Int. Conf. on Machine Learning (ICML'18). pp. 274–283 (2018)
3. Bafna, M., Murtagh, J., Vyas, N.: Thwarting adversarial examples: An L_0 -robust sparse fourier transform. Advances in Neural Information Processing Systems **31**, 10075–10085 (2018)
4. Carlini, N., Wagner, D.: Towards evaluating the robustness of neural networks. In: IEEE Symp. on Security and Privacy (SP'17). pp. 39–57. IEEE (2017)
5. Chen, P.Y., Zhang, H., Sharma, Y., Yi, J., Hsieh, C.J.: Zoo: Zeroth order optimization based black-box attacks to deep neural networks without training substitute models. In: Proc. of the 10th ACM Workshop on Artificial Intelligence and Security. pp. 15–26 (2017)
6. Deng, J., Dong, W., Socher, R., Li, L., Li, K., Li, F.: ImageNet: A large-scale hierarchical image database. In: CVPR'09. pp. 248–255 (2009)
7. Dvijotham, K., Stanforth, R., Gowal, S., Mann, T.A., Kohli, P.: A dual approach to scalable verification of deep networks. In: UAI. vol. 1, p. 3 (2018)
8. Eykholt, K., Evtimov, I., Fernandes, E., Li, B., Rahmati, A., Xiao, C., Prakash, A., Kohno, T., Song, D.: Robust physical-world attacks on deep learning visual classification. In: Proc. of the IEEE Conf. on Computer Vision and Pattern Recognition. pp. 1625–1634 (2018)
9. Goodfellow, I., Shlens, J., Szegedy, C.: Explaining and harnessing adversarial examples. In: International Conference on Learning Representations (2015)
10. Gopinath, D., Katz, G., Păsăreanu, C.S., Barrett, C.: Deepsafe: A data-driven approach for assessing robustness of neural networks. In: International symposium on automated technology for verification and analysis. pp. 3–19. Springer (2018)
11. Guo, C., Gardner, J.R., You, Y., Wilson, A.G., Weinberger, K.: Simple black-box adversarial attacks. In: Proceedings of Int. Conf. on Machine Learning. pp. 2484–2493 (2019)
12. He, K., Zhang, X., Ren, S., Sun, J.: Deep residual learning for image recognition. In: Proc. of the IEEE Conf. on Computer Vision and Pattern Recognition. pp. 770–778 (2016)
13. Huang, X., Kwiatkowska, M., Wang, S., Wu, M.: Safety verification of deep neural networks. In: International conference on computer aided verification. pp. 3–29. Springer (2017)
14. Ilie, A., Popescu, M., Stefanescu, A.: Robustness as inherent property of datapoints. AISafety Workshop, IJCAI (2020)
15. Ilyas, A., Engstrom, L., Athalye, A., Lin, J.: Black-box adversarial attacks with limited queries and information. In: Proceedings of Int. Conf. on Machine Learning (ICML'18). pp. 2142–2151 (2018)
16. Ilyas, A., Engstrom, L., Madry, A.: Prior convictions: Black-box adversarial attacks with bandits and priors. arXiv:1807.07978 (2018)
17. Krizhevsky, A.: Learning multiple layers of features from tiny images. Master's thesis, University of Toronto (2009)
18. LeCun, Y.: The MNIST database of handwritten digits. <http://yann.lecun.com/exdb/mnist/> (1998)
19. LeCun, Y., et al.: LeNet-5, convolutional neural networks. <http://yann.lecun.com/exdb/lenet>
20. Meunier, L., Atif, J., Teytaud, O.: Yet another but more efficient black-box adversarial attack: tiling and evolution strategies. arXiv:1910.02244 (2019)
21. Moon, S., An, G., Song, H.O.: Parsimonious black-box adversarial attacks via efficient combinatorial optimization. In: International Conference on Machine Learning. pp. 4636–4645. PMLR (2019)

22. Papernot, N., McDaniel, P., Goodfellow, I.: Transferability in machine learning: from phenomena to black-box attacks using adversarial samples. arXiv:1605.07277 (2016)
23. Papernot, N., McDaniel, P., Jha, S., Fredrikson, M., Celik, Z.B., Swami, A.: The limitations of deep learning in adversarial settings. In: IEEE European Symp. on Security and Privacy (EuroS&P'16), pp. 372–387. IEEE (2016)
24. Ruan, W., Huang, X., Kwiatkowska, M.: Reachability analysis of deep neural networks with provable guarantees. arXiv:1805.02242 (2018)
25. Sharif, M., Bauer, L., Reiter, M.K.: On the suitability of lp-norms for creating and preventing adversarial examples. In: Proceedings of the IEEE Conference on Computer Vision and Pattern Recognition Workshops. pp. 1605–1613 (2018)
26. Sharif, M., Bhagavatula, S., Bauer, L., Reiter, M.: Accessorize to a crime: Real and stealthy attacks on state-of-the-art face recognition. In: Proc. of ACM SIGSAC Conf. on Computer and Comm. Security (CCS'16). pp. 1528–1540 (2016)
27. Su, D., Zhang, H., Chen, H., Yi, J., Chen, P.Y., Gao, Y.: Is robustness the cost of accuracy? - a comprehensive study on the robustness of 18 deep image classification models. In: Proc. of the European Conf. on Computer Vision (ECCV'18). pp. 631–648 (2018)
28. Szegedy, C., Vanhoucke, V., Ioffe, S., Shlens, J., Wojna, Z.: Rethinking the inception architecture for computer vision. In: Proc. of the IEEE Conf. on Computer Vision and Pattern Recognition. pp. 2818–2826 (2016)
29. Szegedy, C., Zaremba, W., Sutskever, I., Bruna, J., Erhan, D., Goodfellow, I., Fergus, R.: Intriguing properties of neural networks. arXiv:1312.6199 (2013)
30. Tu, C.C., Ting, P., Chen, P.Y., Liu, S., Zhang, H., Yi, J., Hsieh, C.J., Cheng, S.M.: Auto-ZOOM: Autoencoder-based zeroth order optimization method for attacking black-box neural networks. In: Proc. of the AAAI Conf. vol. 33, pp. 742–749 (2019)
31. Wiyatno, R.R., Xu, A., Dia, O., de Berker, A.: Adversarial examples in modern machine learning: A review. arXiv:1911.05268 (2019)
32. Zhang, F., Chowdhury, S.P., Christakis, M.: Deepsearch: a simple and effective blackbox attack for deep neural networks. In: Proceedings of the 28th ACM Joint Meeting on European Software Engineering Conference and Symposium on the Foundations of Software Engineering. pp. 800–812 (2020)

A Consistency of the results

As our attack is stochastic and relies heavily on a randomness generator, we did 10 independent runs of **EvoBA** on a sample of 200 CIFAR-10 images.

The **EvoBA** results from Table 4 show how robust our method is. The query standard deviation is only 4.87 (roughly 3% of the query average 178.29). Similarly, the standard deviation is very small for **EvoBA** across all metrics.

The time required to perturb one CIFAR-10 sample was 1.91s on average, with a standard deviation of 0.1s.

B More baselines

We show how **EvoBA** compares with other well-known L_2 black-box adversarial attacks which work under the query-limited scenario. For this, we reuse the results from [11], where the same model (ResNet-50) is targeted, and extend the metrics we presented in Table 3. The methods are **QL-attack**, introduced in [15], and **Bandits-TD**, introduced in [16].

| EvoBA | Run 1 | Run 2 | Run 3 | Run 4 | Run 5 | Run 6 | Run 7 | Run 8 | Run 9 | Run 10 | Mean | Std |
|--------------|-------|-------|-------|-------|--------|--------|-------|-------|-------|--------|-------------|------------|
| SR | 100% | 100% | 100% | 100% | 100% | 100% | 100% | 100% | 100% | 100% | 100% | 0 |
| L0 | 17.37 | 18.29 | 17.94 | 17.31 | 17.27 | 17.33 | 17.76 | 17.77 | 18.43 | 16.89 | 17.63 | 0.489 |
| L2 | 1.81 | 1.87 | 1.86 | 1.83 | 1.83 | 1.82 | 1.81 | 1.84 | 1.87 | 1.79 | 1.83 | 0.027 |
| Q | 175.6 | 184.9 | 181.3 | 174.7 | 174.55 | 175.45 | 179.8 | 184.5 | 186.1 | 170.95 | 178.285 | 4.871 |

Table 4. Ten independent random runs of **EvoBA**.

| | SR | QA | L0 | L2 |
|-----------------------|-------|---------|--------|------|
| EvoBA(1,15) | 100% | 1242.4 | 247.3 | 6.09 |
| EvoBA(1,20) | 100% | 1412.51 | 211.03 | 5.72 |
| SimBA-CB | 98.6% | 1665 | - | 3.98 |
| SimBA-DCT | 97.8% | 1283 | - | 3.06 |
| QL-attack | 85.4% | 28174 | - | 8.27 |
| Bandits-TD | 80.5% | 5251 | - | 5.00 |
| AutoZOOM-BiLIN | 100% | 1695.27 | - | 6.06 |

Table 5. ImageNet results which show how **EvoBA** is comparable with L_2 attacks from the L_2 distance point of view, while being an L_0 attack.