

# Study of CP violation in $B^\pm$ decays to $\overline{D^0}(D^0)K^\pm$ at FCCee

R. Aleksan<sup>1</sup>, L. Oliver<sup>2</sup> and E. Perez<sup>3</sup>

<sup>1</sup> IRFU, CEA, Université Paris-Saclay, 91191 Gif-sur-Yvette cedex, France

<sup>2</sup> IJCLab, Pôle Théorie, CNRS/IN2P3 et Université Paris-Saclay, bât. 210, 91405 Orsay, France

<sup>3</sup> CERN, EP Department, Geneva, Switzerland

May 26, 2022

## ABSTRACT

The great progress made recently in the sector of Flavor Physics has enabled to establish CP violation in the B-meson decays. The unitarity triangle derived from the unitarity relation  $V_{ub}^* V_{ud} + V_{cb}^* V_{cd} + V_{tb}^* V_{td} = 0$  has been measured very precisely. To further asses our understanding of CP violation, it would be useful to carry out similar measurement of other triangles. In this note, we investigate the triangle derived from the relation  $V_{ub}^* V_{us} + V_{cb}^* V_{cs} + V_{tb}^* V_{ts} = 0$ . Two angles of this triangle ( $\alpha_s$  and  $\beta_s$ ) could be measured very accurately at FCCee using the decays  $B_s(\overline{B}_s) \rightarrow D_s^\pm K^\mp$  and  $B_s(\overline{B}_s) \rightarrow J/\psi\phi$  respectively, as discussed elsewhere by us. This note concentrates on the measurement of the third angle  $\gamma_s$  using the modes  $B^\pm \rightarrow \overline{D^0}(D^0)K^\pm$ . We show that a direct measurement of the angle  $\gamma_s$  is possible with some specific  $B^\pm$  decays with an estimated resolution of the order of  $1^\circ$ .

## 1 Introduction

The purpose of this note is to discuss the general features of the reactions  $B^+ \rightarrow \overline{D^0}(D^0)K^+$ , in particular with respect to the interference effects which one expects in the Standard Model (SM).

Should there be only 3 families, the CKM matrix elements obey the following triangular unitarity relations,

$$\begin{aligned} UT_{bd} &\equiv V_{ub}^* V_{ud} + V_{cb}^* V_{cd} + V_{tb}^* V_{td} = 0 \\ UT_{sb} &\equiv V_{ub}^* V_{us} + V_{cb}^* V_{cs} + V_{tb}^* V_{ts} = 0 \\ UT_{ds} &\equiv V_{us}^* V_{ud} + V_{cs}^* V_{cd} + V_{ts}^* V_{td} = 0 \end{aligned} \tag{1}$$

In the first equation (1),  $UT_{bd}$  is known as the Unitarity Triangle, with the three sides of the same order. The second equation corresponds to a significantly flatter triangle, while the third one is almost completely flat. These triangles are visualized in Fig. 1.

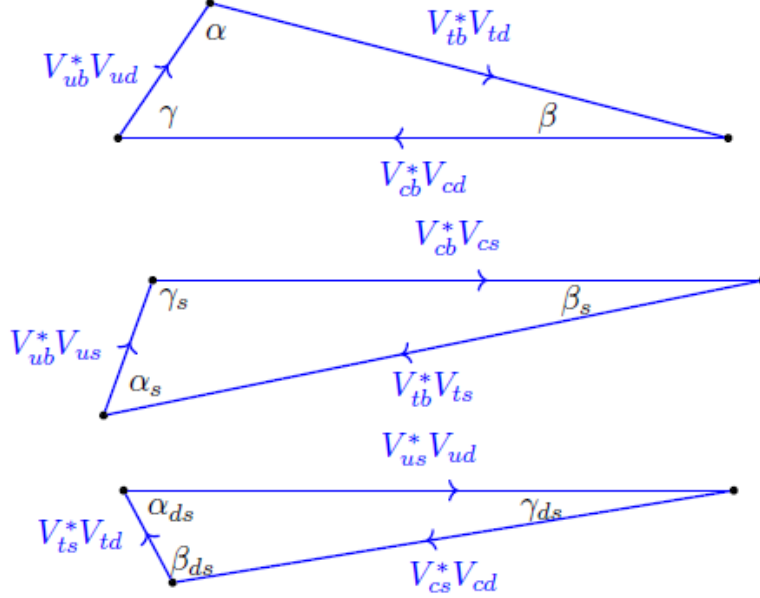


Fig. 1. Unitarity Triangle  $UT_{bd}$  involving the  $3^{rd}$  and  $1^{st}$  columns (top), Unitarity Triangle  $UT_{sb}$  involving the  $2^{nd}$  and  $3^{rd}$  columns (center) and Unitarity Triangle  $UT_{ds}$  involving the  $1^{nd}$  and  $2^{nd}$  columns (bottom) of the CKM matrix (not to scale).

There are also three additional triangles, but they are very similar to those above. In the SM, the CKM matrix has only four independent parameters. Therefore the angles of these triangles can be expressed in terms of four angles. The first relation in (1), with the three sides of the same order, has been studied extensively. However the other ones would deserve to be studied in detail as well, in order to investigate further the consistency of the SM.

We define the angles of these triangles as

$$\begin{aligned}
 \alpha &= \arg \left( -\frac{V_{tb}^* V_{td}}{V_{ub}^* V_{ud}} \right), \quad \beta = \arg \left( -\frac{V_{cb}^* V_{cd}}{V_{tb}^* V_{td}} \right), \quad \gamma = \arg \left( -\frac{V_{ub}^* V_{ud}}{V_{cb}^* V_{cd}} \right) \\
 \alpha_s &= \arg \left( -\frac{V_{ub}^* V_{us}}{V_{tb}^* V_{ts}} \right), \quad \beta_s = \arg \left( -\frac{V_{tb}^* V_{ts}}{V_{cb}^* V_{cs}} \right), \quad \gamma_s = \arg \left( -\frac{V_{cb}^* V_{cs}}{V_{ub}^* V_{us}} \right) \quad (2) \\
 \alpha_{ds} &= \arg \left( -\frac{V_{us}^* V_{ud}}{V_{ts}^* V_{td}} \right), \quad \beta_{ds} = \arg \left( -\frac{V_{ts}^* V_{td}}{V_{cs}^* V_{cd}} \right), \quad \gamma_{ds} = \arg \left( -\frac{V_{cs}^* V_{cd}}{V_{us}^* V_{ud}} \right)
 \end{aligned}$$

After having studied the direct determination of the angles  $\alpha_s$  and  $\beta_s$  at FCCee in ref. [1], in the present paper we are interested and we focus on the

direct determination of the angle  $\gamma_s$  of the "rather flat" triangle  $UT_{sb}$ . By *direct determination* of one angle we mean measurement of the angle without making use of its relations to other angles of the triangles in the SM [2].

## 2 Study of interference effect for the reactions $B^+ \rightarrow \bar{D}^0(D^0)K^+$ and their CP conjugates.

The decays  $B^+ \rightarrow \bar{D}^0 K^+$  and  $B^+ \rightarrow D^0 K^+$ , as well as their CP conjugates, can interfere in some specific cases. These decays are penguin-free and their interference may lead to clean measurement of the CKM phase involved and will be discussed in the following.

### 2.1 Direct CP violation in $B^+$ decays

We first investigate how CP violation can be generated with the modes  $B^+ \rightarrow \bar{D}^0(D^0)K^+$ . The decay diagrams for these mode are shown in Fig. 2 and Fig. 3.

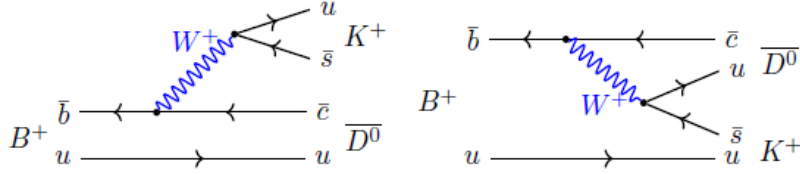


Fig. 2. The leading Feynman diagrams for the  $B^+$  decay for the final state  $\bar{D}^0 K^+$ . The product of CKM elements involved is  $V_{cb}^* V_{us}$ .

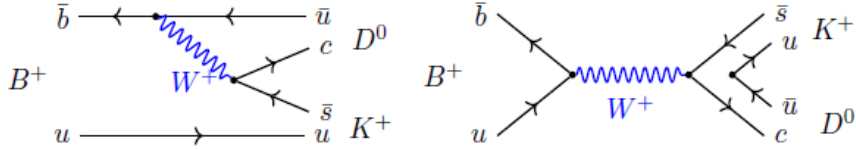


Fig. 3. The leading Feynman diagrams for the  $B^+$  decay for the final state  $D^0 K^+$ . The product of CKM elements involved is  $V_{ub}^* V_{cs}$ .

To generate CP violation in the Standard Model (SM), at least two interfering amplitudes with different strong phases and different weak phases are required. The diagrams in Fig. 2 and in Fig. 3 have distinct CKM weak phases and different strong phases and thus their interference would generate CP violation. This is not always possible since, in general, the final states of  $\bar{D}^0$  and  $D^0$  are different, however there are two ways to get around this by selecting specific  $\bar{D}^0(D^0)$  decay final states.

1. Using Doubly Cabibbo Suppressed (DCS) final states for  $\bar{D}^0$  decays, e.g.  $\bar{D}^0 \rightarrow K^- \pi^+$ , while using the Cabibbo Allowed (CA) final states for  $D^0$  decays, i.e.  $D^0 \rightarrow K^- \pi^+$ . Obviously, similarly, one may use CA states for  $\bar{D}^0$  decays and DCS states for  $D^0$  decays.

2. Using  $\overline{D^0}(D^0)$  decays to CP eigenstates, e.g.  $\overline{D^0}(D^0) \rightarrow \pi^+\pi^-, K^+K^-$  or  $K_s\pi^0$ .

One can easily increase the interesting final states by adding  $\pi^0$  in the final states.

Let us write for illustration two generic interfering amplitudes and their CP conjugates, following the diagrams of Figs. 2 and 3.

$$\begin{aligned} A_1 &= A(B^+ \rightarrow \overline{D^0} K^+ \rightarrow f_i K^+) = a_1 e^{i\alpha_1} e^{i\Phi_1} \\ A_2 &= A(B^+ \rightarrow D^0 K^+ \rightarrow f_i K^+) = a_2 e^{i\alpha_2} e^{i\Phi_2} \\ \overline{A_1} &= A(B^- \rightarrow D^0 K^- \rightarrow \overline{f_i} K^-) = a_1 e^{i\alpha_1} e^{-i\Phi_1} \\ \overline{A_2} &= A(B^- \rightarrow \overline{D^0} K^- \rightarrow \overline{f_i} K^-) = a_2 e^{i\alpha_2} e^{-i\Phi_2} \end{aligned} \quad (3)$$

where  $a_1(a_2)$  are real numbers,  $\alpha_1(\alpha_2)$  are the strong phases and  $\Phi_1(\Phi_2)$  are the weak phases. With the notation  $\Delta = \alpha_1 - \alpha_2$  and  $\Phi = \Phi_1 - \Phi_2$ , one can write the partial widths

$$\begin{aligned} |A|^2 &= |A_1 + A_2|^2 = a_1^2 + a_2^2 + 2a_1 a_2 [\cos \Delta \cos \Phi - \sin \Delta \sin \Phi] \\ |\overline{A}|^2 &= |\overline{A_1} + \overline{A_2}|^2 = a_1^2 + a_2^2 + 2a_1 a_2 [\cos \Delta \cos \Phi + \sin \Delta \sin \Phi] \end{aligned} \quad (4)$$

Should one know  $a_1^2$  and  $a_2^2$ , one is left with two equations with two unknowns,  $\Delta$  and  $\Phi$ . However this is not trivial as discussed below.

Let us rewrite equations (4) for the final state corresponding to diagrams in Fig. 2 and Fig. 3, with  $D^0$  and  $\overline{D^0}$  decaying into a common final state  $f_i$ .

The amplitudes  $A_1$  and  $A_2$  will respectively correspond e.g. to the decay chains  $B^+ \rightarrow \overline{D^0} K^+ \rightarrow f_i K^+$  and  $B^+ \rightarrow D^0 K^+ \rightarrow f_i K^+$ . We will have then, factorizing  $\Gamma[B^+ \rightarrow \overline{D^0} K^+ \rightarrow f_i K^+]$  for the decay  $\Gamma(B^+ \rightarrow (f_i)_D K^+)$ , and proceeding likewise for its CP conjugate :

$$\begin{aligned} |A|^2 &\equiv \Gamma(B^+ \rightarrow (f_i)_D K^+) = \Gamma[B^+ \rightarrow \overline{D^0} K^+ \rightarrow f_i K^+] \\ &\quad \times [1 + \mathcal{R}_{B \rightarrow f_i K}^2 + 2\mathcal{R}_{B \rightarrow f_i K} (\cos \Delta_{f_i} \cos \Phi_{f_i} - \sin \Delta_{f_i} \sin \Phi_{f_i})] \\ |\overline{A}|^2 &\equiv \Gamma(B^- \rightarrow (\overline{f_i})_D K^-) = \Gamma[B^- \rightarrow D^0 K^- \rightarrow \overline{f_i} K^-] \\ &\quad \times [1 + \overline{\mathcal{R}}_{B \rightarrow \overline{f_i} K}^2 + 2\overline{\mathcal{R}}_{B \rightarrow \overline{f_i} K} (\cos \Delta_{\overline{f_i}} \cos \Phi_{\overline{f_i}} - \sin \Delta_{\overline{f_i}} \sin \Phi_{\overline{f_i}})] \end{aligned} \quad (5)$$

where  $f_i(\overline{f_i})$  is a final state *common* to  $\overline{D^0}$  and  $D^0$ , the strong and weak phases satisfy

$$\Delta_{f_i} = \Delta_{\overline{f_i}} = \alpha_1 - \alpha_2, \quad \Phi_{f_i} = -\Phi_{\overline{f_i}} = \Phi_1 - \Phi_2 \quad (6)$$

and the ratios in (5) are defined by

$$\mathcal{R}_{B \rightarrow f_i K} = \sqrt{\frac{\Gamma[B^+ \rightarrow D^0 K^+ \rightarrow f_i K^+]}{\Gamma[B^+ \rightarrow \overline{D^0} K^+ \rightarrow f_i K^+]}}$$

$$\begin{aligned}
&= \sqrt{\frac{\Gamma[B^+ \rightarrow D^0 K^+]}{\Gamma[B^+ \rightarrow \bar{D}^0 K^+]}} \times \sqrt{\frac{\Gamma[D^0 \rightarrow f_i]}{\Gamma[\bar{D}^0 \rightarrow f_i]}} \equiv \mathcal{R} \times \mathcal{R}_{D \rightarrow f_i} \\
&\quad \bar{\mathcal{R}}_{B \rightarrow \bar{f}_i \bar{K}} = \sqrt{\frac{\Gamma[B^- \rightarrow \bar{D}^0 K^- \rightarrow \bar{f}_i K^-]}{\Gamma[B^- \rightarrow D^0 K^- \rightarrow \bar{f}_i K^-]}} \\
&= \sqrt{\frac{\Gamma[B^- \rightarrow \bar{D}^0 K^-]}{\Gamma[B^- \rightarrow D^0 K^-]}} \times \sqrt{\frac{\Gamma[\bar{D}^0 \rightarrow \bar{f}_i]}{\Gamma[D^0 \rightarrow f_i]}} \equiv \bar{\mathcal{R}} \times \bar{\mathcal{R}}_{D \rightarrow \bar{f}_i} \quad (7)
\end{aligned}$$

One has the relations

$$\mathcal{R} = \bar{\mathcal{R}}, \quad \mathcal{R}_{D \rightarrow f_i} = \bar{\mathcal{R}}_{D \rightarrow \bar{f}_i} = \frac{1}{\mathcal{R}_{D \rightarrow \bar{f}_i}} \quad (8)$$

that imply

$$\mathcal{R}_{B \rightarrow f_i K} = \bar{\mathcal{R}}_{B \rightarrow \bar{f}_i \bar{K}} \quad (9)$$

and from eqns. (5)-(9) one gets finally, after some algebra,

$$\begin{aligned}
&\Gamma(B^- \rightarrow (\bar{f}_i)_D K^-) = \Gamma[B^+ \rightarrow \bar{D}^0 K^+ \rightarrow f_i K^+] \\
&\times [1 + \mathcal{R}_{B \rightarrow f_i K}^2 + 2\mathcal{R}_{B \rightarrow f_i K}(\cos \Delta_{f_i} \cos \Phi_{f_i} + \sin \Delta_{f_i} \sin \Phi_{f_i})] \quad (10)
\end{aligned}$$

From an experimental point of view,  $|A|^2$  ( $|\bar{A}|^2$ ) is the number of events  $B^+ \rightarrow (f_i)_D K^+$  ( $B^- \rightarrow (\bar{f}_i)_D K^-$ ) (i.e. the measured signal), while  $\Gamma[B^+ \rightarrow \bar{D}^0 K^+ \rightarrow f_i K^+]$  is the number of  $B^+ \rightarrow \bar{D}^0 K^+$  followed by  $\bar{D}^0 \rightarrow f_i$  decays.

Looking at the first eqn. (5) and eqn. (10), we have 4 unknowns,  $\Gamma[B^+ \rightarrow \bar{D}^0 K^+ \rightarrow f_i K^+]$ ,  $\mathcal{R}_{B \rightarrow f_i K}$ ,  $\Delta_{f_i}$  and  $\Phi_{f_i}$ .

With presently operating and future accelerators like LHC, superKEKB and FCC, it should be possible to measure  $\mathcal{R}$  and  $\mathcal{R}_{D \rightarrow f_i}$ , and thus  $\mathcal{R}_{B \rightarrow f_i K}$ , with high accuracy for most of the relevant final states.

Indeed, one has,

$$\begin{aligned}
\mathcal{R}^2 &= \frac{Br(B^+ \rightarrow D^0 K^+)}{Br(B^+ \rightarrow \bar{D}^0 K^+)} = \frac{Br(B^- \rightarrow \bar{D}^0 K^-)}{Br(B^- \rightarrow D^0 K^-)} \\
\mathcal{R}_{D \rightarrow f_i}^2 &= \frac{Br(D^0 \rightarrow f_i)}{Br(\bar{D}^0 \rightarrow f_i)} = \frac{Br(\bar{D}^0 \rightarrow \bar{f}_i)}{Br(D^0 \rightarrow \bar{f}_i)} \quad (11)
\end{aligned}$$

and these fractions can be determined experimentally, as we argue below

-  $\mathcal{R}$  is measured by using semileptonic decays of the  $\bar{D}^0(D^0)$ . Indeed, the decays  $D^0 \rightarrow \ell^+ \nu K^-$  and  $\bar{D}^0 \rightarrow \ell^- \bar{\nu} K^+$ , the Branching Fractions of which are known precisely, tag the flavor of the D mesons.

- As for the decays  $\bar{D}^0(D^0) \rightarrow f_i$ , they can be determined from the  $D^{*+} \rightarrow D^0 \pi^+$  and  $D^{*-} \rightarrow \bar{D}^0 \pi^-$  decays, where the charge of the pion identifies the flavor of the  $D^0$  meson. The  $D^0 - \bar{D}^0$  mixing leads to a negligible effect in the extraction of the Branching Fractions, as expected in the SM.

In summary, we are left with two equations and three unknowns. In principle,  $\Gamma[B^+ \rightarrow \overline{D^0}K^+ \rightarrow f_i K^+]$  could be also obtained experimentally. The corresponding number of events is

$$N_{B^+ \rightarrow \overline{D^0}K^+ \rightarrow f_i K^+} = N_{B^+} \times Br(B^+ \rightarrow \overline{D^0}K^+) \times Br(\overline{D^0} \rightarrow f_i) \quad (12)$$

Since the individual branching fractions are known, should one know precisely the initial number of  $B^+$ , one would extract the  $N_{B^+ \rightarrow \overline{D^0}K^+ \rightarrow f_i K^+}$ . At the Z-pole  $N_{B^+}$  is known with a precision of  $\sim 2\%$ . Although this is not too bad and might be improved at FCCee, it is preferable to keep  $N_{B^+ \rightarrow \overline{D^0}K^+ \rightarrow f_i K^+}$  as a free parameter, in which case one would need to use an additional final state  $f_i$  as is discussed in [3].

One also derives the CP asymmetry :

$$A_{CP} = \frac{|A|^2 - |\overline{A}|^2}{|A|^2 + |\overline{A}|^2} = \frac{-2\mathcal{R}_{B \rightarrow f_i K} \sin \Delta_{f_i} \sin \Phi_{f_i}}{1 + \mathcal{R}_{B \rightarrow f_i K}^2 + 2\mathcal{R}_{B \rightarrow f_i K} \cos \Delta_{f_i} \cos \Phi_{f_i}} \quad (13)$$

Let us now investigate further the three types of decays mentioned above.

## 2.2 Using Doubly Cabibbo Suppressed $\overline{D^0}$ decays

In the following we consider the decay  $B^+ \rightarrow \overline{D^0}K^+ \rightarrow (K^-\pi^+)_{\overline{D^0}}K^+$  and  $B^+ \rightarrow D^0K^+ \rightarrow (K^-\pi^+)_{D^0}K^+$ , where the former decay channel is Doubly Cabibbo Suppressed for the decay  $\overline{D^0} \rightarrow K^-\pi^+$  and the latter Cabibbo Allowed for  $D^0 \rightarrow K^-\pi^+$ . Using this type of decays is known as the ADS method [3]. The complete amplitudes read :

$$\begin{aligned} A_{DCS} &= a_{DCS} e^{i\alpha_1} e^{i\Phi_{DCS}}, & A_{CA} &= a_{CA} e^{i\alpha_2} e^{i\Phi_{CA}} \\ \overline{A}_{DCS} &= a_{DCS} e^{i\alpha_1} e^{-i\Phi_{DCS}}, & \overline{A}_{CA} &= a_{CA} e^{i\alpha_2} e^{-i\Phi_{CA}} \end{aligned} \quad (14)$$

where the subscripts DCS and CA stand for Doubly Cabibbo Suppressed and Cabibbo Allowed, respectively.

The CP violating phases in (14) read,

$$\Phi_{DCS} = \arg(V_{cb}^* V_{us} V_{us}^* V_{cd}) , \quad \Phi_{CA} = \arg(V_{ub}^* V_{cs} V_{cs}^* V_{ud}) \quad (15)$$

and one gets

$$\begin{aligned} \Phi_{K^-\pi^+} &= \Phi_{DCS} - \Phi_{CA} = \arg\left(\frac{V_{cb}^* V_{cd}}{V_{ub}^* V_{ud}}\right) = -\arg\left(\frac{V_{ub}^* V_{ud}}{V_{cb}^* V_{cd}}\right) \\ &= \pi - \arg\left(-\frac{V_{ub}^* V_{ud}}{V_{cb}^* V_{cd}}\right) = \pi - \gamma \end{aligned} \quad (16)$$

where  $\gamma$  is one of the angles of the usual Unitarity Triangle  $UT_{db}$  of Fig. 1. Note also that  $\Phi_{DCS}$  and  $\Phi_{CA}$  are convention dependent, while  $\Phi_{DCS} - \Phi_{CA}$  is not.

One then writes the decay widths  $\Gamma[B^+ \rightarrow (K^-\pi^+)_{D^0}K^+]$  and  $\Gamma[B^- \rightarrow (K^+\pi^-)_D K^-]$ ,

$$\Gamma[B^+ \rightarrow (K^-\pi^+)_{D^0}K^+] = |A_{DCS} + A_{CA}|^2$$

$$\Gamma[B^- \rightarrow (K^+\pi^-)_D K^-] = |\bar{A}_{DCS} + \bar{A}_{CA}|^2 \quad (17)$$

Thus, as discussed in the section above, with  $\Delta = \alpha_1 - \alpha_2$ , one has

$$\begin{aligned} \Gamma[B^+ \rightarrow (K^-\pi^+)_D K^+] &= a_{DCS}^2 + a_{CA}^2 + 2a_{DCS}a_{CA}[-\cos\Delta\cos\gamma - \sin\Delta\sin\gamma] \\ \Gamma[B^- \rightarrow (K^+\pi^-)_D K^-] &= a_{DCS}^2 + a_{CA}^2 + 2a_{DCS}a_{CA}[-\cos\Delta\cos\gamma + \sin\Delta\sin\gamma] \end{aligned} \quad (18)$$

where

$$\begin{aligned} a_{DCS}^2 &= \Gamma(B^+ \rightarrow \bar{D}^0 K^+) \times \Gamma(\bar{D}^0 \rightarrow K^-\pi^+) = \Gamma(B^- \rightarrow D^0 K^-) \times \Gamma(D^0 \rightarrow K^+\pi^-) \\ a_{CA}^2 &= \Gamma(B^+ \rightarrow D^0 K^+) \times \Gamma(D^0 \rightarrow K^-\pi^+) = \Gamma(B^- \rightarrow \bar{D}^0 K^-) \times \Gamma(\bar{D}^0 \rightarrow K^+\pi^-) \end{aligned} \quad (19)$$

Thus,

$$\begin{aligned} |A|^2 &= \Gamma[B^+ \rightarrow (f_i)_D K^+] = \Gamma[B^+ \rightarrow \bar{D}^0 K^+ \rightarrow f_i K^+] \\ &\times [1 + \mathcal{R}_{B \rightarrow f_i K}^2 + 2\mathcal{R}_{B \rightarrow f_i K}(-\cos\Delta_{f_i}\cos\gamma - \sin\Delta_{f_i}\sin\gamma)] \\ |\bar{A}|^2 &= \Gamma[B^- \rightarrow (f_i)_D K^-] = \Gamma[B^+ \rightarrow \bar{D}^0 K^+ \rightarrow f_i K^+] \\ &\times [1 + \mathcal{R}_{B \rightarrow f_i K}^2 + 2\mathcal{R}_{B \rightarrow f_i K}(-\cos\Delta_{f_i}\cos\gamma + \sin\Delta_{f_i}\sin\gamma)] \end{aligned} \quad (20)$$

where  $f_i = K^-\pi^+$ .

We rewrite equations (19) in terms of  $\mathcal{R}$  and  $\mathcal{R}_{D \rightarrow f_i}$  as defined in equation (7),

$$\begin{aligned} \Gamma[B^+ \rightarrow (f_i)_D K^+] &= \Gamma[B^+ \rightarrow \bar{D}^0 K^+ \rightarrow f_i K^+] \\ &\times [1 + (\mathcal{R}\mathcal{R}_{D \rightarrow f_i})^2 + 2\mathcal{R}\mathcal{R}_{D \rightarrow f_i}(-\cos\Delta_{f_i}\cos\gamma - \sin\Delta_{f_i}\sin\gamma)] \\ \Gamma[B^- \rightarrow (\bar{f}_i)_D K^-] &= \Gamma[B^+ \rightarrow \bar{D}^0 K^+ \rightarrow f_i K^+] \\ &\times [1 + (\mathcal{R}\mathcal{R}_{D \rightarrow f_i})^2 + 2\mathcal{R}\mathcal{R}_{D \rightarrow f_i}(-\cos\Delta_{f_i}\cos\gamma + \sin\Delta_{f_i}\sin\gamma)] \end{aligned} \quad (21)$$

As discussed in the previous section,  $\mathcal{R}$  can be determined experimentally using the  $B^\pm$  using semileptonic decays of the  $\bar{D}^0(D^0)$  and  $\mathcal{R}_{D \rightarrow f_i}$  can be determined from the  $D^{*\pm}$  decays, where the charge of the pion identifies the flavor of the  $D^0$  meson.

Therefore  $\gamma$  can be extracted from equation (20) provided the total number of produced  $B^\pm$  is known in order to evaluate  $\Gamma[B^+ \rightarrow \bar{D}^0 K^+ \rightarrow f_i K^+]$  following equation (12).

Should one leave  $\Gamma[B^+ \rightarrow \bar{D}^0 K^+ \rightarrow f_i K^+]$  as a free parameter, we would be left with three unknowns for two equations and thus one should use additional modes. For example, one can consider the final state  $\bar{f}_i = K^+\pi^-$ . Using equations (21) and the relations in equation (8), one derives

$$\begin{aligned} \Gamma[B^+ \rightarrow (\bar{f}_i)_D K^+] &= \Gamma[B^+ \rightarrow \bar{D}^0 K^+ \rightarrow f_i K^+] \\ &\times [\mathcal{R}_{D \rightarrow f_i}^2 + \mathcal{R}^2 + 2\mathcal{R}\mathcal{R}_{D \rightarrow f_i}(-\cos\bar{\Delta}_{\bar{f}_i}\cos\gamma - \sin\bar{\Delta}_{\bar{f}_i}\sin\gamma)] \end{aligned}$$

$$\begin{aligned} \Gamma[B^- \rightarrow (f_i)_D K^-] &= \Gamma[B^+ \rightarrow \bar{D}^0 K^+ \rightarrow f_i K^+] \\ &\times [\mathcal{R}_{D \rightarrow f_i}^2 + \mathcal{R}^2 + 2\mathcal{R}\mathcal{R}_{D \rightarrow f_i}(-\cos \bar{\Delta}_{\bar{f}_i} \cos \gamma + \sin \bar{\Delta}_{\bar{f}_i} \sin \gamma)] \end{aligned} \quad (22)$$

Compared to equation (20), an additional parameter,  $\bar{\Delta}_{\bar{f}_i}$ , has been introduced. It concerns a strong phase difference as is discussed here below. Altogether, with equations (21) and (22), we have now four parameters,  $\Gamma[B^+ \rightarrow \bar{D}^0 K^+ \rightarrow f_i K^+]$ ,  $\Delta_{f_i}$ ,  $\bar{\Delta}_{\bar{f}_i}$  and  $\gamma$ , and four equations. Thus  $\gamma$  can be extracted.

For completeness, we write the CP asymmetries

$$\begin{aligned} \mathcal{A}_{CP}(f_i = K^- \pi^+) &= \frac{\Gamma[B^+ \rightarrow (K^- \pi^+)_D K^+] - \Gamma[B^- \rightarrow (K^+ \pi^-)_D K^-]}{\Gamma[B^+ \rightarrow (K^- \pi^+)_D K^+] + \Gamma[B^- \rightarrow (K^+ \pi^-)_D K^-]} \\ \mathcal{A}_{CP}(f_i = K^- \pi^+) &= \frac{-2\mathcal{R}\mathcal{R}_{D \rightarrow f_i} \sin \Delta_{f_i} \sin \gamma}{1 + \mathcal{R}^2 \mathcal{R}_{D \rightarrow f_i}^2 - 2\mathcal{R}\mathcal{R}_{D \rightarrow f_i} \cos \Delta_{f_i} \cos \gamma} \end{aligned} \quad (23)$$

$$\begin{aligned} \mathcal{A}_{CP}(\bar{f}_i = K^+ \pi^-) &= \frac{\Gamma[B^+ \rightarrow (K^+ \pi^-)_D K^+] - \Gamma[B^- \rightarrow (K^- \pi^+)_D K^-]}{\Gamma[B^+ \rightarrow (K^+ \pi^-)_D K^+] + \Gamma[B^- \rightarrow (K^- \pi^+)_D K^-]} \\ \mathcal{A}_{CP}(\bar{f}_i = K^+ \pi^-) &= \frac{-2\mathcal{R}\mathcal{R}_{D \rightarrow f_i} \sin \bar{\Delta}_{\bar{f}_i} \sin \gamma}{\mathcal{R}_{D \rightarrow f_i}^2 + \mathcal{R}^2 - 2\mathcal{R}\mathcal{R}_{D \rightarrow f_i} \cos \bar{\Delta}_{\bar{f}_i} \cos \gamma} \end{aligned} \quad (24)$$

Comparing equations (23) and (24), the only parameters, which differ are  $\Delta_{f_i}$  and  $\bar{\Delta}_{\bar{f}_i}$ .

$$\begin{aligned} \Delta_{f_i} &= \zeta_{\bar{D}^0} - \zeta_{D^0} + \delta_{1_{f_i}} - \delta_{2_{f_i}} = \Delta_{\zeta} + \Delta_{\delta_{f_i}} \\ \bar{\Delta}_{\bar{f}_i} &= \zeta_{\bar{D}^0} - \zeta_{D^0} + \delta_{1_{\bar{f}_i}} - \delta_{2_{\bar{f}_i}} = \Delta_{\zeta} + \Delta_{\delta_{\bar{f}_i}} \end{aligned} \quad (25)$$

where  $\zeta_{\bar{D}^0}$  is related to  $B^+ \rightarrow \bar{D}^0 K^+$  and  $\zeta_{D^0}$  to  $B^+ \rightarrow D^0 K^+$ , while  $\delta_{1_{f_i(\bar{f}_i)}}$  is related to  $\bar{D}^0 \rightarrow f_i(\bar{f}_i)$  and  $\delta_{2_{f_i(\bar{f}_i)}}$  to  $D^0 \rightarrow f_i(\bar{f}_i)$ .

It is important to underline that in general neither of these strong phase differences  $\Delta_{\zeta}$  or  $\Delta_{\delta}$  are expected to vanish.

As a final comment, the asymmetry  $\mathcal{A}_{CP}(\bar{f}_i = K^+ \pi^-)$  is expected to be very small since it suffers of a very low statistics for the mode  $B^+ \rightarrow D^0 K^+ \rightarrow (K^+ \pi^-)_{D^0} K^+$ , as it has multiple suppression factors compared to  $B^+ \rightarrow \bar{D}^0 K^+ \rightarrow (K^+ \pi^-)_{\bar{D}^0} K^+$ , namely  $V_{ub}$  instead of  $V_{cb}$ , as well as color and double Cabibbo suppressions.

In the following, we will not pursue the modes  $\bar{D}^0(D^0) \rightarrow K^\pm \pi^\mp$ . The reason is that they do not measure directly one of the phases of the “flat” triangle  $UT_{sb}$  defined in (1), that is the main interest of the present paper.



## 2.3 Using $\overline{D^0}(D^0)$ decays to CP eigenstates

### 2.3.1 $\overline{D^0}(D^0)$ decays to $\pi^+\pi^-$

Let us first examine the decay  $\overline{D^0}(D^0) \rightarrow \pi^+\pi^-$ , i.e.  $CP = +$ . The complete amplitudes read

$$\begin{aligned} A_1 &= a_{\overline{D^0}(\pi\pi)} e^{i\alpha_{\overline{D^0}(\pi\pi)}} e^{i\Phi_{\overline{D^0}(\pi\pi)}} , \quad A_2 = a_{D^0(\pi\pi)} e^{i\alpha_{D^0(\pi\pi)}} e^{i\Phi_{D^0(\pi\pi)}} \\ \overline{A}_1 &= a_{\overline{D^0}(\pi\pi)} e^{i\alpha_{\overline{D^0}(\pi\pi)}} e^{-i\Phi_{\overline{D^0}(\pi\pi)}} , \quad \overline{A}_2 = a_{D^0(\pi\pi)} e^{i\alpha_{D^0(\pi\pi)}} e^{-i\Phi_{D^0(\pi\pi)}} \end{aligned} \quad (26)$$

where

$$\Phi_{\overline{D^0}(\pi\pi)} = \arg(V_{cb}^* V_{us} V_{ud}^* V_{cd}) , \quad \Phi_{D^0(\pi\pi)} = \arg(V_{ub}^* V_{cs} V_{cd}^* V_{ud}) \quad (27)$$

that gives

$$\begin{aligned} \Phi_{\overline{D^0}(\pi\pi)} - \Phi_{D^0(\pi\pi)} &= \arg\left(\frac{V_{cb}^* V_{cd}}{V_{ub}^* V_{ud}} \frac{V_{ud}^* V_{us}}{V_{cd}^* V_{cs}}\right) \\ &= \arg\left(-\frac{V_{cb}^* V_{cd}}{V_{ub}^* V_{ud}}\right) + \arg\left(-\frac{V_{ud}^* V_{us}}{V_{cd}^* V_{cs}}\right) \\ &= -\gamma + \gamma_{ds} \simeq -\gamma \end{aligned} \quad (28)$$

where  $\gamma$  is one of the angles of the usual Unitarity Triangle  $UT_{bd}$ , and  $\gamma_{ds}$  is a very small angle of the 3rd triangle  $UT_{ds}$  in formulas (1) (2) and Fig. 1.

One obtains the partial widths,

$$\begin{aligned} \Gamma[B^+ \rightarrow (\pi\pi)_D K^+] &= \Gamma[B^+ \rightarrow \overline{D^0} K^+ \rightarrow (\pi\pi) K^+] \\ &\times [1 + \mathcal{R}^2 + 2\mathcal{R}(\cos \Delta \cos \gamma + \sin \Delta \sin \gamma)] \\ \Gamma[B^- \rightarrow (\pi\pi)_D K^-] &= \Gamma[B^+ \rightarrow \overline{D^0} K^+ \rightarrow (\pi\pi) K^+] \\ &\times [1 + \mathcal{R}^2 + 2\mathcal{R}(\cos \Delta \cos \gamma - \sin \Delta \sin \gamma)] \end{aligned} \quad (29)$$

The asymmetry reads

$$\begin{aligned} \mathcal{A}_{CP}^+(\pi\pi) &= \frac{\Gamma[B^+ \rightarrow (\pi^+\pi^-)_D K^+] - \Gamma[B^- \rightarrow (\pi^+\pi^-)_D K^-]}{\Gamma[B^+ \rightarrow (\pi^+\pi^-)_D K^+] + \Gamma[B^- \rightarrow (\pi^+\pi^-)_D K^-]} \\ \mathcal{A}_{CP}^+(\pi\pi) &\simeq \frac{+2\mathcal{R} \sin \Delta \sin \gamma}{1 + \mathcal{R}^2 + 2\mathcal{R} \cos \Delta \cos \gamma} \end{aligned} \quad (30)$$

where  $\mathcal{R}$  is defined in equation (5) and  $\Delta = \alpha_{\overline{D^0}(\pi\pi)} - \alpha_{D^0(\pi\pi)} \simeq \Delta_\zeta$ . This is indeed so because  $\Delta_\delta \simeq 0$  in CP eigenstate decays of D mesons.

### 2.3.2 $\overline{D^0}(D^0)$ decays to $K^+K^-$

We consider now the decays  $B^+ \rightarrow D^0(\overline{D}^0) \rightarrow (K^+K^-)_D K^+$ , i.e.  $CP = +$ . The complete amplitudes read :

$$\begin{aligned} A_1 &= a_{\overline{D^0}(KK)} e^{i\alpha_{\overline{D^0}(KK)}} e^{i\Phi_{\overline{D^0}(KK)}} , \quad A_2 = a_{D^0(KK)} e^{i\alpha_{D^0(KK)}} e^{i\Phi_{D^0(KK)}} \\ \overline{A}_1 &= a_{\overline{D^0}(KK)} e^{i\alpha_{\overline{D^0}(KK)}} e^{-i\Phi_{\overline{D^0}(KK)}} , \quad \overline{A}_2 = a_{D^0(KK)} e^{i\alpha_{D^0(KK)}} e^{-i\Phi_{D^0(KK)}} \end{aligned} \quad (31)$$

where the CP phases read

$$\Phi_{\overline{D^0}(KK)} = \arg(V_{cb}^* V_{cs}) , \quad \Phi_{D^0(KK)} = \arg(V_{ub}^* V_{us}) \quad (32)$$

$$\Phi_{\overline{D^0}(KK)} - \Phi_{D^0(KK)} = \arg\left(\frac{V_{cb}^* V_{cs}}{V_{ub}^* V_{us}}\right) = \pi + \gamma_s \quad (33)$$

The angle  $\gamma_s$  is one of the angles of the Unitarity Triangle  $UT_{sb}$  in Fig. 1.

One obtains the partial widths from equation (21),

$$\begin{aligned} \Gamma[B^+ \rightarrow (K^+K^-)_D K^+] &= \Gamma[B^+ \rightarrow \overline{D^0} K^+ \rightarrow (K^+K^-) K^+] \\ &\quad \times [1 + \mathcal{R}^2 + 2\mathcal{R}(-\cos \Delta \cos \gamma_s + \sin \Delta \sin \gamma_s)] \\ \Gamma[B^- \rightarrow (K^+K^-)_D K^-] &= \Gamma[B^+ \rightarrow \overline{D^0} K^+ \rightarrow (K^+K^-) K^+] \\ &\quad \times [1 + \mathcal{R}^2 + 2\mathcal{R}(-\cos \Delta \cos \gamma_s - \sin \Delta \sin \gamma_s)] \end{aligned} \quad (34)$$

The asymmetry reads

$$\begin{aligned} \mathcal{A}_{CP}^+(K^+K^-) &= \frac{\Gamma[B^+ \rightarrow (K^+K^-)_D K^+] - \Gamma[B^- \rightarrow (K^+K^-)_D K^-]}{\Gamma[B^+ \rightarrow (K^+K^-)_D K^+] + \Gamma[B^- \rightarrow (K^+K^-)_D K^-]} \\ \mathcal{A}_{CP}^+(K^+K^-) &= \frac{+2\mathcal{R} \sin \Delta \sin \gamma_s}{1 + \mathcal{R}^2 - 2\mathcal{R} \cos \Delta \cos \gamma_s} \end{aligned} \quad (35)$$

where  $\mathcal{R}$  is defined in equation (7) and  $\Delta = \alpha_{\overline{D^0}(KK)} - \alpha_{D^0(KK)} \simeq \Delta_\zeta$ .

A similar result is obtained with the decay  $\overline{D^0}(D^0) \rightarrow K_s \pi^0$ . However due to the different CP sign ( $\eta_{CP} = -1$ ) for the eigenstate  $K_s \pi^0$ , the CP asymmetry reads

$$\mathcal{A}_{CP}^-(K_s \pi^0) = \frac{-2\mathcal{R} \sin \Delta \sin \gamma_s}{1 + \mathcal{R}^2 + 2\mathcal{R} \cos \Delta \cos \gamma_s} \quad (36)$$

with  $\Delta_{K_s \pi^0} = \alpha_{\overline{D^0}(K_s \pi^0)} - \alpha_{D^0(K_s \pi^0)} \simeq \Delta_\zeta$ .

Using Eqns. (35) and (36) one can extract  $\Delta (= \Delta_\zeta)$  and  $\gamma_s$ . This method had been proposed by Gronau, London and Wyler [5] for the determination of the angle  $\gamma$ , since  $\gamma_s \simeq -\gamma$ , up to a very small correction. However, we are now interested in the angle  $\gamma_s$  of the  $UT_{sb}$  unitarity triangle. Indeed, one gets

$$\sin \Delta \sin \gamma_s = \frac{\mathcal{A}_{CP}^-(K_s \pi^0) \times \mathcal{A}_{CP}^+(K^+K^-)}{\mathcal{A}_{CP}^-(K_s \pi^0) - \mathcal{A}_{CP}^+(K^+K^-)} \times \frac{1 + \mathcal{R}^2}{\mathcal{R}}$$

$$\cos \Delta \cos \gamma_s = -\frac{\mathcal{A}_{CP}^-(K_s \pi^0) + \mathcal{A}_{CP}^+(K^+ K^-)}{\mathcal{A}_{CP}^-(K_s \pi^0) - \mathcal{A}_{CP}^+(K^+ K^-)} \times \frac{1 + \mathcal{R}^2}{2\mathcal{R}} \quad (37)$$

Thus  $\gamma_s$  can be measured, though in general with a 8-fold ambiguity. However depending upon the values of  $\mathcal{A}_{CP}^+$  and  $\mathcal{A}_{CP}^-$  some solutions may not be physical and thus the ambiguities reduced. Several other  $CP = -$  modes can be used to increase statistics, such as  $\overline{D}^0(D^0) \rightarrow K_s \eta(\eta')$  or  $K_s \omega$ .

## 2.4 Convention of the difference of strong phases

Here we comment on our convention on the difference of the strong phases  $\Delta_{f_i}$ , that differs from the convention in other works. Let us just consider the particular case of  $B^\pm \rightarrow D^0(\overline{D}^0)K^\pm$ , as made very explicit by Gronau [6].

Let us compare the notation of our amplitudes

$$A[B^+ \rightarrow \overline{D}^0 K^+] = a_1 e^{i\alpha_1} e^{i\Phi_1}, \quad A[B^+ \rightarrow D^0 K^+] = a_2 e^{i\alpha_2} e^{i\Phi_2} \quad (38)$$

and the CP-conjugated ones,

$$A[B^- \rightarrow D^0 K^-] = a_1 e^{i\alpha_1} e^{-i\Phi_1}, \quad A[B^- \rightarrow \overline{D}^0 K^-] = a_2 e^{i\alpha_2} e^{-i\Phi_2} \quad (39)$$

with Gronau convention, his formula (4),

$$A[B^- \rightarrow D^0 K^-] = |A|, \quad A[B^- \rightarrow \overline{D}^0 K^-] = |\overline{A}| e^{i\delta} e^{-i\gamma} \quad (40)$$

and its CP-conjugated,

$$A[B^+ \rightarrow \overline{D}^0 K^+] = |A|, \quad A[B^+ \rightarrow D^0 K^+] = |\overline{A}| e^{i\delta} e^{i\gamma} \quad (41)$$

One has

$$\delta = \alpha_2 - \alpha_1 = -\Delta, \quad \Phi_2 - \Phi_1 = -\Phi = \gamma \quad (42)$$

and finally

$$\Delta = -\delta, \quad \Phi = \Phi_1 - \Phi_2 = -\gamma \quad (43)$$

So our FSI phase has the opposite sign to Gronau convention, and the CKM phase is the same in both conventions. The convention of Gronau is the same as the one used by HFAG [7], where the phase  $\delta$  is denoted by  $\delta_B$ . The opposite sign also holds for our general strong phase difference  $\Delta_{f_i}$  and the one of HFAG  $\delta_B + \delta_D$ .

## 3 Estimating the size of the modulus of amplitudes

The ratio of amplitudes can be extracted experimentally from the measured branching fraction (see Table 1).

| Mode                                     | Br                                | $\eta_{CP}$ | $\mathcal{R}$     | $\mathcal{R}_{D \rightarrow f_i}$ |
|--|-----------------------------------|-------------|-------------------|-----------------------------------|
| $B^+ \rightarrow \overline{D}^0 K^+$     | $(3.63 \pm 0.12) \cdot 10^{-4}$   |             |                   | -                                 |
| $B^+ \rightarrow D^0 K^+$                | $(3.57 \pm 0.35) \cdot 10^{-6}$   |             | $0.099 \pm 0.005$ | -                                 |
| $B^+ \rightarrow \overline{D}^0 K^{*+}$  | $(5.3 \pm 0.4) \cdot 10^{-4}$     |             |                   | -                                 |
| $B^+ \rightarrow D^0 K^{*+}$             | $(3.1 \pm 1.6) \cdot 10^{-6}$     |             | $0.076 \pm 0.020$ | -                                 |
| $\overline{D}^0 \rightarrow K^+ \pi^-$   | $(3.950 \pm 0.031) \cdot 10^{-2}$ |             | -                 | $0.00615 \pm 0.0015$              |
| $\overline{D}^0 \rightarrow K^- \pi^+$   | $(1.50 \pm 0.07) \cdot 10^{-4}$   |             | -                 | $16.23 \pm 0.38$                  |
| $\overline{D}^0 \rightarrow \pi^+ \pi^-$ | $(1.455 \pm 0.024) \cdot 10^{-3}$ | +1          | -                 | 1                                 |
| $\overline{D}^0 \rightarrow K^+ K^-$     | $(4.08 \pm 0.06) \cdot 10^{-3}$   | +1          | -                 | 1                                 |
| $\overline{D}^0 \rightarrow K_s \pi^0$   | $(1.240 \pm 0.022) \cdot 10^{-2}$ | -1          | -                 | 1                                 |
| $\overline{D}^0 \rightarrow K_s \eta$    | $(5.090 \pm 0.013) \cdot 10^{-3}$ | -1          | -                 | 1                                 |
| $\overline{D}^0 \rightarrow K_s \eta'$   | $(9.49 \pm 0.32) \cdot 10^{-3}$   | -1          | -                 | 1                                 |
| $\overline{D}^0 \rightarrow K_s \omega$  | $(1.11 \pm 0.06) \cdot 10^{-2}$   | -1          | -                 | 1                                 |

Table. 1. The branching fraction of  $B^+$  decays to final states  $\overline{D}^0(D^0)K^+(K^{*+})$  and the subsequent  $\overline{D}^0(D^0)$  decays [4].

Using the measured Branching Fractions [4], one gets :

$$\mathcal{R} = \sqrt{\frac{Br(B^+ \rightarrow D^0 K^+)}{Br(B^+ \rightarrow \overline{D}^0 K^+)}} = 0.099 \pm 0.005 \quad (44)$$

$$\mathcal{R}_{D \rightarrow K^- \pi^+} = \sqrt{\frac{Br(D^0 \rightarrow K^- \pi^+)}{Br(\overline{D}^0 \rightarrow K^- \pi^+)}} = 16.23 \pm 0.38 \quad (45)$$

$$\mathcal{R}_{B \rightarrow (K^- \pi^+) K} = \mathcal{R} \times \mathcal{R}_{D \rightarrow K^- \pi^+} = 1.609 \pm 0.092$$

For any  $CP$ -eigentate, such as  $f_{CP} = \pi^+ \pi^-$ ,  $K^+ K^-$  or  $K_s \pi^0$ ,  $\mathcal{R}_{B \rightarrow (f_{CP}) DK} = \mathcal{R}$ . Indeed, in the former equation,  $\frac{Br[D^0 \rightarrow CP_{eigenstate}]}{Br[\overline{D}^0 \rightarrow CP_{eigenstate}]} = 1$  is assumed, since  $|D_{CP\pm}^0\rangle = \frac{1}{\sqrt{2}}[|D^0\rangle \pm |\overline{D}^0\rangle]$ .

As already mentioned in section 2.1, the ratio  $Br(B^+ \rightarrow D^0 K^+)/Br(B^+ \rightarrow \overline{D}^0 K^+)$  should be measured even much more precisely at FCCee from the decays  $B^+ \rightarrow D^0 K^+ \rightarrow \ell^+ \nu K^- K^+$  and  $B^+ \rightarrow \overline{D}^0 K^+ \rightarrow \ell^- \bar{\nu} K^+ K^+$ . The respective branching fractions are about  $1.26 \cdot 10^{-7}$  and  $1.29 \cdot 10^{-5}$ . With the statistics expected at FCCee, one gets  $5 \cdot 10^4$  and  $5 \cdot 10^6$  events, respectively. Despite background levels orders of magnitude larger, it should be possible to extract the signal rather cleanly thanks to very accurate vertexing and particle identification for the kaons. A precision on  $\delta(\mathcal{R})/\mathcal{R}$  at the level of  $5 \cdot 10^{-3}$  seems attainable.

## 4 Expected Asymetry Sensitivities at FCCee

In this section, we investigate the sensitivity on  $\gamma_s$ , which one may expect at FCCee. The expected number of events at summarized in Table 2.

| $E_{\text{cm}} = 91.2 \text{ GeV}$ and $\int L = 150\text{ab}^{-1}$ |  |                        |                             |
|---|--|------------------------|-----------------------------|
| $\sigma(e^+e^- \rightarrow Z)$<br>nb                                | number<br>of Z                           | $f(Z \rightarrow B^+)$ | Number of<br>produced $B^+$ |
| $\sim 42.9$   | $\sim 6.4 \cdot 10^{12}$                 | $\sim 0.061$           | $\sim 3.9 \cdot 10^{11}$    |
| $B^+$ decay<br>Mode   | Decay<br>Mode                            | Final<br>State         | Number of<br>$B^+$ decays   |
| $\overline{D}^0/D^0 \rightarrow \text{nonCP eigenstates}$           |  |                        |                             |
| $\overline{D}^0 K^+$  | $\overline{D}^0 \rightarrow K^+ \pi^-$   | $K^+ \pi^- K^+$        | $\sim 5.6 \cdot 10^6$       |
| $\overline{D}^0 K^+$  | $\overline{D}^0 \rightarrow K^- \pi^+$   | $K^- \pi^+ K^+$        | $\sim 2.1 \cdot 10^4$       |
| $D^0 K^+$   | $D^0 \rightarrow K^- \pi^+$              | $K^- \pi^+ K^+$        | $\sim 5.5 \cdot 10^4$       |
| $D^0 K^+$   | $D^0 \rightarrow K^+ \pi^-$              | $K^+ \pi^- K^+$        | $\sim 2.1 \cdot 10^2$       |
| $\overline{D}^0/D^0 \rightarrow \text{CP eigenstates}$              |  |                        |                             |
| $\overline{D}^0 K^+$  | $\overline{D}^0 \rightarrow \pi^+ \pi^-$ | $\pi^+ \pi^- K^+$      | $\sim 2.1 \cdot 10^5$       |
| $D^0 K^+$   | $D^0 \rightarrow \pi^+ \pi^-$            | $\pi^+ \pi^- K^+$      | $\sim 2.0 \cdot 10^3$       |
| $\overline{D}^0 K^+$  | $\overline{D}^0 \rightarrow K^+ K^-$     | $K^+ K^- K^+$          | $\sim 5.8 \cdot 10^5$       |
| $D^0 K^+$   | $D^0 \rightarrow K^+ K^-$                | $K^+ K^- K^+$          | $\sim 5.7 \cdot 10^3$       |
| $\overline{D}^0 K^+$  | $\overline{D}^0 \rightarrow K_s \pi^0$   | $K_s \pi^0 K^+$        | $\sim 1.2 \cdot 10^6$       |
| $D^0 K^+$   | $D^0 \rightarrow K_s \pi^0$              | $K_s \pi^0 K^+$        | $\sim 1.2 \cdot 10^4$       |
| $\overline{D}^0 K^+$  | $\overline{D}^0 \rightarrow K_s \eta$    | $K_s \eta K^+$         | $\sim 5.0 \cdot 10^5$       |
| $D^0 K^+$   | $D^0 \rightarrow K_s \eta$               | $K_s \eta K^+$         | $\sim 4.9 \cdot 10^3$       |
| $\overline{D}^0 K^+$  | $\overline{D}^0 \rightarrow K_s \eta'$   | $K_s \eta' K^+$        | $\sim 9.3 \cdot 10^5$       |
| $D^0 K^+$   | $D^0 \rightarrow K_s \eta'$              | $K_s \eta' K^+$        | $\sim 9.1 \cdot 10^3$       |
| $\overline{D}^0 K^+$  | $\overline{D}^0 \rightarrow K_s \omega$  | $K_s \omega K^+$       | $\sim 1.1 \cdot 10^6$       |
| $D^0 K^+$   | $D^0 \rightarrow K_s \omega$             | $K_s \omega K^+$       | $\sim 1.1 \cdot 10^4$       |

Table 2. The mean expected number of produced  $B^+$  decays to specific decay modes at FCCee at a center of mass energy of 91 GeV over 5 years with 2 detectors. These numbers have to be multiplied by 2 when including  $B^-$  decays. The branching fractions of the PDG [4] have been used (only the  $K_s$  decay to  $\pi^+ \pi^-$  is included). Note that the number of events is indicative since the exact numbers depend on the value of the strong phase differences ( $\Delta$ ) and the CKM phases involved, as seen in eqn. (4).

## 4.1 Generic Detector acceptance and resolutions

We define below a generic detector, the resolutions of which are parametrized as follow :

$$\begin{aligned}
& \text{Acceptance : } |\cos \theta| < 0.95 \\
& \text{Track } p_T \text{ resolution : } \frac{\sigma(p_T)}{p_T^2} = 2. \times 10^{-5} \oplus \frac{1.2 \times 10^{-3}}{p_T \sin \theta} \\
& \text{Track } \phi, \theta \text{ resolution : } \sigma(\phi, \theta) \text{ } \mu\text{rad} = 18 \oplus \frac{1.5 \times 10^3}{p_T \sqrt[3]{\sin \theta}} \\
& \text{Vertex resolution : } \sigma(d_{\text{Im}}) \text{ } \mu\text{m} = 1.8 \oplus \frac{5.4 \times 10^1}{p_T \sqrt{\sin \theta}} \quad (46) \\
& \text{Vertex resolution : } < \sigma(d_{\text{Im}}) > \text{ bachelor K in } D_s K \\
& \quad \quad \quad < \sigma(d_{\text{Im}}) > \simeq 10 \text{ } \mu\text{m} \\
& \text{Calorimeter resolution : } \frac{\sigma(E)}{E} = \frac{3 \times 10^{-2}}{\sqrt{E}} \oplus 5 \times 10^{-3}
\end{aligned}$$

where  $\theta, \phi$  are the track polar and azimuthal angle respectively,  $p_T$  (in GeV) the track transverse momentum,  $E$  the  $e^\pm, \gamma$  energy and  $d_{\text{Im}}$  the impact parameter. Although the tracking resolutions can be obtained with a combination of silicon vertex detector and a gaseous central tracking system, the calorimeter resolution requires a crystal type detector.

The decays  $B^+ \rightarrow \overline{D^0}(D^0)K^+ \rightarrow (K^+K^-)_D K^+$  and  $B^+ \rightarrow \overline{D^0}(D^0)K^+ \rightarrow (K_s \pi^0)_D K^+$  have then been simulated using the resolutions in Equations (46).

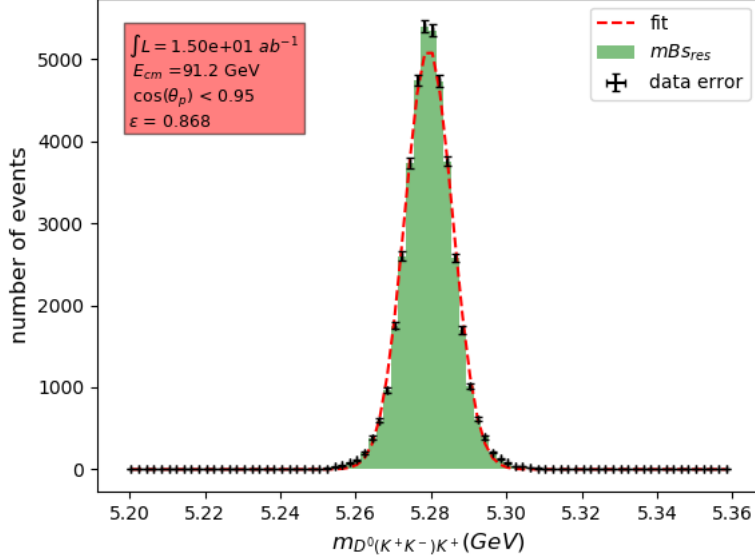


Fig. 4. The  $B^\pm$  resolutions for the  $D$  decays  $K^+K^-$  in  $e^+e^- \rightarrow Z \rightarrow B^+ \rightarrow D^0 K^+ \rightarrow K^+K^- K^+$ .

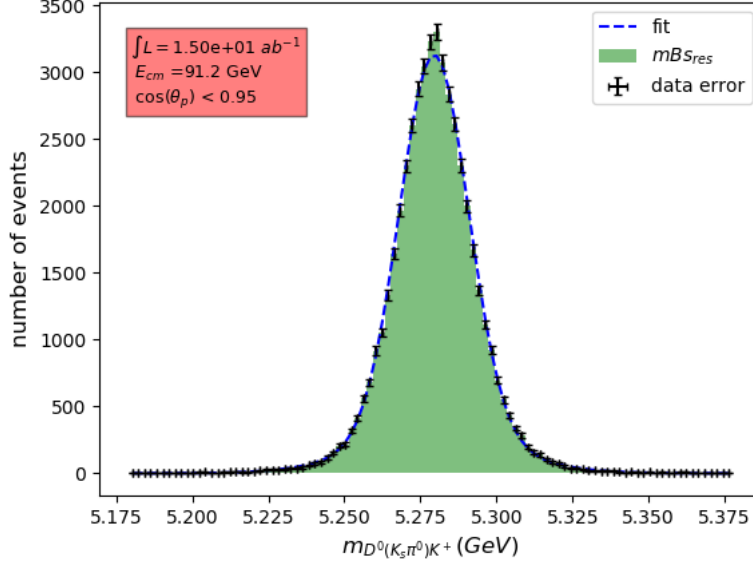


Fig. 5. The  $B^\pm$  resolutions for the  $D$  decays  $K_s\pi^0$  in  $e^+e^- \rightarrow Z \rightarrow B^\pm \rightarrow D^0 K^\pm \rightarrow K_s\pi^0 K^\pm \rightarrow \pi^+\pi^-\gamma\gamma K^\pm$ .

As one can see from Figs. 4 and 5, the  $B^\pm$  mass resolution is 6.4 MeV and 12.0 MeV for the  $K^+K^-K^\pm$  and  $K_s\pi^0K^\pm$  final states, respectively. For the latter decay, we use the constraint of the  $D^0$  mass, which improves significantly the resolution. However, this resolution should worsen with a complete simulation, which will include accurately the flight distances of the resonances  $B^\pm$ ,  $D^0$  and  $K_s$ . It can also be noted that, using the values  $\Delta = -130^\circ$  and  $\gamma_s = 108^\circ$ , one gets about the same number of events for both modes within 30%, once the acceptances are taken into account, in particular when requiring the  $K_s$  to decay within a fiducial volume of  $r = 1$  meter in the transverse direction and  $z = \pm 1$  meter in the longitudinal direction. Such a fiducial volume for  $K_s$  reconstruction implies that the tracking volume of the detector should be large enough, e.g.  $r_{det.} > 2$  meter,  $z_{det.} > \pm 2$  meter to enable efficient reconstruction of the  $\pi^+\pi^-$  pair. As a final comment, one should note that in order to keep the background at a negligible level, an efficient particle identification system is required enabling to identify the kaons in a wide range from  $\sim 1 - 30$  GeV.

## 4.2 Sensitivity on the CKM angle $\gamma_s$

To study the sensitivity, we assume a specific case with  $\Delta = -130^\circ$  and  $\gamma_s = 108^\circ$ . With these figures, the asymmetries  $A_{CP}^+(K^+K^-)$  and  $A_{CP}^-(K_s\pi^0)$ , as defined in equations (35) and (36) are -0.1489 and 0.1377, respectively.

Using the expected number of events for the mode  $B^\pm \rightarrow (K^+K^-)_D K^\pm$  and  $B^\pm \rightarrow (K_s\pi^0)_D K^\pm$ , and for a total integrated luminosity of  $150 ab^{-1}$  accumulated by the addition of all experiments at FCCee, the expected sensitivity for  $\delta(\gamma_s)$  is about  $2.7^\circ$  if  $\Delta = -130^\circ$ . Such a value for  $\Delta$  corresponds to the strong phase in the decay  $B^+ \rightarrow D^0 K^+$  as has been measured, and reported in [4],  $\delta_B = 130^\circ$ , taking into account our convention  $\Delta = -\delta_B$ , as exposed in section 2.4.

One should note that the  $\gamma_s$  sensitivity can vary according to the actual value of the strong angle difference  $\Delta$ , as can be seen in Table 3. The most favourable situation occurs when  $\Delta = -90^\circ$ , in which case  $\delta(\gamma_s) \simeq 0.8^\circ$ . When  $\Delta = \pm\gamma_s$ , the first equation in (37) determines the sine-squared of this common (modulo the sign) angle, and is redundant with the second equation of (37), which determines the cosine-squared. Consequently, the equations (37) do not allow a simultaneous extraction of the angles  $\Delta$  and  $\gamma_s$ . The same applies when  $\Delta = 180^\circ \pm \gamma_s$ . In the vicinity of these singularities, the experimental uncertainties on  $\mathcal{A}_{CP}^+(K^+K^-)$  and on  $\mathcal{A}_{CP}^-(K_s\pi^0)$  cause equation (37) to not always have real solutions – for example, that would happen with a probability larger than 30% when the angles are within  $8^\circ$  of a singularity. These cases are not considered in Table 3.

These results can be improved further should one use additional  $\overline{D^0}(D^0)$  CP eigenstates such as  $K_s\eta$ ,  $K_s\eta'$ ,  $K_s\omega \dots$  and using the mode  $B^\pm \rightarrow D_{CP}K^{*\pm}$  such that a sensitivity in the range  $1^\circ$ - $2^\circ$  does not seem out of reach. Combining this with the possible direct measurements of  $\alpha_s$  and  $\beta_s$  with the modes  $B_s \rightarrow D_s^\pm K^\mp$  and  $B_s \rightarrow J/\psi\phi$ , respectively, with the expected sensitivities [1]  $\delta(\alpha_s) \simeq 0.4^\circ$  and  $\delta(\beta_s) \simeq 0.04^\circ$ , one would directly measure the three angles of the Unitarity Triangle  $UT_{sb}$  at FCCee, without assuming the unitarity of the CKM matrix.

| $\Delta$     | $\mathcal{A}_{CP}^+(K^+K^-)$ | $\mathcal{A}_{CP}^-(K_s\pi^0)$ | $\delta(\gamma_s)$ |
|--------------|------------------------------|--------------------------------|--------------------|
| $-10^\circ$  | -0.0306                      | 0.0345                         | $\sim 6.5^\circ$   |
| $-30^\circ$  | -0.0887                      | 0.0986                         | $\sim 2.8^\circ$   |
| $-50^\circ$  | -0.1377                      | 0.1489                         | $\sim 2.8^\circ$   |
| $-90^\circ$  | -0.1868                      | 0.1868                         | $\sim 0.8^\circ$   |
| $-120^\circ$ | -0.1668                      | 0.1570                         | $\sim 2.8^\circ$   |
| $-130^\circ$ | -0.1489                      | 0.1377                         | $\sim 2.8^\circ$   |
| $-150^\circ$ | -0.0986                      | 0.0887                         | $\sim 2.8^\circ$   |
| $-170^\circ$ | -0.0345                      | 0.0306                         | $\sim 6.5^\circ$   |

Table 3. The experimental sensitivity for measuring the angle  $\gamma_s$  at FCCee using the  $B^\pm \rightarrow (K^+K^-)_D K^\pm$  and  $B^\pm \rightarrow (K_s\pi^0)_D K^\pm$  decays for different values of the strong phase difference  $\Delta$ . The value  $\gamma_s = 108^\circ$  has been used. Finally, one notes that should one use positive values for  $\Delta$ , all asymmetries will have opposite signs, but the sensitivities will remain the same.

## 5 Conclusion

We have investigated in this paper the sensitivity at FCCee of the angle  $\gamma_s$  of the Unitarity Triangle  $UT_{sb}$ , defined in Fig. 3. This result is complementary to the ones obtained for the other angles of this triangle ( $\alpha_s$  and  $\beta_s$ ), as discussed in ref. [1]. Altogether, FCCee should allow one to measure directly all the angles of the rather flat Unitarity Triangle  $UT_{sb}$ , constraining further the CP sector of the Standard Model.



## References

- [1] R. Aleksan, L. Oliver and E. Perez, arXiv:2107.02002 [hep-ph] (2021).
- [2] R. Aleksan, B. Kayser and D. London, Phys. Rev. Lett. **73** (1994) 18.
- [3] D. Atwood, I. Dunietz and A. Soni, Phys. Rev. Lett. **78** (1997) 3257.
- [4] P.A. Zyla et al. [Particle Data Group], Prog. Theor. Exp. Phys. (2020) 083C01.
- [5] M. Gronau and D. London, Phys. Lett. B **253**, 483 (1991); M. Gronau and D. Wyler, Journal Phys. Lett. B **265**, 172 (1991).
- [6] M. Gronau, Phys. Lett. B **557** (2003) 198, arXiv:hep-ph/0211282.
- [7] Heavy Flavor Averaging Group, Y. Amhis et al., arXiv:1909.12524 [hep-ex] (2019).