

A Splitting Scheme for Flip-Free Distortion Energies

Oded Stein*, Jiajin Li†, and Justin Solomon‡

Abstract. We introduce a robust optimization method for flip-free distortion energies used, for example, in parametrization, deformation, and volume correspondence. This method can minimize a variety of distortion energies, such as the symmetric Dirichlet energy and our new symmetric gradient energy. We identify and exploit the special structure of distortion energies to employ an operator splitting technique, leading us to propose a novel Alternating Direction Method of Multipliers (ADMM) algorithm to deal with the non-convex, non-smooth nature of distortion energies. The scheme results in an efficient method where the global step involves a single matrix multiplication and the local steps are closed-form per-triangle/per-tetrahedron expressions that are highly parallelizable. The resulting general-purpose optimization algorithm exhibits robustness to flipped triangles and tetrahedra in initial data as well as during the optimization. We establish the convergence of our proposed algorithm under certain conditions and demonstrate applications to parametrization, deformation, and volume correspondence.

Key words. computer graphics, optimization, nonconvex optimization, parametrization, ADMM

AMS subject classifications. 65K10, 90C26, 65D18, 68U05

1. Introduction. Distortion energies measure how much a mapping from one shape to another deforms the initial shape. Minimizing these energies can yield maps between domains with as little distortion as possible. Minimization of distortion energies with a variety of constraints is employed in a wide array of computer graphics applications, such as UV mapping (where one seeks to embed a 3D surface into 2D while minimizing distortion, Figure 1 *left*), deformation (where parts of a surface or volume are deformed, and the goal is to find the overall deformation with least distortion, Figure 1 *center*), and volume correspondence (two boundary surfaces are given, and a distortion-minimizing map between the two volumes is desired, Figure 1 *right*). We are interested in computing maps that minimize distortion energies on triangle and tetrahedral meshes.

Flip-free distortion energies comprise an important subset of distortion energies. A mapping that minimizes such an energy will never invert (flip) a triangle or tetrahedron. Flip-free distortion energies are difficult to optimize: they are usually non-linear and non-convex, and have singularities that correspond to collapsed elements. Typical optimization methods based on line-search require feasible, flip-free iterates. Thus, they must exercise great care to avoid singularities, where they will fail. For applications such as volume correspondence, it is difficult to even initialize with a feasible flip-free configuration. Certain line-search-free approaches can struggle with the problem’s non-convexity in both objective function and feasible set.

We focus on distortion energies that depend only on the mapping’s Jacobian, are invariant to rotations, and are convex over symmetric positive definite matrices. This includes popular flip-free distortion energies such as the *symmetric Dirichlet energy*, as well as our new *symmet-*

*Massachusetts Institute of Technology, Cambridge, MA.

†The Chinese University of Hong Kong, Hong Kong.

‡Massachusetts Institute of Technology, Cambridge, MA.

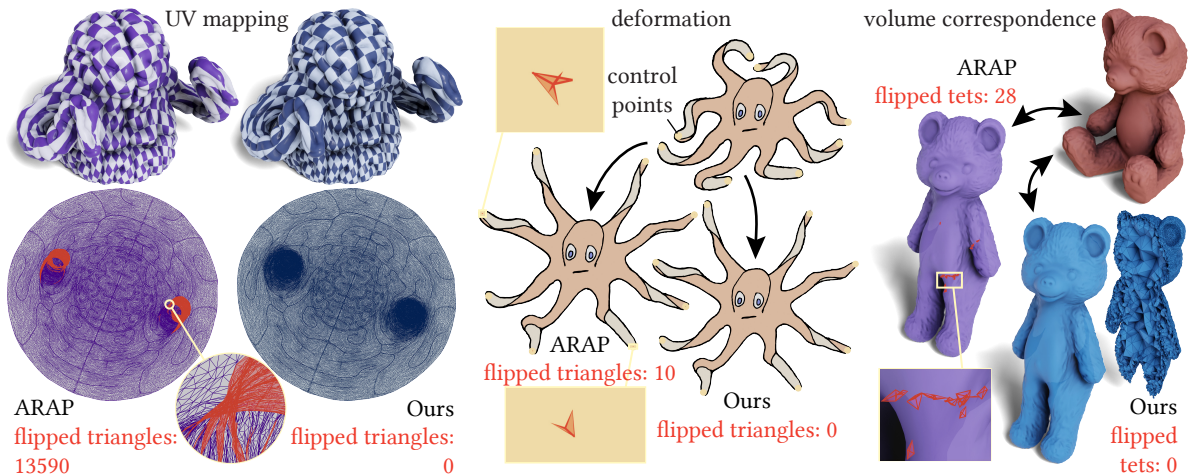


Figure 1. *Minimizing distortion energies in a variety of applications using our splitting method: UV mapping (left, computing a distortion-minimizing map from the surface to \mathbb{R}^2), shape deformation (center, fixing control points to deformed position and find the distortion-minimizing map), volume correspondence (right, finding the distortion-minimizing map between the interior of two different surfaces). Our method produces a flip-free result, unlike methods based on energies such as ARAP (E_A), which can exhibit flips when performing the same operation (flipped elements in red).*

ric gradient energy. Previous methods optimizing the symmetric Dirichlet energy can, to our knowledge, not be mathematically proven to converge in the limit. We exploit the convexity in these energies by splitting the Jacobian of the mapping W into a rotational part U and a flip-free, symmetric part P . We propose a novel ADMM algorithm to leverage this splitting in an efficient fashion, which results in three sub-problems: optimize the vertex positions of the mapping W , optimize the Jacobian’s rotational part U , and optimize the Jacobian’s rotation-free part P . The optimization in W is linear, the optimization in U is an explicitly-solvable Procrustes problem, and the optimization in P (the only part containing the objective function) has a closed-form solution for both energies considered in this article. The optimizations in U and P also decouple over triangles/tetrahedra, and can thus be parallelized, while the optimizations in W and P are convex.

In our approach, the target mapping does not need to be flip-free for every iteration until convergence is attained—since P is always flip-free, the distortion energy will never be singular and can be evaluated even if W contains flips. Thus, our approach is naturally robust to flipped elements in the iterates and can be initialized with flipped elements.

ADMM-based algorithms are, in general, not guaranteed to converge for non-convex non-linear problems, such as the ones involving distortion energies. For our method, however, we can present theoretical analysis of convergence behavior that can show convergence given certain conditions. This mathematical proof goes beyond what is usual for other flip-free optimization algorithms, yielding the first optimization of the symmetric Dirichlet energy that can be proven to converge. Beyond describing the circumstances under which we reach a critical point of the optimization problem, this analysis significantly informs our algorithm: it lets us automatically choose appropriate augmented Lagrangian penalty weights.

Our contributions are:

- a parallelizable optimization method for non-linear non-convex flip-free distortion energies that is robust to the presence of flipped triangles in the initial data;
- a convergence analysis that discusses the convergence of our algorithm to a stationary point given certain conditions;
- a novel distortion energy, the *symmetric gradient energy*, which yields flip-free distortion-minimizing maps that are similar to popular non-flip-free methods (but are flip-free).

We demonstrate our method on applications in UV parametrization, surface and volume deformation, and volume correspondence (see Figure 1).

2. Related Work.

2.1. Optimizing Distortion Energies. Distortion energies have a long history in geometry processing and related fields like physical simulation and differential geometry. They are part of tools for parametrization, deformation, and related tasks.

Early approaches include optimizing harmonic and conformal energies to produce angle-preserving mappings with a variety of optimization methods [26, 28, 37, 54, 67, 94]. As they can be measured and optimized efficiently, conformal energies remain popular and are the subject of ongoing research [35, 86, 93, 99, 103].

A different way to measure distortion is to quantify the deviation of a mapping’s local structure from rotation, as in the As-Rigid-As-Possible (ARAP) energy [101], which can be efficiently optimized using a per-element local-global approach [60]. ARAP is similar to other quasi-elastic energies [19].

Optimization of flip-free distortion energies goes back to the work of Tutte [108], who showed that minimizing Tutte’s energy while fixing boundary vertices to a convex polygon yields a flip-free mesh parametrization. Recent methods compute flip-free maps while simultaneously minimizing some kind of distortion for surfaces [53, 57], volumes [2], simplicial maps [58], non-standard boundary conditions [112], or with a focus on numerical robustness [95]. Conformal and harmonic energies can be augmented to produce flip-free maps, e.g. by including cone singularities in the parametrization [39]. Cone singularities can be used in a variety of ways to produce parametrizations [20, 99].

The symmetric Dirichlet energy [91, 98] combines the idea of measuring the deviation of the Jacobian from the identity with flip-free maps: the energy is singular for zero-determinant Jacobians, which means that during the minimization process elements can not collapse and invert. Since the symmetric Dirichlet energy is non-convex and singular, it requires specialized optimization algorithms. The symmetric Dirichlet energy can be optimized in a wide variety of ways: with a modified line-search to avoid the energy’s singularities in a L-BFGS-style optimization (augmented with techniques for global bijectivity) [98], with a quadratic proxy to accelerate convergence [53], with a local-global modification of line-search that can also be applied to a variety of other rotation-independent distortion energies [84], with a preconditioned line search based on Killing field approximation [22], and by progressively adjusting the reference mesh [59]. These approaches require initialization with a flip-free map whose distortion is then further reduced.

A different approach to generating flip-free distortion-minimizing relies on custom distor-

tion energies that can be optimized efficiently without line-search methods [34]. Concurrent work introduces a framework for flip-free conformal maps [35], and a framework for globally elastic 3D deformations using physical simulation methods [30]. Yet other approaches include initializing with a flip-free map by lifting the mesh to a higher dimension and achieving injectivity that way [27], and applying block coordinate descent [70]. Using a barrier-aware line-search and quasi-Newton methods, one can optimize a variety of distortion energies [121]. One can also discretize physical elasticity energies that naturally model distortion and carry out a physical simulation [97].

The concurrent work WRAPD [17] also uses ADMM to compute flip-free distortion-minimizing maps, but with a different splitting technique than ours. They use two-block ADMM (compared to our three blocks with variables \mathbf{W} , \mathbf{U} , \mathbf{P}), where the non-convex ADMM sub-step requires a line-search optimization to be solved to convergence every step (without guarantees on how this might interfere with the ADMM’s convergence). They do not include a convergence proof (which we do).

There are many other approaches for efficient flip-free distortion minimization [3, 21, 32, 70, 104, 105, 116]. For certain applications, such as quad meshing [51], surface-to-surface mapping [29, 89, 90], joint optimization of map and domain [56], globally bijective mapping [50], and input-aligned maps [69], distortion energies with special properties are used.

2.2. Alternating Direction Method of Multipliers. The augmented Lagrangian method and the alternating direction method of multipliers (ADMM) are popular optimization methods [16]. While the convergence of ADMM is well-known for convex problems, convergence can also be proven in some other scenarios that often necessitate special proofs, such as classes of weakly convex problems [120], certain non-convex ADMMs with *linear* constraints [43, 111, 118], non-convex and non-linear, but equality-constrained problems [110], and bilinear constraints [117]. For specific non-linear non-convex ADMMs, specialized proofs exist [33, 115]. Our method does not exactly fit any of the above approaches, but uses ideas from many of them to analyze convergence, such as an explicit boundedness condition [117], the use of a potential function [118], and the KL condition [33].

ADMM has been employed in many computer graphics and image processing applications. It is especially useful when a convex problem can be split into multiple simpler sub-problems that are each convex – in that case, convergence of the method follows from standard results [16, Section 3.2]. Such convex ADMM is used, for example, to produce developable surfaces after convex relaxation [92], to speed up optimization in computer vision and machine learning [113], for aligning point sets with rigid transforms through relaxation of a non-convex problem [85], as a sub-step in a rotation-strain simulation of elastic objects [79], to compute the Earth Mover’s Distance [100], and for isogeometric analysis after transforming a non-convex problem into a biconvex problem [73].

When a problem is non-convex, ADMM is more difficult to employ in a way that assures convergence. As a result, some applications of ADMM do not provide an explicit convergence guarantee but are able to show convergence empirically. Past work uses non-convex ADMM with a linear constraint for the physical simulation of elastic bodies with collisions [75], an approach applied later to character deformation [66] and cloth simulation [65]. In later concurrent work this approach is extended to globally injective maps [76] by adding a step to

the ADMM that promotes injectivity through a nonlinear optimization procedure while temporarily tolerating non-injective maps; this ADMM uses a line-search in the inner loop.

For some specific non-convex applications of ADMM, convergence can be proven, just as we do in this article, although these examples do not cover our use case [74, 119].

Unlike past applications of ADMM to the problem of distortion-minimizing maps, our distortion minimization technique has all of the following features:

- We solve a non-convex problem with a *non-linear constraint*, $(G\mathbf{W})_i = \mathbf{U}_i\mathbf{P}_i$.
- Our splitting contains *three* ADMM blocks instead of the usual two, designed so that each block is solvable in closed-form.
- We present a convergence analysis specialized to our algorithm; to our knowledge, this theoretical analysis is new and adds to the cases in which non-convex multi-block ADMM is proven to converge.

3. Problem setup.

3.1. Preliminaries. We compute a map from a *source mesh* to a deformed *target mesh* composed of triangle or tetrahedra. The goal is to measure the distortion of the map and to optimize the map (and the target mesh) subject to certain constraints. $\mathbf{V} \in \mathbb{R}^{n \times d_i}$ contains the coordinates of the vertices of the source mesh, where n is the number of vertices and $d_i = 2, 3$ is their dimension. The individual vertices are denoted by $\mathbf{V}_i, i = 1, \dots, n$.

The optimization variable $\mathbf{W} \in \mathbb{R}^{n \times d_o}$ contains the target coordinates of the vertices under the map, where $d_o \leq d_i$ is the dimension of the output vertices. The dimension d_o can be different from the input dimension, for example when we compute the UV mapping of a surface in 3D, where $d_i = 3$ and $d_o = 2$. The individual vertices are denoted by $\mathbf{W}_i, i = 1, \dots, n$. The number of triangles or tetrahedra (elements) in the mesh is m and the dimension of the elements is d ($d = 2$ for triangles and $d = 3$ for tetrahedra). w_i is the area or volume of the i -th element, depending on d . We will deal with collections of matrices associated with each triangle or tetrahedron of a mesh. For this purpose, we let $(\mathbb{R}^{d \times d})^m$ be the space of m independent $d \times d$ matrices. If $\mathbf{J} \in (\mathbb{R}^{d \times d})^m$, we denote by \mathbf{J}_i the i -th matrix in \mathbf{J} .

Our energies depend on the Jacobian of the map $\mathbf{V} \mapsto \mathbf{W}$. Assuming our map is affine when restricted to the interior of each element, the Jacobian is piecewise constant.

Definition 3.1 (Piecewise constant Jacobian). Let $\mathbf{V} \in \mathbb{R}^{n \times d_i}$ be the source coordinates and $\mathbf{W} \in \mathbb{R}^{n \times d_o}$ the target coordinates of a mapping of a mesh with m triangles or tetrahedra. Then $G : \mathbb{R}^{n \times d_o} \rightarrow (\mathbb{R}^{d_o \times d_o})^m$ is the linear operator (dependent on \mathbf{V}) such that the mapping's Jacobian for the i -th triangle or tetrahedron is given by the matrix $(G\mathbf{W})_i$.

Supplemental material describes how to compute the Jacobian from target vertex positions.

We use the Frobenius product and norm for vectors and matrices. The *Frobenius product* (or *dot product* for vectors) is defined as $X \cdot Y := \text{trace } X^\top Y$. The *Frobenius norm* (or L^2 norm for vectors) is defined via $\|X\|^2 := X \cdot X$.

At last we define spaces for the rotation and flip-free parts of the Jacobian.

Definition 3.2 (Rotation and semidefinite matrices). $\text{SO}(d)$ is the space of rotation matrices of dimension d . \mathcal{S}_+^d is the space of symmetric positive definite (spd) matrices of dimension d .




Figure 2. Our optimization method visually matches the results of a variety of other methods when tasked with producing a UV map with the same energy E_D .

3.2. Optimization Target. We can understand a variety of algorithms for parametrization, deformation, and related tasks as optimizing a generic energy of the following form:

$$(3.1) \quad E_{\text{generic}}(\mathbf{W}) := \sum_{i=1}^m w_i f((G\mathbf{W})_i).$$

Here, $f(\cdot)$ denotes a per-element distortion energy, summed over the triangles/tetrahedra i of the mesh; we call f the *defining function* of our problem. It is evaluated on the Jacobian $G\mathbf{W}$ of the map $\mathbf{V} \mapsto \mathbf{W}$ and is typically designed to be a rotation-invariant function quantifying how much $(G\mathbf{W})_i$ deviates from being a rigid motion. Rotation invariance implies we can think of $f(\cdot)$ as a function of the singular values of $(G\mathbf{W})_i$.

Each possible choice of distortion energy $f(\cdot)$ captures a different trade-off between different means of deforming the source domain onto the target, e.g., between angle and area preservation. Below, we discuss some choices for $f(\cdot)$ used in our experiments; we refer the reader to [84, Table I] for an exhaustive list, many of which can be easily plugged into our optimization framework. In Section 7, we propose one additional option, the symmetric gradient energy, which appears to yield flip-free maps in practice that are similar to the popular—but not flip-free—ARAP energy (discussed in Appendix A.2.3).

Of particular interest are distortion energies that explicitly avoid inverted elements in the computed mapping. To achieve this, we augment (3.1) with a term that forbids flipped triangles or tetrahedra, and add conditions on f :

$$(3.2) \quad E(\mathbf{W}) := \sum_{i=1}^m w_i f((G\mathbf{W})_i) + \chi_+(\det(G\mathbf{W})_i).$$

Here, χ_+ denotes the indicator function

$$\chi_+(x) := \begin{cases} 0 & \text{if } x \geq 0 \\ \infty & \text{otherwise.} \end{cases}$$

If f is smooth on all Jacobians with positive determinant, then the energy E is smooth on all maps with positive determinant. The extra term in (3.2) containing the characteristic function χ_+ can be understood as a constraint preserving local injectivity of the map in the interior of each element. This needs to be combined with an appropriate $f(x)$ which goes to ∞ for $x \rightarrow 0$, to create an appropriate barrier that ensures the region where χ_+ is infinite is

Energy	Symbol	Definition	Discussed in...	Properties
Tutte	E_T	$E_T(\mathbf{W}) = \sum_{\text{edges } (i,j)} \frac{\ \mathbf{w}_i - \mathbf{w}_j\ ^2}{\ \mathbf{v}_i - \mathbf{v}_j\ }$	Appendix A.2.1	flip-free in 2D (not 3D); linear; no initialization needed
Conformal	E_C	(3.1) with $f(X) = \frac{1}{2} \ X\ ^2$ plus additional area term	Appendix A.2.2	not flip-free; linear; no initialization needed
ARAP	E_A	(3.1) with $f(X) = f_A(X) = \frac{1}{2} \ X - \text{rot } X\ ^2$, $\text{rot } X$ is the rotational part of X	Appendix A.2.3	not flip-free; nonlinear; desirable rigidity property; needs initializer; efficient optimizer
Symmetric Dirichlet	E_D	(3.2) with $f(X) = f_D(X) = \frac{1}{2} (\ X\ ^2 + \ X^{-1}\ ^2)$	Appendix A.1	flip-free; strong singularity; nonlinear; needs initializer
Symmetric gradient	E_G	(3.2) with $f(X) = f_G(X) = \frac{1}{2} \ X\ ^2 - \log \det X$	Section 7	flip-free; weak singularity; nonlinear; needs initializer

Table 1

A table summarizing all deformation energies featured in this article. Energies from previous work are introduced in more detail in Appendix A; the symmetric gradient energy is introduced in Section 7.

never reached. This constraint is implicit in the design of many past algorithms [22, 59, 84, 98], but we choose to expose it explicitly as it will inform our design in Section 4.

The main thrust of our research is to propose an efficient algorithm for optimizing energies of the form (3.2). Table 1 offers a quick overview over all energies that are used in this article. Figure 2 shows our optimization reproducing a parametrization with an energy popular in previous work, the symmetric Dirichlet energy E_D .

4. Our Optimization Method. Our optimization method can be applied to distortion energies of the form (3.2) where the defining function f is convex over the set of symmetric positive semidefinite matrices \mathcal{S}_+^d (a property which holds for many distortion energies). There are two main challenges in optimizing energies of this form. One challenge is the non-convexity of the defining function f when applied to arbitrary matrices $(G\mathbf{W})_i \in \mathbb{R}^{d \times d}$. Another challenge is the non-smoothness of the characteristic function χ_+ and potential singularities in f . Previous work solves these issues by, e.g., employing line search methods which can handle non-convex problems, and are specifically constructed to avoid the singular regions of χ_+ and f during time stepping (see the discussion in Section 2).

We address these challenges differently, starting with the polar decomposition [38, Theorem 2.17]. Every matrix $J \in \mathbb{R}^{d \times d}$ with positive determinant can be decomposed into a rotation matrix $U \in \text{SO}(d)$ and a symmetric matrix $P \in \mathcal{S}_+^d$ such that

$$(4.1) \quad J = UP.$$

Applying the decomposition to our problem, we can reformulate (3.2) as

$$(4.2) \quad \begin{aligned} \min_{\substack{\mathbf{W} \\ \mathbf{U} \in (\text{SO}(d))^m \\ \mathbf{P} \in (\mathcal{S}_+^d)^m}} \quad & \sum_{i=1}^m w_i f(\mathbf{P}_i) \\ \text{s.t.} \quad & (G\mathbf{W})_i - \mathbf{U}_i \mathbf{P}_i = 0, \quad \forall i. \end{aligned}$$

This new formulation is now convex in both \mathbf{W} and \mathbf{P} if f is convex over the positive semi-definite cone \mathcal{S}_+^d : f_G and f_D are non-convex for arbitrary matrices, but convex for matrices in \mathcal{S}_+^n , like many distortion energies. The non-convexity is now entirely contained in \mathbf{U} . We have thus extracted the *hidden convexity of the problem*, and restricted the non-convexity to rotational matrices only (this extraction of salient parts of the energy mirrors approaches that extract the singular values [22, 59, 84, 98] and appears in concurrent work [17]).

The constraint from (4.2) is still difficult to accommodate. We deal with this problem by employing an ADMM [16] tailored for our problem. Let \mathbf{W} be our target vertex positions, and let $\mathbf{U} \in (\text{SO}(d))^m$, $\mathbf{P} \in (\mathcal{S}_+^d)^m$, $\boldsymbol{\Lambda} \in (\mathbb{R}^{d \times d})^m$. Our *augmented Lagrangian function* is

$$(4.3) \quad \Phi(\mathbf{W}, \mathbf{U}, \mathbf{P}, \boldsymbol{\Lambda}) := \sum_{i=1}^m w_i f(\mathbf{P}_i) + \frac{\mu_i}{2} \left(\|(G\mathbf{W})_i - \mathbf{U}_i \mathbf{P}_i + \boldsymbol{\Lambda}_i\|^2 - \|\boldsymbol{\Lambda}_i\|^2 \right)$$

where $\mu_i > 0$ are a set of m Lagrangian penalty weights. The variable $\boldsymbol{\Lambda}$ is a scaled Lagrange multiplier for the constraint $(G\mathbf{W})_i = \mathbf{U}_i \mathbf{P}_i$.

In the formulation of (4.3), the function f that contains a singularity for matrices with zero determinant is only ever evaluated on \mathbf{P}_i , which *cannot* have zero determinant, as it is symmetric and positive definite. If the Jacobian map $(G\mathbf{W})_i$ inverts or degenerates a triangle, i.e., has zero or negative determinant, this manifests as a feasibility error (which is finite).

The augmented Lagrangian method now consists of successively optimizing Φ in each of its primal arguments in an alternative way, and then updating the dual variable $\boldsymbol{\Lambda}$. Our method is described in pseudocode form in Algorithm 4.1; a description of each of the substeps follows.

Algorithm 4.1 Three-block ADMM for flip-free distortion energies

- 1: **method** SPLITTINGOPTIMIZATION ($\mathbf{W}^{(0)}, \mathbf{U}^{(0)}, \mathbf{P}^{(0)}, \boldsymbol{\Lambda}^{(0)}$):
 - 2: **for** $k \leftarrow 1, \dots$ **do**
 - 3: $\mathbf{W}^{(k)} \leftarrow \operatorname{argmin}_{\mathbf{W}, A\mathbf{W}=b} \Phi(\mathbf{W}, \mathbf{U}^{(k-1)}, \mathbf{P}^{(k-1)}, \boldsymbol{\Lambda}^{(k-1)})$
 - 4: $\mathbf{U}^{(k)} \leftarrow \operatorname{argmin}_{\mathbf{U}} \Phi(\mathbf{W}^{(k)}, \mathbf{U}, \mathbf{P}^{(k-1)}, \boldsymbol{\Lambda}^{(k-1)}) + p(\mathbf{U}, \mathbf{U}^{(k-1)})$
 - 5: $\mathbf{P}^{(k)} \leftarrow \operatorname{argmin}_{\mathbf{P}} \Phi(\mathbf{W}^{(k)}, \mathbf{U}^{(k)}, \mathbf{P}, \boldsymbol{\Lambda}^{(k-1)})$
 - 6: $\boldsymbol{\Lambda}_i^{(k)} \leftarrow \boldsymbol{\Lambda}_i^{(k-1)} + (G\mathbf{W}^{(k)})_i - \mathbf{U}_i^{(k)} \mathbf{P}_i^{(k)} \quad \forall i$
-

Updating \mathbf{W} . To update \mathbf{W} we optimize Φ with respect to \mathbf{W} . Φ is a quadratic function in \mathbf{W} , and can thus be optimized by solving the linear system

$$(4.4) \quad L\mathbf{W} = G^\top r,$$

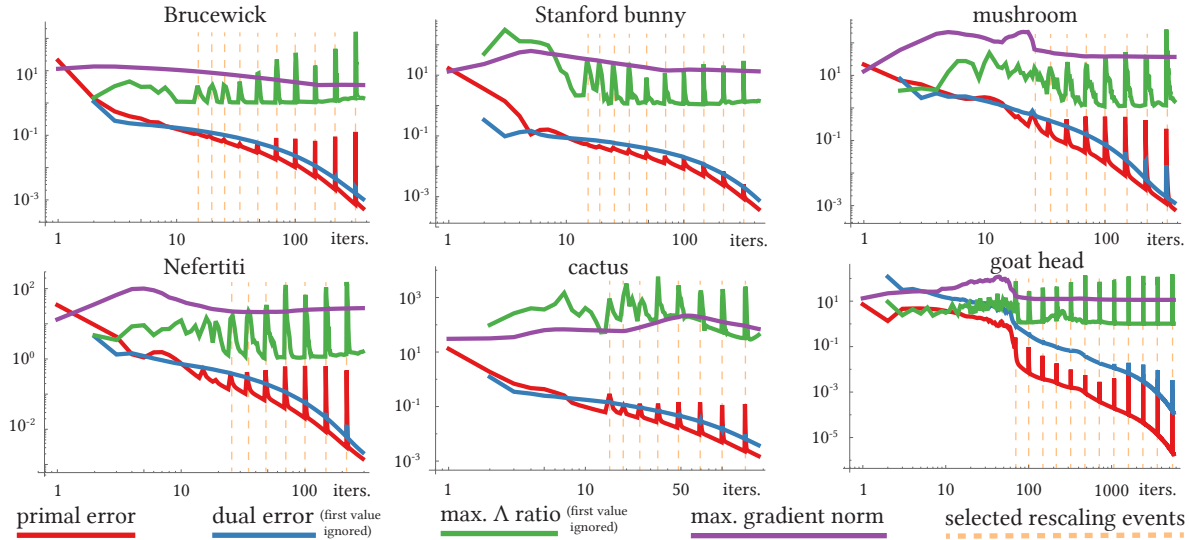


Figure 3. Log-log plots of the optimizations performed in Figure 5 showing e^{prim} , e^{dual} , the largest energy gradient $\|\nabla f(\mathbf{P}_i^{(k)})\|$ (as a proxy for B_i from Condition 5.1, and the largest ratio $\|\Lambda_i^{(k+1)} - \Lambda_i^{(k)}\| / \|\frac{1}{2}(\Lambda_i^{(k+1)} - \Lambda_i^{(k)} + \mathbf{U}_i^{(k+1)})(\Lambda_i^{(k+1)})^\top \mathbf{U}_i^{(k+1)} - \mathbf{U}_i^{(k)}(\Lambda_i^{(k)})^\top \mathbf{U}_i^{(k)}\|$ (as a proxy for $\gamma^{1/2}$ from Condition 5.2, where the Λ_i are scaled by μ_i to be able to compare them across rescalings). The errors steadily decrease, and gradient \mathcal{E} Λ ratio remain bounded, except for rescaling events that lead to temporary spikes that the bounds quickly recover from. Rescaling is not part of Algorithm 4.1 for which we analyze convergence, but are employed in Algorithm 6.1 to speed up the performance.

where

$$r_i = \mu_i (\mathbf{U}_i \mathbf{P}_i - \Lambda_i) \in (\mathbb{R}^{d \times d})^m \quad \text{and} \quad L = \sum_{i=1}^m \mu_i G_i^\top G_i \in \mathbb{R}^{n \times n}.$$

As G is implemented as a simple finite element gradient matrix (see supplemental material), we can write $L = G^\top M G$, where M is a mass matrix with the respective entries of μ_i on the diagonal. As a result, it is a sparse Laplacian matrix similar to the cotangent Laplacian [81].

At this step, we can also enforce constraints, e.g., for deformation, on the vertex positions \mathbf{W} . The quadratic optimization problem can be solved, with any feasible linear constraint of the form $A\mathbf{W} = b$, at negligible additional cost. In fact, since G maps constant functions to 0, there needs to be a minimum number of constraints to make (4.4) solvable; in the absence of any constraints (such as in UV mapping) we simply fix the first vertex of \mathbf{W} to the origin.

Updating \mathbf{U} . To update \mathbf{U} , we optimize Φ augmented with a proximal function p ,

$$(4.5) \quad p(\mathbf{U}, \mathbf{U}^{(k-1)}) := \sum_{i=1}^m \frac{h_i}{2} \|\mathbf{U}_i - \mathbf{U}_i^{(k-1)}\|^2,$$

where $h_i > 0$ is the proximal parameter and $\mathbf{U}^{(k-1)}$ is the iterate from a previous step. This proximal function p is needed for the algorithm to converge (see Section 5).

Both Φ and p decouple in \mathbf{U} over elements, giving the problem

$$(4.6) \quad \operatorname{argmin}_{\mathbf{U}_i \in \text{SO}(d)} \frac{\mu_i}{2} \|(\mathbf{G}\mathbf{W})_i - \mathbf{U}_i \mathbf{P}_i + \mathbf{\Lambda}_i\|^2 + \frac{h_i}{2} \left\| \mathbf{U}_i - \mathbf{U}_i^{(k-1)} \right\|^2 .$$

Since $\mathbf{U}_i \in \text{SO}(d)$ and $\mathbf{P}_i \in \mathcal{S}_+^d$, we get that (4.6) is equivalent to the Procrustes problem [36]

$$(4.7) \quad \operatorname{argmin}_{\mathbf{U}_i \in \text{SO}(d)} \|\mathbf{U}_i - \mathbf{Q}_i\|^2 ,$$

where $\mathbf{Q}_i = ((\mathbf{G}\mathbf{W})_i + \mathbf{\Lambda}_i) \mathbf{P}_i + \frac{h_i}{\mu_i} \mathbf{U}_i^{(k-1)}$. Supplemental material describes our approach to solving the Procrustes problem in detail; there is an explicit closed-form solution.

Updating \mathbf{P} . To update \mathbf{P} we optimize Φ with respect to \mathbf{P} . As Φ decouples in \mathbf{P} over elements, we can solve optimize it separately for each triangle/tetrahedron,

$$(4.8) \quad \operatorname{argmin}_{\mathbf{P}_i \in \mathcal{S}_+^d} w_i f(\mathbf{P}_i) + \frac{\mu_i}{2} \|(\mathbf{G}\mathbf{W})_i - \mathbf{U}_i \mathbf{P}_i + \mathbf{\Lambda}_i\|^2 .$$

Since both f_G and f_D are convex over \mathcal{S}_+^d , the problem (4.8) is convex. We merely need to find the single critical point by finding the solution in \mathcal{S}_+^d of

$$(4.9) \quad w_i \nabla f(\mathbf{P}_i) + \mu_i \mathbf{P}_i = \mu_i \operatorname{symm} \left(\mathbf{U}_i^\top ((\mathbf{G}\mathbf{W})_i + \mathbf{\Lambda}_i) \right) ,$$

where $\operatorname{symm}(\cdot)$ symmetrizes a matrix: $\operatorname{symm}(X) = \frac{1}{2}(X + X^\top)$. This can be solved explicitly in closed-form for both f_G and f_D . Due to floating point issues, closed-form solvers for f_D can fail in certain scenarios, we then use a simple iterative scheme (see supplemental material).

Updating $\mathbf{\Lambda}$. To update the estimate of the Lagrange multiplier $\mathbf{\Lambda}$, we apply a gradient ascent approach for the scaled augmented Lagrangian method [16, Section 3.1.1],

$$(4.10) \quad \mathbf{\Lambda}_i = \mathbf{\Lambda}_i^{(k-1)} + (\mathbf{G}\mathbf{W})_i - \mathbf{U}_i \mathbf{P}_i ,$$

where $\mathbf{\Lambda}^{(k-1)}$ is the iterate from a previous step of the optimization method.

As we will see in Section 5, Algorithm 4.1 can be proven to converge under certain conditions. The algorithm requires the choice of both a Lagrangian penalty parameter μ_i , as well as a proximal parameter h_i . The choice of both of these will be informed directly by the proof. The actual algorithm implemented in our code (which is slightly different), the initialization of $\mathbf{W}^{(0)}, \mathbf{U}^{(0)}, \mathbf{P}^{(0)}, \mathbf{\Lambda}^{(0)}$, as well as the termination condition are discussed in Section 6.

Robustness to Flipped Elements. Algorithm 4.1 can be robust with respect to flipped triangles in the target mesh iterate \mathbf{W} . Since the defining energy function f is only ever evaluated on the iterate \mathbf{P} , which consists of symmetric positive definite matrices (\mathcal{S}_+^d) this evaluation can never be undefined, *even if* the target mesh iterate \mathbf{W} currently contains flipped triangles. This is a property of the augmented Lagrangian method's weakly enforced constraint. $(\mathbf{G}\mathbf{W})_i = \mathbf{U}_i \mathbf{P}_i$ is only ever strongly active when the algorithm has converged,




Figure 4. Using the robustness of our method with respect to flipped triangles in the initial iterate, we can use our method to unflip the outputs of other methods. In this example, a flip-containing UV parametrization computed with E_A is unflipped by running our method to optimize E_G until a flip-free configuration is obtained, resulting in a parametrization that is very similar to E_A 's, but flip-free (flipped triangles in red).

allowing us to circumvent the problem of evaluating f of a singularity which can affect previous work based on line search optimization. We can use this robustness property to unflip parametrizations produced by other methods that do not guarantee flip-free minimizers, such as E_A . In Figure 4 we initialize our optimization with the result of an E_A UV map, and run it until the map contains no flipped triangles, unflipping the triangles left over by E_A . The limits of this robustness are discussed in Section 9.

Closed-Form Solutions for Every Substep. The four substeps of our method are explicitly computable with closed-form solutions for the energies E_G and E_D (unlike, e.g., [17]) and do not require parameter tuning. This makes our method easy to implement.

Efficient Evaluation & Parallelization. Every step of our method can be computed efficiently. The \mathbf{W} step contains only a single linear solve, and the matrix L does not change as long as the penalties μ_i do not change. This allows us to precompute the decomposition once, and only apply a cheap backsubstitution every iteration. To achieve this, we use Suitesparse's CHOLMOD if the constraints make the problem in \mathbf{W} definite, and Suitesparse's UMFPAK if the constraints result in an indefinite problem [25]. The \mathbf{U} , \mathbf{P} and $\mathbf{\Lambda}$ steps all decouple over elements, and can thus be computed for each triangle/tetrahedron separately, in parallel. This makes the algorithm highly parallelizable. We implement parallelization using OpenMP.

5. Convergence Analysis. Even though the proposed Algorithm 4.1 looks like the usual ADMM scheme, there is an important caveat: the constraints in our formulation (4.2) is *non-linear* and *non-convex*. As a result, standard ADMM convergence analysis [16] does not apply. This distinguishes our method from many other computer graphics ADMM methods discussed in Section 2.2. As (4.2) is non-convex, a natural question is whether the ADMM will converge or not. We confirm that this is true in this section. Specifically, we show that, under certain conditions (which in practice often hold), the sequence $\{(\mathbf{W}^{(k)}, \mathbf{U}^{(k)}, \mathbf{P}^{(k)}, \mathbf{\Lambda}^{(k)})\}_{k \geq 0}$ generated by proposed ADMM method will converge to a Karush–Kuhn–Tucker (KKT) point $(\mathbf{W}^*, \mathbf{U}^*, \mathbf{P}^*, \mathbf{\Lambda}^*)$ of (4.2) that is defined by the conditions

$$(5.1) \quad \begin{cases} w_i \nabla f(\mathbf{P}_i^*) - \mu_i \mathbf{U}_i^{*\top} \mathbf{\Lambda}_i^* = 0, \forall i, \\ \partial g(\mathbf{U}_i^*) - \mu_i \mathbf{\Lambda}_i^* \mathbf{P}_i^{*\top} \ni 0, \forall i, \\ (G\mathbf{W}^*)_i = \mathbf{U}_i^* \mathbf{P}_i^*, \forall i. \end{cases}$$

Here, $g(\mathbf{U}_i)$ is the indicator function over the rotation matrix set $\text{SO}(d)$ and $\partial g(\cdot)$ is the limiting subdifferential. We refer to [55] for a recent review of stationarity in non-convex

problems for the concrete definition. The second condition of the KKT system can be written as $\mathbf{U}_i^* = \operatorname{argmin}_{\mathbf{U}_i \in \operatorname{SO}(d)} \left(\mathbf{U}_i \cdot \boldsymbol{\Lambda}_i^* \mathbf{P}_i^{*\top} \right)$.

We now present the convergence condition. First, we introduce an explicit boundedness condition on the gradient norm of $f(\cdot)$ with respect to the sequence $\{\mathbf{P}^{(k)}\}$.

Condition 5.1. *The gradient of f evaluated at the iterates $(\mathbf{P}^{(k)})_{k \geq 0}$ generated by our ADMM algorithm is bounded, i.e., $\|\nabla f(\mathbf{P}_i^{(k)})\| \leq B_i, \forall i$.*

This condition must be verified by the user when employing the method. Such boundedness conditions are common for nonconvex ADMM [33, 117, 120]. Figure 3 shows that this bound holds in practice for a variety of UV parametrization experiments, but it does not have to hold for every problem (see Section 9). This is because the energy function f is not globally, but only locally Lipschitz continuous. However, the usual convergence results for general nonconvex ADMM (e.g., even with linear constraints) rely on a global Lipschitz condition, which is the key for obtaining a bounded sequence for both primal and dual variables. Without global Lipschitz continuity it is challenging to bound the difference between two iterates. To address this, we build our convergence analysis on Condition 5.1, which not only enables us to use a local Lipschitz property, but also plays an important role in providing us with an explicit bound for the penalty parameter. The bound is crucial for our practical implementation as well, as elaborated in Section 6.

Our second condition lets us bound the difference between $\Lambda_i^{(k+1)}$ and $\Lambda_i^{(k)}$.

Condition 5.2. *There exists a $\gamma > 0$ such that*

$$\left\| \Lambda_i^{(k+1)} - \Lambda_i^{(k)} \right\|^2 \leq \frac{\gamma}{4} \left\| \Lambda_i^{(k+1)} + U_i^{(k+1)} (\Lambda_i^{(k+1)})^\top U_i^{(k+1)} - \Lambda_i^{(k)} - U_i^{(k)} (\Lambda_i^{(k)})^\top U_i^{(k)} \right\|^2.$$

This condition is needed to be able to bound the Λ update by the U and P updates. Because of the symmetrization in the P update (4.9), we lose information on the antisymmetric part of Λ – this additional condition allows us to control the antisymmetric part using only the symmetric part. Figure 3 shows appropriate bounds γ for a few UV parametrization applications. We conjecture that Condition 5.2 may not be necessary to prove convergence.

We leave the investigation of convergence behavior with weaker conditions to future work. These conditions are needed to enable our particular proof; different proof strategies could use other conditions. For many practical applications, however, our conditions are reasonable to impose. Figure 3 shows that these conditions are realistic for our UV parametrization examples presented in Figure 5. Both the gradient bound from Condition 5.1, as well as the Λ ratio from Condition 5.2 can be bounded during the optimization.

Since ADMM algorithms are primal-dual methods, the crux of our convergence analysis is to use the primal variable $(\mathbf{W}, \mathbf{U}, \mathbf{P})$ to bound the dual update of $\boldsymbol{\Lambda}$, leading to a sufficient decrease in the augmented Lagrangian function. To start, we derive an explicit local Lipschitz constant for various deformation energies, which is central to our convergence analysis.

Lemma 5.3. *We have*

$$\|\nabla f(\mathbf{P}_i^{(k+1)}) - \nabla f(\mathbf{P}_i^{(k)})\| \leq F_i \|\mathbf{P}_i^{(k+1)} - \mathbf{P}_i^{(k)}\|, \forall i.$$




Figure 5. Optimizing E_G with our splitting scheme to compute UV maps for a variety of surfaces. The surfaces are textured with a regular checkerboard texture. All generated UV maps are flip-free. The errors over the runtime of the optimizations are displayed in Figure 3.

- For $f = f_G$, we have $F_i = \left(1 + \frac{\sqrt{d}}{C_i^{L^2}}\right)$.
- For $f = f_D$, we have $F_i = \left(1 + \frac{3\sqrt{d}}{C_i^{LG^4}}\right)$.

The constants are given by

- $C_i^L = -\frac{B_i}{2} + \frac{\sqrt{4+B_i^2}}{2}$; and
 - C_i^{LG} is the positive root of the quartic equation, i.e., $x^4 + B_i x^3 - 1 = 0$.
- Moreover, $C_i^L \leq C_i^{LG} \leq 1$.

Based on Lemma 5.3 establishing an explicit local Lipschitz constant, we can now derive a few basic properties of our ADMM algorithm.

Proposition 5.4 (Sufficient decrease property).

Suppose that $\mu_i > \frac{1}{2} \left(-(w_i - 2\epsilon) + \sqrt{(w_i - 2\epsilon)^2 + 16\gamma w_i^2 F_i^2} \right)$, $h_i \geq \frac{4\gamma w_i^2 B_i^2}{\mu_i} + 2\epsilon$, and $0 < \epsilon < \frac{\min_i w_i}{2}$. Let $\{(\mathbf{W}^{(k)}, \mathbf{U}^{(k)}, \mathbf{P}^{(k)}, \boldsymbol{\Lambda}^{(k)})\}_{k=0}^{\infty}$ be the sequence of iterates generated by our ADMM algorithm, and denote $\Phi(\mathbf{W}^{(k)}, \mathbf{U}^{(k)}, \mathbf{P}^{(k)}, \boldsymbol{\Lambda}^{(k)})$ by Φ^k . Then

$$\begin{aligned} \Phi^{k+1} - \Phi^k &\leq -\frac{1}{2} \lambda_{\min}(L) \|\mathbf{W}^{(k+1)} - \mathbf{W}^{(k)}\|^2 \\ &\quad - \sum_{t=1}^m \epsilon \left(\|\mathbf{U}_i^{(k+1)} - \mathbf{U}_i^{(k)}\|^2 + \|\mathbf{P}_i^{(k+1)} - \mathbf{P}_i^{(k)}\|^2 \right). \end{aligned}$$

We are now ready to prove a global convergence result for our ADMM algorithm by characterizing the cluster point of the generated sequence.

Theorem 5.5 (Global convergence of our splitting method). *If the set of KKT solutions for*




Figure 6. Computing low-distortion deformation of surfaces in \mathbb{R}^2 by minimizing E_D , initializing with the identity map. The highlighted control points in the target mesh are fixed to the desired position, and our method is employed to minimize distortion.

(4.2) that satisfy (5.1) is non-empty, then the augmented Lagrangian function $\Phi(\mathbf{W}, \mathbf{U}, \mathbf{P}, \mathbf{\Lambda})$ is a Kurdyka-Lojasiewicz function, and hence the sequence generated by Algorithm 4.1, $\{(\mathbf{W}^{(k)}, \mathbf{U}^{(k)}, \mathbf{P}^{(k)}, \mathbf{\Lambda}^{(k)})\}_{k=0}^{\infty}$, converges to a KKT point of (4.2).

For a discussion on Kurdyka-Lojasiewicz functions, we refer the reader to [12] for details. The proofs for the statements in this section are given in Appendix B.

6. Implementation. Algorithm 4.1 is the basic algorithm underlying our method, and we can analyze its properties theoretically (see Section 5). The method we implement in code is slightly different, taking practical considerations into account.

Termination Condition. There is no termination condition provided in Algorithm 4.1. We support a variety of termination conditions, such as a target energy, or no flipped triangles present (see Figure 4). The general-purpose termination condition, which we use in all experiments unless indicated, is a modified version of the primal and dual augmented Lagrangian errors [16, Section 3.3.1], adjusted for our setting:

$$\begin{aligned}
 (6.1) \quad (e_i^{\text{prim}})^2 &= \left\| (G\mathbf{W}^{(k)})_i - \mathbf{U}_i^{(k)} \mathbf{P}_i^{(k)} \right\|^2, \\
 (e^{\text{prim}})^2 &= \sum_{i=1}^m (e_i^{\text{prim}})^2, \\
 (e_i^{\text{dual}})^2 &= \mu_i^2 \left\| (G\mathbf{W}^{(k)})_i - (G\mathbf{W}^{(k-1)})_i \right\|^2 \\
 (e^{\text{dual}})^2 &= \sum_{i=1}^m (e_i^{\text{dual}})^2.
 \end{aligned}$$




Figure 7. Computing low-distortion deformation of volumes in \mathbb{R}^3 by minimizing E_D , initializing with the identity map. The highlighted control points in the target mesh are fixed to the desired position, and our method is employed to minimize distortion.

We terminate the method if both of these errors are below the thresholds

$$(6.2) \quad \begin{aligned} e^{\text{prim}} &< \varepsilon_{\text{abs}} \sqrt{dm} + \varepsilon_{\text{rel}} \max \left\{ \left\| \mathbf{G}\mathbf{W}^{(k)} \right\|, \left\| \mathbf{P}^{(k)} \right\| \right\}, \\ e^{\text{dual}} &< \varepsilon_{\text{abs}} \sqrt{dm} + \varepsilon_{\text{rel}} \left\| \mathbf{G}^\top \mathbf{\Lambda}^{(k)} \right\|. \end{aligned}$$

For most examples throughout this article, we choose $\varepsilon_{\text{abs}} = 10^{-6}$, $\varepsilon_{\text{rel}} = 10^{-5}$. For deformation experiments, we use $\varepsilon_{\text{abs}} = 5 \cdot 10^{-10}$, $\varepsilon_{\text{rel}} = 5 \cdot 10^{-9}$. Additionally, we add to the termination condition that all elements in the iterate $\mathbf{W}^{(k)}$ have to be flip-free.

Rescaling μ_i and $\mathbf{\Lambda}$. To speed up the optimization, we dynamically adjust the penalty parameters μ_i [16, Section 3.4.1]. The goal of the rescaling algorithm is to keep e^{prim} and e^{dual} from (6.1) roughly equal. Thus,

- if $e_i^{\text{prim}} > \rho e_i^{\text{dual}}$, we multiply μ_i by $\frac{\rho}{2}$ and divide $\mathbf{\Lambda}_i^{(k)}$ by $\frac{\rho}{2}$;
- if $e_i^{\text{dual}} > \rho e_i^{\text{prim}}$, we divide μ_i by $\frac{\rho}{2}$ and multiply $\mathbf{\Lambda}_i^{(k)}$ by $\frac{\rho}{2}$,

where, in our implementation, we set $\rho = 5$. We employ a lower bound for μ_i of $\frac{1}{2}\mu_{\min}$, where μ_{\min} is the bound from Section 5 computed with $B_i = \sqrt{5(1 + \|\nabla f(\mathbf{P}_i^{(k)})\|^2)}$, and F_i^2 is capped at $\varepsilon_m^{-1/4}$ (ε_m is the floating point machine epsilon). The changing μ_i and B_i as well as the lower bound of $\frac{1}{2}\mu_{\min}$ do not reflect the conditions of our convergence proof, but such heuristic modifications to ADMM algorithms for actual implementations are used in practice: See, e.g., [16, Section 3.4.1] for rescaling, and [109, Section 6.1] for an example of gradient descent step sizes larger than suggested by the Lipschitz continuity bound (which is also where our μ_{\min} originates).

Since changing the penalties μ_i requires decomposition of L , we rescale sparingly: five times directly after initialization, and every $5(\frac{3}{2})^p$ iterations, where p is the number of past rescaling events. This way we rescale more in the beginning of the optimization, when the iterates are changing a lot, and less afterwards, when the iterates are not changing as much anymore. The initial penalty parameters (before rescaling) are set to $\mu_i = w_i$. h_i is set to its value from Section 5, and disabled if we expect many flipped triangles in the input. γ is always set to 1 and ϵ to 0.

Initializing $\mathbf{U}, \mathbf{P}, \mathbf{\Lambda}$. The user does not need to supply $\mathbf{U}^{(0)}, \mathbf{P}^{(0)}, \mathbf{\Lambda}^{(0)}$. We can use the supplied $\mathbf{W}^{(0)}$ to initialize \mathbf{U}, \mathbf{P} by employing a polar decomposition,

$$(6.3) \quad (\mathbf{G}\mathbf{W}^{(0)})_i = \mathbf{U}_i^{(0)} \mathbf{P}_i^{(0)}.$$

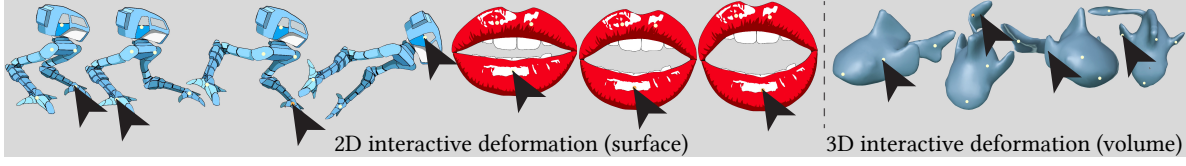


Figure 8. Since each step of our iteration method can be evaluated cheaply, the method is well-suited for interactive deformation. In our tool, the user picks which vertices they would like to constrain, and then drags them around while the shape deforms. For a video of this interactive application, see supplemental material.

This is, in practice, computed using the singular value decomposition (svd). For $(G\mathbf{W}^{(0)})_i = R_1 \Sigma R_2^\top$, we set

$$(6.4) \quad \begin{aligned} \mathbf{U}_i^{(0)} &= R_1 R_2^\top \\ \mathbf{P}_i^{(0)} &= R_2 \Sigma R_2^\top. \end{aligned}$$

If $(G\mathbf{W}^{(0)})_i$ is flipped, then $R_1 R_2^\top$ is not a rotation matrix. In this case we multiply its last column by -1 such that $\det \mathbf{U}_i^{(0)} = 1$, and set $\Sigma = \varepsilon I$. To avoid numerical problems, we also set all values on the diagonal of Σ to ε should they be smaller. We set $\varepsilon = \varepsilon_m^{1/4}$ when optimizing E_G , and $\varepsilon = \varepsilon_m^{1/8}$ when optimizing E_D , where ε_m is the machine epsilon. $\Lambda^{(0)}$ is set to 0.

Algorithm 6.1 Our implementation of Algorithm 4.1

- 1: **method** SPLITTINGOPTIMIZATION ($\mathbf{W}^{(0)}$):
 - 2: $\mathbf{U}^{(0)}, \mathbf{P}^{(0)} \leftarrow \text{polar_decomposition}(\mathbf{W}^{(0)})$
 - 3: $\Lambda^{(0)} \leftarrow 0$
 - 4: $\mu_i \leftarrow \max(\mu_{\min, i}, w_i) \quad \forall i$
 - 5: decompose(L)
 - 6: **for** $k \leftarrow 1, \dots, \text{max_iter}$ **do**
 - 7: $\mathbf{W}^{(k)} \leftarrow \text{argmin}_{\mathbf{W}, A\mathbf{W}=b} \Phi(\mathbf{W}, \mathbf{U}^{(k-1)}, \mathbf{P}^{(k-1)}, \Lambda^{(k-1)})$
 - 8: $\mathbf{U}^{(k)} \leftarrow \text{argmin}_{\mathbf{U}} \Phi(\mathbf{W}^{(k)}, \mathbf{U}, \mathbf{P}^{(k-1)}, \Lambda^{(k-1)}) + p(\mathbf{U}, \mathbf{U}^{(k-1)})$
 - 9: $\mathbf{P}^{(k)} \leftarrow \text{argmin}_{\mathbf{P}} \Phi(\mathbf{W}^{(k)}, \mathbf{U}^{(k)}, \mathbf{P}, \Lambda^{(k-1)})$
 - 10: $\Lambda_i^{(k)} \leftarrow \Lambda_i^{(k-1)} + (G\mathbf{W}^{(k)})_i - \mathbf{U}_i^{(k)} \mathbf{P}_i^{(k)} \quad \forall i$
 - 11: **if** rescale_at_iter(k) **then**
 - 12: $\mu_i \leftarrow \text{rescale}(\mu_i, \mathbf{W}^{(k)}, \mathbf{U}^{(k)}, \mathbf{P}^{(k)}, \Lambda^{(k)}) \quad \forall i$
 - 13: decompose(L)
 - 14: **if** termination_condition($\mathbf{W}^{(k)}, \mathbf{U}^{(k)}, \mathbf{P}^{(k)}, \Lambda^{(k)}$) **then**
 - 15: **break**
-

Our complete practical method is described in pseudocode form in Algorithm 6.1. We use IEEE double precision as our floating point type. The actual C++ implementation built on libigl [49] will be publicly released under an open-source license after publication. We run our implementation on a 2.4GHz Quad-Core Intel i5 MacBook Pro with 16GB RAM.

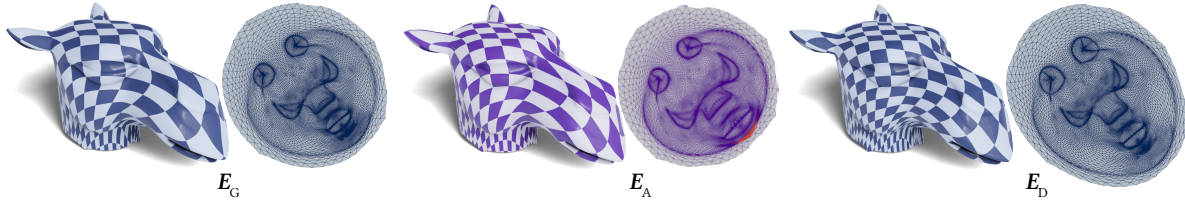


Figure 9. E_G (left) exhibits more qualitative similarity to E_A (center) than E_D (right). The L^2 area distortions are, from left to right, 0.000120, 0.000103, 0.000213 (flipped triangles in red).

The user needs to initialize our method with a map to a target mesh \mathbf{W}^0 . This map does not need to be flip-free, however it can not be arbitrary (see Section 9). We initialize, depending on the application, either with minimizers of E_T or E_C , which can be optimized very cheaply. Figure 3 shows the primal and dual errors over the entire optimization, as well as proxies for Conditions 5.1 & 5.2, for applications of Algorithm 6.1 to UV parametrization.

7. The Symmetric Gradient Energy. As a brief aside in the larger story of our optimization algorithm, we propose an alternative to the distortion energies mentioned in Appendix A, which we call the *symmetric gradient energy*. Although our main method applies to a broad class of distortion energies, we find that this alternative energy yields maps with favorable properties.

While f_D is symmetric with respect to inversion of its input matrix X , its gradient (A.2) is not. Moreover, the singularity in the gradient is rather strong ($\sim 1/x^3$).

Definition 7.1 (Symmetric gradient energy). The defining function $f_G : \mathbb{R}^{d \times d} \rightarrow \mathbb{R}$ of the symmetric gradient energy is given by

$$(7.1) \quad f_G(X) := \frac{1}{2} \|X\|^2 - \log \det X .$$

The symmetric gradient energy E_G is defined as the flip-free generic distortion energy (3.2) with $f = f_G$.

Just like E_D , E_G is continuous and bounded for all flip-free maps. E_G is singular exactly when E_D is, just with a weaker singularity of $\sim \log x$ instead of $\sim 1/x$ (see also Appendix A.1). E_G is also invariant to rotations, as for any rotation matrix U , $f_G(UX) = f_G(X)$.

To our knowledge, E_G has not appeared in previous work on distortion energies in this form. E_G is, however, similar to other alternatives, chiefly among them the norm of the Hencky strain tensor [40] $\|\log X^T X\|^2$, which also features a logarithmic term. Other previous works discuss a strain energy that consists of only the logarithmic term of f_G [71]. E_G is, of course, also similar to E_D , which replaces the logarithmic term of E_G with an inverse term.

The gradient of E_G 's defining function is given by

$$(7.2) \quad \nabla f_G(X) = X - X^{-T} .$$

As X appears both as itself and as its inverse in the gradient of f_G , we call this energy the symmetric gradient energy to parallel the symmetric Dirichlet energy, where both appear in the function itself. The singularity in the gradient ($\sim 1/x$) is weaker than E_D 's ($\sim 1/x^3$).

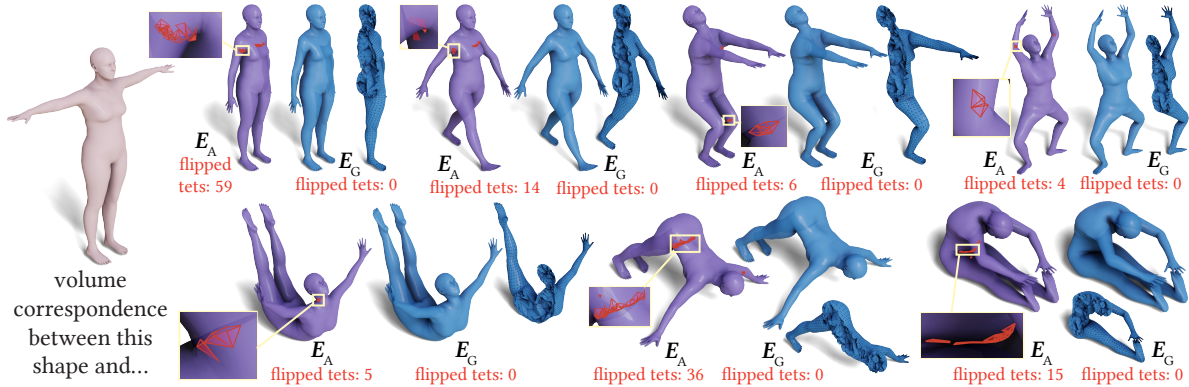


Figure 10. Computing a correspondence between the tetrahedral mesh of a human (far left), and the interior of a variety of surfaces whose boundaries correspond to the original human. Correspondences computed with our method using E_G exhibit no flipped tetrahedra (top), while correspondences computed using E_A can contain flipped tetrahedra (bottom, highlighted in red).

E_G can be an alternative to other distortion energies in certain applications, depending on specific goals. Minimizers of E_G look more visually similar to the popular non-flip-free minimizers of E_A than minimizers of E_D . If the goal is a maximally rigid map that is still flip-free, E_G is a valid choice. Additionally, minimizers of E_G can exhibit lower area distortion than minimizers of E_D , yielding a more faithful map in terms of area (see Figure 9). Because of these properties, we prefer using E_G for UV parametrization and volume correspondence (where the lower area distortion is a key feature), and E_D for deformation (where the weaker singularity of E_G can lead to distorted elements near the constrained parts of the mesh).

8. Results. We use our splitting scheme to optimize distortion energies for three different applications: UV mapping, shape deformation, and volume correspondence.

8.1. UV Maps. A UV map of a triangle mesh $\mathbf{V} \subseteq \mathbb{R}^3$ is a map from \mathbf{V} into \mathbb{R}^2 , the UV space. UV maps have a variety of applications, such as texturing surfaces [5, Section 6.4], quad meshing [13], machine learning on meshes [62], and more [78, 89]. We can compute a UV map by minimizing the distortion of a map from \mathbf{V} into UV space. For applications such as texture mapping, it is especially important to have a low-distortion UV map, since high distortion will require higher-resolution images for texturing. Figures 1, 5 show our splitting method used to minimize E_G to arrive at a UV map. The surfaces are textured using a regular checkerboard texture to visualize the distortion of the UV map; the rendered checkerboard scale is manually set to attain qualitatively similar triangle sizes. In Figure 2 and Table 2 we compare our method with multiple previous works when optimizing E_D . We can see that for some examples the meshes are so challenging (as they contain a lot of branches and appendages that get squished down into a small area) that the previous methods were unable to produce a flip-free distortion minimizing optimization – an area where our method’s robustness to flipped triangles enables us to compute results despite the difficulty. Figure 11 shows our method applied to a large parametrization data set.

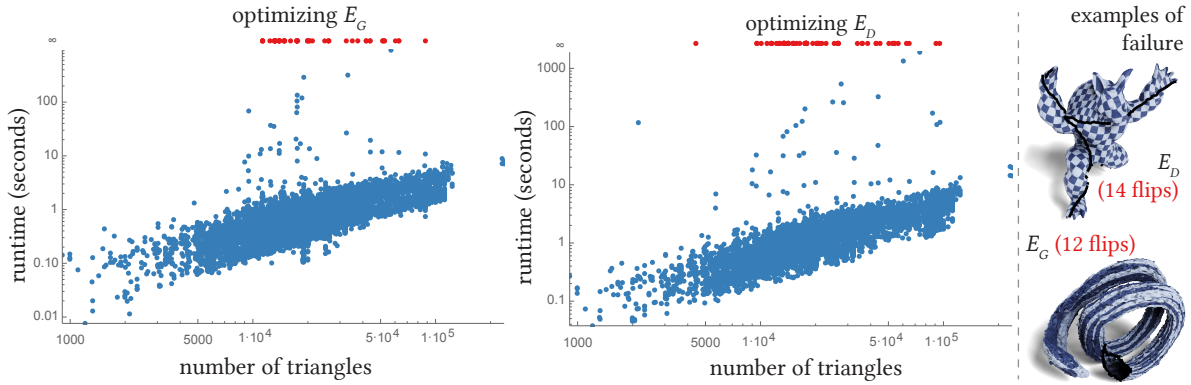


Figure 11. Computing UV parametrizations for all meshes in the $D1$, $D2$ and $D3$ datasets [59] (modified to exclude degenerate meshes), consisting of 15525 meshes. The method was initialized with E_T , run with a maximal iteration count of 100000, and with termination tolerances $\varepsilon_{abs} = 5 \cdot 10^{-5}$, $\varepsilon_{rel} = 5 \cdot 10^{-4}$. Successful meshes are shown in blue, failed meshes (0.38% for E_G , 0.53% for E_D) in red.

8.2. Deformation. Distortion energies can be used for deformation by constraining a part of the target mesh \mathbf{W} . We can constrain isolated vertices, as well as entire regions of the mesh, and then run our optimization method, initialized with the identity map. The few initially distorted (and potentially flipped) elements do not prevent our method from finding a solution.

In Figures 1, 6, 7 we deform a variety of surfaces and volumes by constraining vertices of the target mesh, and compare the results of the deformation using our method using E_D with the results of minimizing the ARAP energy E_A . Our method succeeds in producing natural-looking deformations while avoiding inverted elements. Figure 8 shows our method applied to interactive deformation: we created a user interface that allows fixing vertices of the target mesh and dragging them to the desired location. The displayed mesh is updated interactively during each iteration of our method. This results in a smooth interactive experience, as each iteration of our method is cheap to compute.

8.3. Volume Correspondence. Our method can be used to compute a correspondence between the interior volumes of two given surfaces. To do this, we minimize the distortion of a map between the interior volume of the first surface (which has been tet-meshed [44, 96]), and the same volume with its boundary fixed to the second surface. The optimization is initialized with a minimizer of E_T , which can contain flipped tetrahedra, however our method is able to arrive at a flip-free distortion-minimizing volume correspondence map nevertheless.

Figure 10 shows our method applied to compute correspondences between the interior of a human and a variety of other surfaces that show the same human, but in a different position. Figure 1 shows a volume correspondence between two different configurations of a teddy bear. In both cases, our method produces flip-free distortion-minimizing volume correspondences. Surface correspondences for applying our method can be computed, e.g., using [29].

9. Limitations. There are a few scenarios in which our method can fail. We can not initialize our method with arbitrary input (see Figure 12, left), which can cause $\|\nabla f(\mathbf{P}_i^{(k)})\|$ to grow very large. In this case, our method will not converge to a flip-free optimum; this can prevent us from initializing with E_C in the presence of too many flips (this is the case, e.g., for

the tree example in Table 2). In Figure 11, a few inputs fail to yield a flip-free parametrization.

While minimizers of E_D are guaranteed to be flip-free, this does not mean that the maps will be bijective. As with previous methods that employ E_D , one often obtains bijective maps in practice, although this is not guaranteed. A k -cover of a triangle mesh can be completely flip-free, while also failing to be locally injective (see Figure 12, *center*). This applies to all methods which optimize flip-free energies that are not specifically bijective, such as E_D . Related works propose solutions to this problem [34, 98].

Our method can fail when constraints on \mathbf{W} are imposed that constitute a very large deformation from the initial target mesh $\mathbf{W}^{(0)}$. An example of this can be seen in Figure 12, *right*. The deformation application has the additional limitation that the termination tolerances need to be set lower than for other applications to achieve good results (although this can be somewhat remedied by initializing with minimizers of E_A).

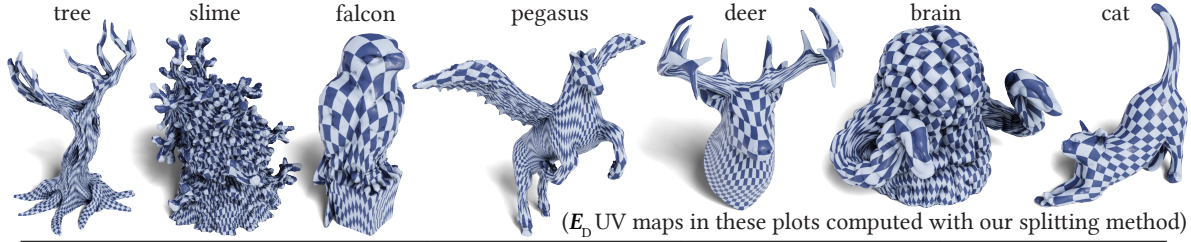
Theorem 5.5 guarantees convergence, assuming exact arithmetic. The implementation on the computer uses floating-point arithmetic, which is not exact, which can result in elements that are flipped for numerical reasons. If such numerical issues occur while the optimization is still making progress, the method might recover, like it does for maps with flipped elements such as in Figure 4. If this happens when the method can no longer make useful progress, the method will fail to terminate (this is a known issue with parametrization methods [95]).

10. Conclusion. In this paper, we have proposed a new splitting scheme for the optimization of flip-free distortion energies, discussed the convergence behavior of the resulting ADMM algorithm under certain conditions, and demonstrated its utility in a variety of applications.

There are opportunities for future work in many directions. On the application side, our method could be used for other applications where flip-free distortion-minimizing mappings are required, such as in elasticity simulation combined with contact mechanics, for example in the context of an efficient solver such as projective dynamics [15]; or to deform shapes with suitability for fabrication in mind [14]. On the implementation side, our method could be considerably sped up by implementing some of our parallelized instructions in the \mathbf{P} and \mathbf{U} optimization step in a way that exploits simultaneous execution capabilities of modern CPUs such as SSE or AVX, similar related approaches [64] for the optimization of E_A [49, `polar_svd3x3.h`]. On the algorithm side, further approaches to improve the performance of the ADMM can be employed. There is a lot of recent work on the topic, and some of it might be able to speed up our splitting method.

11. Acknowledgements. We thank Alp Yurtsever and Suvrit Sra for discussing ADMM proofs of convergence with us. Credit for meshes used goes to [1, 4, 6, 9, 10, 11, 18, 23, 24, 41, 42, 45, 46, 47, 59, 61, 63, 68, 77, 80, 82, 83, 87, 88, 102, 106, 107, 114].

This work is supported by the Swiss National Science Foundation’s Early Postdoc.Mobility fellowship. The MIT Geometric Data Processing group acknowledges the generous support of Army Research Office grants W911NF2010168 and W911NF2110293, of Air Force Office of Scientific Research award FA9550-19-1-031, of National Science Foundation grants IIS-1838071 and CHS-1955697, from the CSAIL Systems that Learn program, from the MIT–IBM Watson AI Laboratory, from the Toyota–CSAIL Joint Research Center, from a gift from Adobe Systems, from an MIT.nano Immersion Lab/NCSoft Gaming Program seed grant, and from the Skoltech–MIT Next Generation Program.



	m	$\frac{\text{min. area}}{\text{max. area}}$	SLIM	ours (match SLIM E_D)	AKVF	ours (match AKVF E_D)	PP	ours (match PP E_D)
camel	3.58k	0.00191	0.246s	0.134s [†]	0.947s	3.16s [†]	0.115s	3.20s [†]
triceratops	5660	$3.27 \cdot 10^{-7}$	0.324s	0.233s [†]	0.968s	2.25s [†]	— [‡]	0.403s [†]
cow	5.80k	0.00132	0.346s	0.212s [†]	1.53s	1.05s [†]	0.207s	1.08s [†]
tooth	9129	$3.27 \cdot 10^{-7}$	0.426s	0.307s*	1.36s	0.367s*	0.252s	0.395*
hand	9.36k	0.00174	—	1.95 [†]	1.31s	1.51s [†]	0.516s	1.50s [†]
deer	10.9k	0.000179	—	6.10*	—	6.76*	— [‡]	240s [†]
horse	39.7k	0.000429	1.46s	1.23s [†]	7.64s	10.8s [†]	1.04s	10.9s [†]
bread	49.9k	0.000760	2.07s	2.81s [†]	14.4s	2.84s [†]	1.10s	2.81s [†]
falcon	51.5k	0.000180	—	7.71s*	—	7.48s*	1.22s	9.05s*
cat	90.0k	0.00377	3.54s	19.4s*	10.5s	15.7s*	3.62s	25.4s*
car	97.6k	$5.25 \cdot 10^{-6}$	3.83s	11.0s [†]	15.5s	11.2s [†]	1.99s	11.1s [†]
brain	152k	0.00107	—	308s*	—	308s*	15.7s	16.8s*
strawberry	313k	$1.81 \cdot 10^{-6}$	14.8s	55.3s*	45.1s	59.8s*	9.57s	60.5s*
slime	567k	0.000980	—	1140s*	112s	38.4s*	53.7s	42.9s*
tree	630k	$5.84 \cdot 10^{-5}$	—	2080s*	—	2090s*	187s	76.0s*
pegasus	2390k	$1.82 \cdot 10^{-10}$	—	859s*	—	866s*	—	862s*

— a previous work was unable to find a distortion-minimizing flip-free mapping (it errored, or flips were present in the result)

— the algorithm terminated, but with a very high energy, which is counted as unsuccessful

* our method initialized with a minimizer of E_T

† our method initialized with a minimizer of E_C

‡ previous method will sometimes work, and sometimes fail; thus reported as fail here

Table 2

Comparing the runtime of UV maps generated with our method to the previous methods of SLIM [84], AKVF [22], and PP [59]. Since each of these related works uses their own termination condition, they do not all arrive at a parametrization with the same E_D . To compare against each previous method as intended by its authors, we run the publicly available implementation of the method until it satisfies its own termination condition (or is aborted after 150 minutes). We then measure E_D of the previous method’s UV map (after rescaling it to match the total area of the original mesh), and run our own algorithm to produce a flip-free map matching the previous method’s E_D up to a tolerance of 10^{-6} . Thus the runtimes in this table are plotted in pairs: a previous method, as well as our algorithm set to produce a map with the same distortion. We initialize our method with minimizers of E_T and E_C , and report the best time. If the previous method did not terminate successfully, our method is run with default termination conditions (which, in general, are set to produce lower-energy result than previous methods’ termination conditions). Values are rounded to three significant digits.

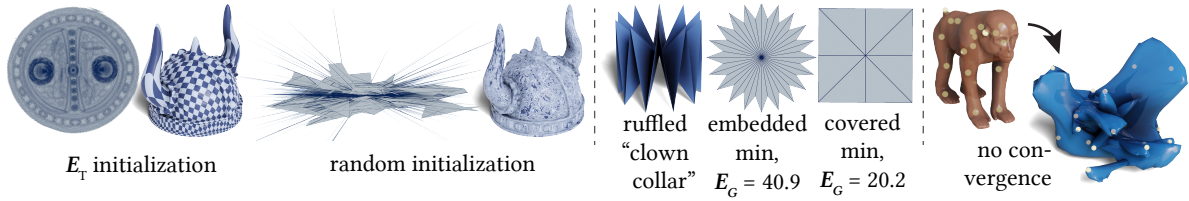


Figure 12. If our method is initialized with a bad initial target mesh \mathbf{W} , it will not converge like it would with a good initial target mesh (e.g., the minimizer of E_T) (left). While our method will always produce a flip-free map, not all flip-free maps are bijective: the k -cover of this ruffled high-valence vertex has lower distortion than the bijective map (center). If the target mesh \mathbf{W} is constrained to a deformation that is very far from the initial mesh, our method can fail to converge (right).

Appendix.

A. Distortion Energies. This appendix discusses distortion energies appearing in this article that have been featured extensively in previous work.

A.1. The Symmetric Dirichlet Energy.

Definition A.1 (Symmetric Dirichlet energy [98]). The defining function $f_D : \mathbb{R}^{d \times d} \rightarrow \mathbb{R}$ of the symmetric Dirichlet energy is

$$(A.1) \quad f_D(X) := \frac{1}{2} \left(\|X\|^2 + \|X^{-1}\|^2 \right).$$

The symmetric Dirichlet energy E_D is defined as the flip-free generic distortion energy (3.2) with $f = f_D$.

E_D is finite and continuous on all maps whose Jacobian has positive determinant. By the definition of (3.2), a negative determinant leads to infinite E_D (due to χ_+), and since f_D has a singularity for matrices with zero determinant, there is a barrier preventing determinants from approaching zero. Hence, minimizers of E_D are flip-free (unless overconstrained). Furthermore, E_D is invariant to rotations: for a rotation matrix U , $f_D(UX) = f_D(X)$.

The gradient of the defining function is given by

$$(A.2) \quad \nabla f_D(X) = X - X^{-\top} X^{-1} X^{-\top}.$$

Unlike f_D itself, its gradient is not symmetric with respect to inverting its argument. The gradient also features a stronger singularity ($\sim 1/x^3$) than the defining function ($\sim 1/x$).

Our optimization method reproduces the output of previous methods [22, 59, 84] when optimizing E_D . Figure 2 shows our method as well as previous methods used to compute UV maps by minimizing E_D : the results visually match. Unlike these previous methods, we will be able to prove under which conditions our approach converges.

A.2. Non-Injective Distortion Energies. Beyond flip-free energies like the symmetric Dirichlet energy, many important energies allow elements to invert. Although their optima might not be desirable as final results, they have a large advantage over flip-free energies: they are usually much easier to optimize, thanks to linearity or a lack of singularities. Since our algorithm is resilient to initial iterates that contain flips, we can use optima of these simpler energies as initializers (with exceptions; see Section 9).

A.2.1. Tutte's Energy.

Definition A.2 (Tutte's energy [108]). *Tutte's energy for the target mesh \mathbf{W} is given by*

$$E_T(\mathbf{W}) := \sum_{\text{edges } (i,j)} \frac{1}{\|\mathbf{V}_i - \mathbf{V}_j\|} \|\mathbf{W}_i - \mathbf{W}_j\|^2 ,$$

While Tutte did not define his energy exactly as written above, that definition can be found in recent references [48].

Minimizers of E_T for triangulated surfaces are flip-free if all boundary vertices are constrained to a convex shape [108]. E_T is a quadratic energy which can be efficiently minimized by solving a linear system without initialization. Hence, minimizing E_T is a popular strategy for generating initial flip-free parametrizations to launch additional line-search-based optimization steps that further reduce distortion [22, 59, 84, 98].

Minimizers of E_T for *tetrahedralized volumes*, however, are not in general flip-free, even if all boundary vertices are constrained to a convex shape. This is an obstacle for optimization methods that need to start with a flip-free map. Our method does not automatically fail if the initial map contains flipped elements, and can thus use E_T even for volumes.

A.2.2. Conformal Energy. As a contrast to Tutte's energy, one can construct quadratic energies built on estimates of the derivative of a surface/volume map, sensitive to conformal (angle-based) geometry. One popular choice is the conformal energy.

Definition A.3 (Conformal energy [67]). *The conformal energy for the target mesh \mathbf{W} is*

$$E_C(\mathbf{W}) := \frac{1}{2} \sum_{i=1}^m w_i \|(G\mathbf{W})_i\|^2 - A(\mathbf{W}) ,$$

where $A(\mathbf{W})$ is the area of the target mesh \mathbf{W} .

Similarly to E_T , E_C is quadratic in \mathbf{W} . Unlike E_T , however, minimizers of E_C are not guaranteed to be flip-free for surfaces.

Several papers propose ways to discretize and optimize E_C in practice (see Section 2.1). In this work, we employ the method [86], which efficiently minimizes E_C with free boundary and minimal area distortion.

A.2.3. As-Rigid-As-Possible Energy. The linear energies above do not directly measure the deviation of a map from being *rigid*. The as-rigid-as-possible energy is specifically designed to be sensitive to non-rigidity.

Definition A.4 (As-Rigid-As-Possible (ARAP) Energy [60,101]). *The ARAP energy's defining function is*

$$f_A(X) := \frac{1}{2} \|X - \text{rot } X\|^2 ,$$

where $\text{rot } X$ isolates the rotational part of a matrix X by solving a Procrustes problem [36],

$$\text{rot}(X) := \underset{R \in \text{SO}(d)}{\text{argmin}} \|R - X\|^2 .$$

The ARAP energy E_A is defined as the generic distortion energy with flips (3.1) and $f = f_A$.

In this article we employ the local-global solver with per-element discretization [60] as implemented by libigl [49], which we denote by E_A . We run the optimization until the relative error between two subsequent iterates is less than 10^{-6} , but not more than 150 minutes.

E_A is a popular distortion energy: it produces results that are reminiscent of elasticity, while being cheap to optimize. Its minimizers are, however, not always flip-free.

B. Additional Calculations for the Convergence Proof. This appendix contains proofs for the convergence analysis in Section 5.

Proof of Lemma 5.3. Let $\mathbf{P}_i = \mathbf{V}\Sigma\mathbf{V}^\top$ be the eigenvalue decomposition of \mathbf{P}_i . We consider E_G first ($f = f_G$). Recall that $f(\mathbf{P}_i) = \frac{1}{2}\|\mathbf{P}_i\|^2 - \log \det \mathbf{P}_i$. Hence,

$$\|\nabla f(\mathbf{P}_i)\|^2 = \|\mathbf{P}_i - \mathbf{P}_i^{-1}\|^2 = \|\Sigma - \Sigma^{-1}\|^2 = \sum_{i=1}^d (\lambda_i - \lambda_i^{-1})^2,$$

where $\Sigma = \text{Diag}([\lambda_1, \dots, \lambda_d])$ and $\lambda_1 \leq \lambda_2 \leq \dots \leq \lambda_d$. By Condition 5.1, we have

$$(B.1) \quad \lambda_1(\mathbf{P}_i) \leq C_i^L \triangleq -\frac{B_i}{2} + \frac{\sqrt{4 + B_i^2}}{2}.$$

Next, we aim to use the term $\|\mathbf{P}_i^{(k+1)} - \mathbf{P}_i^{(k)}\|$ to bound $\|\nabla f(\mathbf{P}_i^{(k+1)}) - \nabla f(\mathbf{P}_i^{(k)})\|$, using the conditions $\lambda_1(\mathbf{P}_i^{(k+1)}) \leq C_i^L$ and $\lambda_1(\mathbf{P}_i^{(k)}) \leq C_i^L$, i.e., (B.1).

$$\begin{aligned} \|\nabla f(\mathbf{P}_i^{(k+1)}) - \nabla f(\mathbf{P}_i^{(k)})\| &= \|(\mathbf{P}_i^{(k+1)} - \mathbf{P}_i^{(k+1)^{-1}}) - (\mathbf{P}_i^{(k)} - \mathbf{P}_i^{(k)^{-1}})\| \\ &\leq \|\mathbf{P}_i^{(k+1)} - \mathbf{P}_i^{(k)}\| + \|\mathbf{P}_i^{(k+1)^{-1}} - \mathbf{P}_i^{(k)^{-1}}\|. \end{aligned}$$

We proceed to bound $\|\mathbf{P}_i^{(k+1)^{-1}} - \mathbf{P}_i^{(k)^{-1}}\|$,

$$\begin{aligned} \|\mathbf{P}_i^{(k+1)^{-1}} - \mathbf{P}_i^{(k)^{-1}}\| &\leq \sqrt{d}\|\mathbf{P}_i^{(k+1)^{-1}} - \mathbf{P}_i^{(k)^{-1}}\|_2 = \sqrt{d}\|\mathbf{P}_i^{(k)^{-1}}(\mathbf{P}_i^{(k)} - \mathbf{P}_i^{(k+1)})\mathbf{P}_i^{(k+1)^{-1}}\|_2 \\ &\leq \sqrt{d}\|\mathbf{P}_i^{(k)^{-1}}\|_2\|\mathbf{P}_i^{(k)} - \mathbf{P}_i^{(k+1)}\|_2\|\mathbf{P}_i^{(k+1)^{-1}}\|_2 \leq \frac{\sqrt{d}}{C_i^{L^2}}\|\mathbf{P}_i^{(k)} - \mathbf{P}_i^{(k+1)}\|_2, \end{aligned}$$

where the last inequality follows from spectral norm of inverse coming from first eigenvalue.

Combining the above two inequalities, we find that

$$\|\nabla f(\mathbf{P}_i^{(k+1)}) - \nabla f(\mathbf{P}_i^{(k)})\| \leq \left(1 + \frac{\sqrt{d}}{C_i^{L^2}}\right)\|\mathbf{P}_i^{(k+1)} - \mathbf{P}_i^{(k)}\|.$$

Following a similar argument, we can also derive the explicit local Lipschitz constant for E_D ($f = f_D$). Recall that $f(\mathbf{P}_i) = \frac{1}{2}(\|\mathbf{P}_i\|^2 + \|\mathbf{P}_i^{-1}\|^2)$. Hence,

$$\|\nabla f(\mathbf{P}_i)\|^2 = \|\mathbf{P}_i - \mathbf{P}_i^{-3}\|^2 = \|\Sigma - \Sigma^{-3}\|^2 = \sum_{i=1}^d (\lambda_i - \lambda_i^{-3})^2.$$

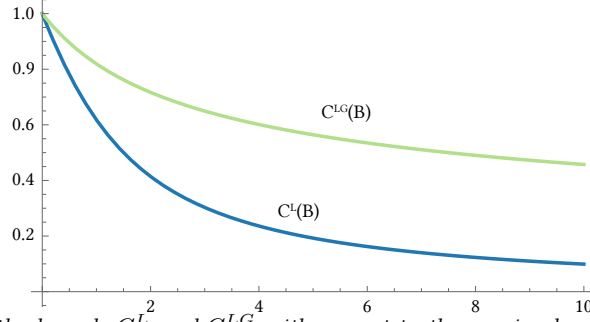


Figure 13. A plot of the bounds C_i^L and C_i^{LG} with respect to the maximal gradient norm B_i . One can see that $C_i^L \leq C_i^{LG} \leq 1$.

By Condition 5.1 we have $\lambda_1(\mathbf{P}_i) \leq C_i^{LG}$, i.e., (B.1), where the C_i^{LG} are the positive roots of the quartic equation $x^4 + B_i x^3 - 1 = 0$. Moreover, $C_i^L \leq C_i^{LG} \leq 1$ (see Figure 13).

$$\begin{aligned} \|\nabla f(\mathbf{P}_i^{(k+1)}) - \nabla f(\mathbf{P}_i^{(k)})\| &= \|(\mathbf{P}_i^{(k+1)} - \mathbf{P}_i^{(k+1)-3}) - (\mathbf{P}_i^{(k)} - \mathbf{P}_i^{(k)-3})\| \\ &\leq \|\mathbf{P}_i^{(k+1)} - \mathbf{P}_i^{(k)}\| + \|\mathbf{P}_i^{(k+1)-3} - \mathbf{P}_i^{(k)-3}\|. \end{aligned}$$

Similarly to our proof for the symmetric gradient energy, we next bound $\|\mathbf{P}_i^{(k+1)-3} - \mathbf{P}_i^{(k)-3}\|$:

$$\begin{aligned} \|\mathbf{P}_i^{(k+1)-3} - \mathbf{P}_i^{(k)-3}\| &\leq \sqrt{d} \|\mathbf{P}_i^{(k+1)-3} - \mathbf{P}_i^{(k)-3}\|_2 \\ &\leq \sqrt{d} \left\| \mathbf{P}_i^{(k+1)-3} \left(\mathbf{P}_i^{(k+1)3} - \mathbf{P}_i^{(k)3} \right) \mathbf{P}_i^{(k)-3} \right\|_2. \end{aligned}$$

We observe that

$$\begin{aligned} &\mathbf{P}_i^{(k+1)3} - \mathbf{P}_i^{(k)3} \\ &= \mathbf{P}_i^{(k+1)2} (\mathbf{P}_i^{(k+1)} - \mathbf{P}_i^{(k)}) + \mathbf{P}_i^{(k+1)} (\mathbf{P}_i^{(k+1)} - \mathbf{P}_i^{(k)}) \mathbf{P}_i^{(k)} + (\mathbf{P}_i^{(k+1)} - \mathbf{P}_i^{(k)}) \mathbf{P}_i^{(k)2}. \end{aligned}$$

Based on the above equality, we find that

$$\begin{aligned} &\left\| \mathbf{P}_i^{(k+1)-3} \left(\mathbf{P}_i^{(k+1)3} - \mathbf{P}_i^{(k)3} \right) \mathbf{P}_i^{(k)-3} \right\|_2 \\ &\leq \left\| \mathbf{P}_i^{(k+1)-1} \left(\mathbf{P}_i^{(k+1)} - \mathbf{P}_i^{(k)} \right) \mathbf{P}_i^{(k)-3} \right\|_2 + \left\| \mathbf{P}_i^{(k+1)-2} \left(\mathbf{P}_i^{(k+1)} - \mathbf{P}_i^{(k)} \right) \mathbf{P}_i^{(k)-2} \right\|_2 \\ &\quad + \left\| \mathbf{P}_i^{(k+1)-3} \left(\mathbf{P}_i^{(k+1)} - \mathbf{P}_i^{(k)} \right) \mathbf{P}_i^{(k)-1} \right\|_2 \\ &\leq \frac{3}{C_i^{LG4}} \|\mathbf{P}_i^{(k+1)} - \mathbf{P}_i^{(k)}\|. \end{aligned}$$

Combining all the statements derived above, we conclude

$$\|\nabla f(\mathbf{P}_i^{(k+1)}) - \nabla f(\mathbf{P}_i^{(k)})\| \leq \left(1 + \frac{3\sqrt{d}}{C_i^{LG4}} \right) \|\mathbf{P}_i^{(k+1)} - \mathbf{P}_i^{(k)}\|,$$

which proves the lemma. \blacksquare

Proof of Proposition 5.4. We begin by deriving a sufficient decrease property for the augmented Lagrangian function. The core strategy here is to use the primal blocks $(\mathbf{W}, \mathbf{U}, \mathbf{P})$ to bound the dual variable $\mathbf{\Lambda}$.

$$\begin{aligned} \Phi^{k+1} - \Phi^k &= \underbrace{\Phi(\mathbf{W}^{(k+1)}, \mathbf{U}^{(k+1)}, \mathbf{P}^{(k+1)}, \mathbf{\Lambda}^{(k+1)}) - \Phi(\mathbf{W}^{(k+1)}, \mathbf{U}^{(k+1)}, \mathbf{P}^{(k+1)}, \mathbf{\Lambda}^{(k)})}_{(a)} + \\ &\quad \underbrace{\Phi(\mathbf{W}^{(k+1)}, \mathbf{U}^{(k+1)}, \mathbf{P}^{(k+1)}, \mathbf{\Lambda}^{(k)}) - \Phi(\mathbf{W}^{(k+1)}, \mathbf{U}^{(k+1)}, \mathbf{P}^{(k)}, \mathbf{\Lambda}^{(k)})}_{(b)} + \\ &\quad \underbrace{\Phi(\mathbf{W}^{(k+1)}, \mathbf{U}^{(k+1)}, \mathbf{P}^{(k)}, \mathbf{\Lambda}^{(k)}) - \Phi(\mathbf{W}^{(k+1)}, \mathbf{U}^{(k)}, \mathbf{P}^{(k)}, \mathbf{\Lambda}^{(k)})}_{(c)} + \\ &\quad \underbrace{\Phi(\mathbf{W}^{(k+1)}, \mathbf{U}^{(k)}, \mathbf{P}^{(k)}, \mathbf{\Lambda}^{(k)}) - \Phi(\mathbf{W}^{(k)}, \mathbf{U}^{(k)}, \mathbf{P}^{(k)}, \mathbf{\Lambda}^{(k)})}_{(d)}. \end{aligned}$$

Focusing on the dual update,

$$\begin{aligned} (a) &= \sum_{i=1}^m \frac{\mu_i}{2} \left(\left\| (G\mathbf{W}^{(k+1)})_i - \mathbf{U}_i^{(k+1)} \mathbf{P}_i^{(k+1)} + \mathbf{\Lambda}_i^{(k+1)} \right\|^2 - \left\| \mathbf{\Lambda}_i^{(k+1)} \right\|^2 \right) \\ &\quad - \sum_{i=1}^m \frac{\mu_i}{2} \left(\left\| (G\mathbf{W}^{(k+1)})_i - \mathbf{U}_i^{(k+1)} \mathbf{P}_i^{(k+1)} + \mathbf{\Lambda}_i^{(k)} \right\|^2 - \left\| \mathbf{\Lambda}_i^{(k)} \right\|^2 \right) \\ &= \sum_{i=1}^m \frac{\mu_i}{2} \left(\left\| \mathbf{\Lambda}_i^{(k+1)} - \mathbf{\Lambda}_i^{(k)} + \mathbf{\Lambda}_i^{(k+1)} \right\|^2 - \left\| \mathbf{\Lambda}_i^{(k+1)} \right\|^2 \right) \\ &\quad - \sum_{i=1}^m \frac{\mu_i}{2} \left(\left\| \mathbf{\Lambda}_i^{(k+1)} - \mathbf{\Lambda}_i^{(k)} + \mathbf{\Lambda}_i^{(k)} \right\|^2 - \left\| \mathbf{\Lambda}_i^{(k)} \right\|^2 \right) \\ &= \sum_{i=1}^m \mu_i \left\| \mathbf{\Lambda}_i^{(k+1)} - \mathbf{\Lambda}_i^{(k)} \right\|^2. \end{aligned}$$

To use the primal blocks to bound the dual update (a), we first write down the optimality condition with respect to $\mathbf{P}^{(k+1)}$,

$$\begin{aligned} \mathbf{P}^{(k+1)} &= \underset{\mathbf{P} \in (\mathcal{S}_+^d)^m}{\operatorname{argmin}} \Phi(\mathbf{W}^{(k+1)}, \mathbf{U}^{(k+1)}, \mathbf{P}, \mathbf{\Lambda}^{(k)}) \\ \Rightarrow 0 &= w_i \nabla f(\mathbf{P}_i^{(k+1)}) + \mu_i \operatorname{symm} \left(\mathbf{U}_i^{(k+1)\top} \left(\mathbf{U}_i^{(k+1)} \mathbf{P}_i^{(k+1)} - (G\mathbf{W}^{(k+1)})_i - \mathbf{\Lambda}_i^{(k)} \right) \right), \quad \forall i \\ \Rightarrow 0 &= w_i \nabla f(\mathbf{P}_i^{(k+1)}) - \mu_i \operatorname{symm} \left(\mathbf{U}_i^{(k+1)\top} \mathbf{\Lambda}_i^{(k+1)} \right), \quad \forall i. \end{aligned}$$

Then, we have

$$\frac{w_i}{\mu_i} \mathbf{U}_i^{(k+1)} \nabla f(\mathbf{P}_i^{(k+1)}) = \frac{1}{2} \left(\mathbf{\Lambda}_i^{(k+1)} + \mathbf{U}_i^{(k+1)} \mathbf{\Lambda}_i^{(k+1)\top} \mathbf{U}_i^{(k+1)} \right), \quad \forall i.$$

Thus, we can use (\mathbf{U}, \mathbf{P}) to bound (a). By Condition 5.2,

$$\left\| \boldsymbol{\Lambda}_i^{(k+1)} - \boldsymbol{\Lambda}_i^{(k)} \right\|^2 \leq \gamma \left\| \frac{1}{2} \left(\boldsymbol{\Lambda}_i^{(k+1)} - \boldsymbol{\Lambda}_i^{(k)} \right) + \frac{1}{2} \left(\mathbf{U}_i^{(k+1)} \boldsymbol{\Lambda}_i^{(k+1)\top} \mathbf{U}_i^{(k+1)} - \mathbf{U}_i^{(k)} \boldsymbol{\Lambda}_i^{(k)\top} \mathbf{U}_i^{(k)} \right) \right\|^2.$$

Thus,

$$\begin{aligned} & \left\| \boldsymbol{\Lambda}_i^{(k+1)} - \boldsymbol{\Lambda}_i^{(k)} \right\|^2 \\ & \leq \frac{\gamma w_i^2}{\mu_i^2} \left\| \mathbf{U}_i^{(k+1)} \nabla f(\mathbf{P}_i^{(k+1)}) - \mathbf{U}_i^{(k)} \nabla f(\mathbf{P}_i^{(k)}) \right\|^2 \\ & = \frac{\gamma w_i^2}{\mu_i^2} \left\| \mathbf{U}_i^{(k+1)} \nabla f(\mathbf{P}_i^{(k+1)}) - \mathbf{U}_i^{(k)} \nabla f(\mathbf{P}_i^{(k+1)}) + \mathbf{U}_i^{(k)} \nabla f(\mathbf{P}_i^{(k+1)}) - \mathbf{U}_i^{(k)} \nabla f(\mathbf{P}_i^{(k)}) \right\|^2 \\ & \leq \frac{2\gamma w_i^2}{\mu_i^2} \left(B_i^2 \left\| \mathbf{U}_i^{(k+1)} - \mathbf{U}_i^{(k)} \right\|^2 + \left\| \nabla f(\mathbf{P}_i^{(k+1)}) - \nabla f(\mathbf{P}_i^{(k)}) \right\|^2 \right) \\ & \leq \frac{2\gamma w_i^2 B_i^2}{\mu_i^2} \left\| \mathbf{U}_i^{(k+1)} - \mathbf{U}_i^{(k)} \right\|^2 + \frac{2\gamma w_i^2 F_i^2}{\mu_i^2} \left\| \mathbf{P}_i^{(k+1)} - \mathbf{P}_i^{(k)} \right\|^2, \end{aligned}$$

where the last inequality follows from lemma 5.3. Based on the above analysis,

$$\begin{aligned} (a) & = \sum_{i=1}^m \mu_i \left\| \boldsymbol{\Lambda}_i^{(k+1)} - \boldsymbol{\Lambda}_i^{(k)} \right\|^2 \\ & \leq \sum_{i=1}^m \frac{2\gamma w_i^2 B_i^2}{\mu_i} \left\| \mathbf{U}_i^{(k+1)} - \mathbf{U}_i^{(k)} \right\|^2 + \frac{2\gamma w_i^2 F_i^2}{\mu_i} \left\| \mathbf{P}_i^{(k+1)} - \mathbf{P}_i^{(k)} \right\|^2. \end{aligned}$$

We continue by bounding the terms (b), (c), (d). As $\Phi(\mathbf{W}^{(k+1)}, \mathbf{U}^{(k+1)}, \mathbf{P}, \boldsymbol{\Lambda}^{(k)})$ is $(w_i + \mu_i)$ -strongly convex for \mathbf{P}_i , we have,

$$(b) \leq - \sum_{i=1}^m \frac{w_i + \mu_i}{2} \left\| \mathbf{P}_i^{(k+1)} - \mathbf{P}_i^{(k)} \right\|^2.$$

See [72, Theorem 2.1.8] for details. Since $\mathbf{U}^{(k+1)}$ is the global optimal solution of $\Phi(\mathbf{W}^{(k+1)}, \mathbf{U}, \mathbf{P}^{(k)}, \boldsymbol{\Lambda}^{(k)}) + \sum_{i=1}^m \frac{h_i}{2} \left\| \mathbf{U}_i - \mathbf{U}_i^{(k)} \right\|^2$, we obtain

$$(c) \leq - \sum_{i=1}^m \frac{h_i}{2} \left\| \mathbf{U}_i^{(k+1)} - \mathbf{U}_i^{(k)} \right\|^2.$$

Similarly, we can derive the associated sufficient decrease term for \mathbf{W} , i.e.,

$$(d) \leq - \frac{1}{2} \lambda_{\min}(L) \left\| \mathbf{W}^{(k+1)} - \mathbf{W}^{(k)} \right\|^2.$$

By summing up all the inequalities for (a), (b), (c), (d),

$$\Phi^{k+1} - \Phi^k \leq - \sum_{i=1}^m \left(\frac{h_i}{2} - \frac{2\gamma w_i^2 B_i^2}{\mu_i} \right) \left\| \mathbf{U}_i^{(k+1)} - \mathbf{U}_i^{(k)} \right\|^2$$

$$\begin{aligned}
& - \sum_{i=1}^m \left(\frac{w_i + \mu_i}{2} - \frac{2\gamma w_i^2 F_i^2}{\mu_i} \right) \|\mathbf{P}_i^{(k+1)} - \mathbf{P}_i^{(k)}\|^2 \\
& - \frac{1}{2} \lambda_{\min}(L) \|\mathbf{W}^{(k+1)} - \mathbf{W}^{(k)}\|^2.
\end{aligned}$$

We now apply the conditions $\mu_i > -\frac{1}{2}(w_i - 2\epsilon) + \frac{1}{2}\sqrt{(w_i - 2\epsilon)^2 + 16\gamma w_i^2 F_i^2}$ and $h_i \geq \frac{4\gamma w_i^2 B_i^2}{\mu_i} + 2\epsilon$ to arrive at

$$\begin{aligned}
\Phi^{k+1} - \Phi^k & \leq -\frac{1}{2} \lambda_{\min}(L) \|\mathbf{W}^{(k+1)} - \mathbf{W}^{(k)}\|^2 \\
\text{(B.2)} \quad & - \sum_{t=1}^m \epsilon \left(\|\mathbf{U}_i^{(k+1)} - \mathbf{U}_i^{(k)}\|^2 + \|\mathbf{P}_i^{(k+1)} - \mathbf{P}_i^{(k)}\|^2 \right),
\end{aligned}$$

which proves the statement of the theorem. ■

Proof of Theorem 5.5. There are four core steps to complete this proof.

• **Step 1:** Show that the sequence $\{(\mathbf{W}^{(k)}, \mathbf{U}^{(k)}, \mathbf{P}^{(k)}, \mathbf{\Lambda}^{(k)})\}_{k=0}^{\infty}$ is bounded.

The boundedness of the sequence $\{\mathbf{P}^{(k)}\}_{k=0}^{\infty}$ follows directly from Condition 5.1. \mathbf{U}_i is a rotation matrix and thus bounded. Recall that

$$\text{(B.3)} \quad \left\| \mathbf{\Lambda}_i^{(k+1)} - \mathbf{\Lambda}_i^{(k)} \right\|^2 \leq \frac{2\gamma w_i^2 B_i^2}{\mu_i^2} \|\mathbf{U}_i^{(k+1)} - \mathbf{U}_i^{(k)}\|^2 + \frac{2\gamma w_i^2 F_i^2}{\mu_i^2} \|\mathbf{P}_i^{(k+1)} - \mathbf{P}_i^{(k)}\|^2.$$

Therefore, we can conclude that the dual variable $\mathbf{\Lambda}$ is bounded. Using the update rule for \mathbf{W} directly gives a bound for \mathbf{W} . Hence, the sequence $\{(\mathbf{W}^{(k)}, \mathbf{U}^{(k)}, \mathbf{P}^{(k)}, \mathbf{\Lambda}^{(k)})\}_{k=0}^{\infty}$ is bounded, and thus a cluster point exists.

• **Step 2:** Prove that $\lim_{k \rightarrow +\infty} \|\mathbf{U}^{(k+1)} - \mathbf{U}^{(k)}\|^2 + \|\mathbf{P}^{(k+1)} - \mathbf{P}^{(k)}\|^2 + \|\mathbf{W}^{(k+1)} - \mathbf{W}^{(k)}\|^2 + \|\mathbf{\Lambda}^{(k+1)} - \mathbf{\Lambda}^{(k)}\|^2 = 0$, where the squared norm of $\mathbf{\Lambda}$ indicates the appropriate sum over all the squared norms of the $\mathbf{\Lambda}_i$.

Suppose that $(\mathbf{W}^*, \mathbf{U}^*, \mathbf{P}^*, \mathbf{\Lambda}^*)$ is a cluster point of the sequence $\{(\mathbf{W}^{(k)}, \mathbf{U}^{(k)}, \mathbf{P}^{(k)}, \mathbf{\Lambda}^{(k)})\}_{k=0}^{\infty}$. Let $\{(\mathbf{W}^{(k_i)}, \mathbf{U}^{(k_i)}, \mathbf{P}^{(k_i)}, \mathbf{\Lambda}^{(k_i)})\}$ be a convergent subsequence such that

$$\lim_{i \rightarrow +\infty} (\mathbf{W}^{(k_i)}, \mathbf{U}^{(k_i)}, \mathbf{P}^{(k_i)}, \mathbf{\Lambda}^{(k_i)}) = (\mathbf{W}^*, \mathbf{U}^*, \mathbf{P}^*, \mathbf{\Lambda}^*).$$

By summing (B.2) from $k = 0$ to $k = k_i - 1$, we have

$$\begin{aligned}
& \Phi(\mathbf{W}^{(k_i)}, \mathbf{U}^{(k_i)}, \mathbf{P}^{(k_i)}, \mathbf{\Lambda}^{(k_i)}) - \Phi(\mathbf{W}^{(0)}, \mathbf{U}^{(0)}, \mathbf{P}^{(0)}, \mathbf{\Lambda}^{(0)}) \\
& \leq -\frac{1}{2} \lambda_{\min}(L) \sum_{k=0}^{k_i-1} \|\mathbf{W}^{(k+1)} - \mathbf{W}^{(k)}\|^2 - \sum_{k=0}^{k_i-1} \sum_{t=1}^m \epsilon \left(\|\mathbf{U}_i^{(k+1)} - \mathbf{U}_i^{(k)}\|^2 + \|\mathbf{P}_i^{(k+1)} - \mathbf{P}_i^{(k)}\|^2 \right).
\end{aligned}$$

Taking the limit of $i \rightarrow +\infty$ in above inequality and rearranging terms, we obtain

$$\begin{aligned}
\text{(B.4)} \quad & \frac{1}{2} \lambda_{\min}(L) \sum_{k=0}^{+\infty} \|\mathbf{W}^{(k+1)} - \mathbf{W}^{(k)}\|^2 + \sum_{k=0}^{+\infty} \sum_{t=1}^m \epsilon \left(\|\mathbf{U}_i^{(k+1)} - \mathbf{U}_i^{(k)}\|^2 + \|\mathbf{P}_i^{(k+1)} - \mathbf{P}_i^{(k)}\|^2 \right) \\
& \leq \Phi(\mathbf{W}^{(0)}, \mathbf{U}^{(0)}, \mathbf{P}^{(0)}, \mathbf{\Lambda}^{(0)}) - \Phi(\mathbf{W}^*, \mathbf{U}^*, \mathbf{P}^*, \mathbf{\Lambda}^*) < \infty.
\end{aligned}$$

Here the last inequality holds as our augmented Lagrangian function is unbounded only if our input is unbounded. Moreover, the sequence $\{(\mathbf{W}^{(k)}, \mathbf{U}^{(k)}, \mathbf{P}^{(k)}, \mathbf{\Lambda}^{(k)})\}_{k=0}^{\infty}$ is bounded and we can complete the argument.

(B.4) implies that

$$\sum_{k=0}^{+\infty} \|\mathbf{W}^{(k+1)} - \mathbf{W}^{(k)}\|^2 < \infty, \quad \sum_{k=0}^{+\infty} \sum_{i=1}^m \|\mathbf{U}_i^{(k+1)} - \mathbf{U}_i^{(k)}\|^2 < \infty, \quad \sum_{k=0}^{+\infty} \sum_{i=1}^m \|\mathbf{P}_i^{(k+1)} - \mathbf{P}_i^{(k)}\|^2 < \infty.$$

Hence, $\mathbf{W}^{(k+1)} - \mathbf{W}^{(k)} \rightarrow 0$, $\mathbf{U}^{(k+1)} - \mathbf{U}^{(k)} \rightarrow 0$, $\mathbf{P}^{(k+1)} - \mathbf{P}^{(k)} \rightarrow 0$. Due to the primal-dual relationship (B.3), we can thus conclude that $\mathbf{\Lambda}^{(k+1)} - \mathbf{\Lambda}^{(k)} \rightarrow 0$.

• **Step 3:** Derive a safeguard property.

Define the extended augmented Lagrangian function $G(\mathbf{W}, \mathbf{U}, \mathbf{P}, \mathbf{\Lambda}) = \Phi(\mathbf{W}, \mathbf{U}, \mathbf{P}, \mathbf{\Lambda}) + \sum_{i=1}^m g(\mathbf{U}_i)$. Recall the optimization optimality conditions for the ADMM updates (i.e., the $k+1$ iteration).

$$\begin{cases} 0 = h_i \left(\mathbf{U}_i^{(k+1)} - \mathbf{U}_i^{(k)} \right) + \mu_i \left(\mathbf{U}_i^{(k+1)} \mathbf{P}_i^{(k)} - (G\mathbf{W}^{(k+1)})_i - \mathbf{\Lambda}_i^{(k)} \right) \mathbf{P}_i^{(k)\top} + \partial g(\mathbf{U}_i^{(k+1)}), \forall i \\ 0 = w_i \nabla f(\mathbf{P}_i^{(k+1)}) - \mu_i \text{symm} \left(\mathbf{U}_i^{(k+1)\top} \mathbf{\Lambda}_i^{(k+1)} \right), \forall i \\ \mathbf{\Lambda}_i^{(k+1)} = \mathbf{\Lambda}_i^{(k)} + (G\mathbf{W}^{(k+1)})_i - \mathbf{U}_i^{(k+1)} \mathbf{P}_i^{(k+1)}. \end{cases}$$

Moreover, a stationary point satisfying $0 \in \partial G(\mathbf{W}^*, \mathbf{U}^*, \mathbf{P}^*, \mathbf{\Lambda}^*)$ is equivalent to the KKT point property in (5.1). Subsequently, we want to bound the subgradient $\text{dist}(0, \partial G(\mathbf{W}^{(k+1)}, \mathbf{U}^{(k+1)}, \mathbf{P}^{(k+1)}, \mathbf{\Lambda}^{(k+1)}))$ by the iterate difference, i.e. $\|\mathbf{P}^{(k+1)} - \mathbf{P}^{(k)}\|$, $\|\mathbf{U}^{(k+1)} - \mathbf{U}^{(k)}\|$, $\|\mathbf{W}^{(k+1)} - \mathbf{W}^{(k)}\|$,

$$\begin{aligned} \text{dist} \left(0, \partial G(\mathbf{W}^{(k+1)}, \mathbf{U}^{(k+1)}, \mathbf{P}^{(k+1)}, \mathbf{\Lambda}^{(k+1)}) \right) &\leq \\ \sum_{i=1}^m \left\| w_i \nabla f(\mathbf{P}_i^{(k+1)}) - \mu_i \text{symm} \left(\mathbf{U}_i^{(k+1)\top} \mathbf{\Lambda}_i^{(k+1)} \right) \right\| & \\ + \sum_{i=1}^m \text{dist} \left(0, \partial g(\mathbf{U}_i^{(k+1)}) - \mu_i \mathbf{\Lambda}_i^{(k+1)} \mathbf{P}_i^{(k+1)\top} \right) + \sum_{i=1}^m \left\| (G\mathbf{W}^{(k+1)})_i - \mathbf{U}_i^{(k+1)} \mathbf{P}_i^{(k+1)} \right\|. & \end{aligned}$$

We observe that the first term is 0, and the third term is identical to $\sum_{i=1}^m \|\mathbf{\Lambda}_i^{(k+1)} - \mathbf{\Lambda}_i^{(k)}\|$. It remains to bound the second term. Starting from the optimality condition w.r.t $\mathbf{U}_i^{(k+1)}$,

$$\begin{aligned} 0 &= h_i \left(\mathbf{U}_i^{(k+1)} - \mathbf{U}_i^{(k)} \right) + \mu_i \left(\mathbf{U}_i^{(k+1)} \mathbf{P}_i^{(k)} - (G\mathbf{W}^{(k+1)})_i - \mathbf{\Lambda}_i^{(k)} \right) \mathbf{P}_i^{(k)\top} + \partial g(\mathbf{U}_i^{(k+1)}) \\ 0 &= h_i \left(\mathbf{U}_i^{(k+1)} - \mathbf{U}_i^{(k)} \right) + \mu_i \left(\mathbf{\Lambda}_i^{(k+1)} + \mathbf{U}_i^{(k+1)} \left(\mathbf{P}_i^{(k)} - \mathbf{P}_i^{(k+1)} \right) \right) \mathbf{P}_i^{(k)\top} + \partial g(\mathbf{U}_i^{(k+1)}) \\ 0 &= h_i \left(\mathbf{U}_i^{(k+1)} - \mathbf{U}_i^{(k)} \right) + \mu_i \mathbf{\Lambda}_i^{(k+1)} \left(\mathbf{P}_i^{(k)\top} - \mathbf{P}_i^{(k+1)\top} \right) + \\ &\quad \mu_i \mathbf{U}_i^{(k+1)} \left(\mathbf{P}_i^{(k)} - \mathbf{P}_i^{(k+1)} \right) \mathbf{P}_i^{(k)\top} + \mu_i \mathbf{\Lambda}_i^{(k+1)} \mathbf{P}_i^{(k+1)\top} + \partial g(\mathbf{U}_i^{(k+1)}). \end{aligned}$$

As $\{\mathbf{W}^{(k+1)}, \mathbf{U}^{(k+1)}, \mathbf{P}^{(k+1)}, \mathbf{\Lambda}^{(k+1)}\}_{k \geq 0}$ is bounded, i.e., **step 1**, there exists a constant D such that

$$(\mathbf{W}^{(k+1)}, \mathbf{U}^{(k+1)}, \mathbf{P}^{(k+1)}, \mathbf{\Lambda}^{(k+1)}) \in \mathcal{C}, \quad \mathcal{C} = \{(\mathbf{W}, \mathbf{U}, \mathbf{P}, \mathbf{\Lambda}) \mid \|\mathbf{W}, \mathbf{U}, \mathbf{P}, \mathbf{\Lambda}\| \leq D\}.$$

Thus,

$$\begin{aligned} & \text{dist} \left(0, \mu_i \mathbf{\Lambda}_i^{(k+1)} \mathbf{P}_i^{(k+1)\top} + \partial g(\mathbf{U}_i^{(k+1)}) \right) \\ & \leq h_i \|\mathbf{U}_i^{(k+1)} - \mathbf{U}_i^{(k)}\| + \mu_i \left(D + \|\mathbf{P}_i^{(k)}\| \right) \|\mathbf{P}_i^{(k)} - \mathbf{P}_i^{(k+1)}\|. \end{aligned}$$

Due to Lemma 5.3, we know that there exists a constant $\kappa > 0$ such that

$$\begin{aligned} & \text{dist} \left(0, \partial G(\mathbf{W}^{(k+1)}, \mathbf{U}^{(k+1)}, \mathbf{P}^{(k+1)}, \mathbf{\Lambda}^{(k+1)}) \right) \\ & \leq \kappa \left(\|\mathbf{U}^{(k+1)} - \mathbf{U}^{(k)}\| + \|\mathbf{P}^{(k+1)} - \mathbf{P}^{(k)}\| + \|\mathbf{\Lambda}^{(k+1)} - \mathbf{\Lambda}^{(k)}\| \right). \end{aligned}$$

Based on Step 2, i.e., $\mathbf{W}^{(k+1)} - \mathbf{W}^{(k)} \rightarrow 0, \mathbf{U}^{(k+1)} - \mathbf{U}^{(k)} \rightarrow 0, \mathbf{P}^{(k+1)} - \mathbf{P}^{(k)} \rightarrow 0$, there exists $d_{k+1} \in \partial G(\mathbf{W}^{(k+1)}, \mathbf{U}^{(k+1)}, \mathbf{P}^{(k+1)}, \mathbf{\Lambda}^{(k+1)})$ such that $\|d_{k+1}\| \rightarrow 0$. By the definition of general subgradient, we have $0 \in \partial G(\mathbf{W}^*, \mathbf{U}^*, \mathbf{P}^*, \mathbf{\Lambda}^*)$. Thus, any cluster point $(\mathbf{W}^*, \mathbf{U}^*, \mathbf{P}^*, \mathbf{\Lambda}^*)$ of a sequence $(\mathbf{W}^{(k)}, \mathbf{U}^{(k)}, \mathbf{P}^{(k)}, \mathbf{\Lambda}^{(k)})$ generated by the ADMM is a stationary point, or KKT point equivalently.

• **Step 4:** Show that $G(\mathbf{W}, \mathbf{U}, \mathbf{P}, \mathbf{\Lambda})$ is a Kurdyka-Lojasiewicz function.

Following the proof of Theorem 2.9 in [8], we can infer the global convergence of the sequence $\{\mathbf{W}^{(k)}, \mathbf{U}^{(k)}, \mathbf{P}^{(k)}, \mathbf{\Lambda}^{(k)}\}$ from the KL condition of the extended augmented Lagrangian function $G(\mathbf{W}, \mathbf{U}, \mathbf{P}, \mathbf{\Lambda})$. Therefore, the final step is to prove that $G(\mathbf{W}, \mathbf{U}, \mathbf{P}, \mathbf{\Lambda})$ is a Kurdyka-Lojasiewicz function.

Recall that

$$G(\mathbf{W}, \mathbf{U}, \mathbf{P}, \mathbf{\Lambda}) = \sum_{i=1}^m w_i f(\mathbf{P}_i) + \sum_{i=1}^m \frac{\mu_i}{2} (\|(G\mathbf{W})_i - \mathbf{U}_i \mathbf{P}_i + \mathbf{\Lambda}_i\|^2 - \|\mathbf{\Lambda}_i\|^2) + \sum_{i=1}^m g(\mathbf{U}_i).$$

The KL property is closed under summation [8]. Thus, we can check the above summands one by one. $\sum_{i=1}^m w_i f(\mathbf{P}_i)$ is strongly convex and hence satisfies the uniform convexity property, and is a KL function [7, Section 4.1]. $\sum_{i=1}^m \frac{\mu_i}{2} (\|(G\mathbf{W})_i - \mathbf{U}_i \mathbf{P}_i + \mathbf{\Lambda}_i\|^2 - \|\mathbf{\Lambda}_i\|^2)$ is a polynomial function and thus semi-algebraic, and semi-algebraic functions satisfy the KL property [7, 8]. As $g(\cdot)$ is the indicator function over the special orthogonal group, it is a KL function (via Stiefel manifolds [7]).

This completes the proof of the theorem. ■

REFERENCES

- [1] 4MULE8. The helm of glencairn mesh. via thingiverse <https://www.thingiverse.com/thing:1243621>, 2016.
- [2] Noam Aigerman and Yaron Lipman. Injective and bounded distortion mappings in 3d. *ACM Trans. Graph.*, 32(4), 2013.
- [3] Noam Aigerman, Roi Poranne, and Yaron Lipman. Lifted bijections for low distortion surface mappings. *ACM Trans. Graph.*, 33(4), 2014.
- [4] AJade. Pegasus for 28mm tabletop roleplaying mesh. via thingiverse <https://www.thingiverse.com/thing:3955356>, 2019.
- [5] Kurt Akeley, James D. Foley, David F. Sklyar, Morgan McGuire, John F. Hughes, Andries van Dam, and Steven K. Feiner. *Computer Graphics – Principles and Practice*. Addison-Wesley Professional, 2013.
- [6] Nora Al-Badri and Jan Nikolai Nelles. Nefertiti mesh. via Keenan Crane’s model repository, <https://www.cs.cmu.edu/~kmc Crane/Projects/ModelRepository/>, 2020.
- [7] Hedy Attouch, Jérôme Bolte, Patrick Redont, and Antoine Soubeyran. Proximal alternating minimization and projection methods for nonconvex problems: An approach based on the kurdyka-lojasiewicz inequality. *Mathematics of operations research*, 35(2):438–457, 2010.
- [8] Hedy Attouch, Jérôme Bolte, and Benar Fux Svaiter. Convergence of descent methods for semi-algebraic and tame problems: proximal algorithms, forward–backward splitting, and regularized gauss–seidel methods. *Mathematical Programming*, 137(1):91–129, 2013.
- [9] Ilya Baran. Stuffedtoy mesh. via libigl-tutorial-data <https://github.com/libigl/libigl-tutorial-data>, 2007.
- [10] billyd. Cat stretch mesh. via thingiverse <https://www.thingiverse.com/thing:1565405>, 2016.
- [11] Blender Foundation. blender – free and open source 3d creation suite. <https://www.blender.org>, 2020.
- [12] Jérôme Bolte, Aris Daniilidis, and Adrian Lewis. The lojasiewicz inequality for nonsmooth subanalytic functions with applications to subgradient dynamical systems. *SIAM Journal on Optimization*, 17(4):1205–1223, 2007.
- [13] David Bommes, Henrik Zimmer, and Leif Kobbelt. Mixed-integer quadrangulation. *ACM Trans. Graph.*, 28(3), July 2009.
- [14] Sofien Bouaziz, Mario Deuss, Yuliy Schwartzburg, Thibaut Weise, and Mark Pauly. Shape-up: Shaping discrete geometry with projections. *Comput. Graph. Forum*, 31(5):1657–1667, August 2012.
- [15] Sofien Bouaziz, Sebastian Martin, Tiantian Liu, Ladislav Kavan, and Mark Pauly. Projective dynamics: Fusing constraint projections for fast simulation. *ACM Trans. Graph.*, 33(4), July 2014.
- [16] Stephen Boyd, Neal Parikh, Eric Chu, Borja Peleato, and Jonathan Eckstein. Distributed optimization and statistical learning via the alternating direction method of multipliers. *Found. Trends Mach. Learn.*, 3(1):1–122, January 2011.
- [17] George Brown and Rahul Narain. Wrapd: Weighted rotation-aware admm for parametrization and deformation. *ACM Trans. Graph.*, 40(4), 2021.
- [18] Catiav5ftw. Centrifugal compressor mesh. via thingiverse <https://www.thingiverse.com/thing:1165042>, 2015.
- [19] Isaac Chao, Ulrich Pinkall, Patrick Sanan, and Peter Schröder. A simple geometric model for elastic deformations. In *ACM SIGGRAPH 2010 Papers*, New York, NY, USA, 2010. Association for Computing Machinery.
- [20] Edward Chien, Zohar Levi, and Ofir Weber. Bounded distortion parametrization in the space of metrics. *ACM Trans. Graph.*, 35(6), November 2016.
- [21] Gary P. T. Choi and Chris H. Rycroft. Density-equalizing maps for simply connected open surfaces. *SIAM Journal on Imaging Sciences*, 11(2):1134–1178, 2018.
- [22] S. Clatici, M. Bessmeltsev, S. Schaefer, and J. Solomon. Isometry-aware preconditioning for mesh parameterization. *Comput. Graph. Forum*, 36(5):37–47, 2017.
- [23] colinfzigig. Maltese falcon mesh. via thingiverse <https://www.thingiverse.com/thing:46631>, 2013.
- [24] Keenan Crane. Blub mesh. via Keenan Crane’s model repository <https://www.cs.cmu.edu/~kmc Crane/Projects/ModelRepository/>, 2015.
- [25] Tim Davis. SuiteSparse: A sparse matrix algorithm suite (version 5.8.1), 2020. <https://people.engr.tamu.edu/davis/welcome.html>.

- [26] Mathieu Desbrun, Mark Meyer, and Pierre Alliez. Intrinsic Parameterizations of Surface Meshes. *Comput. Graph. Forum*, 3, 2002.
- [27] Xingyi Du, Noam Aigerman, Qingnan Zhou, Shahar Z. Kovalsky, Yajie Yan, Danny M. Kaufman, and Tao Ju. Lifting simplices to find injectivity. *ACM Trans. Graph.*, 39(4), July 2020.
- [28] Matthias Eck, Tony DeRose, Tom Duchamp, Hugues Hoppe, Michael Lounsbery, and Werner Stuetzle. Multiresolution analysis of arbitrary meshes. In *Proceedings of the 22nd Annual Conference on Computer Graphics and Interactive Techniques, SIGGRAPH '95*, pages 173–182, 1995.
- [29] Danielle Ezuz, Justin Solomon, and Mirela Ben-Chen. Reversible harmonic maps between discrete surfaces. *ACM Trans. Graph.*, 38(2), March 2019.
- [30] Yu Fang, Minchen Li, Chenfanfu Jiang, and Danny M. Kaufman. Guaranteed globally injective 3d deformation processing (idp). *ACM Trans. Graph.*, 40(4), 2021.
- [31] Leopoldo P Franca. An algorithm to compute the square root of a 3x3 positive definite matrix. *Computers Math. Applic.*, 18(5):459–466, 1989.
- [32] Xiao-Ming Fu, Yang Liu, and Baining Guo. Computing locally injective mappings by advanced mip. *ACM Trans. Graph.*, 34(4), July 2015.
- [33] Wenbo Gao, Donald Goldfarb, and Frank E Curtis. Admm for multiaffine constrained optimization. *Optimization Methods and Software*, 35(2):257–303, 2020.
- [34] Vladimir Garanzha, Igor Kaporin, Liudmila Kudryavtseva, François Protais, Nicolas Ray, and Dmitry Sokolov. Foldover-free maps in 50 lines of code. *ACM Trans. Graph.*, 40(4), July 2021.
- [35] Mark Gillespie, Boris Springborn, and Keenan Crane. Discrete conformal equivalence of polyhedral surfaces. *ACM Trans. Graph.*, 40(4), 2021.
- [36] John C. Gower and Garnt B. Dijkstra. *Procrustes problems*, volume 30. Oxford University Press, January 2004.
- [37] Xianfeng Gu and Shing-Tung Yau. Global conformal surface parameterization. In *Proceedings of the 2003 Eurographics symposium on Geometry processing*, 2003.
- [38] Brian C. Hall. *Lie Groups, Lie Algebras, and Representations – An Elementary Introduction*. Springer Cham Heidelberg New York Dordrecht London, 2015.
- [39] Eden Fedida Hefetz, Edward Chien, and Ofir Weber. A subspace method for fast locally injective harmonic mapping. *Computer Graphics Forum*, 38(2):105–119, 2019.
- [40] Heinrich Hencky. Über die form des elastizitätsgesetzes bei ideal elastischen stoffen. *Zeitschr. f. techn. Physik*, 6, 1928.
- [41] Josh Holinaty. Brucewick mesh. <https://github.com/odedstein/meshes/tree/master/objects/brucewick>, 2020.
- [42] Josh Holinaty. Mushroom mesh. <https://github.com/odedstein/meshes/tree/master/objects/mushroom>, 2020.
- [43] Mingyi Hong, Zhi-Quan Luo, and Meisam Razaviyayn. Convergence analysis of alternating direction method of multipliers for a family of nonconvex problems. *SIAM J. Optim.*, 26(1):337–364, 2016.
- [44] Yixin Hu, Qingnan Zhou, Xifeng Gao, Alec Jacobson, Denis Zorin, and Daniele Panozzo. Tetrahedral meshing in the wild. *ACM Trans. Graph.*, 37(4), July 2018.
- [45] hugoelec. Goat 5k yuanmingyuan 12 zodiac animals mesh. via thingiverse <https://www.thingiverse.com/thing:42256>, 2013.
- [46] hugoelec. Symmetrical deer head 10k mesh. via thingiverse <https://www.thingiverse.com/thing:149354>, 2013.
- [47] Alec Jacobson. *Algorithms and Interfaces for Real-Time Deformation of 2D and 3D Shapes*. PhD thesis, ETH Zürich, 2013.
- [48] Alec Jacobson. Geometry processing – parametrization (course), 2020.
- [49] Alec Jacobson, Daniele Panozzo, et al. libigl: A simple C++ geometry processing library, 2018. <https://libigl.github.io/>.
- [50] Zhongshi Jiang, Scott Schaefer, and Daniele Panozzo. Simplicial complex augmentation framework for bijective maps. *ACM Trans. Graph.*, 36(6), November 2017.
- [51] Felix Kälberer, Matthias Nieser, and Konrad Polthier. Quadcover - surface parameterization using branched coverings. *Computer Graphics Forum*, 26(3):375–384, 2007.
- [52] Sergei Khashin. Solution of cubic and quartic equations c++, 2020.
- [53] Shahar Z. Kovalsky, Noam Aigerman, Ronen Basri, and Yaron Lipman. Large-scale bounded distortion

- mappings. *ACM Trans. Graph.*, 34(6), 2015.
- [54] Bruno Lévy, Sylvain Petitjean, Nicolas Ray, and Jérôme Maillot. Least squares conformal maps for automatic texture atlas generation. *ACM Trans. Graph.*, 21(3):362–371, July 2002.
- [55] Jiajin Li, Anthony Man-Cho So, and Wing-Kin Ma. Understanding notions of stationarity in nonsmooth optimization: A guided tour of various constructions of subdifferential for nonsmooth functions. *IEEE Signal Processing Magazine*, 37(5):18–31, 2020.
- [56] Minchen Li, Danny M. Kaufman, Vladimir G. Kim, Justin Solomon, and Alla Sheffer. Optcuts: Joint optimization of surface cuts and parameterization. *ACM Trans. Graph.*, 37(6), December 2018.
- [57] Yaron Lipman. Bounded distortion mapping spaces for triangular meshes. *ACM Trans. Graph.*, 31(4), 2012.
- [58] Yaron Lipman. Bijective mappings of meshes with boundary and the degree in mesh processing. *SIAM J. Imaging Sci.*, 7(2):1263–1283, 2014.
- [59] Ligang Liu, Chunyang Ye, Ruiqi Ni, and Xiao-Ming Fu. Progressive parameterizations. *ACM Trans. Graph.*, 37(4), July 2018.
- [60] Ligang Liu, Lei Zhang, Yin Xu, Craig Gotsman, and Steven J. Gortler. A local/global approach to mesh parameterization. In *Proceedings of the Symposium on Geometry Processing*, SGP '08, pages 1495–1504, 2008.
- [61] M3DM. Dead tree - tabletop scater terrain mesh. via thingiverse <https://www.thingiverse.com/thing:4105303>, 2020.
- [62] Haggai Maron, Meirav Galun, Noam Aigerman, Miri Trope, Nadav Dym, Ersin Yumer, Vladimir G. Kim, and Yaron Lipman. Convolutional neural networks on surfaces via seamless toric covers. *ACM Trans. Graph.*, 36(4), July 2017.
- [63] Max Planck Society e.V. Smpl human body mesh. <https://smpl.is.tue.mpg.de/en>, 2021.
- [64] Aleka McAdams, Andrew Selle, Rasmus Tamstorf, Joseph Teran, and Eftychios Sifakis. Computing the singular value decomposition of 3x3 matrices with minimal branching and elementary floating point operations – technical report 1690, 2011.
- [65] David Minor. Making space for cloth simulations using energy minimization. In *ACM SIGGRAPH 2018 Talks*, 2018.
- [66] David Minor and David Corral. Smeat: Admm based tools for character deformation. In *SIGGRAPH Asia 2018 Technical Briefs*, 2018.
- [67] Patrick Mullen, Yiyang Tong, Pierre Alliez, and Mathieu Desbrun. Spectral conformal parameterization. *Computer Graphics Forum*, 27(5):1487–1494, 2008.
- [68] MustangDave. Berry bear mesh. via thingiverse <https://www.thingiverse.com/thing:1161576>, 2015.
- [69] Ashish Myles, Nico Pietroni, and Denis Zorin. Robust field-aligned global parametrization. *ACM Trans. Graph.*, 33(4), 2014.
- [70] Alexander Naitzat, Emil Saucan, and Yehoshua Y. Zeevi. Geometry-based distortion measures for space deformation. *Graphical Models*, 100:12–25, 2018.
- [71] Patrizio Neff, Bernhard Eidel, and Robert J. Martin. Geometry of logarithmic strain measures in solid mechanics. *Arch. Rational Mech. Anal.*, 222:507–572, 2016.
- [72] Yurii Nesterov et al. *Lectures on convex optimization*, volume 137. Springer, 2018.
- [73] Xianshun Nian and Falai Chen. Planar domain parameterization for isogeometric analysis based on teichmüller mapping. *Computer Methods in Applied Mechanics and Engineering*, 311:41–55, 2016.
- [74] Wenqing Ouyang, Yue Peng, Yuxin Yao, Juyong Zhang, and Bailin Deng. Anderson acceleration for nonconvex admm based on douglas-rachford splitting. *Comput. Graph. Forum*, 39(5):221–239, 2020.
- [75] M. Overby, G. E. Brown, J. Li, and R. Narain. Admm \supseteq projective dynamics: Fast simulation of hyperelastic models with dynamic constraints. *IEEE Transactions on Visualization and Computer Graphics*, 23(10):2222–2234, 2017.
- [76] Matthew Overby, Danny Kaufman, and Narain Rahul. Globally injective geometry optimization with non-injective steps. *Comput. Graph. Forum*, 40(5), 2021.
- [77] paBlurry. Small cactus with pot mesh. via thingiverse <https://www.thingiverse.com/thing:2720011>, 2017.
- [78] Kazim Pal, Christian Schüller, Daniele Panozzo, Olga Sorkine-Hornung, and Tim Weyrich. Content-aware surface parameterization for interactive restoration of historical documents. *Comput. Graph. Forum*, 33(2), May 2014.
- [79] Zherong Pan, Hujun Bao, and Jin Huang. Subspace dynamic simulation using rotation-strain coordi-

- notes. *ACM Trans. Graph.*, 34(6), October 2015.
- [80] Mark Pauly, Richard Keiser, Leif P. Kobbelt, and Markus Gross. Shape modeling with point-sampled geometry (3d octopus mesh). *ACM Trans. Graph.*, 22(3):641–650, July 2003.
- [81] Ulrich Pinkall and Konrad Polthier. Computing discrete minimal surfaces and their conjugates. *Experimental Mathematics*, 2(1):15–36, 1993.
- [82] publicdomainvectors.org. Blue robot image. <https://publicdomainvectors.org/en/free-clipart/Blue-robot/62916.html>, 2017.
- [83] publicdomainvectors.org. Glossy red lips image. <https://publicdomainvectors.org/en/free-clipart/Glossy-red-lips/80649.html>, 2019.
- [84] Michael Rabinovich, Roi Poranne, Daniele Panozzo, and Olga Sorkine-Hornung. Scalable locally injective mappings. *ACM Trans. Graph.*, 36(2), April 2017.
- [85] Rajat Sanyal, Sk. Miraj Ahmed, Monika Jaiswal, and Kunal N. Chaudhury. A scalable admm algorithm for rigid registration. *IEEE Signal Processing Letters*, 24(10):1453–1457, 2017.
- [86] Rohan Sawhney and Keenan Crane. Boundary first flattening. *ACM Trans. Graph.*, 37(1), December 2017.
- [87] schlossbauer. Brain ooze mesh. via thingiverse <https://www.thingiverse.com/thing:4169343>, 2020.
- [88] schlossbauer. Slime mold mesh. via thingiverse <https://www.thingiverse.com/thing:4756744>, 2021.
- [89] Patrick Schmidt, Janis Born, Marcel Campen, and Leif Kobbelt. Distortion-minimizing injective maps between surfaces. *ACM Trans. Graph.*, 38(6), November 2019.
- [90] Patrick Schmidt, Marcel Campen, Janis Born, and Leif Kobbelt. Inter-surface maps via constant-curvature metrics. *ACM Trans. Graph.*, 39(4), July 2020.
- [91] John Schreiner, Arul Asirvatham, Emil Praun, and Hugues Hoppe. Inter-surface mapping. *ACM Trans. Graph.*, 23(3):870–877, August 2004.
- [92] Silvia Sellán, Noam Aigerman, and Alec Jacobson. Developability of heightfields via rank minimization. *ACM Trans. Graph.*, 39(4), July 2020.
- [93] Nicholas Sharp and Keenan Crane. Variational surface cutting. *ACM Trans. Graph.*, 37(4), July 2018.
- [94] Alla Sheffer, Bruno Lévy, Maxim Mogilnitsky, and Alexander Bogomyakov. ABF++ : Fast and Robust Angle Based Flattening. *ACM Trans. Graph.*, 24(2):311–330, 2004.
- [95] Hanxiao Shen, Zhongshi Jiang, Denis Zorin, and Daniele Panozzo. Progressive embedding. *ACM Trans. Graph.*, 38(4), July 2019.
- [96] Hang Si. Tetgen, a delaunay-based quality tetrahedral mesh generator. *ACM Trans. Math. Softw.*, 41(2), February 2015.
- [97] Breannan Smith, Fernando De Goes, and Theodore Kim. Analytic eigensystems for isotropic distortion energies. *ACM Trans. Graph.*, 38(1), February 2019.
- [98] Jason Smith and Scott Schaefer. Bijective parameterization with free boundaries. *ACM Trans. Graph.*, 34(4), July 2015.
- [99] Yousuf Soliman, Dejan Slepčev, and Keenan Crane. Optimal cone singularities for conformal flattening. *ACM Trans. Graph.*, 37(4), July 2018.
- [100] Justin Solomon, Raif Rustamov, Leonidas Guibas, and Adrian Butscher. Earth mover’s distances on discrete surfaces. *ACM Trans. Graph.*, 33(4), July 2014.
- [101] Olga Sorkine and Marc Alexa. As-rigid-as-possible surface modeling. In *Proceedings of the Fifth Eurographics Symposium on Geometry Processing*, SGP ’07, pages 109–116, 2007.
- [102] Olga Sorkine and Daniel Cohen-Or. Camelhead mesh. via libigl-tutorial-data <https://github.com/libigl/libigl-tutorial-data>, 2004.
- [103] Boris Springborn, Peter Schröder, and Ulrich Pinkall. Conformal equivalence of triangle meshes. *ACM Trans. Graph.*, 27(3):1–11, August 2008.
- [104] Jian-Ping Su, Xiao-Ming Fu, and Ligang Liu. Practical foldover-free volumetric mapping construction. *Computer Graphics Forum*, 38(7):287–297, 2019.
- [105] Jian-Ping Su, Chunyang Ye, Ligang Liu, and Xiao-Ming Fu. Efficient bijective parameterizations. *ACM Trans. Graph.*, 39(4), July 2020.
- [106] The Stanford 3D Scanning Repository. Bunny and armadillo meshes. <http://graphics.stanford.edu/data/3Dscanrep/>, 2020.
- [107] Toawi. Bread – robinson crusoe mesh. via thingiverse <https://www.thingiverse.com/thing:4414133>, 2020.

- [108] W. T. Tutte. How to draw a graph. *Proc. London Math. Soc.*, s3-13(1):743–767, 1963.
- [109] Sharan Vaswani, Aaron Mishkin, Issam Laradji, Mark Schmidt, Gauthier Gidel, and Simon Lacoste-Julien. Painless stochastic gradient: Interpolation, line-search, and convergence rates. In H. Wallach, H. Larochelle, A. Beygelzimer, F. d’Alché Buc, E. Fox, and R. Garnett, editors, *Advances in Neural Information Processing Systems*, volume 32, 2019.
- [110] Junxiang Wang and Liang Zhao. Nonconvex generalization of alternating direction method of multipliers for nonlinear equality constrained problems. *Results in Control and Optimization*, 2:100009, 2021.
- [111] Yu Wang, Yin Wotai, and Jinshan Zheng. Global convergence of admm in nonconvex nonsmooth optimization. *J. Sci. Comput.*, 78:29–63, 2019.
- [112] Ofir Weber and Denis Zorin. Locally injective parametrization with arbitrary fixed boundaries. *ACM Trans. Graph.*, 33(4), July 2014.
- [113] Zheng Xu, Mario A. T. Figueiredo, Xiaoming Yuan, Christoph Studer, and Tom Goldstein. Adaptive relaxed admm: Convergence theory and practical implementation. In *Proceedings of the IEEE Conference on Computer Vision and Pattern Recognition (CVPR)*, pages 7389–7398, 2017.
- [114] YahooJAPAN. Monkey mesh. via thingiverse <https://www.thingiverse.com/thing:182232>, 2013.
- [115] Lei Yang, Ting Kei Pong, and Xiaojun Chen. Alternating direction method of multipliers for a class of nonconvex and nonsmooth problems with applications to background/foreground extraction. *SIAM J. Imaging Sci.*, 10(1):74–110, 2017.
- [116] Mei-Heng Yueh, Tiexiang Li, Wen-Wei Lin, and Shing-Tung Yau. A novel algorithm for volume-preserving parameterizations of 3-manifolds. *SIAM J. Imaging Sci.*, 12(2):1071–1098, 2019.
- [117] Jie Zhang, Yuping Duan, Yue Lu, Michael K. Ng, and Huibin Chang. Bilinear constraint based admm for mixed poisson-gaussian noise removal. *Inverse Problems & Imaging*, 15(2):339–366, 2021.
- [118] Junyu Zhang, Shiqian Ma, and Shuzhong Zhang. Primal-dual optimization algorithms over riemannian manifolds: an iteration complexity analysis. *Math. Program.*, 184:445–490, 2020.
- [119] Juyong Zhang, Yue Peng, Wenqing Ouyang, and Bailin Deng. Accelerating admm for efficient simulation and optimization, 2019.
- [120] Tao Zhang and Zhengwei Shen. A fundamental proof of convergence of alternating direction method of multipliers for weakly convex optimization. *Journal of Inequalities and Applications*, 2019(1):1–21, 2019.
- [121] Yufeng Zhu, Robert Bridson, and Danny M. Kaufman. Blended cured quasi-newton for distortion optimization. *ACM Trans. Graph.*, 37(4), July 2018.

1. Supplemental: Implementation Details. This appendix contains details needed to implement our splitting method. For this supplemental material, ε_m is the machine epsilon of the chosen floating point type.

1.1. Computing the Jacobian Map. For triangle and tetrahedral meshes we compute the Jacobian of the map from \mathbf{V} to \mathbf{W} using the gradient operator for piecewise linear Langrangian finite elements. The gradient vector of the k -th coordinate function of \mathbf{W} with respect to the source mesh \mathbf{V} on the triangle/tetrahedron j corresponds to the k -th column of the Jacobian matrix on the element j . For more background on interpreting the Jacobian as a finite element gradient, see [81].

On surfaces, where we need to compute a map from \mathbb{R}^3 to \mathbb{R}^2 , we use the intrinsic gradient matrix, to get Jacobians in $\mathbb{R}^{2 \times 2}$ [49, `grad_intrinsic.h`]. For volumes, where we are computing a map from \mathbb{R}^3 to \mathbb{R}^3 , we use the standard coordinate-aligned gradient matrix [49, `grad.h`].

1.2. Solving the Optimization in \mathbf{P} . To perform the optimization step in \mathbf{P} , we need to solve (4.9). This section explains our approach to solving equations of the form

$$(1.1) \quad w \nabla f(P) + \mu P = \mu Q$$

for $P \in \mathcal{S}_+^d$, where Q is a symmetric matrix.

1.2.1. Symmetric Gradient Energy. For $f = f_G$, $\nabla f(P) = P - P^{-1}$. Thus (1.1) becomes

$$(1.2) \quad (w + \mu)P^2 - \mu QP - wI = 0,$$

where I is the identity matrix. (1.2) is a quadratic equation in P and has a single symmetric positive definite solution, which can be obtained using the regular quadratic formula:

$$(1.3) \quad P = \frac{1}{2(w + \mu)} \left(\mu Q + \sqrt{\mu^2 Q^2 + 4w(w + \mu)I} \right).$$

We compute the matrix square root for $d = 2, 3$ using [31]. If we determine that this method can not be used reliably because of floating point issues (the discriminant, as of [31], is smaller than $\sqrt{\varepsilon_m}$), we perform an eigendecomposition and compute the square root of all eigenvalues instead. If we determine Q to be very small ($\|Q\|^2 < \sqrt{\varepsilon_m}$), we employ a Taylor approximation of (1.3) in Q .

1.2.2. Symmetric Dirichlet Energy. For $f = f_D$, $\nabla f(P) = P - P^{-3}$. Thus (1.1) becomes

$$(1.4) \quad (w + \mu)P^4 - \mu QP^3 - wI = 0,$$

where I is the identity matrix. (1.4) is a quartic equation, for which we know there is a unique symmetric positive definite solution, as f is convex. We solve this quartic equation by applying eigendecomposition, transforming the problem into d scalar problems in the eigenvalues, and using the explicit quartic root finding method [52] to find the unique positive solution to the scalar quartic equation. If, due to floating point issues, the quartic solver fails to find a result that is within a specified tolerance, we improve the solver's result using Newton root finding.

For both energies, if the determinant or trace of P are smaller than $\sqrt{\varepsilon_m}$, we explicitly ensure that its eigenvalues are at least $\sqrt{\varepsilon_m}$.

1.3. Solving the Optimization in \mathbf{U} . To perform the optimization step in \mathbf{U} , we need to solve the Procrustes problem (4.7).

1.3.1. $d = 2$. In two dimensions, we employ our own simple Procrustes solver. Our goal is to find

$$(1.5) \quad \varphi = \underset{\varphi}{\operatorname{argmin}} \|U(\varphi) - Q\|^2 = \underset{\varphi}{\operatorname{argmin}} (-U(\varphi) \cdot Q),$$

where $U(\varphi) := \begin{pmatrix} \cos \varphi & -\sin \varphi \\ \sin \varphi & \cos \varphi \end{pmatrix}$,

given an arbitrary $Q \in \mathbb{R}^{2 \times 2}$. The objective function from (1.5) will attain its minimum at a critical point of its objective function, which is a root of a simple trigonometric equation that can be solved using the `atan2` function. The second derivative of the objective function is then used to pick out the minimum among the critical points.

In practice, we store the rotations in \mathbf{U} as the real and imaginary parts of a complex number, so that `atan2` does not need to be computed using any trigonometric functions: we can simply employ a square root.

1.3.2. $d = 3$. In three dimensions, we use a standard implementation [49, `polar_svd.h`], which computes a singular value decomposition to solve the Procrustes problem.