

# Exponential-Size Neighborhoods for the Pickup-and-Delivery Traveling Salesman Problem

Toni Pacheco

Departamento de Informática, Pontifícia Universidade Católica do Rio de Janeiro,  
tpacheco@inf.puc-rio.br

Rafael Martinelli

Departamento de Engenharia Industrial, Pontifícia Universidade Católica do Rio de Janeiro,  
martinelli@puc-rio.br

Anand Subramanian

Departamento de Sistemas de Computação, Centro de Informática, Universidade Federal da Paraíba,  
anand@ci.ufpb.br

Túlio A. M. Toffolo

Department of Computing, Federal University of Ouro Preto,  
tulio@toffolo.com.br

Thibaut Vidal

CIRRELT & SCALE-AI Chair in Data-Driven Supply Chains,  
Département de Mathématiques et de Génie Industriel, École Polytechnique de Montréal,  
Departamento de Informática, Pontifícia Universidade Católica do Rio de Janeiro,  
thibaut.vidal@cirrelt.ca

Neighborhood search is a cornerstone of state-of-the-art traveling salesman and vehicle routing metaheuristics. While neighborhood exploration procedures are well developed for problems with individual services, their counterparts for one-to-one pickup-and-delivery problems have been more scarcely studied. A direct extension of classic neighborhoods is often inefficient or complex due to the necessity of jointly considering service pairs. To circumvent these issues, we introduce major improvements to existing neighborhood searches for the pickup-and-delivery traveling salesman problem and new large neighborhoods. We show that the classical RELOCATE-PAIR neighborhood can be fully explored in  $\mathcal{O}(n^2)$  instead of  $\mathcal{O}(n^3)$  time. We adapt the 4-OPT and BALAS-SIMONETTI neighborhoods to consider precedence constraints. Moreover, we introduce an exponential-size neighborhood called 2k-OPT, which includes all solutions generated by multiple nested 2-OPTS and can be searched in  $\mathcal{O}(n^2)$  time using dynamic programming. We conduct extensive computational experiments, highlighting the significant contribution of these new neighborhoods and speed-up strategies within two classical metaheuristics. Notably, our approach permits to repeatedly solve small pickup-and-delivery problem instances to optimality or near-optimality within milliseconds, and therefore it represents a valuable tool for time-critical applications such as meal delivery or mobility on demand.

*Key words:* Local search, Large neighborhood search, Dynamic programming, Computational complexity, Pickup-and-delivery problem

---

## 1. Introduction

Neighborhood search holds a central place in all modern metaheuristics for routing problems (Applegate et al. 2006, Vidal et al. 2013, Laporte et al. 2014), to such an extent that all current

state-of-the-art metaheuristics (e.g., Nagata and Kobayashi 2013, Vidal et al. 2014, Subramanian et al. 2013, Christiaens and Vanden Berghe 2020) rely on efficient local or large neighborhood search algorithms for achieving high quality solutions. One general thumb rule for success in local-search based metaheuristics is to search *large and fast*. Indeed, larger neighborhoods generally permit further solution refinements, whereas faster exploration techniques permit more restarts (i.e., from initial solutions generated by crossover or perturbation) to diversify the search. Finding a good compromise between neighborhood size and exploration effort is a challenging task, which often involves experimenting with various neighborhoods, pruning rules, and speed-up techniques.

Traveling salesman and vehicle routing problem variants are typically classified in accordance to their service types (Vidal et al. 2020). In one-to-many-to-one (1-M-1) problems (including one-to-many 1-M and many-to-one M-1 as a special case), each service originates or returns to the depot. Effective local searches in that setting are based on simple exchanges or relocations of customer visits or replacements of arcs. Many neighborhoods for these problems (such as 2-OPT, SWAP and RELOCATE) contain  $\mathcal{O}(n^2)$  solutions in their classical form before any other neighborhood restriction. In contrast, in one-to-one pickup-and-delivery problems, every pickup service is paired with its associated delivery, and moves often need joint optimizations of *visit pairs* to remain feasible, leading to neighborhoods which are one order of magnitude more complex (e.g., containing  $\mathcal{O}(n^3)$  solutions) and whose complete exploration can be challenging for large-scale instances.

In this article, we introduce new neighborhood searches for one-to-one pickup-and-delivery problems. More precisely, we focus on the pickup-and-delivery traveling salesman problem (PDTSP), which is the canonical problem in this family, and make the following contributions:

- We design an efficient evaluation strategy which permits to explore the RELOCATE PAIR neighborhood in  $\mathcal{O}(n^2)$  instead of  $\mathcal{O}(n^3)$  time.
- We introduce a neighborhood of exponential size called 2k-OPT. This neighborhood contains all solutions formed with *nested* 2-OPTS and can be explored in  $\mathcal{O}(n^2)$  time. This neighborhood overcomes the natural tendency of 2-OPT to create infeasible solutions due to route reversals and precedence constraints in pickup-and-delivery problems.
- We adapt the restricted 4-OPT neighborhood of Glover (1996) and the neighborhood of Balas and Simonetti (2001) to the PDTSP.
- We integrate all these neighborhoods within a sophisticated local search and evolutionary metaheuristic: the hybrid genetic search (HGS) of Vidal et al. (2012, 2014). As visible in our computational experiments on the PDTSP, the proposed solution approach performs remarkably well on the 163 classical instances from Renaud et al. (2000) and Dumitrescu et al. (2010), identifying better or equal solutions than all previous algorithms in all cases. We also conduct sensitivity analyses on the individual contributions of each neighborhood. Based on

these experiments, the efficient RELOCATE PAIR, the OR-OPT and the adapted 4-OPT are highlighted as the most important search operators for this problem.

## 2. Related Literature

**Neighborhood search.** Let  $X$  be the set of all feasible solutions of a given optimization problem. Formally, a neighborhood is a mapping  $N : X \rightarrow 2^X$  associating to each solution  $x$  a set of neighbors  $N(x) \subseteq X$ . Most vehicle routing neighborhoods are built on the definition of a *move* operator (e.g., a RELOCATE, which consists in changing the position of a service in the routing plan) and contain all solutions reachable from  $X$  by a single move. Based on this definition, a local-search procedure iteratively explores the neighborhood of an incumbent solution to find an improved one, replaces the incumbent solution with this solution, and repeats this process until no further improvement exists. The final solution is called a local optimum.

Local searches for 1-M-1 problems typically rely on  $k$ -OPT, RELOCATE and SWAP moves and some of their extensions. A  $k$ -OPT move consists of replacing up to  $k$  arcs in the solution. RELOCATE consists of moving a customer visit to another position, whereas SWAP exchanges the positions of two customer visits. There are  $\mathcal{O}(k!n^k)$  possible  $k$ -OPT and  $\mathcal{O}(n^2)$  possible RELOCATE and SWAP moves. In contrast, 1-1 pickup-and-delivery problems involve paired services. Neighborhood searches are more complex in this setting since the locations of the pickups and of their corresponding deliveries need to be jointly optimized. Single-visit RELOCATE moves, for example, often generate infeasible solutions violating precedence or capacity constraints. As a consequence, it is common to explore the RELOCATE-PAIR neighborhood, which consists of jointly relocating a pickup and its associated delivery. However, an enumerative exploration of this neighborhood takes  $\mathcal{O}(n^3)$  time.

Various speed-up techniques can be used to improve neighborhood search. The well-known Lin and Kernighan (1973) algorithm and its implementation by Helsgaun (2000, 2009) combines filtering mechanisms and bounds to perform an effective search of  $k$ -OPT of order up to  $k = 5$  for the traveling salesman problem. Other simple neighborhood restriction strategies consist in restricting the moves to “close” locations (Johnson and Mcgeoch 1997, Toth and Vigo 2003). In a different fashion, Taillard and Helsgaun (2019) firstly generate a pool of initial solutions and restrict the subsequent search to the edges belonging at least to one of these initial solutions. Efficient search strategies and spatial data structures may also be exploited to achieve significant speedups (Bentley 1992, Glover 1996, De Berg et al. 2020, Lancia and Dalpasso 2019).

Some families of neighborhoods qualified as *very large* contain an exponential number of solutions but can be efficiently searched (Ahuja et al. 2002). This is often done by exploiting combinatorial subproblems, e.g., shortest paths, assignment or network flows (De Franceschi et al. 2006, Hintsch and Irnich 2018, Vidal 2017, Capua et al. 2018) and dynamic programming

techniques (Deineko and Woeginger 2000, Balas and Simonetti 2001, Congram et al. 2002). Balas and Simonetti (2001) exploit the availability of a linear-time dynamic programming algorithm for a restricted variant of the traveling salesman problem (TSP) to design a very large neighborhood. Given an incumbent solution represented as a permutation  $\sigma$  and a fixed value  $k$ , this neighborhood contains all permutations  $\pi$  of  $\sigma$  such that  $\pi$  fulfills  $\pi(1) = 1$  and  $\pi(i) \leq \pi(j)$  for all  $i, j \in \{1, \dots, n\}$  such that  $\sigma(i) + k \leq \sigma(j)$ . In other words, if  $j$  is located at least  $k$  positions after  $i$  in the original permutation  $\sigma$ , then  $j$  must appear after  $i$  in permutation  $\pi$ . This neighborhood was later exploited for several variants of vehicle routing and arc routing problems (Irnich 2008, Vidal 2017, Gschwind and Drexel 2019, Toffolo et al. 2019). Finally, ejection chain neighborhoods consist of exploring chained customer relocations. Some exponential-size neighborhoods of this class can be reduced to the search of a negative-cost cycle or path in an auxiliary graph (Glover and Rego 2006, Vidal 2017). It is also noteworthy that efficient search procedures for exponential-size neighborhoods exist for the TSP, but that they are theoretically impossible for other problems such as the quadratic assignment problem unless  $P=NP$  (see Deineko and Woeginger 2000).

**The pickup-and-delivery TSP.** The PDTSP is the canonical form of a single-vehicle one-to-one pickup-and-delivery problem. This problem is highly relevant in robotics, production and cutting as well as transportation logistics. It has become the focus of renewed research due to its direct applications to mobility-on-demand and meal-delivery services (see, e.g., O’Neil 2018, Yildiz and Savelsbergh 2019). Formally, the PDTSP can be defined over a graph  $G = (V, E)$  in which the vertices  $V = 0 \cup P \cup D$  represent service locations and the edges in  $E$  indicate possible trips between locations. Let  $P = \{1, \dots, n\}$  and  $D = \{n + 1, \dots, 2n\}$  represent pickup and delivery vertices, respectively. There are  $n$  pickup-and-delivery requests  $(i, n + i)$  for  $i \in \{1, \dots, n\}$ , each one associated to a pickup location  $i \in P$  and a delivery location  $n + i \in D$ . Let  $N = 2n + 1$  be the number of visits in the problem. Vertex 0 represents an origin location, from which each vehicle should start and return. Finally, each edge  $(i, j) \in E$  is associated to a travel cost  $c_{ij}$ . The goal of the PDTSP is to find a tour of minimum total distance, starting and ending at 0, in such a way that each pickup and delivery location is visited once, and that each pickup precedes its corresponding delivery in the tour.

The PDTSP is formulated as a binary integer program in Equations (1) to (6). This model and notations originates from Ruland (1994) and Dumitrescu et al. (2010). The binary decision variable  $x_{ij}$  takes value 1 if and only if the vehicle travels on edge  $(i, j) \in E$ . For each subset of vertices

$S \subseteq V$ , we define the cut set  $\delta(S) = \{(i, j) \in E : i \in S, j \notin S \text{ or } i \notin S, j \in S\}$ . Moreover,  $\delta(i)$  is used instead of  $\delta(\{i\})$  for unit sets and  $x(E') = \sum_{(i,j) \in E'} x_{ij}$  for any subset  $E' \subseteq E$ .

$$\text{minimize} \quad \sum_{(i,j) \in E} c_{ij} x_{ij} \tag{1}$$

$$\text{subject to} \quad x_{0,2n+1} = 1 \tag{2}$$

$$x(\delta(i)) = 2 \quad \forall i \in V \tag{3}$$

$$x(\delta(S)) \geq 2 \quad \forall S \subseteq V, 3 \leq |S| \leq |V|/2 \tag{4}$$

$$x(\delta(S)) \geq 4 \quad \forall S \in \mathcal{U} \tag{5}$$

$$x_{ij} \in \{0, 1\} \quad \forall (i, j) \in E. \tag{6}$$

In this formulation,  $\mathcal{U}$  is the collection of all subsets  $S \subset V$  such that  $3 \leq |S| \leq |V| - 2$ ,  $0 \in S$ ,  $2n + 1 \notin S$ , and there exists  $i \in P$  such that  $i \notin S$  and  $n + i \in S$ . Objective (1) minimizes the total travel distance. Constraint (2) permits to model the solution as a flow circulation. Constraints (3) and (4) are the standard degree and subtour elimination constraints, respectively. Finally, Constraints (5) enforce every pickup location  $i \in P$  to be visited before its corresponding delivery location  $n + i$ .

Despite the availability of sophisticated integer programmings solvers, an exact solution of the PDTSP remains impractical beyond a few dozens of pickup-and-delivery requests (Dumitrescu et al. 2010). This is in stark contrast with the classical TSP, for which instances with thousands of nodes can be routinely solved to proven optimally (Applegate et al. 2009). As a consequence, metaheuristics remain the most suitable alternative to solve larger instances. Psaraftis (1983), Savelsbergh (1990) and Healy and Moll (1995) were among the first to study construction and local improvement heuristics for this problem. Renaud et al. (2000) introduced a construction and local search algorithm, which was later refined by adding seven different perturbation strategies to escape local optima in Renaud et al. (2002). Later on, Dumitrescu et al. (2010) used a large neighborhood search (LNS) to generate initial upper bounds for their branch-and-cut algorithm. Veenstra et al. (2017) designed another LNS with five different destruction operators to address the PDTSP and its generalization with handling costs. To our knowledge, this method is regarded as the current state-of-the-art for the PDTSP.

Finally, several PDTSP variants with side constraints have been introduced to accommodate diverse requirements of practical applications, e.g., time windows, capacity constraints, handling costs, and loading constraints. These variants are thoroughly surveyed in Parragh et al. (2008b,a). LIFO and FIFO loading constraints, in particular, have been the focus of several studies (Carrabs et al. 2007, Erdogan et al. 2009, Cordeau et al. 2012, Pollaris et al. 2015). From a methodological standpoint, LIFO or FIFO can restrict the number of feasible solutions, but also enhance

neighborhood searches as they uniquely determine a delivery position within the tour from its pickup position. Overall, despite decades of research, significant progress remains needed regarding efficient neighborhood exploration procedures for the unconstrained PDTSP.

### 3. Neighborhood Exploration Methodology

We propose to rely on six neighborhoods: RELOCATE PAIR, 2-OPT, OR-OPT,  $2k$ -OPT, 4-OPT, and BALAS-SIMONETTI. We divide these neighborhoods into two groups according to the way they operate. The first group contains the first three neighborhoods. A common characteristic of these neighborhoods is that it is possible to decompose their exploration, e.g., per pickup-and-delivery pair. Therefore, improving moves can be applied as soon as they are detected. These three neighborhoods are well known, yet we propose a new exploration strategy for RELOCATE PAIR which takes  $\mathcal{O}(n^2)$  instead of  $\mathcal{O}(n^3)$  time. The second group contains the last three neighborhoods, with exploration procedures based on dynamic programming (DP). A complete DP is typically needed to identify the best move. These neighborhoods are either new ( $2k$ -OPT), or adaptations of TSP neighborhoods (4-OPT and BALAS-SIMONETTI). The  $2k$ -OPT neighborhood consists of combining nested 2-OPT nested moves in  $\mathcal{O}(n^2)$  operations, while the adaptations of 4-OPT and BALAS-SIMONETTI neighborhoods allow to evaluate a large set of feasible PDTSP moves in  $\mathcal{O}(n^2)$  and  $\mathcal{O}(k^2 2^{k-2} n)$  time, respectively.

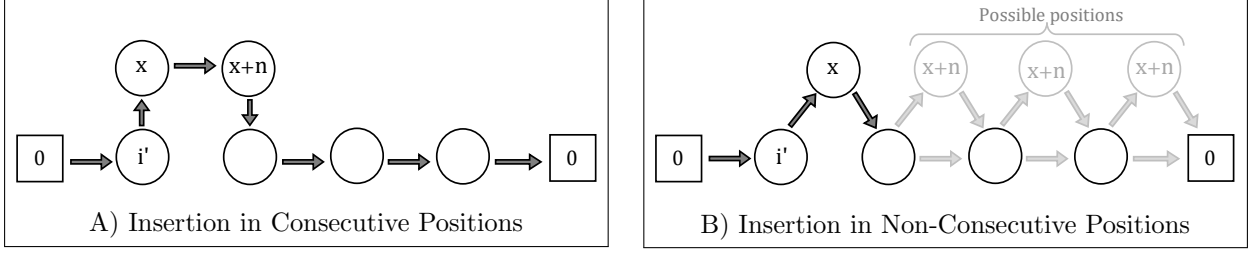
All these neighborhoods are restricted to feasible solutions satisfying the precedence constraints between pickups and deliveries. We describe each neighborhood search algorithm in a dedicated subsection. Each search procedure is applied on a feasible incumbent solution  $\sigma$ , represented as a visit sequence  $\sigma$  such that  $\sigma(0) = \sigma(2n + 1) = 0$  and  $\sigma(i) \in \{1, \dots, 2n\}$  for all  $i \in \{1, \dots, 2n\}$ . In this text, we will also refer to  $\sigma_{[i,j]}$  as the subsequence of consecutive visits  $(\sigma(i), \dots, \sigma(j))$ .

#### 3.1. Relocate Pair Neighborhood

The RELOCATE PAIR neighborhood is defined by a *move* operation which consists in relocating a pickup and delivery pair  $(x, x + n)$  from its current positions  $i$  and  $j$  to new positions  $i'$  and  $j'$  such that  $i' < j'$ . Our search procedure iterates over the  $n$  pickup and delivery pairs  $(x, n + x)$  in random order. For each such pair, it firstly calculates in  $\mathcal{O}(1)$  operations the removal cost:

$$\Delta_{\text{REM}} = \begin{cases} c_{\sigma(i-1), \sigma(j+1)} - c_{\sigma(i-1), \sigma(i)} - c_{\sigma(i), \sigma(j)} - c_{\sigma(j), \sigma(j+1)} & \text{if } j = i + 1 \\ c_{\sigma(i-1), \sigma(i+1)} - c_{\sigma(i-1), \sigma(i)} - c_{\sigma(i), \sigma(i+1)} + c_{\sigma(j-1), \sigma(j+1)} - c_{\sigma(j-1), \sigma(j)} - c_{\sigma(j), \sigma(j+1)} & \text{otherwise.} \end{cases} \quad (7)$$

Then, it searches for the best insertion positions  $i'$  and  $j'$  within the route  $\pi$  after removal (such that  $\pi(0) = \pi(2n - 1) = 0$ , and  $\pi(i)$  for  $i \in \{1, \dots, 2n - 2\}$  represent customer visits). As illustrated in Figure 1, two possibilities need to be considered.



**Figure 1** Illustration of the Relocate Pair neighborhood

**Case A).** The best insertion cost in **consecutive** positions  $\Delta_{\text{ADD}}^{\text{C}}$  can be found in  $\mathcal{O}(n)$  time by simple inspection, using the following equation:

$$\Delta_{\text{ADD}}^{\text{C}} = \min_{i' \in \{0, \dots, 2n-2\}} \{c_{\pi(i'), x} + c_{x, n+x} + c_{n+x, \pi(i'+1)} - c_{\pi(i'), \pi(i'+1)}\}. \quad (8)$$

**Case B).** The best insertion cost in **non-consecutive** positions  $\Delta_{\text{ADD}}^{\text{NC}}$  is calculated as:

$$\Delta_{\text{ADD}}^{\text{NC}} = \min_{i' \in \{0, \dots, 2n-3\}} \left\{ c_{\pi(i'), x} + c_{x, \pi(i'+1)} - c_{\pi(i'), \pi(i'+1)} + \min_{j' \in \{i'+1, \dots, 2n-2\}} \{c_{\pi(j'), n+x} + c_{n+x, \pi(j'+1)} - c_{\pi(j'), \pi(j'+1)}\} \right\}. \quad (9)$$

A direct application of this equation takes  $\mathcal{O}(n^2)$  time *for each pair*  $(x, x+n)$ , leading to a complete neighborhood evaluation in  $\mathcal{O}(n^3)$  time. To avoid this high computational effort, we observe that:

$$\Delta_{\text{ADD}}^{\text{NC}} = \min_{i'} \{\Delta(i') + \Phi(i')\}, \text{ with } \begin{cases} \Delta(i') = c_{\pi(i'), x} + c_{x, \pi(i'+1)} - c_{\pi(i'), \pi(i'+1)} \\ \Phi(i') = \min_{j' \in \{i'+1, \dots, 2n-2\}} \{c_{\pi(j'), n+x} + c_{n+x, \pi(j'+1)} - c_{\pi(j'), \pi(j'+1)}\}, \end{cases} \quad (10)$$

and that all the values  $\Phi(i')$  can be calculated by backward recursion, in  $\mathcal{O}(n)$  time overall:

$$\Phi(i') = \begin{cases} c_{\pi(2n-2), n+x} + c_{n+x, 0} - c_{\pi(2n-2), 0} & \text{if } i' = 2n-3 \\ \min\{\Phi(i'+1), c_{\pi(i'+1), n+x} + c_{n+x, \pi(i'+2)} - c_{\pi(i'+1), \pi(i'+2)}\} & \text{otherwise.} \end{cases} \quad (11)$$

As a consequence  $\Delta_{\text{ADD}}^{\text{C}}$  and  $\Delta_{\text{ADD}}^{\text{NC}}$  are calculated in  $\mathcal{O}(n)$  time. The best RELOCATE PAIR move for the pickup and delivery pair  $(x, x+n)$  has a cost of  $\Delta = \Delta_{\text{REM}} + \min\{\Delta_{\text{ADD}}^{\text{C}}, \Delta_{\text{ADD}}^{\text{NC}}\}$  and is applied if  $\Delta < 0$ . Overall, running this search procedure for all pickup and delivery pairs requires  $\mathcal{O}(n \times n) = \mathcal{O}(n^2)$  time and  $\mathcal{O}(n)$  space.

### 3.2. 2-Opt Neighborhood

The 2-OPT neighborhood is defined by a move which replaces two edges with two new ones. Given the current solution  $\sigma$  and two positions  $i$  and  $j$  such that  $i+2 < j$ , a 2-OPT move on these positions reverses the visit sequence  $\sigma_{[i+1, j-1]}$  and replaces arcs  $(\sigma(i), \sigma(i+1))$  and  $(\sigma(j-1), \sigma(j))$  by arcs  $(\sigma(i), \sigma(j-1))$  and  $(\sigma(i+1), \sigma(j))$ . This leads to a solution improvement when the following cost difference is negative:

$$\Delta_{2\text{OPT}}(i, j) = c_{\sigma(i), \sigma(j-1)} + c_{\sigma(i+1), \sigma(j)} - c_{\sigma(i), \sigma(i+1)} - c_{\sigma(j-1), \sigma(j)}. \quad (12)$$

Evaluating all 2-OPTS takes  $\mathcal{O}(n^2)$  time. However, since any 2-OPT for positions  $i$  and  $j$  reverses the visit sequence  $\sigma_{[i+1,j-1]}$ , it leads to an infeasible solution whenever there exists a pickup and its associated delivery within the subsequence. These infeasible cases can be efficiently filtered out during the search when iterating over  $i$  and  $j$ , by stopping the inner loop whenever position  $j$  corresponds to a delivery and the associated pickup belongs to  $\sigma_{[i+1,j-1]}$ .

### 3.3. Or-Opt Neighborhood

Each OR-OPT move (Or 1976) consists in relocating a sequence of visits  $\sigma_{[i,j]}$  at a different position  $k$ . There are  $\mathcal{O}(n^3)$  such moves. Since each OR-OPT move breaks three edges at most, OR-OPT is effectively a subset of 3-OPT.

To cut down the computational complexity of neighborhood exploration, we opt to restrict this neighborhood to sequences  $\sigma_{[i,j]}$  no longer than a constant  $k_{\text{OR}}$ , and we allow joint sequence relocations and reversals. This restriction is meaningful since relocations of long sequences tend to be frequently infeasible. Moreover, with this limitation, the evaluation of all moves can be done by simple enumeration in  $\mathcal{O}(k_{\text{OR}}n^2)$  time.

### 3.4. 2k-Opt Neighborhood

The 2-OPT neighborhood is widely used for the classical TSP, but its efficiency for the PDTSP is drastically limited since it reverses a visit sequence and therefore often violates precedence constraints. For example, Figure 2 represents a fragment of solution (route). In this fragment, all pickups (respectively, deliveries) are paired with deliveries (respectively, pickups) located outside of the sequence, except for one pickup-and-delivery pair denoted as  $x$  and  $x+n$ . Assuming that distances are Euclidean, the two crossings induced by the current solution visibly lead to extra distance. Moreover, there exists two 2-OPT moves capable of uncrossing the solution, but each of these moves, in isolation, would reverse the order of  $x$  and  $x+n$  and render the solution infeasible due to precedence constraints. Obviously, the solution, in such a case, is to perform both 2-OPT moves simultaneously. As seen in the following, this is a special case of the 2K-OPT neighborhood, and we propose dynamic programming algorithms to search this neighborhood efficiently.

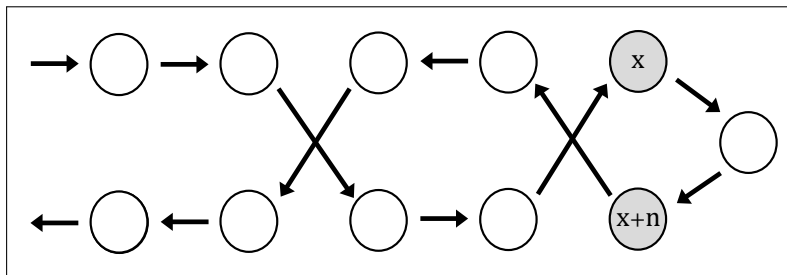


Figure 2 Example of a setting in which a 2k-Opt move is essential to improve distance.



We will demonstrate that the best 2k-OPT move can be found by dynamic programming in  $\mathcal{O}(n^2)$  operations. For any pair of indices  $(i, j)$  such that  $1 \leq i \leq j \leq 2n$ , let  $F(i, j)$  be the cost of the best combination of 2-OPT in the visit sequence  $\sigma_{[i,j]}$ . In a similar fashion, let  $R(i, j)$  be the cost of the best combination of 2-OPT within the reversed sequence  $\pi_{[i,j]} = (\sigma(j) \dots, \sigma(i))$ . Evaluating  $F(i, j)$  can be done by induction, selecting the best out of three cases:

- 1) Searching for the best 2-OPT combination in  $\sigma_{[i+1,j]}$ ;
- 2) Searching for the best 2-OPT combination in  $\sigma_{[i,j-1]}$ ;
- 3) Applying 2-OPT( $i, j$ ) and searching for additional moves in the reversed sequence  $\pi_{[i+1,j-1]}$ .

This policy can be represented by the following equations, in which  $\Delta_{2\text{OPT}}(i, j)$  represents the cost of a 2-OPT between  $i$  and  $j$  as defined in Equation (12).

$$F(i, j) = \begin{cases} 0, & \text{if } j \leq i + 1 \\ \min \left\{ \begin{array}{l} F(i + 1, j), \\ F(i, j - 1), \\ \Delta_{2\text{OPT}}(i, j) + R(i + 1, j - 1) \end{array} \right\}, & \text{otherwise} \end{cases} \quad (13)$$

In a similar fashion, the best policy for  $R(i, j)$  can be calculated as:

$$R(i, j) = \begin{cases} \infty, & \text{if } \sigma(i) + n \in \sigma_{[i+1,j]} \text{ or } \sigma(j) - n \in \sigma_{[i,j-1]} \\ 0, & \text{if } j = i \\ 0, & \text{if } j = i + 1 \text{ and } \sigma(j) \neq n + \sigma(i) \\ \infty, & \text{if } j = i + 1 \text{ and } \sigma(j) = n + \sigma(i) \\ \min \left\{ \begin{array}{l} R(i + 1, j), \\ R(i, j - 1), \\ \Delta_{2\text{OPT}}(i, j) + F(i + 1, j - 1) \end{array} \right\}, & \text{otherwise.} \end{cases} \quad (14)$$

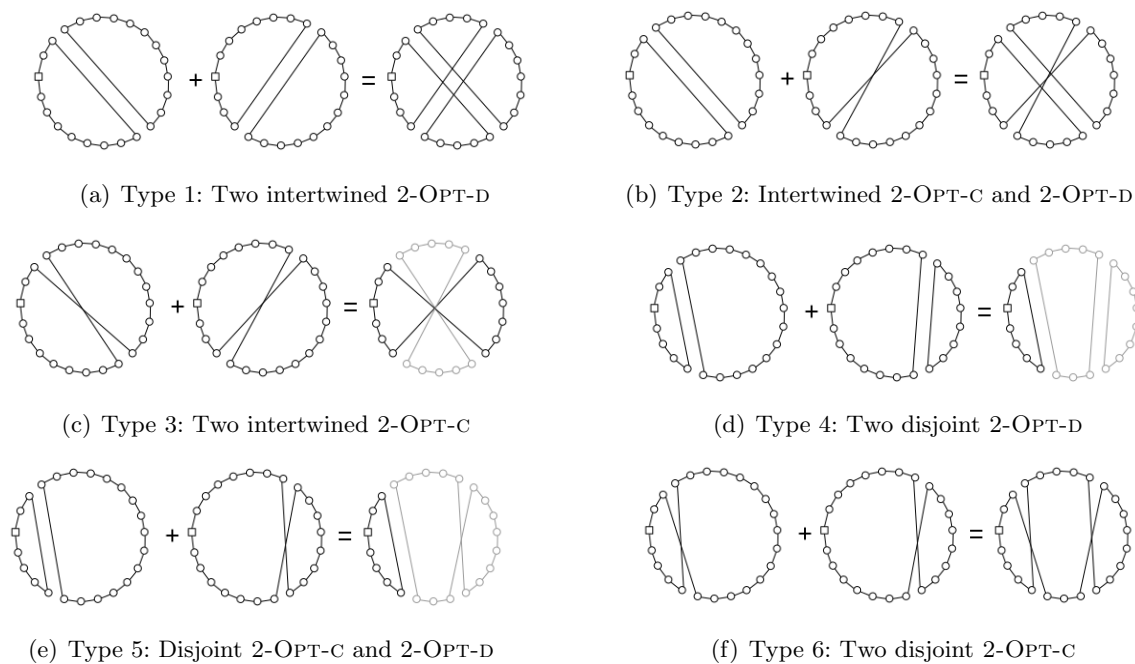
In this recursion, the first statement eliminates cases in which the node  $\sigma(i)$  is paired with a delivery in  $\sigma_{[i+1,j]}$ , or in which  $\sigma(j)$  is paired with a pickup in  $\sigma_{[i,j-1]}$ . Indeed, regardless of the internal 2-OPT choices,  $\sigma(j)$  and  $\sigma(i)$  are guaranteed to be respectively the first and the last visited. The next three statements cover the cases of sequences containing one or two visits, and the final statement performs the recursive calls in a similar fashion as Equation (13).

The number of possible states of  $F(i, j)$  and  $R(i, j)$  is in  $\mathcal{O}(n^2)$  and the evaluation of the best cost for each state is done in constant time through Equations (13–14). Overall, a direct application of these equations gives an algorithm to find the best 2k-OPT move in  $\mathcal{O}(n^2)$  time and space.

### 3.5. 4-Opt Neighborhood

Moves of a higher order such as 4-OPT have the potential to lead to structurally different solutions that are not attainable with simpler moves. However, a complete exploration of this neighborhood is prohibitively long. Some previous works have opted to explore only a small fraction of this neighborhood. Renaud et al. (2000, 2002), for example, explored a subset of  $\mathcal{O}(n^2)$  moves.

We take a fairly different approach to explore this neighborhood, and instead rely on an extension of the search strategy of Glover (1996) originally designed for the TSP. As discussed in this section, this allows exploring a subset of the 4-OPT neighborhood with up to  $\Theta(n^4)$  moves in  $\mathcal{O}(n^2)$  time. This search strategy can be described as a search for an improving alternating cycle in an auxiliary graph. Here we will adopt a direct presentation in a recursive form. We focus on the 4-OPT moves that are obtained as a combination of a pair of *connecting* or *disconnecting* 2-OPT moves, referred as 2-OPT-C and 2-OPT-D throughout this section. As listed in Figure 3, six possible configurations exist.



**Figure 3** 4-Opt moves obtained as a combination of 2-Opt-c and 2-Opt-d.

Only three of these configurations (Types 1, 2, and 6) produce connected solutions:

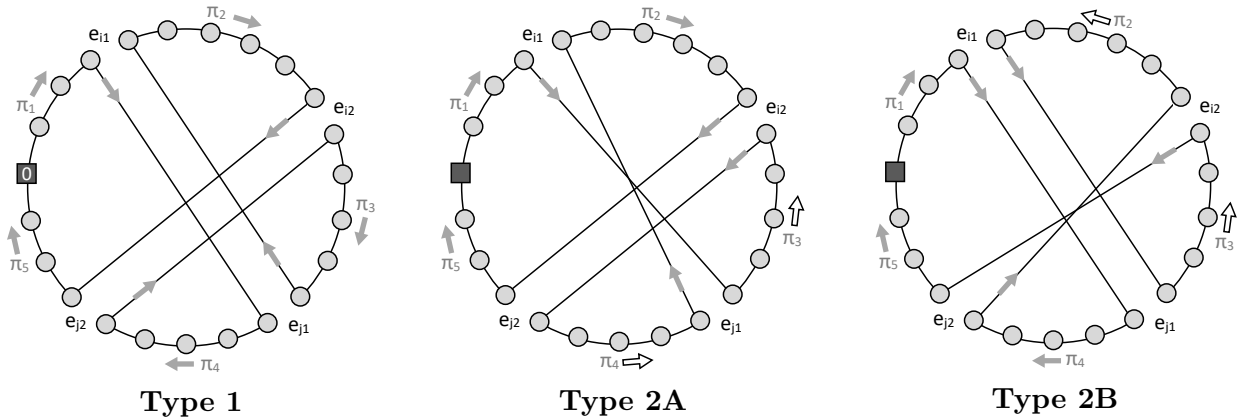
- Type-1 moves are obtained by intertwining two 2-OPT-D moves. Such moves are commonly used as a perturbation operator and called “double bridge” in the TSP and vehicle routing literature (Subramanian et al. 2013).

- Type-2 moves are obtained by intertwining a 2-OPT-C move with a 2-OPT-D move. This type will be divided into two cases (Types 2A and 2B) depending on whether 2-OPT-D is applied first or second. Some visit sequences are reversed when applying this move.
- Type-6 moves consist of two disjoint 2-OPT-C moves, and represent a special case of the 2K-OPT neighborhood described in Section 3.4. For this reason, we focus exclusively on Type-1 and Type-2 moves.

Each 4-OPT of a given type is characterized by four indices  $0 \leq i_1 < i_2 < j_1 < j_2 \leq 2n$  representing the removal of edges  $e_{i_1} = (\sigma(i_1), \sigma(i_1 + 1))$ ,  $e_{i_2} = (\sigma(i_2), \sigma(i_2 + 1))$ ,  $e_{j_1} = (\sigma(j_1), \sigma(j_1 + 1))$  and  $e_{j_2} = (\sigma(j_2), \sigma(j_2 + 1))$ . After removal, the incumbent solution  $\sigma$  is split into five visit sequences:  $\pi_1 = \sigma_{[0, i_1]}$ ,  $\pi_2 = \sigma_{[i_1 + 1, i_2]}$ ,  $\pi_3 = \sigma_{[i_2 + 1, j_1]}$ ,  $\pi_4 = \sigma_{[j_1 + 1, j_2]}$  and  $\pi_5 = \sigma_{[j_2 + 1, 2n]}$ . During reconstruction, the extremities of edge  $e_{i_1}$  are reconnected with those of edge  $e_{j_1}$ . There are two possible ways to proceed: 2-OPT-C( $i_1, j_1$ ) creates edges  $(\sigma(i_1), \sigma(j_1))$  and  $(\sigma(i_1 + 1), \sigma(j_1 + 1))$ , whereas 2-OPT-D( $i_1, j_1$ ) creates edges  $(\sigma(i_1), \sigma(j_1 + 1))$  and  $(\sigma(i_1 + 1), \sigma(j_1))$ . Likewise, the extremities of edges  $e_{i_2}$  and  $e_{j_2}$  can be reconnected in two possible ways. This leads to the following sequence orientations and routes for each move type (Figure 4):

- Type 1: 2-OPT-D( $i_1, j_1$ ) and 2-OPT-D( $i_2, j_2$ ), producing route  $\pi_1 \oplus \pi_4 \oplus \pi_3 \oplus \pi_2 \oplus \pi_5$ ;
- Type 2A: 2-OPT-C( $i_1, j_1$ ) and 2-OPT-D( $i_2, j_2$ ), producing route  $\pi_1 \oplus r(\pi_3) \oplus r(\pi_4) \oplus \pi_2 \oplus \pi_5$ ;
- Type 2B: 2-OPT-D( $i_1, j_1$ ) and 2-OPT-C( $i_2, j_2$ ), producing route  $\pi_1 \oplus \pi_4 \oplus r(\pi_2) \oplus r(\pi_3) \oplus \pi_5$ ;

where  $r()$  represents the reversal of a sequence and  $\oplus$  is the operation of concatenation of two sequences.



**Figure 4** Different reconstructions and sequence orders corresponding to different types of 4-opt moves

The cost of each 2-OPT-D and 2-OPT-C move can be calculated as:

$$\Delta_{2\text{OPT}}^D(i, j) = c_{\sigma(i), \sigma(j+1)} + c_{\sigma(i+1), \sigma(j)} - c_{\sigma(i), \sigma(i+1)} - c_{\sigma(j), \sigma(j+1)}. \quad (15)$$

$$\Delta_{2\text{OPT}}^C(i, j) = c_{\sigma(i), \sigma(j)} + c_{\sigma(i+1), \sigma(j+1)} - c_{\sigma(i), \sigma(i+1)} - c_{\sigma(j), \sigma(j+1)}, \quad (16)$$

and the cost of the best 4-OPT move for each fixed edge pair  $i_2$  and  $j_2$  can be calculated as:

$$\Delta_{4\text{OPT}}^{\text{TYPE-1}}(i_2, j_2) = \Delta_{2\text{OPT}}^{\text{D}}(i_2, j_2) + \min_{i_1 \in \{0, \dots, i_2-1\}} \left\{ \min_{j_1 \in \{i_2+1, \dots, j_2-1\}} \{ \Delta_{2\text{OPT}}^{\text{D}}(i_1, j_1) \} \right\} \quad (17)$$

$$\Delta_{4\text{OPT}}^{\text{TYPE-2A}}(i_2, j_2) = \Delta_{2\text{OPT}}^{\text{C}}(i_2, j_2) + \min_{i_1 \in \{0, \dots, i_2-1\}} \left\{ \min_{j_1 \in \{i_2+1, \dots, j_2-1\}} \{ \Delta_{2\text{OPT}}^{\text{D}}(i_1, j_1) \} \right\} \quad (18)$$

$$\Delta_{4\text{OPT}}^{\text{TYPE-2B}}(i_2, j_2) = \Delta_{2\text{OPT}}^{\text{D}}(i_2, j_2) + \min_{i_1 \in \{0, \dots, i_2-1\}} \left\{ \min_{j_1 \in \{i_2+1, \dots, j_2-1\}} \{ \Delta_{2\text{OPT}}^{\text{C}}(i_1, j_1) \} \right\}. \quad (19)$$

The efficient evaluation of the best 4-OPT move for each fixed edge pair  $i_2$  and  $j_2$  depends on our capacity to efficiently evaluate the following quantities for  $X \in \{C, D\}$ :

$$\Phi^X[i_2, j_2] = \min_{i_1 \in \{0, \dots, i_2-1\}} \left\{ \min_{j_1 \in \{i_2+1, \dots, j_2-1\}} \Delta_{2\text{OPT}}^X(i_1, j_1) \right\}. \quad (20)$$

By reverting the order of the minimums, observe that:

$$\Phi^X[i_2, j_2] = \min_{j_1 \in \{i_2+1, \dots, j_2-1\}} \left\{ \min_{i_1 \in \{0, \dots, i_2-1\}} \Delta_{2\text{OPT}}^X(i_1, j_1) \right\} = \min_{j_1 \in \{i_2+1, \dots, j_2-1\}} \Phi_{\text{SUB}}^X[i_2, j_1], \quad (21)$$

$$\text{where } \Phi_{\text{SUB}}^X[i_2, j_1] = \min_{i_1 \in \{0, \dots, i_2-1\}} \Delta_{2\text{OPT}}^X(i_1, j_1). \quad (22)$$

Finally, observe that the  $\mathcal{O}(n^2)$  auxiliary variables  $\Phi_{\text{SUB}}^X$  and  $\Phi^X$  can be calculated in  $\mathcal{O}(n^2)$  time with the following recursions:

$$\Phi_{\text{SUB}}^X[i_2, j_1] = \begin{cases} \Delta_{2\text{OPT}}^X(0, j_1) & \text{if } i_2 = 1 \\ \min\{\Phi_{\text{SUB}}^X[i_2-1, j_1], \Delta_{2\text{OPT}}^X(i_2-1, j_1)\} & \text{otherwise.} \end{cases} \quad (23)$$

$$\Phi^X[i_2, j_2] = \begin{cases} \Phi_{\text{SUB}}^X[i_2, i_2+1] & \text{if } j_2 = i_2+2 \\ \min\{\Phi^X[i_2, j_2-1], \Phi_{\text{SUB}}^X[i_2, j_2-1]\} & \text{otherwise.} \end{cases} \quad (24)$$

Therefore, the values of these auxiliary variables can be preprocessed in  $\mathcal{O}(n^2)$  time. After doing this, each evaluation of Equation (20) takes constant time, leading to a neighborhood exploration in  $\mathcal{O}(n^2)$  time. The complete evaluation process is presented in Algorithm 1. For brevity, this pseudo-code only presents the calculation of the best-move cost, but the positions associated with the best move can be likewise recorded.

Finally, to satisfy precedence constraints between pickup-and-delivery pairs, we include a feasibility check (Line 17 of Algorithm 1) which evaluates whether the best-found move of Type-1, Type-2A and Type-2B for each given  $i_2$  and  $j_2$  is feasible. For each move type, the conditions listed in Table 1 are checked in  $\mathcal{O}(1)$  time, using auxiliary variables which can be preprocessed in  $\mathcal{O}(n^2)$  time prior to move evaluations, and which state, for each sequence  $\pi = \sigma_{[i, j]}$ , whether this sequence is reversible (in which case  $\text{REV}(\pi) = \text{TRUE}$ ) and which give the largest index  $\text{LAST}(\pi)$  of a pickup node that does not belong to  $\pi$  but whose associated delivery belongs to it.

```

1  $\Delta_{\text{BEST}} \leftarrow 0$ 
2 for  $j_1 \in \{2, \dots, 2n-1\}$  do
3   for  $i_2 \in \{1, \dots, j_1-1\}$  do
4     for  $X \in \{C, D\}$  do
5        $\Phi_{\text{SUB}}^X[i_2, j_1] \leftarrow \begin{cases} \Delta_{2\text{OPT}}^X(0, j_1) & \text{if } i_2 = 1 \\ \min\{\Phi_{\text{SUB}}^X[i_2-1, j_1], \Delta_{2\text{OPT}}^X(i_2-1, j_1)\} & \text{otherwise.} \end{cases}$ 
6     end
7   end
8 end
9 for  $i_2 \in \{1, \dots, 2n-2\}$  do
10  for  $j_2 \in \{i_2+2, \dots, 2n\}$  do
11    for  $X \in \{C, D\}$  do
12       $\Phi^X[i_2, j_2] \leftarrow \begin{cases} \Phi_{\text{SUB}}^X[i_2, i_2+1] & \text{if } j_2 = i_2+2 \\ \min\{\Phi^X[i_2, j_2-1], \Phi_{\text{SUB}}^X[i_2, j_2-1]\} & \text{otherwise.} \end{cases}$ 
13    end
14     $\Delta_{4\text{OPT}}^{\text{TYPE-1}}(i_2, j_2) \leftarrow \Delta_{2\text{OPT}}^D(i_2, j_2) + \Phi^D[i_2, j_2]$ 
15     $\Delta_{4\text{OPT}}^{\text{TYPE-2A}}(i_2, j_2) \leftarrow \Delta_{2\text{OPT}}^C(i_2, j_2) + \Phi^D[i_2, j_2]$ 
16     $\Delta_{4\text{OPT}}^{\text{TYPE-2B}}(i_2, j_2) \leftarrow \Delta_{2\text{OPT}}^D(i_2, j_2) + \Phi^C[i_2, j_2]$ 
17    Check precedence constraints feasibility
18    Record the overall best feasible improving move
19  end
20 end

```

**Algorithm 1:** Efficient exploration of the 4-OPT neighborhood

**Table 1** Feasibility conditions for 4-Opt moves subject to pickup-and-delivery constraints

	Feasibility Condition	Efficient Evaluation
<b>Type 1</b>	$\pi_4$ cannot contain deliveries whose pickups are located in $\pi_2$ or $\pi_3$ $\pi_3$ cannot contain deliveries whose pickups are located in $\pi_2$	$\text{LAST}(\pi_4) <  \pi_1 $ $\text{LAST}(\pi_3) <  \pi_1 $
<b>Type 2A</b>	$\pi_3$ and $\pi_4$ cannot contain deliveries whose pickups are located in $\pi_2$ $\pi_3$ and $\pi_4$ should be reversible	$\max\{\text{LAST}(\pi_3), \text{LAST}(\pi_4)\} <  \pi_1 $ $\text{REV}(\pi_3) \wedge \text{REV}(\pi_4)$
<b>Type 2B</b>	$\pi_4$ cannot contain deliveries whose pickups are located in $\pi_2$ or $\pi_3$ $\pi_2$ and $\pi_3$ should be reversible	$\text{LAST}(\pi_4) <  \pi_1 $ $\text{REV}(\pi_3) \wedge \text{REV}(\pi_4)$

The evaluation of the REV and LAST values for all sequences  $\sigma_{[i,j]}$  can be done in  $\mathcal{O}(n^2)$  time using the following simple recursive calculation:

$$\text{REV}(\sigma_{[i,j]}) = \begin{cases} \text{TRUE} & \text{if } i = j \\ \text{REV}(\sigma_{[i,j-1]}) \wedge (\sigma(j) - n \notin \sigma_{[i,j-1]}) & \text{otherwise,} \end{cases} \quad (25)$$

$$\text{LAST}(\sigma_{[i,j]}) = \begin{cases} \text{PICK}(\sigma_{[i,j]}, j) & \text{if } i = j \\ \max\{\text{LAST}(\sigma_{[i,j-1]}), \text{PICK}(\sigma_{[i,j]}, j)\} & \text{otherwise,} \end{cases} \quad (26)$$

where  $\text{PICK}(\pi, j)$  returns the position of the pickup service associated to a delivery  $\sigma(j)$  if this position does not belong to the subsequence  $\pi$ , and  $-1$  otherwise. This function also returns  $-1$  if  $\sigma(j)$  is a pickup.

Overall, we achieve a complete neighborhood exploration in  $\mathcal{O}(n^2)$  time and space including feasibility checks. However, note that the feasibility is only evaluated for the best move of Type-1, Type-2A, and Type-2B for the pair  $i_2$  and  $j_2$ . If this best move is infeasible, then no other move associated with this pair is applied. This assumption seems necessary to avoid a high computation effort in the feasibility checking process.

### 3.6. Balas-Simonetti Neighborhood

Balas and Simonetti (2001) studied a TSP variant with additional constraints on the relative customer positions. This problem can be solved in polynomial time, and it leads to an efficient neighborhood search for the classical TSP. It is also possible to extend the same principle for the PDTSP, as discussed in this section.

Let  $k$  be a positive integer, and let  $\sigma$  be an incumbent solution. The  $\text{BS}(k)$  neighborhood for the PDTSP is formed of all solutions  $\pi$  satisfying the following two constraints:

$$\pi(i) < \pi(i+n) \quad \forall i \in \{1, \dots, n\}, \quad (27)$$

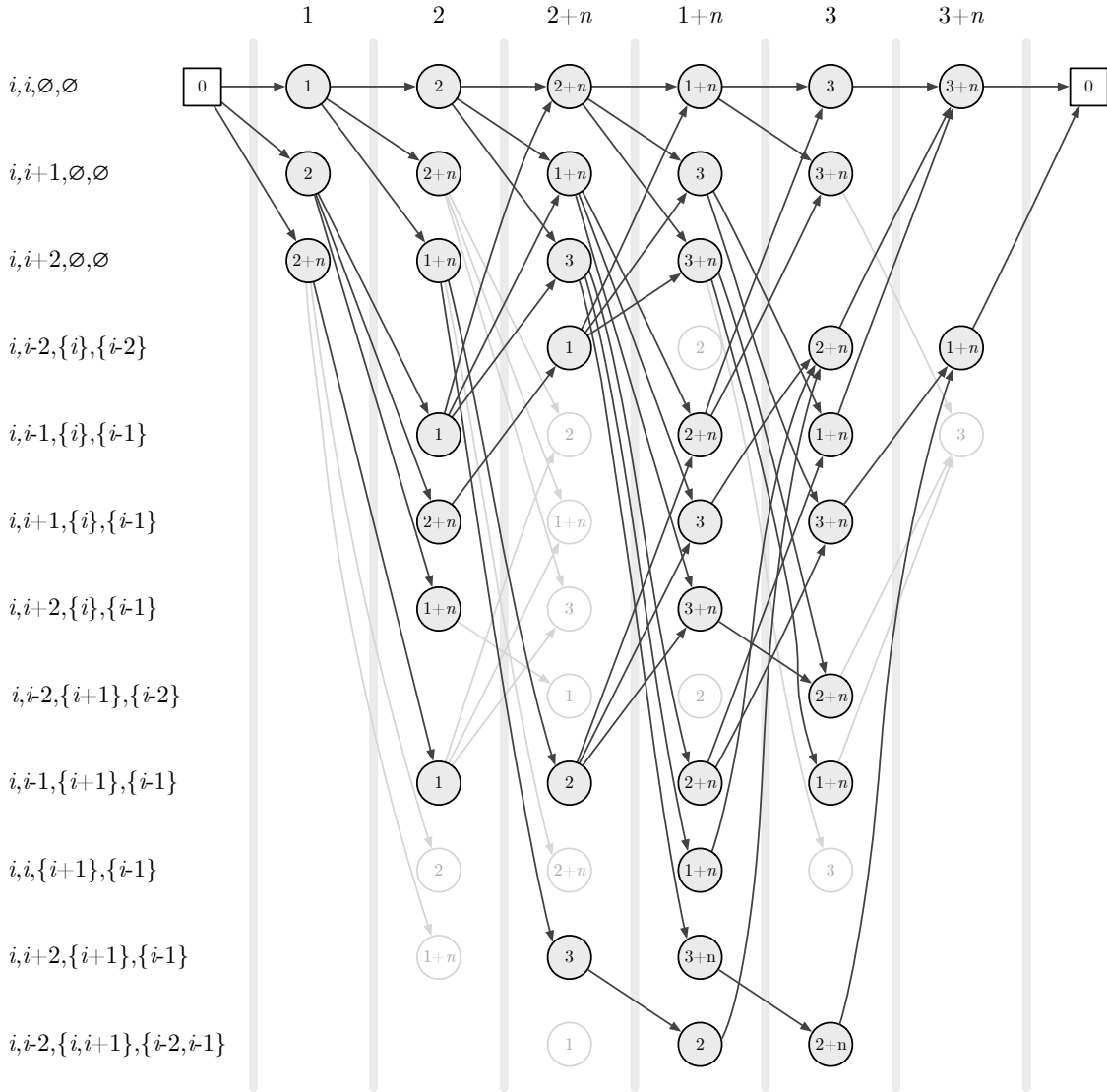
$$\pi(i) < \pi(j) \quad \forall i \in V, j \in V : \sigma(i) + k \leq \sigma(j). \quad (28)$$

In other words, it contains all permutations  $\pi$  respecting precedence constraints between pickups and deliveries (Equation 27) such that no service  $i$  occurs after another service  $j$  in  $\pi$  if service  $j$  was planned  $k$  positions later than  $i$  in  $\sigma$  (Equation 28). Parameter  $k$  therefore represents a degree of flexibility from the incumbent solution  $\sigma$ .

In a similar way as in Balas and Simonetti (2001), the search for a best permutation  $\pi$  satisfying Constraints (27–28) reduces to a shortest path problem in an auxiliary acyclic graph  $G^* = (V^*, E^*)$ . This graph is arranged into layers in such a way that only successive layers are connected by arcs. There are  $2n + 2$  layers in the case of the PDTSP. The first and last layers correspond to the departure and arrival at the depot 0 and contain a single node. The other layers correspond to the  $2n$  visits in  $\pi$ . Each such layer contains several nodes that represent combinations of anticipated and delayed visits to clients in relation to  $\sigma$ . More specifically, each node in  $V^*$  represents a quadruplet  $(i, v, S^-(\sigma, i), S^+(\sigma, i))$ , where  $i$  is the current position in  $\pi$ ;  $v$  is the visit (depot, pickup or delivery) allocated to position  $i$  of  $\pi$ ;  $S^-(\sigma, i)$  is the set of visits that are allocated at position  $i$  or later in  $\sigma$  and allocated at position  $i$  or before in  $\pi$ ; and, finally,  $S^+(\sigma, i)$  is the set of visits allocated before position  $i$  in  $\sigma$  that will be allocated at position  $i$  or after in  $\pi$ .

Observe that sets  $S^-(\sigma, i)$  and  $S^+(\sigma, i)$  give enough information to restrict the search to solutions satisfying Constraints (27) and (28). Constraint (27) is ensured by restricting the search to nodes such that  $S^-(\sigma, i)$  does not contain any delivery whose associated pickup belongs to  $S^+(\sigma, i) \cup v$  and  $S^+(\sigma, i)$  does not contain any pickup whose associated delivery belongs to  $S^-(\sigma, i) \cup v$ . Moreover, Constraint (28) is ensured by restricting the search to nodes such that all visits in  $S^+(\sigma, i)$  are located no more than  $k$  positions earlier than  $v$  in  $\sigma$ .

Figure 5 displays  $G^*$  on a simple example with three pickup-and-delivery pairs ( $n = 3$ ), starting with solution  $\sigma = (0, 1, 2, 2 + n, 1 + n, 3, 3 + n, 0)$  with  $k = 3$ . The nodes in gray represent states that are eliminated due to the pickup-and-delivery precedence constraints (Condition 27). For each node, we indicate the service associated with it (i.e.,  $v$  in the quadruplet), and on the left of the



**Figure 5** Graph  $G^*$  with  $k = 3$  for  $\sigma = (0, 1, 2, 2 + n, 1 + n, 3, 3 + n, 0)$

figure, we list the possible  $S^-(\sigma, i)$  and  $S^+(\sigma, i)$  states. The first and last layers represent the depot. The second layer, for example, contains a node corresponding to a direct visit to either 1, 2, or  $2 + n$ . The third layer contains nodes representing visits to 1, 2,  $1 + n$ , or  $2 + n$  with different combinations of anticipated and delayed visits.

Forming this graph and finding the shortest path is done in  $\mathcal{O}(k^2 2^{k-2} n)$  time and  $\mathcal{O}(k 2^{k-2} n)$  space. In other words, the complexity of this neighborhood exploration is linear in the number of pickup-and-delivery pairs and exponential in  $k$ . Notably, when  $k$  is fixed, we obtain a polynomial-time algorithm to locate the best solution in this large neighborhood.

## 4. Computational Experiments

Most of the neighborhoods presented in this paper are either new or explored with new search strategies. The overarching goal of our experimental campaign is to measure the performance and impact of these methodological building blocks. To be representative of a broad range of methods, we conduct experiments with two structurally different heuristics: the ruin-and-recreate (RR) algorithm of Veenstra et al. (2017), which is the state-of-the-art for the PDTSP to date, and the hybrid genetic search (HGS) of Vidal et al. (2012, 2014), a classical population-based metaheuristic which has demonstrated good performance on a large family of node and arc routing problems (see, e.g., Vidal et al. 2016, Vidal 2017). Notably, the principle that we proposed for an efficient exploration of the RELOCATE PAIR neighborhood (in Section 3.1) can also be applied to efficiently evaluate candidate insertions in the context of a large neighborhood search such as RR. As this permits considerable reductions of complexity and computational effort or, alternatively, an increased number of iterations evaluated in a given time, we will also present comparative analyses demonstrating the impact of this improvement in the RR methodology.

Our experiments are conducted on three main groups of instances: (i) classic PDTSP instances with 11 to 493 visits, (ii) new challenging instances derived from the X set of Uchoa et al. (2017) with 101 to 1001 visits, and (iii) the “Grubhub” instance set (available at <https://github.com/grubhub/tsppdlib>) connected to meal-delivery applications. The latter instances only include up to 31 visits, but nonetheless remain challenging for exact methods. Due to their repeated solution in a delivery-on-demand setting, it is essential to consistently solve them to near-optimality within the shortest possible time, ideally a few milliseconds.

In Section 4.1, we describe the local search and metaheuristic frameworks used in our experiments. In Section 4.2, we detail the experimental setup, benchmark instances and parameter-calibration methodology. In Section 4.3, we compare the performance of the considered metaheuristics as well as the impact of the fast evaluation of insertions in the RR. In Section 4.4, we measure the sensitivity of HGS to changes in the choices of neighborhoods. Finally, in Section 4.5 we report results on the Grubhub data sets, which require very short solution times.



#### 4.1. Search Strategies

We first describe the local search built on the proposed neighborhoods, and then proceed with a description of the RR and HGS metaheuristics. Unless specified, these metaheuristics were used with their original parameters listed in Vidal et al. (2012) and Veenstra et al. (2017).

**4.1.1. Local Search.** The proposed local search algorithm is built on the six neighborhoods presented in Section 3. As illustrated in Algorithm 2, the exploration of the neighborhoods is divided into two alternating phases. In a first phase, it explores the RELOCATE PAIR, 2-OPT and OR-OPT neighborhoods, dividing the evaluation of the moves among the different pickup-and-delivery pairs  $(x, x+n)$  and applying the best move for each such pair. Next, it performs a second-phase search that consists of iteratively finding and applying the best 2K-OPT, 4-OPT or BALAS-SIMONETTI move. The search stops whenever all those neighborhoods have been explored without improvement.

<pre> 1 <math>S \leftarrow</math> Initial Solution 2 <b>while</b> Improvements Found <b>do</b> 3   <b>for</b> all pickup-and-delivery requests <math>(x, x+n)</math> in random order      <math>\triangleright n</math> iterations 4   <b>do</b> 5     Find and apply, if improving, the best move on <math>S</math> among: 6     <ul style="list-style-type: none"> 7       <li>• all RELOCATE PAIR moves for <math>(x, x+n)</math>;           <math>\triangleright \mathcal{O}(n)</math> time</li> 8       <li>• all 2-OPT moves starting at the position of <math>x</math> or <math>x+n</math>;   <math>\triangleright \mathcal{O}(n)</math> time</li> 9       <li>• all OR-OPT moves starting at the position of <math>x</math> or <math>x+n</math>.   <math>\triangleright \mathcal{O}(k_{\text{OR}}n)</math> time</li> </ul> 10    <b>end</b> 11    Find and apply, if improving, the best move on <math>S</math> in 2K-OPT; 4-OPT; 12    and BALAS-SIMONETTI neighborhoods.           <math>\triangleright \mathcal{O}(k^2 2^{k-2}n + n^2)</math> time 13  <b>end</b> 14 <b>Return</b> <math>S</math> </pre>
---

**Algorithm 2:** General structure of the local search

**4.1.2. Ruin-and-Recreate.** The RR algorithm of Veenstra et al. (2017) is based on a simple iterative search process. It starts from an initial solution built with the basic greedy insertion procedure of Ropke and Pisinger (2006), which consists of shuffling the order of the pickup-and-delivery pairs and inserting each of them in their best position. Then, it iteratively destroys and reconstructs the incumbent solution. Four destruction operators are used.

- **RANDOM REMOVAL:** Remove  $q$  random pickup-and-delivery services.
- **WORST REMOVAL:** Calculate the gain associated with the removal of each pickup-and-delivery service. List the services by decreasing gain. Remove  $q$  random services, giving a higher probability to elements that are early in the list.

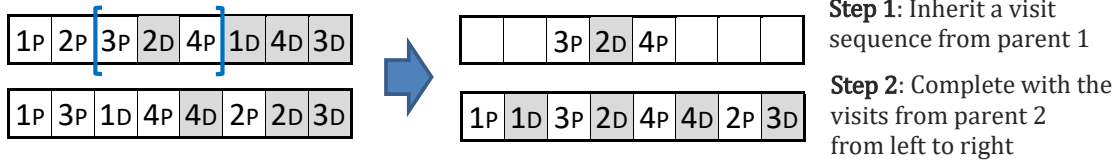
- **BLOCK REMOVAL:** Iteratively select a random pickup-and-delivery service  $(x, x + n)$ . Remove all the services containing a pickup or a delivery in the sequence starting at  $x$  and finishing at  $x + n$ . Stop as soon as  $q$  services have been removed.

The number of pickup-and-delivery services  $q$  selected for removal is each time randomly selected, with uniform probability, between  $\min\{30, 0.20n\}$  and  $\min\{50, 0.55n\}$ . Reconstruction is done with the same greedy insertion heuristic as in the initialization phase, considering only the removed services. The resulting solution is accepted as a new incumbent solution in case of improvement, and otherwise subject to a probabilistic acceptance using Metropolis criterion (as in the simulated annealing algorithm).

In Veenstra et al. (2017), each evaluation of the best insertion position for a pickup-and-delivery pair is done by enumeration (on the pickup and delivery insertion position) and therefore takes  $\mathcal{O}(n^2)$  time, leading to a total complexity of  $\mathcal{O}(qn^2)$  for each reconstruction phase. Notably, applying the same strategy as in the RELOCATE PAIR through Equations (8–11) permits to cut down computational complexity to  $\mathcal{O}(qn)$  time for the complete reconstruction phase. This significantly speeds up the overall RR approach since the reconstruction operator is the main bottleneck of the method. We will show the impact of this improvement in Section 4.3.

**4.1.3. Hybrid Genetic Search.** Our HGS for the PDTSP follows the original search strategy of Vidal et al. (2012) and Vidal (2022) with some adaptations and simplifications. Since a solution of the PDTSP consists of a single tour, the algorithm maintains a single population of feasible solutions represented as permutations of the pickup and delivery vertices. To produce each new solution, our HGS selects two parents by binary tournament, applies a crossover and a mutation operator to generate a new child, which is then improved using the proposed local search (see Section 4.1.1) and included in the population. To reduce the computational effort, the complete local search with the large neighborhoods is only used for a random subset of the generated individuals selected with probability  $p_{\text{LARGE}}$ . For the other individuals, the local search relies exclusively on RELOCATE PAIR, 2-OPT and OR-OPT (i.e., Algorithm 2 without Line 7).

We use the linear order crossover (LOX – Falkenauer and Bouffoix 1991) illustrated in Figure 6. This operator consists of copying a random sequence of consecutive visits from the first parent into the child and completing the missing visits from the left to the right based on the visit order of the second parent. The crossover is followed by a mutation which consists of finding and applying the best 4-OPT move of Type 1, regardless of its feasibility. These two operations may lead to precedence-constraints violations. Therefore, in a last step, HGS applies the best RELOCATE PAIR move for each pickup-and-delivery pair violating precedence constraints to obtain the best feasible reinsertion positions and achieve feasibility. This mutation operator successfully introduces promising edges and contributes to the diversification of the search.



**Figure 6** Illustration of the LOX crossover

As usual in HGS, we evaluate the *biased fitness*  $BF(\sigma)$  of each solution as a linear combination of its rank in terms of cost and its rank in terms of contribution to the population diversity.

$$BF(\sigma) = R_c(\sigma) + \left(1 - \frac{\mu^{\text{ELITE}}}{|\mathcal{P}|}\right) \times R_d(\sigma) \quad (29)$$

This fitness measure is used for parents and survivors selections. The parameter  $\mu^{\text{ELITE}}$  represents a number of elite individuals which are guaranteed to survive. It has been set to  $\mu^{\text{ELITE}} = 1$  in our experiments to promote a diversified search and preserve the best solution.  $R_c(\sigma)$  represents the rank of solution  $\sigma$  within the population  $\mathcal{P}$  in terms of objective value, and  $R_d(\sigma)$  represents its rank in terms of diversity contribution. The diversity contribution of each solution is computed as its average distance to the two closest other solutions in  $\mathcal{P}$ . To calculate the distance  $\delta(\sigma, \sigma')$  between two solutions  $\sigma$  and  $\sigma'$ , we use the Jaccard distance (Levandowsky and Winter 1971) between the sets  $E(\sigma)$  and  $E(\sigma')$  containing the pairs of consecutive visit locations within each solution (i.e., considering two visits in the same location as identical):

$$\delta(\sigma, \sigma') = \frac{|E(\sigma) \cup E(\sigma')| - |E(\sigma) \cap E(\sigma')|}{|E(\sigma) \cup E(\sigma')|}. \quad (30)$$

This choice of distance metric is due to the fact that PDTSP applications and datasets commonly include consecutive pickups or deliveries from different services at the same locations. It avoids distance over-estimations for pairs of symmetrical solutions with different visit permutations in the same location.

Finally, the population is managed to contain between  $\mu$  and  $\mu + \lambda$  solutions. Initially, it contains random solutions generated by the same randomized greedy algorithm as in Section 4.1.2. Each time the maximum population size is attained, the method iteratively removes the worst solution in terms of biased fitness until reaching the initial population size of  $\mu$ .

## 4.2. Experimental Setup

All our computational experiments were conducted on a single thread of an AMD Rome 7532 2.40GHz CPU running Linux CentOS 8.4. The algorithms were implemented in C++, and compiled with G++ v7.4.0 using option `-O3`.

The classical benchmark instances of the PDTSP are classified into three sets. The first two classes of instances (RBO) were introduced in Renaud et al. (2000) and the third class (DRCL)

was introduced in Dumitrescu et al. (2010). The instances of the second class are very peculiar since, by design, the optimal PDTSP solution on each instance matches that of the TSP, while the instances of the third class are fairly small. For these reasons, we focus our studies on the instances of the first class, also including computational results for the other classes in the electronic companion. The first class includes 108 instances containing 51 to 493 visits. These instances are derived from 36 TSPLIB data sets (Reinelt 1991) and subdivided into three groups called A, B, and C. For each TSP data set, three PDTSP instances were generated by randomly picking a delivery point for each (pickup) vertex. In groups A and B, one random delivery point was selected for each pickup among the five and ten closest vertices, respectively. In group C, there is no such limitation, and therefore the delivery vertex was freely selected among all other vertices. To obtain a wider diversity of challenging data sets, we also derived 300 new instances for the PDTSP from the X instance set of Uchoa et al. (2017). To do so, we retained the coordinates of the depot and customers for each of the 100 original instances, and we created pickup and delivery pairs using the same process as previously described, thereby creating three instances (A, B and C). We use the same rounding conventions as in the set X for distance calculations, i.e., we round the distance values to the nearest integer.

**Calibration of the neighborhood search.** Our neighborhood search includes three main parameters: the probability of using the large neighborhoods ( $p_{\text{LARGE}}$ ), the maximum size of the OR-OPT sequences ( $k_{\text{OR}}$ ), and the BALAS-SIMONETTI parameter ( $k_{\text{BS}}$ ). To calibrate these parameters, a full factorial experiment would take excessive computational effort. Therefore, we conducted preliminary analyses to identify a suitable level for  $p_{\text{LARGE}}$ , leading us to a value of  $p_{\text{LARGE}} = 0.1$ . Next, we calibrated  $k_{\text{OR}}$  and  $k_{\text{BS}}$ , and lastly we reevaluated our choice of  $p_{\text{LARGE}}$  to make sure that it remained meaningful. For this calibration, we used the 300 new instances of set X and ran HGS up until a fixed time limit of  $T_{\text{MAX}} = N$  seconds, where  $N$  represents the total number of visits in the instance. We performed ten runs with different random seeds for each instance and algorithm configuration. Table 2 reports the performance of each configuration, measured as an average error gap over all instances and runs. For each instance, the gap is calculated relatively to the best-known solution (BKS) collected from all runs as  $\text{Gap}(\%) = 100 \times (z_{\text{SOL}} - z_{\text{BKS}}) / z_{\text{BKS}}$ . The table also includes a color scale to highlight better configurations, and the overall best configuration is marked in boldface.

As visible in these experiments, parameter  $k_{\text{OR}}$  has a noticeable impact on the performance of the overall method. This parameter limits the size of the OR-OPT neighborhood, which is especially important for the PDP as it permits structural changes to the solutions without reverting visit sequences. However, the exploration of this neighborhood is a time bottleneck when  $k_{\text{OR}}$  is large. Our experiments show that suitable values for  $k_{\text{OR}}$  are located in the  $\{20, \dots, 50\}$  range. In contrast,

**Table 2 Calibration of the local search parameters**

	$k_{BS} = 1$	$k_{BS} = 2$	$k_{BS} = 3$	$k_{BS} = 4$	$k_{BS} = 5$	$k_{BS} = 6$
$k_{OR} = 1$	0.675	0.667	0.680	0.688	0.686	0.696
$k_{OR} = 2$	0.590	0.592	0.591	0.598	0.588	0.586
$k_{OR} = 3$	0.523	0.531	0.507	0.540	0.529	0.544
$k_{OR} = 5$	0.489	0.486	0.479	0.486	0.491	0.501
$k_{OR} = 7$	0.453	0.448	0.451	0.455	0.458	0.457
$k_{OR} = 10$	0.428	0.439	0.437	0.423	0.438	0.427
$k_{OR} = 15$	0.416	0.411	0.415	0.422	0.415	0.421
$k_{OR} = 20$	0.416	0.412	0.408	0.424	0.396	0.409
$k_{OR} = 30$	0.418	0.415	<b>0.395</b>	0.408	0.409	0.418
$k_{OR} = 40$	0.407	0.420	0.410	0.409	0.408	0.420
$k_{OR} = 50$	0.402	0.420	0.411	0.415	0.420	0.415

parameter  $k_{BS}$  has a more limited impact, though excessively small or large values (e.g., 1 or 6) also lead to a performance deterioration. Based on these results, we adopted as *reference configuration* the values  $(k_{OR}, k_{BS}) = (30, 3)$ , which achieved the best performance. As displayed in Table 3, we also ran pairwise Wilcoxon tests to compare the results of the reference configuration with those of the 65 other configurations. At a significance level of 0.05/65 (using Bonferroni correction to account for multiple testing), the reference configuration is significantly better than any other configuration with  $k_{OR} \leq 10$ . Finally, as seen on Table 4, re-calibrating  $p_{LARGE}$  based on the reference values of  $(k_{OR}, k_{BS})$  confirmed our initial choice of  $p_{LARGE} = 0.1$ .

**Table 3 p-values of paired-samples Wilcoxon tests relative to the reference configuration**

	$k_{BS} = 1$	$k_{BS} = 2$	$k_{BS} = 3$	$k_{BS} = 4$	$k_{BS} = 5$	$k_{BS} = 6$
$k_{OR} = 1$	$1.43 \times 10^{-153}$	$8.48 \times 10^{-149}$	$1.00 \times 10^{-155}$	$9.69 \times 10^{-162}$	$4.60 \times 10^{-156}$	$8.88 \times 10^{-153}$
$k_{OR} = 2$	$2.44 \times 10^{-93}$	$2.29 \times 10^{-108}$	$3.10 \times 10^{-92}$	$2.20 \times 10^{-101}$	$1.88 \times 10^{-88}$	$7.82 \times 10^{-92}$
$k_{OR} = 3$	$4.48 \times 10^{-50}$	$3.61 \times 10^{-59}$	$2.61 \times 10^{-43}$	$2.19 \times 10^{-63}$	$1.92 \times 10^{-55}$	$1.62 \times 10^{-66}$
$k_{OR} = 5$	$2.39 \times 10^{-30}$	$1.71 \times 10^{-28}$	$7.75 \times 10^{-27}$	$1.92 \times 10^{-31}$	$1.73 \times 10^{-34}$	$2.72 \times 10^{-38}$
$k_{OR} = 7$	$7.08 \times 10^{-16}$	$2.15 \times 10^{-15}$	$2.19 \times 10^{-14}$	$7.60 \times 10^{-14}$	$3.25 \times 10^{-15}$	$7.47 \times 10^{-17}$
$k_{OR} = 10$	$1.31 \times 10^{-5}$	$2.39 \times 10^{-8}$	$5.02 \times 10^{-9}$	$1.31 \times 10^{-5}$	$1.36 \times 10^{-9}$	$1.40 \times 10^{-5}$
$k_{OR} = 15$	$1.85 \times 10^{-3}$	$7.71 \times 10^{-3}$	$7.32 \times 10^{-4}$	$5.34 \times 10^{-5}$	$3.50 \times 10^{-3}$	$3.77 \times 10^{-4}$
$k_{OR} = 20$	$1.42 \times 10^{-2}$	$2.83 \times 10^{-2}$	$1.69 \times 10^{-1}$	$8.13 \times 10^{-5}$	$9.12 \times 10^{-1}$	$5.60 \times 10^{-2}$
$k_{OR} = 30$	$9.52 \times 10^{-3}$	$5.85 \times 10^{-2}$	—	$7.94 \times 10^{-2}$	$1.45 \times 10^{-1}$	$8.23 \times 10^{-3}$
$k_{OR} = 40$	$2.88 \times 10^{-1}$	$7.11 \times 10^{-4}$	$6.89 \times 10^{-2}$	$2.91 \times 10^{-2}$	$2.56 \times 10^{-2}$	$1.24 \times 10^{-2}$
$k_{OR} = 50$	$4.74 \times 10^{-2}$	$2.88 \times 10^{-3}$	$7.08 \times 10^{-2}$	$1.04 \times 10^{-2}$	$7.66 \times 10^{-4}$	$3.76 \times 10^{-4}$

**Table 4 Final calibration of the  $p_{LARGE}$  parameter**

$p_{LARGE}$	$k_{OR}$	$k_{BS}$	Gap(%)	p-value
0.00	30	3	0.423	$3.23 \times 10^{-3}$
0.05	30	3	0.428	$5.38 \times 10^{-4}$
0.10	30	3	<b>0.395</b>	—
0.20	30	3	0.422	$2.98 \times 10^{-3}$
0.30	30	3	0.427	$1.98 \times 10^{-4}$
0.50	30	3	0.434	$3.02 \times 10^{-6}$
1.00	30	3	0.490	$1.89 \times 10^{-24}$

### 4.3. Performance Comparisons

The goal of this section is to establish a comparative analysis of the different PDTSP solution methods. We use new seed values to avoid any bias due to possible calibration overfit. As we re-implemented the RR approach, we can establish a comparison with the same computational environment and termination criterion. We therefore use a common time limit of  $T_{\text{MAX}} = N$  seconds for each instance. The cooling schedule of the RR method has also been calibrated to follow an exponential decay from the initial temperature to the final temperature within the allotted time. Finally, we confront the new experimental results with those reported from previous studies, which serve as a baseline (i.e., to compare our re-implementation of RR with the original results and previous approaches). Overall, we report the results of the following heuristics:

- RBO-Best: Best results from Renaud et al. (2000) and Renaud et al. (2002), directly provided to us by the authors. We note that these solution values were registered from multiple runs (136 and 168, respectively) using different parameter values.
- RR-VRVC: Results of the RR algorithm of Veenstra et al. (2017) over ten runs, as reported by the authors. Experiments conducted on an Intel Core i3-2120 @3.3GHz CPU.
- RR and RR-fast: Results of our re-implementation of the RR algorithm over ten runs, without or with the speed-up strategy for the reconstruction step, respectively, using  $T_{\text{MAX}} = N$ .
- HGS: Results of the hybrid genetic search over ten runs, using  $T_{\text{MAX}} = N$ .

The CPU used in Veenstra et al. (2017) is estimated to be  $1.41\times$  slower than ours according to Passmark single-thread benchmark. Therefore, we divide the CPU time values of RR-VRVC by this coefficient to draw a reliable comparison.

Tables 5 and 6 compare the performance of all of these methods on the classical instances and the new ones derived from set X, respectively. These tables list, when available, the best solutions from RBO as well as the average percentage gap (Avg) relative to the BKS over ten runs for each instance, the best percentage gap (Best), and the average (scaled) computational time in seconds (T(s)) for each other method. The gap is calculated as  $\text{Gap}(\%) = 100 \times (z_{\text{SOL}} - z_{\text{BKS}}) / z_{\text{BKS}}$  for each instance and solution. In Table 5, the BKS have been collected from all previous works by Renaud et al. (2000, 2002), Dumitrescu et al. (2010) and Veenstra et al. (2017), therefore negative values represent improvements over the previous BKSs. In Table 6, as no previous results are available, the BKSs correspond to the best solutions ever found by any method on any run, including the calibration experiments. The results of these tables are aggregated per range of instance size and instance type, and the best average solution quality is indicated on each line. The detailed solution values for all instances are provided in the Electronic Companion. Moreover, the source code and scripts needed to run these experiments, the new instances, as well as the solutions for each instance are openly accessible at <https://github.com/vidalt/PDTSP>.

**Table 5 Performance comparison on the instances of Class 1**

$N$	Type	RBO	RR-VRVC				RR			RR-fast			HGS		
		Best	Avg	Best	T(s)	Avg	Best	T(s)	Avg	Best	T(s)	Avg	Best	T(s)	
50-99	A	0.015	0.222	0.000	17.38	0.005	-0.020	87.55	-0.008	-0.020	87.55	<b>-0.023</b>	-0.023	87.55	
	B	0.000	0.128	0.027	18.54	0.022	0.011	87.55	0.009	-0.014	87.55	<b>-0.014</b>	-0.014	87.55	
	C	0.000	0.060	0.007	19.73	0.007	0.007	87.55	0.007	0.007	87.55	<b>0.007</b>	0.007	87.55	
100-199	A	0.401	0.353	0.016	83.59	0.000	-0.132	146.00	-0.120	-0.169	146.00	<b>-0.172</b>	-0.172	146.00	
	B	0.488	0.260	0.002	87.05	0.008	-0.064	146.00	-0.056	-0.096	146.00	<b>-0.098</b>	-0.098	146.00	
	C	0.482	0.366	0.000	93.67	0.168	0.012	146.00	0.027	-0.061	146.00	<b>-0.074</b>	-0.074	146.00	
200-299	A	1.296	0.824	0.104	364.28	0.508	0.101	254.60	0.014	-0.413	254.60	<b>-0.580</b>	-0.580	254.60	
	B	1.118	0.643	0.000	381.73	0.070	-0.481	254.60	-0.396	-0.561	254.60	<b>-0.605</b>	-0.625	254.60	
	C	1.618	0.691	0.000	414.33	0.099	-0.179	254.60	-0.229	-0.460	254.60	<b>-0.516</b>	-0.580	254.60	
300-499	A	2.974	0.852	0.000	1015.46	0.438	-0.247	417.67	-0.391	-0.613	417.67	<b>-0.844</b>	-1.030	417.67	
	B	2.778	0.863	0.000	1027.61	0.543	-0.043	417.67	-0.099	-0.487	417.67	<b>-0.847</b>	-1.070	417.67	
	C	1.698	1.159	0.025	1126.87	0.940	-0.331	417.67	-0.189	-0.635	417.67	<b>-1.249</b>	-1.484	417.67	
All	A	0.836	0.462	0.021	257.66	0.145	-0.084	188.50	-0.112	-0.231	188.50	<b>-0.295</b>	-0.326	188.50	
	B	0.808	0.373	0.009	263.81	0.110	-0.096	188.50	-0.090	-0.201	188.50	<b>-0.268</b>	-0.307	188.50	
	C	0.695	0.450	0.006	287.81	0.238	-0.073	188.50	-0.051	-0.192	188.50	<b>-0.307</b>	-0.355	188.50	
Average		0.780	0.428	0.012	269.76	0.164	-0.084	188.50	-0.085	-0.208	188.50	<b>-0.290</b>	-0.329	188.50	

From these results, we first observe that our re-implementation of the RR algorithm has found solutions of a similar or better quality than the original RR-VRVC. As seen in Table 5, for all instances with 200 or more services, RR finds solutions of a better quality than RR-VRVC in a shorter amount of time. Generally, the use of the termination criterion and cooling schedule proportional to the size of the instances is beneficial for the method.

The RR solution approach is further improved by relying on the fast evaluation strategy for the pickup-and-delivery insertions (RR-fast). The increased speed of these evaluations permits to do significantly more iterations, leading to an average gap of  $-0.085\%$  for RR-fast compared to  $0.164\%$  for RR on the classic instances, and  $0.837\%$  compared to  $1.695\%$  on the X instances. The significance of these solution-quality improvement is confirmed by pairwise Wilcoxon tests, with p-values of  $4.90 \times 10^{-60}$  and  $2.06 \times 10^{-286}$  on the classic and X instance sets, respectively. Notably, this means that the proposed mechanisms for evaluating insertions are not only useful from a complexity viewpoint, but also from a practical perspective.

Overall, considering all methods, the HGS with the proposed local search achieves the best performance with an average gap of  $-0.290\%$  on the classical instances, and  $0.395\%$  on the X instances. The significance of these improvements over RR-fast is also confirmed by pairwise Wilcoxon tests, with respective p-values of  $4.24 \times 10^{-67}$  and  $2.67 \times 10^{-289}$ . Out of the 128 instances from Renaud et al. (2000), it found or improved the best-known solution in 126 cases (i.e., all BKS except those of KROD99C and PR107B, reported only in RBO). Moreover, among these 126 cases, the BKS has been matched on all ten runs in 82 cases, whereas the average solution quality of HGS was better than the BKS for the remaining 44 cases. Finally, the 28 known optimal solutions from Dumitrescu et al. (2010) have been found on all runs.

**Table 6 Performance comparison on the instances of Class X**

$N$	Type	RR			RR-fast			HGS		
		Avg	Best	T(s)	Avg	Best	T(s)	Avg	Best	T(s)
100-199	A	0.251	0.132	147.57	0.166	0.072	147.58	<b>0.000</b>	0.000	147.57
	B	0.167	0.044	147.57	0.063	0.010	147.58	<b>0.001</b>	0.000	147.57
	C	0.276	0.156	147.57	0.146	0.093	147.57	<b>0.013</b>	0.003	147.57
200-299	A	0.967	0.381	248.55	0.423	0.174	248.55	<b>0.025</b>	0.005	248.55
	B	0.904	0.386	248.55	0.421	0.165	248.55	<b>0.034</b>	0.009	248.55
	C	1.181	0.429	248.55	0.438	0.166	248.55	<b>0.067</b>	0.008	248.55
300-399	A	1.245	0.594	341.67	0.513	0.166	341.67	<b>0.045</b>	0.010	341.67
	B	1.531	0.671	341.67	0.617	0.321	341.67	<b>0.171</b>	0.057	341.67
	C	1.954	1.023	341.67	0.989	0.348	341.67	<b>0.370</b>	0.151	341.67
400-499	A	2.126	1.292	444.60	1.172	0.495	444.60	<b>0.140</b>	0.021	444.60
	B	2.035	0.852	444.60	0.997	0.479	444.60	<b>0.229</b>	0.058	444.60
	C	2.521	1.267	444.60	1.626	0.855	444.60	<b>0.619</b>	0.180	444.60
500-599	A	2.585	1.764	548.56	1.447	0.931	548.56	<b>0.517</b>	0.183	548.56
	B	2.790	1.752	548.56	1.323	0.519	548.57	<b>0.605</b>	0.241	548.56
	C	2.966	1.930	548.56	1.603	0.934	548.56	<b>0.880</b>	0.200	548.56
600-699	A	2.667	1.657	648.34	1.351	0.671	648.33	<b>0.443</b>	0.150	648.33
	B	2.922	1.929	648.34	1.496	0.781	648.33	<b>0.657</b>	0.224	648.33
	C	3.277	2.358	648.34	1.859	0.896	648.33	<b>1.294</b>	0.663	648.33
700-799	A	2.765	1.720	741.01	1.404	0.805	741.00	<b>0.874</b>	0.311	741.00
	B	3.259	2.317	741.01	1.800	0.904	741.02	<b>1.005</b>	0.534	741.00
	C	3.261	1.847	741.01	1.667	0.827	741.00	<b>1.342</b>	0.643	741.00
800-899	A	3.045	2.158	847.01	1.530	0.978	847.00	<b>0.893</b>	0.253	847.00
	B	3.365	2.263	847.01	1.755	0.896	847.00	<b>1.173</b>	0.483	847.00
	C	3.454	2.325	847.01	<b>1.680</b>	0.472	847.00	1.899	1.100	847.00
900-1001	A	3.268	2.258	957.41	1.359	0.541	957.40	<b>1.012</b>	0.349	957.40
	B	3.284	2.282	957.42	1.363	0.563	957.40	<b>1.246</b>	0.623	957.40
	C	2.616	1.161	957.42	<b>0.991</b>	0.065	957.40	2.016	1.022	957.40
ALL	A	1.569	0.934	412.80	0.777	0.386	412.80	<b>0.256</b>	0.081	412.80
	B	1.655	0.942	412.80	0.788	0.364	412.80	<b>0.343</b>	0.144	412.80
	C	1.860	1.031	412.80	0.944	0.413	412.80	<b>0.587</b>	0.257	412.80
Average		1.695	0.969	412.80	0.837	0.388	412.80	<b>0.395</b>	0.161	412.80

Solution-quality differences are more marked for larger instances with many services. For example, an improvement of 3.768% over previous known results have been achieved for instance PR439C. HGS produces superior results for the wide majority of the instances, though on a few of the largest instances of set X (class C with more than 800 visits), the simpler RR-fast strategy seems to perform better. This is likely due to the fact that, on such instances, the crossover mechanism of HGS creates many disruptions in the new solutions, which are not fully re-optimized in a single local-search descent. In contrast, the ruin-and-recreate mechanism is more localized. This effect is also exacerbated by the precedence constraints implied by the pickups and deliveries, which limit the amount of feasible moves.



#### 4.4. Impact of the Neighborhoods

To understand the contribution of each of the six neighborhoods used in the local search of HGS, we conduct an ablation study which consists of removing one neighborhood at a time and comparing the performance of the resulting approach to our baseline results, using the same benchmark instances and stopping criterion as in Section 2. Table 7 displays summarized results for this experiment over the instances of set X. It indicates, for each algorithm variant, the average percentage gap over ten runs relative to the BKS, as well as the p-value of a pairwise Wilcoxon test between the considered configuration and the baseline without any ablation.

**Table 7** Ablation study on the impact of the different neighborhoods

Configuration	Average Gap(%)	p-value
Baseline	<b>0.395</b>	—
No RELOCATE PAIR	0.463	$5.64 \times 10^{-21}$
No 2-OPT	0.399	$8.91 \times 10^{-1}$
No 2K-OPT	0.405	$6.00 \times 10^{-1}$
No OR-OPT	0.793	$2.84 \times 10^{-216}$
No 4-OPT	0.409	$7.26 \times 10^{-2}$
No BALAS-SIMONETTI	0.416	$5.16 \times 10^{-2}$
No Large Neighborhoods	0.423	$3.23 \times 10^{-3}$

As seen in this experiment, the baseline method with all the neighborhoods achieved better average gaps than the other configurations. In terms of their individual impact, canonical neighborhoods such as OR-OPT and RELOCATE PAIR are indispensable to achieve good solutions. This is confirmed by pairwise Wilcoxon tests comparing the results of the configurations obtained by deactivating these neighborhoods with those of the baseline.

The RELOCATE PAIR, 2-OPT, and OR-OPT neighborhoods are explored in the first stage in our local search (Lines 3 to 6 of Algorithm 2) as it is possible to decompose their exploration and rapidly apply improving moves. In contrast, the large neighborhoods are explored less frequently since they require a complete quadratic-time exploration. Their main goal is to help escaping local minima and sub-optimal structures that may otherwise persist in the solutions. These distinct roles are clearly visible as we monitor the local search. As seen in Table EC.5 (in the Electronic Companion), a local search on an instance of Class X applies on average 21.48 RELOCATE PAIR, 2.95 2-OPT, and 16.43 OR-OPT moves, compared to only 1.71 2K-OPT, 1.86 4-OPT and 1.45 BALAS-SIMONETTI moves. Still, a Wilcoxon test demonstrates that jointly deactivating all the large neighborhoods leads to results that are significantly worse. These observations are also in line with other studies on variable neighborhood search and large neighborhood search, which have shown that a diversity neighborhood structures permits to effectively escape low-quality local minima, since a local minimum of a specific neighborhood may not be a minimum of other ones (Hansen et al. 2019, Pisinger and Ropke 2019).

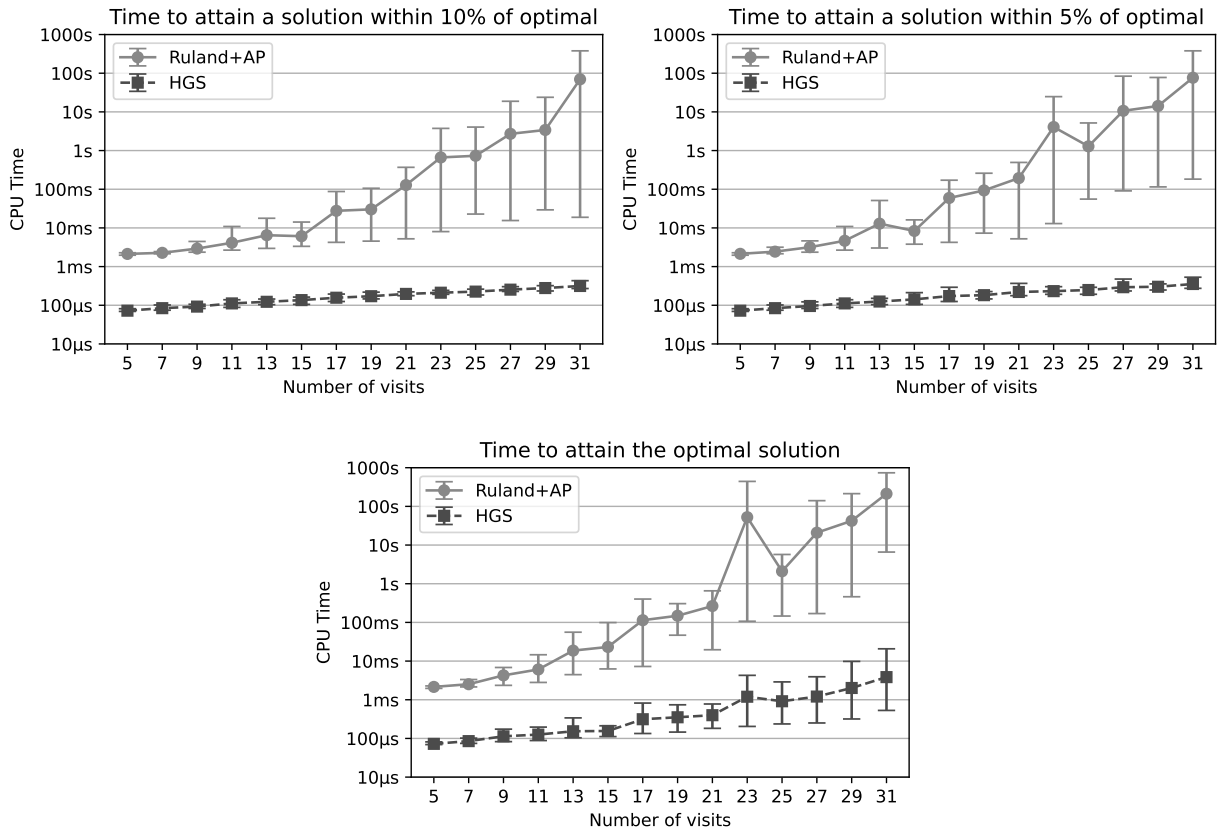
#### 4.5. Speed evaluation on Grubhub data

Finally, we analyze the performance of the complete HGS method on the Grubhub data set, which contains instances with  $n \in \{2, \dots, 15\}$  pickup-and-delivery pairs and therefore  $N \in \{5, \dots, 31\}$  visits. These instances involve open tours (i.e., the return to the origin point is not counted). There are ten instances for each size, totaling 140 instances. Solution time is critical since these instances relate to a real-time meal delivery application. Ideally, it should be no greater than a fraction of a second. For this reason, we use a short termination criterion of 100 successive iterations without improvement.

O’Neil (2018) and O’Neil and Hoffman (2019) have proposed different solution techniques to solve these instances to near optimality. The authors suggested using constraint programming, decision diagrams, and integer programming to achieve optimality and terminate the search quickly. Based on their experiments, they proposed a configuration called “Ruland+CP+AP”, which consists of using constraint programming as a hot start for a MIP solver based on the formulation from Ruland and Rodin (1997). They conducted experiments on an Intel Core i7-7300U @2.6GHz CPU and measured the time taken to (i) attain a solution within 10% of the optimum, (ii) attain a solution within 5% of the optimum, (iii) attain the optimal solution, (iv) prove optimality.

As we rely on heuristics, we do not prove optimality, but we can nonetheless measure in a similar fashion the time to achieve (i), (ii), and (iii). Figures 7 and 8 compare the CPU time of HGS and Ruland+CP+AP to achieve those targets. For consistency, since Ruland+CP+AP performed a single run per instance, we used the first run of HGS to create the figures. The CPU time of Ruland+CP+AP was also scaled by a factor 1.086 to account for CPU speed differences. For each group of ten instances of each given size, the first figure reports the minimum, average, and maximum time needed to attain each target. The second figure depicts the average solution time needed to attain each target as a stacked bar plot. In both cases, CPU times are represented on a logarithmic scale. Finally, Tables EC.6 and EC.7 (in the Electronic Companion) provide the detailed time and solution values for each instance, considering the ten runs of HGS.

As observed in these experiments, the proposed HGS with local search attained the known optimal solution for all instances and runs (i.e., on 1400 executions overall). This confirms the performance and robustness of the approach. Most notably, solutions within 5% of the optimum are typically found within a fraction of a millisecond, and optimal solutions are found in milliseconds, for all instances, as visible in Figure 7. This is a remarkable capability, given that instances with 15 pickup-and-delivery services (i.e., 31 visits) are far from trivial, with already  $30!/2^{15} \approx 8.09 \times 10^{27}$  possible solutions. In comparison, the Ruland+CP+AP approach based on constraint programming and integer programming requires dozens of seconds on average to achieve the same targets.

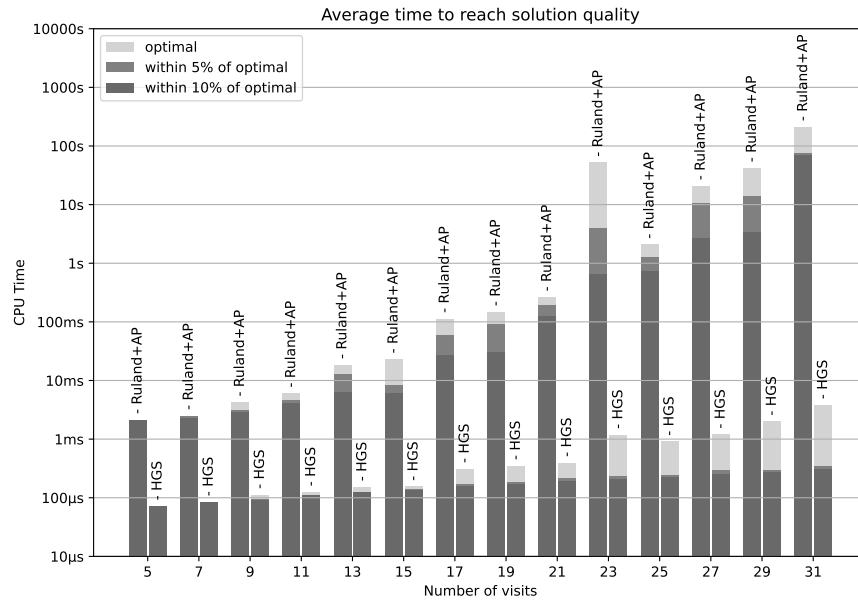


**Figure 7** Minimum, average and maximum computational effort to attain solutions within 10%, 5% and 0% of the optimum

We also measured the number of local search runs needed to attain the same targets. Interestingly, we observed that a single local search run was sufficient to attain the optimal solution in 61.79% of the cases. Similarly, 99.93% of the optimal solutions were found when generating the initial population, whereas the remaining 0.07% solutions were found during the evolution of the genetic algorithm on these instances. This indicates that the proposed local search effectively locates high-quality PDTSP solutions and that it represents a meaningful alternative for applications requiring very short response time.

## 5. Conclusions

In this paper, we have introduced efficient search strategies and new large neighborhoods for the pickup-and-delivery traveling salesman problem. Our study permitted significant complexity reductions for classical neighborhoods such as RELOCATE PAIR as well as the efficient exploration of large neighborhoods such as 2K-OPT, 4-OPT and BALAS-SIMONETTI. We conducted extensive computational experiments, demonstrating that the use of these neighborhoods in the classical HGS metaheuristic leads to a robust search algorithm that produces almost systematically the



**Figure 8** Distribution of the CPU time needed to locate solutions within 10%, 5% and 0% of the optimum

best-known and optimal solutions for all the considered instances. Our methodology also permitted significant speed-ups and improvements over a ruin-and-recreate algorithm previously proposed by Veenstra et al. (2017). Our search approach is especially useful in applications where time is critical, e.g., meal-delivery and mobility-on-demand, as it permits us to repeatedly achieve optimal or near-optimal solutions for small problems within milliseconds.

The research perspectives are numerous. First of all, research can be pursued on some of the neighborhood structures discussed in this paper, such as 2K-OPT and 4-OPT. Since the evaluation of these neighborhoods is grounded on dynamic programming, identifying the families of problem attributes (Vidal et al. 2013) for which an efficient (sub-quadratic) search is achievable is an important and challenging research question. Studies on incremental solution strategies and decompositions for the dynamic programs could also lead to substantial improvements and give more flexibility on move acceptance policies.

More generally, research should be pursued on fundamental neighborhood structures for canonical problems in the vehicle routing family. Many studies have been focused on high-level search strategies (often new metaheuristic concepts) over the past two decades, but improvements along this line see diminishing returns nowadays. The core component of state-of-the-art metaheuristics is often a low-complexity neighborhood search, used for systematic solution improvement. However, the best possible complexity for many useful neighborhoods still remains an open research question, and regular breakthroughs are still being made (De Berg et al. 2020). Generally, we believe

that a disciplined study of neighborhood searches, grounded on computational complexity theory, combinatorial optimization, and possibly machine learning techniques (Arnold et al. 2021, Karimi-Mamaghan et al. 2022, Lancia and Dalpasso 2019), still has potential for significant breakthrough and paradigm shifts.

## Acknowledgments

The authors would like to thank Marjoleen Aerts-Veenstra, Jacques Renaud, and Ryan J. O’Neil for their prompt answers and detailed results, which were instrumental to complete the numerical comparisons of this paper. This research has been partially funded by CAPES, CNPq [grant number 308528/2018-2], and FAPERJ [grant number E-26/202.790/2019] in Brazil. This research was also enabled in part by computational resources provided by Calcul Québec and Compute Canada. This support is gratefully acknowledged.

## References

- Ahuja, R.K., Ö. Ergun, J.B. Orlin, A.P. Punnen. 2002. A survey of very large-scale neighborhood search techniques. *Discrete Applied Mathematics* **123**(1-3) 75–102.
- Applegate, D.L., R.E. Bixby, V. Chvátal, W.J. Cook. 2006. *The Traveling Salesman Problem: A Computational Study*. Princeton University Press.
- Applegate, D.L., R.E. Bixby, V. Chvatal, W.J. Cook, D. Espinoza, M. Goycoolea, K. Helsgaun. 2009. Certification of an optimal TSP tour through 85,900 cities. *Operations Research Letters* **37**(1) 11–15.
- Arnold, F., Í.G. Santana, K. Sörensen, T. Vidal. 2021. PILS: Exploring high-order neighborhoods by pattern mining and injection. *Pattern Recognition* **116** 107957.
- Balas, E., N. Simonetti. 2001. Linear time dynamic-programming algorithms for new classes of restricted TSPs: A computational study. *INFORMS Journal on Computing* **13**(1) 56–75.
- Bentley, J.J. 1992. Fast algorithms for geometric traveling salesman problems. *ORSA Journal on Computing* **4**(4) 387–411.
- Capua, R., Y. Frota, L.S. Ochi, T. Vidal. 2018. A study on exponential-size neighborhoods for the bin packing problem with conflicts. *Journal of Heuristics* **24**(4) 667–695.
- Carrabs, F., J.-F. Cordeau, G. Laporte. 2007. Variable neighborhood search for the pickup and delivery traveling salesman problem with LIFO loading. *INFORMS Journal on Computing* **19**(4) 618–632.
- Christiaens, J., G. Vanden Berghe. 2020. Slack induction by string removals for vehicle routing problems. *Transportation Science* **54**(2) 299–564.
- Congram, R.K., C.N. Potts, S.L. van de Velde. 2002. An iterated dynasearch algorithm for the single-machine total weighted tardiness scheduling problem. *INFORMS Journal on Computing* **14**(1) 52–67.
- Cordeau, J.-F., M. Iori, G. Laporte, J.-J. Salazar-González. 2012. A branch-and-cut algorithm for the pickup and delivery traveling Salesman problem with LIFO loading. *Networks* **55**(1) 46–59.

- De Berg, M., K. Buchin, B.M.P. Jansen, G. Woeginger. 2020. Fine-grained complexity analysis of two classic TSP variants. *ACM Transactions on Algorithms* **17**(1).
- De Franceschi, R., M. Fischetti, P. Toth. 2006. A new ILP-based refinement heuristic for vehicle routing problems. *Mathematical Programming* **105**(2) 471–499.
- Deineko, V.G., G.J. Woeginger. 2000. A study of exponential neighborhoods for the travelling salesman problem and for the quadratic assignment problem. *Mathematical Programming* **87**(3) 519–542.
- Dumitrescu, I., S. Ropke, J.-F. Cordeau, G. Laporte. 2010. The traveling salesman problem with pickup and delivery: Polyhedral results and a branch-and-cut algorithm. *Mathematical Programming* **121**(2) 269–305.
- Erdogan, G., J.-F. Cordeau, G. Laporte. 2009. The pickup and delivery traveling salesman problem with first-in-first-out loading. *Computers & Operations Research* **36**(6) 1800–1808.
- Falkenauer, E., S. Bouffoix. 1991. A genetic algorithm for job shop. *IEEE International Conference on Robotics and Automation*. 824–829.
- Glover, F. 1996. Finding a best traveling salesman 4-opt move in the same time as a best 2-opt move. *Journal of Heuristics* **2**(2) 169–179.
- Glover, F., C. Rego. 2006. Ejection chain and filter-and-fan methods in combinatorial optimization. *4OR* **4**(4) 263–296.
- Gschwind, T., M. Drexl. 2019. Adaptive large neighborhood search with a constant-time feasibility test for the dial-a-ride problem. *Transportation Science* **53**(2) 480–491.
- Hansen, P., N. Mladenović, J. Brimberg, J.A.M. Pérez. 2019. *Variable Neighborhood Search*. Springer, Cham, 57–97.
- Healy, P., R. Moll. 1995. A new extension of local search applied to the dial-a-ride Problem. *European Journal of Operational Research* **83**(1) 83–104.
- Helsgaun, K. 2000. An effective implementation of the Lin-Kernighan traveling salesman heuristic. *European Journal of Operational Research* **126**(1) 106–130.
- Helsgaun, K. 2009. General k-opt submoves for the Lin-Kernighan TSP heuristic. *Mathematical Programming Computation* **1**(2-3) 119–163.
- Hintsch, T., S. Irnich. 2018. Large multiple neighborhood search for the clustered vehicle-routing problem. *European Journal of Operational Research* **270**(1) 118–131.
- Irnich, S. 2008. Solution of real-world postman problems. *European Journal of Operational Research* **190**(1) 52–67.
- Johnson, D., L. Mcgeoch. 1997. The traveling salesman problem: A case study in local optimization. E. Aarts, J.K. Lenstra, eds., *Local Search in Combinatorial Optimization*. Princeton University Press, 215–310.

- 
- Karimi-Mamaghan, M., M. Mohammadi, P. Meyer, A.M. Karimi-Mamaghan, E.-G. Talbi. 2022. Machine learning at the service of meta-heuristics for solving combinatorial optimization problems: A state-of-the-art. *European Journal of Operational Research, Articles in Advance* **296**(2) 393–422.
- Lancia, G., M. Dalpasso. 2019. Algorithmic Strategies for a Fast Exploration of the TSP 4-OPT Neighborhood. M. Paolucci, A. Sciomachen, U. Pierpaolo, eds., *Advances in Optimization and Decision Science for Society, Services and Enterprises*. Springer Berlin Heidelberg, 457–470.
- Laporte, G., S. Ropke, T. Vidal. 2014. Heuristics for the vehicle routing problem. P. Toth, D. Vigo, eds., *Vehicle Routing: Problems, Methods, and Applications*, chap. 4. Society for Industrial and Applied Mathematics, 87–116.
- Levandowsky, M., D. Winter. 1971. Distance between sets. *Nature* **234** 34–35.
- Lin, S., B.W. Kernighan. 1973. An effective heuristic algorithm for the traveling-salesman problem. *Operations Research* **21**(2) 498–516.
- Nagata, Y., S. Kobayashi. 2013. A powerful genetic algorithm using edge assembly crossover for the traveling salesman problem. *INFORMS Journal on Computing* **25**(2) 346–363.
- O’Neil, R.J. 2018. Exact method for solving single-vehicle pickup and delivery problems in real Time. Ph.D. thesis, George Mason University.
- O’Neil, Ryan J., Karla Hoffman. 2019. Decision diagrams for solving traveling salesman problems with pickup and delivery in real time. *Operations Research Letters* **47**(3) 197–201.
- Or, I. 1976. Traveling salesman-type combinatorial problems and their relation to the logistics of regional blood banking. Ph.D. thesis, Northwestern University.
- Parragh, S.N., K.F. Doerner, R.F. Hartl. 2008a. A survey on pickup and delivery problems Part I: Transportation between customers and depot. *Journal für Betriebswirtschaft* **58**(1) 21–51.
- Parragh, S.N., K.F. Doerner, R.F. Hartl. 2008b. A survey on pickup and delivery problems Part II: Transportation between pickup and delivery locations. *Journal für Betriebswirtschaft* **58**(2) 81–117.
- Pisinger, D., S. Ropke. 2019. *Large Neighborhood Search*. Springer, Cham, 99–127.
- Pollaris, H., K. Braekers, A. Caris, G.K. Janssens, S. Limbourg. 2015. Vehicle routing problems with loading constraints: State-of-the-art and future directions. *OR Spectrum* **37**(2) 297–330.
- Psaraftis, H.N. 1983. k-Interchange procedures for local search in a precedence-constrained routing problem. *European Journal of Operational Research* **13**(4) 391–402.
- Reinelt, G. 1991. TSPLIB — A traveling salesman problem library. *ORSA Journal on Computing* **3**(4) 376–384.
- Renaud, J., F.F. Boctor, G. Laporte. 2002. Perturbation heuristics for the pickup and delivery traveling salesman problem. *Computers & Operations Research* **29** 1129–1141.

- Renaud, J., F.F. Boctor, J. Ouenniche. 2000. A heuristic for the pickup and delivery traveling salesman problem. *Computers & Operations Research* **27**(9) 905–916.
- Ropke, S., D. Pisinger. 2006. An adaptive large neighborhood search heuristic for the pickup and delivery problem with time windows. *Transportation Science* **40**(4) 455–472.
- Ruland, K.S. 1994. Polyhedral solution to the pickup and delivery problem. Ph.D. thesis, Sever Institute of Washington University.
- Ruland, K.S., E.Y. Rodin. 1997. The pickup and delivery problem: Faces and branch-and-cut algorithm. *Computers and Mathematics with Applications* **33**(12) 1–13.
- Savelsbergh, M.W.P. 1990. An efficient implementation of local search algorithms for constrained routing problems. *European Journal of Operational Research* **47**(1) 75–85.
- Subramanian, A., E. Uchoa, L.S. Ochi. 2013. A hybrid algorithm for a class of vehicle routing problems. *Computers & Operations Research* **40**(10) 2519–2531.
- Taillard, Éric D., Keld Helsgaun. 2019. POPMUSIC for the travelling salesman problem. *European Journal of Operational Research* **272**(2) 420–429.
- Toffolo, T.A.M., T. Vidal, T. Wauters. 2019. Heuristics for vehicle routing problems: Sequence or set optimization? *Computers & Operations Research* **105** 118–131.
- Toth, P., D. Vigo. 2003. The granular tabu search and its application to the vehicle-routing problem. *INFORMS Journal on Computing* **15**(4) 333–346.
- Uchoa, E., D. Pecin, A. Pessoa, M. Poggi, A. Subramanian, T. Vidal. 2017. New benchmark instances for the capacitated vehicle routing problem. *European Journal of Operational Research* **257**(3) 845–858.
- Veenstra, M., K.J. Roodbergen, I.F.A. Vis, L.C. Coelho. 2017. The pickup and delivery traveling salesman problem with handling costs. *European Journal of Operational Research* **257**(1) 118–132.
- Vidal, T. 2017. Node, edge, arc routing and turn penalties: Multiple problems – One neighborhood extension. *Operations Research* **65**(4) 992–1010.
- Vidal, T. 2022. Hybrid genetic search for the CVRP: Open-source implementation and SWAP\* neighborhood. *Computers and Operations Research* **140** 105643.
- Vidal, T., T.G. Crainic, M. Gendreau, N. Lahrichi, W. Rei. 2012. A hybrid genetic algorithm for multidepot and periodic vehicle routing problems. *Operations Research* **60**(3) 611–624.
- Vidal, T., T.G. Crainic, M. Gendreau, C. Prins. 2013. Heuristics for multi-attribute vehicle routing problems: A survey and synthesis. *European Journal of Operational Research* **231**(1) 1–21.
- Vidal, T., T.G. Crainic, M. Gendreau, C. Prins. 2014. A unified solution framework for multi-attribute vehicle routing problems. *European Journal of Operational Research* **234**(3) 658–673.
- Vidal, T., G. Laporte, P. Matl. 2020. A concise guide to existing and emerging vehicle routing problem variants. *European Journal of Operational Research* **286** 401–416.



- Vidal, T., N. Maculan, L.S. Ochi, P.H.V. Penna. 2016. Large neighborhoods with implicit customer selection for vehicle routing problems with profits. *Transportation Science* **50**(2) 720–734.
- Yildiz, B., M. Savelsbergh. 2019. Provably high-quality solutions for the meal delivery routing problem. *Transportation Science* **53**(5) 1213–1499.

## Electronic Companion: Exponential-Size Neighborhoods for the Pickup-and-Delivery Traveling Salesman Problem

This Electronic Companion provides additional detailed results. The instances of Class 1 and 2 have been introduced in Renaud et al. (2000), whereas the instances of Class 3 come from Dumitrescu et al. (2010). The Grubhub data sets have been introduced in O’Neil (2018) and O’Neil and Hoffman (2019) and are accessible at <https://github.com/grubhub/tsppdlib>. Finally, the instances of Class X have been introduced in the present study.

Tables EC.1–EC.4 and EC.6 provide detailed results over ten runs for all classes of instances. The format of the tables is identical to that of Table 5 in the main paper, except that Best and Avg solution values as well as CPU times (T(s)) are provided for each separate instance. Known optimal solutions from Dumitrescu et al. (2010) are also marked with an \*. As discussed in the paper, CPU times have been scaled to obtain an equivalent time on an AMD Rome 7532 2.40GHz. Table EC.5 reports the average number of moves of each type applied during a local search on the different instances subgroups. Finally, Table EC.7 gives the detailed data used to generate Figures 7 and 8, based on the the first run of HGS. It compares the time taken by Ruland+CP+AP and HGS to attain a solution-quality target of 10%, 5%, and 0% from the known optimal solution.

Table EC.1: Detailed results on the instances of Class X

Instance	N	BKS	RR			RR-FAST			HGS		
			Avg	Best	T(s)	Avg	Best	T(s)	Avg	Best	T(s)
X-n101-k25A	101	8333	<b>8333.00</b>	8333.00	101.00	<b>8333.00</b>	8333.00	101.00	<b>8333.00</b>	8333.00	101.00
X-n101-k25B	101	8341	<b>8341.00</b>	8341.00	101.00	<b>8341.00</b>	8341.00	101.00	<b>8341.00</b>	8341.00	101.00
X-n101-k25C	101	8549	<b>8549.00</b>	8549.00	101.00	<b>8549.00</b>	8549.00	101.00	<b>8549.00</b>	8549.00	101.00
X-n106-k14A	106	6019	<b>6019.00</b>	6019.00	105.00	<b>6019.00</b>	6019.00	105.00	<b>6019.00</b>	6019.00	105.00
X-n106-k14B	106	6288	<b>6288.00</b>	6288.00	105.00	<b>6288.00</b>	6288.00	105.00	<b>6288.00</b>	6288.00	105.00
X-n106-k14C	106	6399	<b>6399.00</b>	6399.00	105.00	<b>6399.00</b>	6399.00	105.00	<b>6399.00</b>	6399.00	105.00
X-n110-k13A	110	9421	<b>9421.00</b>	9421.00	109.00	<b>9421.00</b>	9421.00	109.00	<b>9421.00</b>	9421.00	109.00
X-n110-k13B	110	9429	<b>9429.00</b>	9429.00	109.00	<b>9429.00</b>	9429.00	109.00	<b>9429.00</b>	9429.00	109.00
X-n110-k13C	110	9779	<b>9779.00</b>	9779.00	109.00	<b>9779.00</b>	9779.00	109.00	<b>9779.00</b>	9779.00	109.00
X-n115-k10A	115	9885	9894.40	9885.00	115.00	<b>9885.00</b>	9885.00	115.00	<b>9885.00</b>	9885.00	115.00
X-n115-k10B	115	9837	<b>9837.00</b>	9837.00	115.00	<b>9837.00</b>	9837.00	115.00	<b>9837.00</b>	9837.00	115.00
X-n115-k10C	115	10054	10056.20	10054.00	115.00	<b>10054.00</b>	10054.00	115.00	<b>10054.00</b>	10054.00	115.00
X-n120-k6A	120	9311	<b>9311.00</b>	9311.00	119.00	<b>9311.00</b>	9311.00	119.00	<b>9311.00</b>	9311.00	119.00
X-n120-k6B	120	9533	<b>9533.00</b>	9533.00	119.00	<b>9533.00</b>	9533.00	119.00	<b>9533.00</b>	9533.00	119.00
X-n120-k6C	120	9595	<b>9595.00</b>	9595.00	119.00	<b>9595.00</b>	9595.00	119.00	<b>9595.00</b>	9595.00	119.00
X-n125-k30A	125	7762	7773.00	7773.00	125.00	7773.00	7773.00	125.00	<b>7762.00</b>	7762.00	125.00
X-n125-k30B	125	7746	<b>7746.00</b>	7746.00	125.00	<b>7746.00</b>	7746.00	125.00	<b>7746.00</b>	7746.00	125.00
X-n125-k30C	125	8078	8080.30	8078.00	125.00	8078.20	8078.00	125.00	<b>8078.00</b>	8078.00	125.00
X-n129-k18A	129	9905	9966.30	9953.00	129.00	9949.10	9908.00	129.00	<b>9905.00</b>	9905.00	129.00
X-n129-k18B	129	9916	<b>9916.00</b>	9916.00	129.00	<b>9916.00</b>	9916.00	129.00	<b>9916.00</b>	9916.00	129.00
X-n129-k18C	129	10100	<b>10100.00</b>	10100.00	129.00	<b>10100.00</b>	10100.00	129.00	<b>10100.00</b>	10100.00	129.00
X-n134-k13A	134	5393	5393.70	5393.00	133.00	<b>5393.00</b>	5393.00	133.00	<b>5393.00</b>	5393.00	133.00
X-n134-k13B	134	5552	5560.90	5552.00	133.00	5555.90	5554.00	133.00	<b>5552.00</b>	5552.00	133.00
X-n134-k13C	134	5500	5505.50	5500.00	133.00	5500.50	5500.00	133.00	<b>5500.00</b>	5500.00	133.00
X-n139-k10A	139	10710	10719.60	10710.00	139.00	10712.10	10710.00	139.00	<b>10710.00</b>	10710.00	139.00
X-n139-k10B	139	10607	10608.40	10607.00	139.00	<b>10607.00</b>	10607.00	139.00	<b>10607.00</b>	10607.00	139.00
X-n139-k10C	139	10534	10556.70	10534.00	139.00	<b>10534.00</b>	10534.00	139.00	<b>10534.00</b>	10534.00	139.00
X-n143-k7A	143	10634	<b>10634.00</b>	10634.00	143.00	10642.90	10634.00	143.00	<b>10634.00</b>	10634.00	143.00
X-n143-k7B	143	10672	<b>10672.00</b>	10672.00	143.00	<b>10672.00</b>	10672.00	143.00	<b>10672.00</b>	10672.00	143.00
X-n143-k7C	143	11331	11336.60	11331.00	143.00	11331.30	11331.00	143.00	<b>11331.00</b>	11331.00	143.00
X-n148-k46A	148	10227	10342.20	10258.00	147.00	10291.00	10227.00	147.00	<b>10227.00</b>	10227.00	147.00
X-n148-k46B	148	10394	10422.10	10395.00	147.00	10395.30	10394.00	147.00	<b>10394.00</b>	10394.00	147.00
X-n148-k46C	148	10313	10314.40	10313.00	147.00	<b>10313.00</b>	10313.00	147.00	<b>10313.00</b>	10313.00	147.00
X-n153-k22A	153	7160	7165.80	7160.00	153.00	<b>7160.00</b>	7160.00	153.00	<b>7160.00</b>	7160.00	153.00
X-n153-k22B	153	7348	7389.80	7367.00	153.00	7376.10	7348.00	153.00	<b>7348.00</b>	7348.00	153.00
X-n153-k22C	153	7325	7426.40	7385.00	153.00	7381.60	7360.00	153.00	<b>7325.00</b>	7325.00	153.00
X-n157-k13A	157	6547	6554.40	6548.00	157.00	6549.10	6547.00	157.00	<b>6547.00</b>	6547.00	157.00
X-n157-k13B	157	6589	<b>6589.00</b>	6589.00	157.00	<b>6589.00</b>	6589.00	157.00	<b>6589.00</b>	6589.00	157.00
X-n157-k13C	157	6847	6847.10	6847.00	157.00	<b>6847.00</b>	6847.00	157.00	<b>6847.00</b>	6847.00	157.00
X-n162-k11A	162	10589	10643.80	10642.00	161.00	10639.20	10624.00	161.00	<b>10589.00</b>	10589.00	161.00
X-n162-k11B	162	10754	10814.00	10772.00	161.00	10783.80	10768.00	161.00	10755.00	10754.00	161.00
X-n162-k11C	162	10724	10741.50	10724.00	161.00	10724.40	10724.00	161.00	<b>10724.00</b>	10724.00	161.00
X-n167-k10A	167	10894	10899.80	10894.00	167.00	<b>10894.00</b>	10894.00	167.00	<b>10894.00</b>	10894.00	167.00
X-n167-k10B	167	11676	11712.20	11677.00	167.00	11684.80	11677.00	167.00	<b>11676.00</b>	11676.00	167.00
X-n167-k10C	167	11647	11647.40	11647.00	167.00	<b>11647.00</b>	11647.00	167.00	<b>11647.00</b>	11647.00	167.00
X-n172-k51A	172	10203	10360.80	10307.00	171.00	10337.10	10293.00	171.00	<b>10203.00</b>	10203.00	171.00
X-n172-k51B	172	10281	10287.30	10281.00	171.00	10281.50	10281.00	171.00	<b>10281.00</b>	10281.00	171.00
X-n172-k51C	172	10501	10505.00	10501.00	171.00	<b>10501.00</b>	10501.00	171.00	<b>10501.00</b>	10501.00	171.00
X-n176-k26A	176	11698	11739.60	11710.00	175.00	11711.40	11698.00	175.00	<b>11698.00</b>	11698.00	175.00
X-n176-k26B	176	11655	11665.10	11655.00	175.00	<b>11655.00</b>	11655.00	175.00	<b>11655.00</b>	11655.00	175.00
X-n176-k26C	176	11986	12031.00	11986.00	175.00	11989.30	11986.00	175.00	<b>11986.00</b>	11986.00	175.00
X-n181-k23A	181	7986	7989.30	7986.00	181.00	<b>7986.00</b>	7986.00	181.00	<b>7986.00</b>	7986.00	181.00
X-n181-k23B	181	8087	8129.20	8102.00	181.00	8106.20	8088.00	181.00	<b>8087.00</b>	8087.00	181.00
X-n181-k23C	181	8396	8516.40	8469.00	181.00	8462.70	8413.00	181.00	<b>8396.00</b>	8396.00	181.00
X-n186-k15A	186	11967	11986.30	11975.00	185.00	11975.90	11967.00	185.00	<b>11967.00</b>	11967.00	185.00
X-n186-k15B	186	12314	12380.00	12337.00	185.00	12328.90	12314.00	185.00	<b>12314.00</b>	12314.00	185.00
X-n186-k15C	186	12297	12301.40	12297.00	185.00	<b>12297.00</b>	12297.00	185.00	<b>12297.00</b>	12297.00	185.00
X-n190-k8A	190	6770	6779.00	6772.00	189.00	6771.10	6770.00	189.00	<b>6770.00</b>	6770.00	189.00
X-n190-k8B	190	7043	7065.30	7050.00	189.00	7052.80	7044.00	189.00	7043.10	7043.00	189.00
X-n190-k8C	190	7200	7297.90	7293.00	189.00	7293.50	7292.00	189.00	7210.60	7200.00	189.00
X-n195-k51A	195	11658	11678.90	11671.00	195.00	11673.80	11673.00	195.00	<b>11658.00</b>	11658.00	195.00

(continued next page)

Table EC.1: Detailed results on the instances of Class X

Instance	N	BKS	RR			RR-FAST			HGS		
			Avg	Best	T(s)	Avg	Best	T(s)	Avg	Best	T(s)
X-n195-k51B	195	12023	12036.20	12023.00	195.00	12024.50	12023.00	195.00	<b>12023.00</b>	12023.00	195.00
X-n195-k51C	195	12119	12188.40	12156.00	195.00	12137.90	12119.00	195.00	12134.80	12127.00	195.00
X-n200-k36A	200	8539	8547.50	8539.00	199.00	8539.30	8539.00	199.00	<b>8539.00</b>	8539.00	199.00
X-n200-k36B	200	8372	8386.30	8378.00	199.00	8377.70	8374.00	199.00	8375.60	8372.00	199.00
X-n200-k36C	200	8892	8895.00	8892.00	199.00	<b>8892.00</b>	8892.00	199.00	<b>8892.00</b>	8892.00	199.00
X-n204-k19A	204	12062	12155.10	12083.00	203.00	12080.50	12062.00	203.10	12064.10	12062.00	203.00
X-n204-k19B	204	11676	11714.80	11676.00	203.00	11691.40	11678.00	203.00	<b>11676.00</b>	11676.00	203.00
X-n204-k19C	204	11754	11809.90	11754.00	203.00	<b>11754.00</b>	11754.00	203.00	<b>11754.00</b>	11754.00	203.00
X-n209-k16A	209	12940	13015.40	12940.00	209.00	12993.40	12974.00	209.00	<b>12940.00</b>	12940.00	209.00
X-n209-k16B	209	13053	13140.20	13058.00	209.00	13085.70	13054.00	209.00	<b>13053.00</b>	13053.00	209.00
X-n209-k16C	209	13251	13451.70	13349.00	209.00	13374.30	13263.00	209.00	<b>13251.00</b>	13251.00	209.00
X-n214-k11A	214	7314	7385.40	7376.00	213.00	7373.90	7359.00	213.00	<b>7314.00</b>	7314.00	213.00
X-n214-k11B	214	7414	7486.50	7435.00	213.00	7430.70	7414.00	213.00	<b>7414.00</b>	7414.00	213.00
X-n214-k11C	214	7333	7364.20	7333.00	213.00	7334.60	7333.00	213.00	<b>7333.00</b>	7333.00	213.00
X-n219-k73A	219	13148	13293.60	13252.00	219.00	13249.70	13162.00	219.00	13156.50	13148.00	219.00
X-n219-k73B	219	13216	13313.90	13261.00	219.00	13283.80	13225.00	219.00	<b>13216.00</b>	13216.00	219.00
X-n219-k73C	219	13213	13343.60	13302.00	219.00	13301.10	13283.00	219.00	13219.00	13213.00	219.00
X-n223-k34A	223	12448	12474.50	12457.00	223.00	12462.40	12452.00	223.00	<b>12448.00</b>	12448.00	223.00
X-n223-k34B	223	12874	12944.00	12875.00	223.00	12881.70	12874.00	223.00	<b>12874.00</b>	12874.00	223.00
X-n223-k34C	223	12958	12990.30	12958.00	223.00	<b>12958.00</b>	12958.00	223.00	<b>12958.00</b>	12958.00	223.00
X-n228-k23A	228	10201	10227.80	10201.00	227.00	10201.90	10201.00	227.00	<b>10201.00</b>	10201.00	227.00
X-n228-k23B	228	10508	10550.80	10517.00	227.00	10518.20	10512.00	227.00	<b>10508.00</b>	10508.00	227.00
X-n228-k23C	228	10360	10415.90	10360.00	227.00	10373.10	10360.00	227.00	<b>10360.00</b>	10360.00	227.00
X-n233-k16A	233	12512	12558.40	12520.00	233.00	12519.40	12512.00	233.00	<b>12512.00</b>	12512.00	233.00
X-n233-k16B	233	12834	12919.00	12834.00	233.00	12878.00	12834.00	233.00	12835.00	12834.00	233.00
X-n233-k16C	233	13037	13168.60	13037.00	233.00	13042.30	13037.00	233.00	<b>13037.00</b>	13037.00	233.00
X-n237-k14A	237	13711	13813.50	13728.00	237.00	13762.50	13711.00	237.00	<b>13711.00</b>	13711.00	237.00
X-n237-k14B	237	13389	13493.00	13452.00	237.00	13431.50	13393.00	237.00	13389.80	13389.00	237.00
X-n237-k14C	237	13874	14130.10	14026.00	237.00	13995.60	13961.00	237.00	13910.60	13874.00	237.00
X-n242-k48A	242	13374	13517.90	13402.00	241.00	13404.30	13374.00	241.00	13394.90	13374.00	241.00
X-n242-k48B	242	13514	13707.70	13656.00	241.00	13643.00	13611.00	241.00	<b>13514.00</b>	13514.00	241.00
X-n242-k48C	242	13669	13833.50	13695.00	241.00	13719.60	13689.00	241.00	<b>13669.00</b>	13669.00	241.00
X-n247-k50A	247	8188	8347.00	8260.00	247.00	8288.90	8188.00	247.00	<b>8188.00</b>	8188.00	247.00
X-n247-k50B	247	8231	8329.60	8320.00	247.00	8313.60	8304.00	247.00	8235.80	8231.00	247.00
X-n247-k50C	247	8448	8563.70	8469.00	247.00	8463.90	8448.00	247.00	8458.10	8448.00	247.00
X-n251-k28A	251	12437	12574.50	12500.00	251.00	12507.00	12499.00	251.00	12442.20	12442.00	251.00
X-n251-k28B	251	12627	12771.60	12715.00	251.00	12714.90	12643.00	251.00	12644.40	12627.00	251.00
X-n251-k28C	251	12819	12938.20	12824.00	251.00	12849.00	12839.00	251.00	12825.50	12819.00	251.00
X-n256-k16A	256	11035	11082.30	11049.00	255.00	11061.30	11044.00	255.00	<b>11035.00</b>	11035.00	255.00
X-n256-k16B	256	11447	11555.90	11527.00	255.00	11495.50	11464.00	255.00	<b>11447.00</b>	11447.00	255.00
X-n256-k16C	256	11683	11881.90	11837.00	255.00	11815.20	11750.00	255.00	11690.60	11683.00	255.00
X-n261-k13A	261	14253	14433.10	14280.00	261.00	14325.40	14253.00	261.00	<b>14253.00</b>	14253.00	261.00
X-n261-k13B	261	14285	14383.90	14337.00	261.00	14346.90	14327.00	261.00	<b>14285.00</b>	14285.00	261.00
X-n261-k13C	261	14503	14772.20	14628.00	261.00	14534.00	14503.00	261.00	<b>14503.00</b>	14503.00	261.00
X-n266-k58A	266	13120	13228.00	13147.00	265.00	13183.50	13174.00	265.00	13120.40	13120.00	265.00
X-n266-k58B	266	13301	13461.50	13402.00	265.00	13401.00	13353.00	265.00	13333.90	13327.00	265.00
X-n266-k58C	266	13319	13467.30	13411.00	265.00	13393.80	13322.00	265.00	13319.60	13319.00	265.00
X-n270-k35A	270	13229	13396.00	13306.00	269.00	13329.60	13300.00	269.00	<b>13229.00</b>	13229.00	269.00
X-n270-k35B	270	13215	13340.00	13224.00	269.00	13223.10	13215.00	269.00	<b>13215.00</b>	13215.00	269.00
X-n270-k35C	270	13223	13422.60	13345.00	269.00	13272.90	13233.00	269.00	13229.60	13223.00	269.00
X-n275-k28A	275	9446	9575.40	9520.00	275.00	9477.10	9450.00	275.00	9450.00	9450.00	275.00
X-n275-k28B	275	9688	9822.80	9768.00	275.00	9757.50	9708.00	275.00	9692.40	9688.00	275.00
X-n275-k28C	275	9773	9866.90	9786.00	275.00	9786.20	9779.00	275.00	9781.30	9773.00	275.00
X-n280-k17A	280	14621	14782.80	14695.00	279.00	14680.30	14650.00	279.00	14622.40	14621.00	279.00
X-n280-k17B	280	14860	15082.90	14970.00	279.00	14989.20	14909.00	279.00	<b>14860.00</b>	14860.00	279.00
X-n280-k17C	280	14961	15215.80	15067.00	279.00	15066.00	14969.00	279.00	14984.20	14961.00	279.00
X-n284-k15A	284	10020	10076.70	10046.00	283.00	10048.90	10036.00	283.00	<b>10020.00</b>	10020.00	283.00
X-n284-k15B	284	10293	10398.20	10329.00	283.00	10348.00	10310.00	283.00	10295.40	10293.00	283.00
X-n284-k15C	284	10362	10502.20	10374.00	283.00	10381.30	10364.00	283.00	10365.60	10362.00	283.00
X-n289-k60A	289	14447	14670.80	14585.00	289.00	14579.50	14572.00	289.00	14470.70	14447.00	289.00
X-n289-k60B	289	14429	14513.30	14452.00	289.00	14459.50	14440.00	289.00	14438.10	14429.00	289.00

(continued next page)

Table EC.1: Detailed results on the instances of Class X

Instance	N	BKS	RR			RR-FAST			HGS		
			Avg	Best	T(s)	Avg	Best	T(s)	Avg	Best	T(s)
X-n289-k60C	289	14681	14943.20	14772.00	289.00	14845.30	14730.00	289.00	14684.50	14681.00	289.00
X-n294-k50A	294	14644	14972.10	14721.00	293.00	14686.60	14644.00	293.00	<b>14644.00</b>	14644.00	293.00
X-n294-k50B	294	14884	15027.00	14918.00	293.00	14931.00	14893.00	293.00	14887.20	14884.00	293.00
X-n294-k50C	294	15483	15773.70	15552.00	293.00	15635.00	15577.00	293.00	15544.30	15511.00	293.00
X-n298-k31A	298	15184	15396.60	15271.00	297.00	15235.00	15187.00	297.00	15190.30	15187.00	297.00
X-n298-k31B	298	15237	15475.80	15262.00	297.00	15280.60	15243.00	297.00	15251.40	15237.00	297.00
X-n298-k31C	298	15482	15718.60	15579.00	297.00	15601.60	15538.00	297.00	15508.30	15482.00	297.00
X-n303-k21A	303	12331	12434.00	12362.00	303.00	12382.10	12362.00	303.00	12354.70	12337.00	303.00
X-n303-k21B	303	12337	12518.10	12418.00	303.00	12408.00	12371.00	303.00	12349.40	12348.00	303.00
X-n303-k21C	303	12190	12409.70	12313.00	303.00	12331.50	12232.00	303.00	12207.00	12190.00	303.00
X-n308-k13A	308	14392	14522.70	14459.00	307.00	14454.00	14397.00	307.00	14400.80	14392.00	307.00
X-n308-k13B	308	14637	14732.20	14639.00	307.00	14645.20	14639.00	307.00	14637.20	14637.00	307.00
X-n308-k13C	308	14927	15119.20	15015.00	307.00	15033.90	14964.00	307.00	14959.70	14936.00	307.00
X-n313-k71A	313	13963	14128.80	14046.00	313.00	13994.40	13970.00	313.00	<b>13963.00</b>	13963.00	313.00
X-n313-k71B	313	14066	14291.30	14082.00	313.00	14103.50	14078.00	313.00	14096.40	14066.00	313.00
X-n313-k71C	313	14242	14601.10	14329.00	313.00	14380.80	14289.00	313.00	<b>14242.00</b>	14242.00	313.00
X-n317-k53A	317	9901	9959.80	9907.00	317.00	9913.70	9901.00	317.00	<b>9901.00</b>	9901.00	317.00
X-n317-k53B	317	9963	10018.50	9982.00	317.00	9993.30	9974.00	317.00	9963.10	9963.00	317.00
X-n317-k53C	317	10054	10080.20	10058.00	317.00	10068.80	10054.00	317.00	<b>10054.00</b>	10054.00	317.00
X-n322-k28A	322	15091	15280.90	15193.00	321.00	15199.70	15140.00	321.00	15096.50	15092.00	321.00
X-n322-k28B	322	15553	15833.00	15662.00	321.00	15666.20	15627.00	321.00	15630.40	15609.00	321.00
X-n322-k28C	322	15833	16171.40	16057.00	321.00	16030.70	15903.00	321.00	15894.20	15880.00	321.00
X-n327-k20A	327	14786	14890.30	14812.00	327.00	14818.20	14804.00	327.00	14787.80	14786.00	327.00
X-n327-k20B	327	15095	15243.10	15148.00	327.00	15160.40	15121.00	327.00	15166.30	15095.00	327.00
X-n327-k20C	327	15083	15444.70	15360.00	327.00	15312.00	15248.00	327.00	15166.70	15152.00	327.00
X-n331-k15A	331	15726	15938.10	15760.00	331.00	15805.60	15736.00	331.00	<b>15726.00</b>	15726.00	331.00
X-n331-k15B	331	16236	16643.60	16498.00	331.00	16479.50	16366.00	331.00	16322.40	16302.00	331.00
X-n331-k15C	331	16419	16839.10	16561.00	331.00	16610.40	16426.00	331.00	16544.50	16419.00	331.00
X-n336-k84A	336	16002	16216.30	16078.00	335.00	16041.40	16012.00	335.00	<b>16002.00</b>	16002.00	335.00
X-n336-k84B	336	16050	16153.20	16109.00	335.00	16120.70	16091.00	335.00	16051.00	16050.00	335.00
X-n336-k84C	336	16368	16828.40	16697.00	335.00	16590.50	16452.00	335.00	16415.60	16405.00	335.00
X-n344-k43A	344	15314	15431.40	15387.00	343.00	15365.40	15318.00	343.00	<b>15314.00</b>	15314.00	343.00
X-n344-k43B	344	15497	15779.70	15557.00	343.00	15549.70	15498.00	343.00	15504.90	15497.00	343.00
X-n344-k43C	344	15758	16014.50	15870.00	343.00	15872.70	15803.00	343.00	15797.10	15779.00	343.00
X-n351-k40A	351	10545	10695.00	10607.00	351.00	10610.30	10565.00	351.00	10547.40	10547.00	351.00
X-n351-k40B	351	10650	10801.00	10768.00	351.00	10740.90	10689.00	351.00	10655.30	10650.00	351.00
X-n351-k40C	351	10834	11053.40	10949.00	351.00	10944.30	10915.00	351.00	10896.90	10867.00	351.00
X-n359-k29A	359	15678	15963.90	15927.00	359.00	15863.20	15714.00	359.00	15697.00	15689.00	359.00
X-n359-k29B	359	15589	15818.20	15701.00	359.00	15657.10	15619.00	359.00	15609.80	15590.00	359.00
X-n359-k29C	359	15777	15955.00	15811.00	359.00	15810.60	15784.00	359.00	15794.60	15777.00	359.00
X-n367-k17A	367	11418	11568.60	11491.00	367.00	11489.00	11437.00	367.00	<b>11418.00</b>	11418.00	367.00
X-n367-k17B	367	11314	11547.30	11401.00	367.00	11409.20	11381.00	367.00	11317.10	11314.00	367.00
X-n367-k17C	367	11720	11935.60	11878.00	367.00	11869.00	11756.00	367.00	11757.40	11732.00	367.00
X-n376-k94A	376	16598	16831.90	16714.00	375.00	16736.20	16682.00	375.00	16629.10	16598.00	375.00
X-n376-k94B	376	16610	17018.00	16936.00	375.00	16807.50	16719.00	375.00	16649.20	16610.00	375.00
X-n376-k94C	376	17166	17516.10	17367.00	375.00	17370.20	17256.00	375.00	17299.40	17236.00	375.00
X-n384-k52A	384	16892	17153.00	17035.00	383.00	17036.80	16966.00	383.00	16892.20	16892.00	383.00
X-n384-k52B	384	17170	17436.70	17273.00	383.00	17190.50	17170.00	383.00	<b>17170.00</b>	17170.00	383.00
X-n384-k52C	384	17629	18034.30	17834.00	383.00	17771.90	17635.00	383.00	17786.40	17679.00	383.00
X-n393-k38A	393	15645	15992.10	15827.00	393.00	15701.50	15648.00	393.00	15650.80	15645.00	393.00
X-n393-k38B	393	15880	16192.90	15961.00	393.00	16065.00	16009.00	393.00	15919.20	15880.00	393.00
X-n393-k38C	393	15968	16378.10	16175.00	393.00	16178.90	16011.00	393.00	16011.30	15968.00	393.00
X-n401-k29A	401	13399	13531.60	13444.00	401.00	13480.50	13412.00	401.00	13403.40	13399.00	401.00
X-n401-k29B	401	13477	13674.30	13544.00	401.00	13587.60	13541.00	401.00	<b>13477.00</b>	13477.00	401.00
X-n401-k29C	401	13700	14185.90	13796.00	401.00	13959.00	13864.00	401.00	13704.20	13700.00	401.00
X-n411-k19A	411	11427	11666.10	11602.00	411.00	11585.10	11504.00	411.00	11438.40	11427.00	411.00
X-n411-k19B	411	11630	11789.60	11703.00	411.00	11715.60	11651.00	411.00	11642.40	11630.00	411.00
X-n411-k19C	411	11709	11817.80	11753.00	411.00	11784.30	11766.00	411.00	11719.10	11709.00	411.00
X-n420-k130A	420	15776	16104.60	15956.00	419.00	15964.10	15875.00	419.00	15806.70	15776.00	419.00
X-n420-k130B	420	16019	16306.00	16192.00	419.00	16113.50	16021.00	419.00	16111.40	16035.00	419.00
X-n420-k130C	420	16496	16780.70	16563.00	419.00	16694.10	16540.00	419.00	16578.20	16533.00	419.00

(continued next page)

Table EC.1: Detailed results on the instances of Class X

Instance	N	BKS	RR			RR-FAST			HGS		
			Avg	Best	T(s)	Avg	Best	T(s)	Avg	Best	T(s)
X-n429-k61A	429	17709	18128.20	17960.00	429.00	17870.10	17709.00	429.00	17725.80	17709.00	429.00
X-n429-k61B	429	17560	17959.20	17630.00	429.00	17727.20	17603.00	429.00	17585.00	17560.00	429.00
X-n429-k61C	429	17911	18483.60	18287.00	429.00	18336.90	18139.00	429.00	18212.70	18047.00	429.00
X-n439-k37A	439	16616	16917.20	16792.00	439.00	16760.30	16670.00	439.00	16623.50	16619.00	439.00
X-n439-k37B	439	16797	17316.40	17070.00	439.00	17072.50	16924.00	439.00	16916.30	16817.00	439.00
X-n439-k37C	439	16954	17410.40	17180.00	439.00	17222.10	17154.00	439.00	17115.70	17039.00	439.00
X-n449-k29A	449	18465	18774.60	18623.00	449.00	18637.30	18516.00	449.00	18473.80	18469.00	449.00
X-n449-k29B	449	18542	18911.50	18755.00	449.00	18727.80	18661.00	449.00	18579.30	18558.00	449.00
X-n449-k29C	449	18749	19355.70	19218.00	449.00	19111.50	19009.00	449.00	18897.20	18756.00	449.00
X-n459-k26A	459	12350	12652.40	12590.00	459.00	12540.20	12467.00	459.00	12412.80	12367.00	459.00
X-n459-k26B	459	12204	12402.30	12257.00	459.00	12283.40	12228.00	459.00	12204.90	12204.00	459.00
X-n459-k26C	459	12464	12770.50	12645.00	459.00	12676.30	12498.00	459.00	12486.40	12464.00	459.00
X-n469-k138A	469	18323	18755.10	18628.00	469.00	18624.30	18460.00	469.00	18352.40	18323.00	469.00
X-n469-k138B	469	18552	18874.10	18671.00	469.00	18682.00	18612.00	469.00	18589.60	18555.00	469.00
X-n469-k138C	469	18868	19363.30	19156.00	469.00	19235.90	19150.00	469.00	19010.30	18893.00	469.00
X-n480-k70A	480	15256	15516.70	15373.00	479.00	15372.30	15304.00	479.00	15263.20	15256.00	479.00
X-n480-k70B	480	15572	15961.60	15753.00	479.00	15890.90	15816.00	479.00	15590.90	15581.00	479.00
X-n480-k70C	480	15929	16237.60	16109.00	479.00	16130.70	15993.00	479.00	16003.90	15946.00	479.00
X-n491-k59A	491	17325	17970.80	17707.00	491.00	17650.00	17488.00	491.00	17354.70	17331.00	491.00
X-n491-k59B	491	17595	18034.50	17755.00	491.00	17741.30	17664.00	491.00	17634.70	17630.00	491.00
X-n491-k59C	491	17852	18363.20	18057.00	491.00	18157.20	17958.00	491.00	17983.90	17859.00	491.00
X-n502-k39A	502	12082	12321.70	12250.00	501.00	12226.50	12189.00	501.00	12122.30	12105.00	501.00
X-n502-k39B	502	12186	12434.80	12259.00	501.00	12335.10	12228.00	501.00	12245.90	12226.00	501.00
X-n502-k39C	502	12457	12668.30	12564.00	501.00	12552.50	12510.00	501.00	12513.90	12494.00	501.00
X-n513-k21A	513	18052	18493.30	18391.00	513.00	18346.00	18276.00	513.00	18200.50	18148.00	513.00
X-n513-k21B	513	17999	18530.70	18359.00	513.00	18227.40	18073.00	513.00	18089.20	18000.00	513.00
X-n513-k21C	513	18106	18619.80	18461.00	513.00	18380.80	18281.00	513.00	18232.60	18108.00	513.00
X-n524-k153A	524	19626	20154.40	19916.00	523.00	19951.10	19785.00	523.00	19735.80	19651.00	523.00
X-n524-k153B	524	19690	20440.90	20177.00	523.00	19992.40	19801.00	523.00	19912.80	19777.00	523.00
X-n524-k153C	524	20240	20794.30	20582.00	523.00	20561.20	20453.00	523.00	20542.10	20351.00	523.00
X-n536-k96A	536	14294	14599.90	14489.00	535.00	14429.50	14371.00	535.00	14312.70	14294.00	535.00
X-n536-k96B	536	14713	14970.60	14890.00	535.00	14878.20	14772.00	535.00	14761.80	14720.00	535.00
X-n536-k96C	536	14884	15440.00	15303.00	535.00	15180.40	15031.00	535.00	14939.20	14886.00	535.00
X-n548-k50A	548	20126	20703.90	20576.00	547.00	20550.30	20350.00	547.00	20285.20	20126.00	547.00
X-n548-k50B	548	20449	21037.20	20830.00	547.00	20780.90	20588.00	547.00	20603.00	20551.00	547.00
X-n548-k50C	548	20669	21270.60	21127.00	547.00	21036.50	20881.00	547.00	20817.60	20669.00	547.00
X-n561-k42A	561	19572	20116.40	19900.00	561.00	19835.60	19753.00	561.00	19674.50	19614.00	561.00
X-n561-k42B	561	19889	20528.60	20328.00	561.00	20132.20	19974.00	561.00	20007.20	19916.00	561.00
X-n561-k42C	561	20273	20942.20	20697.00	561.00	20620.20	20472.00	561.00	20469.90	20299.00	561.00
X-n573-k30A	573	11322	11572.70	11478.00	573.00	11441.60	11416.00	573.00	11385.20	11335.00	573.00
X-n573-k30B	573	11523	11810.40	11747.00	573.00	11679.20	11634.00	573.00	11616.40	11587.00	573.00
X-n573-k30C	573	11550	11856.80	11742.00	573.00	11734.10	11631.00	573.00	11682.90	11579.00	573.00
X-n586-k159A	586	18924	19469.90	19351.00	585.00	19154.90	19052.00	585.00	18954.90	18924.00	585.00
X-n586-k159B	586	19096	19660.30	19441.00	585.00	19448.90	19206.00	585.00	19117.90	19098.00	585.00
X-n586-k159C	586	19319	19910.00	19619.00	585.00	19659.50	19566.00	585.00	19528.10	19332.00	585.00
X-n599-k92A	599	21017	21700.50	21484.00	599.00	21408.00	21302.00	599.00	21178.60	21116.00	599.00
X-n599-k92B	599	21104	21738.30	21456.00	599.00	21252.20	21168.00	599.00	21254.50	21135.00	599.00
X-n599-k92C	599	21610	22421.40	22156.00	599.00	21981.80	21824.00	599.00	21821.70	21715.00	599.00
X-n613-k62A	613	21335	21805.40	21590.00	613.00	21572.90	21478.00	613.00	21388.00	21341.00	613.00
X-n613-k62B	613	21439	22111.20	21837.00	613.00	21794.50	21662.00	613.00	21595.10	21493.00	613.00
X-n613-k62C	613	21740	22462.90	22224.00	613.00	22098.70	21857.00	613.00	22136.90	21933.00	613.00
X-n627-k43A	627	14703	15090.30	15000.00	627.00	14964.30	14823.00	627.00	14716.80	14704.00	627.00
X-n627-k43B	627	14685	14994.00	14869.00	627.00	14825.00	14742.00	627.00	14750.70	14699.00	627.00
X-n627-k43C	627	15124	15774.50	15690.00	627.00	15562.90	15302.00	627.00	15231.90	15190.00	627.00
X-n641-k35A	641	20617	21111.50	20913.00	641.00	20827.20	20737.00	641.00	20703.00	20677.00	641.00
X-n641-k35B	641	20791	21387.10	21302.00	641.00	21094.10	20951.00	641.00	20934.10	20850.00	641.00
X-n641-k35C	641	21229	21970.20	21819.00	641.00	21749.70	21588.00	641.00	21510.10	21355.00	641.00
X-n655-k131A	655	12309	12606.60	12506.00	655.00	12444.20	12376.00	655.00	12374.80	12345.00	655.00
X-n655-k131B	655	12338	12756.20	12633.00	655.00	12585.90	12531.00	655.00	12418.50	12358.00	655.00
X-n655-k131C	655	12656	12928.10	12776.00	655.00	12770.00	12689.00	655.00	12767.20	12685.00	655.00
X-n670-k130A	670	22035	22751.20	22421.00	669.00	22356.90	22201.00	669.00	22194.10	22079.00	669.00

(continued next page)

Table EC.1: Detailed results on the instances of Class X

Instance	N	BKS	RR			RR-FAST			HGS		
			Avg	Best	T(s)	Avg	Best	T(s)	Avg	Best	T(s)
X-n670-k130B	670	22558	23211.20	23009.00	669.01	22873.80	22573.00	669.00	22748.20	22598.00	669.00
X-n670-k130C	670	22978	23776.60	23515.00	669.01	23317.00	23114.00	669.00	23315.00	23181.00	669.00
X-n685-k75A	685	21126	21780.70	21536.00	685.01	21471.60	21265.00	685.00	21261.70	21143.00	685.00
X-n685-k75B	685	21062	21724.00	21403.00	685.01	21377.20	21243.00	685.00	21185.10	21141.00	685.00
X-n685-k75C	685	21494	22121.50	21949.00	685.01	21875.60	21734.00	685.00	21827.70	21698.00	685.00
X-n701-k44A	701	21268	21839.70	21663.00	701.01	21486.10	21352.00	701.00	21457.50	21283.00	701.00
X-n701-k44B	701	20922	21568.40	21415.00	701.01	21234.90	21129.00	701.00	21042.30	20985.00	701.00
X-n701-k44C	701	21493	22233.30	21811.00	701.01	21842.10	21709.00	701.00	21737.50	21542.00	701.00
X-n716-k35A	716	13787	14111.20	14040.00	715.01	13937.20	13882.00	715.00	13877.20	13816.00	715.00
X-n716-k35B	716	13953	14430.20	14289.00	715.01	14170.60	14058.00	715.00	14008.80	13971.00	715.00
X-n716-k35C	716	14213	14539.60	14453.00	715.01	14435.40	14352.00	715.00	14317.70	14219.00	715.00
X-n733-k159A	733	22777	23439.00	23176.00	733.01	23207.20	22997.00	733.00	23020.10	22924.00	733.00
X-n733-k159B	733	23319	24135.80	23852.00	733.01	23745.70	23578.00	733.00	23714.50	23552.00	733.00
X-n733-k159C	733	23445	24262.30	24016.00	733.01	23916.60	23647.00	733.00	23941.40	23822.00	733.00
X-n749-k98A	749	17524	18027.90	17757.00	749.01	17760.80	17663.00	749.00	17651.40	17580.00	749.00
X-n749-k98B	749	17777	18298.20	18142.00	749.01	18060.70	17929.00	749.00	17881.40	17838.00	749.00
X-n749-k98C	749	17870	18670.90	18188.00	749.01	18162.80	18040.00	749.00	18144.10	18010.00	749.00
X-n766-k71A	766	22693	23396.80	23047.00	765.01	23092.70	22928.00	765.00	22940.20	22743.00	765.00
X-n766-k71B	766	22952	23644.70	23386.00	765.01	23487.30	23162.00	765.00	23223.50	23056.00	765.00
X-n766-k71C	766	23106	23830.90	23543.00	765.01	23578.40	23375.00	765.00	23327.50	23177.00	765.00
X-n783-k48A	783	24113	24755.80	24592.00	783.01	24428.40	24343.00	783.00	24309.10	24209.00	783.00
X-n783-k48B	783	24154	25021.40	24856.00	783.01	24634.10	24348.00	783.00	24537.10	24390.00	783.00
X-n783-k48C	783	24850	25525.00	25299.00	783.01	25127.30	24850.00	783.00	25239.90	25071.00	783.00
X-n801-k40A	801	23662	24361.50	24086.00	801.01	23989.00	23855.00	801.00	23857.00	23705.00	801.00
X-n801-k40B	801	23974	24818.90	24527.00	801.01	24514.80	24159.00	801.00	24179.60	24106.00	801.00
X-n801-k40C	801	24675	25477.60	25182.00	801.01	25090.30	24843.00	801.00	25066.20	24989.00	801.00
X-n819-k171A	819	18631	19275.50	19131.00	819.01	19026.70	18943.00	819.00	18740.30	18644.00	819.00
X-n819-k171B	819	18606	19235.00	19033.00	819.01	19026.10	18836.00	819.00	18653.90	18617.00	819.00
X-n819-k171C	819	19246	19842.80	19587.00	819.01	19617.90	19370.00	819.00	19490.80	19379.00	819.00
X-n837-k142A	837	23657	24346.50	24023.00	837.01	23974.30	23813.00	837.00	23910.90	23768.00	837.00
X-n837-k142B	837	23787	24460.60	24159.00	837.01	24036.50	23916.00	837.00	24048.20	23933.00	837.00
X-n837-k142C	837	24431	25271.50	25083.00	837.01	24882.60	24580.00	837.00	24938.80	24738.00	837.00
X-n856-k95A	856	23226	23923.30	23766.00	855.01	23602.40	23439.00	855.00	23509.90	23332.00	855.00
X-n856-k95B	856	23529	24421.20	24211.00	855.01	24039.80	23855.00	855.00	23847.40	23664.00	855.00
X-n856-k95C	856	23696	24508.40	24265.00	855.01	24033.30	23696.00	855.00	24270.40	23974.00	855.00
X-n876-k59A	876	18208	18715.90	18608.00	875.01	18423.30	18328.00	875.00	18339.80	18263.00	875.00
X-n876-k59B	876	18414	18911.80	18764.00	875.01	18628.20	18547.00	875.00	18655.90	18448.00	875.00
X-n876-k59C	876	18538	19177.40	18950.00	875.01	18847.90	18704.00	875.00	18798.80	18654.00	875.00
X-n895-k37A	895	25568	26373.10	26183.00	895.01	25958.60	25860.00	895.00	25805.30	25578.00	895.00
X-n895-k37B	895	25787	26808.20	26461.00	895.02	26207.70	25972.00	895.00	26343.90	26024.00	895.00
X-n895-k37C	895	26417	27487.40	27165.00	895.02	26818.20	26417.00	895.00	27111.70	26835.00	895.00
X-n916-k207A	916	24809	25449.60	25299.00	915.01	25088.90	24814.00	915.00	24985.90	24889.00	915.00
X-n916-k207B	916	24972	25800.30	25455.00	915.02	25311.30	25098.00	915.00	25292.60	25035.00	915.00
X-n916-k207C	916	25599	26154.30	25699.00	915.01	25742.10	25612.00	915.00	25978.40	25599.00	915.00
X-n936-k151A	936	25754	26612.10	26337.00	935.01	26068.10	25863.00	935.00	25992.40	25908.00	935.01
X-n936-k151B	936	26034	26998.30	26753.00	935.02	26601.30	26444.00	935.00	26336.40	26214.00	935.00
X-n936-k151C	936	27070	27672.30	27441.00	935.01	27320.20	27144.00	935.00	27626.30	27373.00	935.00
X-n957-k87A	957	24591	25392.80	25100.00	957.01	24882.80	24677.00	957.00	24868.90	24709.00	957.00
X-n957-k87B	957	25067	25724.60	25488.00	957.01	25239.50	25067.00	957.00	25474.60	25308.00	957.00
X-n957-k87C	957	24814	25594.10	25140.00	957.02	25000.30	24814.00	957.00	25393.90	25235.00	957.00
X-n979-k58A	979	19543	20169.40	19997.00	979.02	19854.30	19743.00	979.00	19726.70	19543.00	979.00
X-n979-k58B	979	19506	20165.10	19965.00	979.01	19702.10	19627.00	979.00	19636.00	19554.00	979.00
X-n979-k58C	979	20548	21089.80	20758.00	979.02	20862.10	20548.00	979.00	21003.10	20781.00	979.00
X-n1001-k43A	1001	26803	27864.50	27515.00	1001.02	27250.60	27041.00	1001.00	27165.60	26896.00	1001.01
X-n1001-k43B	1001	27155	28078.00	27883.00	1001.02	27584.70	27186.00	1001.00	27560.20	27417.00	1001.00
X-n1001-k43C	1001	28066	28881.30	28546.00	1001.02	28400.30	28066.00	1001.00	28625.40	28392.00	1001.00
Average		14931.47	15234.69	15110.29	412.80	15080.66	15000.17	412.80	15013.14	14965.96	412.80

Table EC.2: Detailed Results on the instances of Class 1

Instance	N	BKS	RBO/BC10			RR-VRVC		RR			RR-FAST			HGS		
			Best	Avg	Best	T(s)	Avg	Best	T(s)	Avg	Best	T(s)	Avg	Best	T(s)	
EIL51A	51	464*	464	<b>464.00</b>	464.00	3.62	<b>464.00</b>	464.00	51.00	<b>464.00</b>	464.00	51.00	<b>464.00</b>	464.00	51.00	
EIL51B	51	469*	469	<b>469.00</b>	469.00	3.83	<b>469.00</b>	469.00	51.00	<b>469.00</b>	469.00	51.00	<b>469.00</b>	469.00	51.00	
EIL51C	51	488	488	<b>488.00</b>	488.00	3.90	<b>488.00</b>	488.00	51.00	<b>488.00</b>	488.00	51.00	<b>488.00</b>	488.00	51.00	
ST69A	69	764*	764	<b>764.00</b>	764.00	8.16	<b>764.00</b>	764.00	69.00	<b>764.00</b>	764.00	69.00	<b>764.00</b>	764.00	69.00	
ST69B	69	771	771	<b>771.00</b>	771.00	8.09	<b>771.00</b>	771.00	69.00	<b>771.00</b>	771.00	69.00	<b>771.00</b>	771.00	69.00	
ST69C	69	793	793	<b>793.00</b>	793.00	9.08	<b>793.00</b>	793.00	69.00	<b>793.00</b>	793.00	69.00	<b>793.00</b>	793.00	69.00	
EIL75A	75	583	583	589.30	583.00	10.50	<b>583.00</b>	583.00	75.00	<b>583.00</b>	583.00	75.00	<b>583.00</b>	583.00	75.00	
EIL75B	75	601	601	601.30	601.00	11.28	<b>601.00</b>	601.00	75.00	<b>601.00</b>	601.00	75.00	<b>601.00</b>	601.00	75.00	
EIL75C	75	590	590	590.10	590.00	11.63	<b>590.00</b>	590.00	75.00	<b>590.00</b>	590.00	75.00	<b>590.00</b>	590.00	75.00	
PR75A	75	130531	130531	<b>130531.00</b>	130531.00	10.85	<b>130531.00</b>	130531.00	75.00	<b>130531.00</b>	130531.00	75.00	<b>130531.00</b>	130531.00	75.00	
PR75B	75	128397	128397	128399.00	128397.00	11.13	<b>128397.00</b>	128397.00	75.00	<b>128397.00</b>	128397.00	75.00	<b>128397.00</b>	128397.00	75.00	
PR75C	75	124509	124509	<b>124509.00</b>	124509.00	11.91	<b>124509.00</b>	124509.00	75.00	<b>124509.00</b>	124509.00	75.00	<b>124509.00</b>	124509.00	75.00	
KROA99A	99	24980	24980	25047.20	24980.00	22.62	<b>24980.00</b>	24980.00	99.00	<b>24980.00</b>	24980.00	99.00	<b>24980.00</b>	24980.00	99.00	
KROA99B	99	26552	26552	26561.30	26552.00	24.61	<b>26552.00</b>	26552.00	99.00	<b>26552.00</b>	26552.00	99.00	<b>26552.00</b>	26552.00	99.00	
KROA99C	99	25769	25769	<b>25769.00</b>	25769.00	25.89	<b>25769.00</b>	25769.00	99.00	<b>25769.00</b>	25769.00	99.00	<b>25769.00</b>	25769.00	99.00	
KROB99A	99	25631	25631	25687.80	25631.00	22.48	25639.40	25631.00	99.00	<b>25631.00</b>	25631.00	99.00	<b>25631.00</b>	25631.00	99.00	
KROB99B	99	25384	25384	<b>25384.00</b>	25384.00	24.40	<b>25384.00</b>	25384.00	99.00	<b>25384.00</b>	25384.00	99.00	<b>25384.00</b>	25384.00	99.00	
KROB99C	99	25795	25795	<b>25795.00</b>	25795.00	26.10	<b>25795.00</b>	25795.00	99.00	<b>25795.00</b>	25795.00	99.00	<b>25795.00</b>	25795.00	99.00	
KROC99A	99	26113	26113	26215.50	26113.00	23.19	26118.20	26113.00	99.00	<b>26113.00</b>	26113.00	99.00	<b>26113.00</b>	26113.00	99.00	
KROC99B	99	25602	25602	25640.40	25602.00	24.04	<b>25602.00</b>	25602.00	99.00	<b>25602.00</b>	25602.00	99.00	<b>25602.00</b>	25602.00	99.00	
KROC99C	99	26065	26065	<b>26065.00</b>	26065.00	25.53	<b>26065.00</b>	26065.00	99.00	<b>26065.00</b>	26065.00	99.00	<b>26065.00</b>	26065.00	99.00	
KROD99A	99	25392	25392	25423.50	25392.00	22.27	25409.10	25392.00	99.00	25393.30	25392.00	99.00	<b>25392.00</b>	25392.00	99.00	
KROD99B	99	26179	26179	26212.70	26179.00	23.97	26180.60	26179.00	99.00	<b>26179.00</b>	26179.00	99.00	<b>26179.00</b>	26179.00	99.00	
KROD99C	99	26021	26021	26171.30	26041.00	25.60	26041.00	26041.00	99.00	26041.00	26041.00	99.00	26041.00	26041.00	99.00	
KROE99A	99	25879	25879	25881.50	25879.00	22.77	<b>25879.00</b>	25879.00	99.00	<b>25879.00</b>	25879.00	99.00	<b>25879.00</b>	25879.00	99.00	
KROE99B	99	26584	26584	26642.80	26591.00	24.04	26572.60	26542.00	99.00	26545.60	26542.00	99.00	<b>26542.00</b>	26542.00	99.00	
KROE99C	99	26021	26021	26027.70	26021.00	25.96	<b>26021.00</b>	26021.00	99.00	<b>26021.00</b>	26021.00	99.00	<b>26021.00</b>	26021.00	99.00	
RAT99A	99	1401	1401	1403.30	1401.00	22.41	1400.80	1399.00	99.00	1400.40	1399.00	99.00	<b>1399.00</b>	1399.00	99.00	
RAT99B	99	1460	1460	1472.00	1464.00	24.26	1464.00	1464.00	99.00	1463.60	1460.00	99.00	<b>1460.00</b>	1460.00	99.00	
RAT99C	99	1370	1370	1370.40	1370.00	25.74	<b>1370.00</b>	1370.00	99.00	<b>1370.00</b>	1370.00	99.00	<b>1370.00</b>	1370.00	99.00	
RD99A	99	9506	9522	9523.50	9506.00	22.27	9501.20	9499.00	99.00	9500.80	9499.00	99.00	<b>9496.00</b>	9496.00	99.00	
RD99B	99	9464	9464	<b>9464.00</b>	9464.00	24.33	<b>9464.00</b>	9464.00	99.00	<b>9464.00</b>	9464.00	99.00	<b>9464.00</b>	9464.00	99.00	
RD99C	99	9185	9185	9186.10	9185.00	25.67	<b>9185.00</b>	9185.00	99.00	<b>9185.00</b>	9185.00	99.00	<b>9185.00</b>	9185.00	99.00	
EIL101A	101	695	695	695.80	695.00	25.04	<b>695.00</b>	695.00	101.00	<b>695.00</b>	695.00	101.00	<b>695.00</b>	695.00	101.00	
EIL101B	101	705	705	712.00	705.00	26.17	<b>705.00</b>	705.00	101.00	<b>705.00</b>	705.00	101.00	<b>705.00</b>	705.00	101.00	
EIL101C	101	690	690	<b>690.00</b>	690.00	27.66	<b>690.00</b>	690.00	101.00	<b>690.00</b>	690.00	101.00	<b>690.00</b>	690.00	101.00	
LIN105A	105	17791	17791	17836.00	17824.00	27.02	17774.20	17710.00	105.00	17709.90	17677.00	105.00	<b>17677.00</b>	17677.00	105.00	
LIN105B	105	17482	17482	17486.00	17483.00	29.15	<b>17482.00</b>	17482.00	105.00	<b>17482.00</b>	17482.00	105.00	<b>17482.00</b>	17482.00	105.00	
LIN105C	105	17813	17813	<b>17813.00</b>	17813.00	31.35	<b>17813.00</b>	17813.00	105.00	<b>17813.00</b>	17813.00	105.00	<b>17813.00</b>	17813.00	105.00	
PR107A	107	51537	51537	51596.90	51537.00	28.51	<b>51537.00</b>	51537.00	107.00	<b>51537.00</b>	51537.00	107.00	<b>51537.00</b>	51537.00	107.00	
PR107B	107	51675	51675	51686.00	51686.00	30.71	51686.00	51686.00	107.00	51686.00	51686.00	107.00	51686.00	51686.00	107.00	
PR107C	107	52657	52657	<b>52657.00</b>	52657.00	32.55	<b>52657.00</b>	52657.00	107.00	<b>52657.00</b>	52657.00	107.00	<b>52657.00</b>	52657.00	107.00	
PR123A	123	75542	75542	75603.30	75575.00	42.91	75564.00	75545.00	123.00	75547.70	75542.00	123.00	<b>75542.00</b>	75542.00	123.00	
PR123B	123	75389	75389	75493.90	75389.00	45.67	<b>75389.00</b>	75389.00	123.00	<b>75389.00</b>	75389.00	123.00	<b>75389.00</b>	75389.00	123.00	
PR123C	123	82341	82341	82379.30	82341.00	50.43	<b>82341.00</b>	82341.00	123.00	<b>82341.00</b>	82341.00	123.00	<b>82341.00</b>	82341.00	123.00	
BIER127A	127	132100	133653	133470.40	132100.00	48.51	132430.60	131974.00	127.00	132039.60	131974.00	127.00	<b>131974.00</b>	131974.00	127.00	
BIER127B	127	133503	134670	133793.60	133503.00	51.56	133386.90	133378.00	127.00	<b>133378.00</b>	133378.00	127.00	<b>133378.00</b>	133378.00	127.00	
BIER127C	127	132199	132972	132307.50	132199.00	54.18	132199.00	132199.00	127.00	132195.90	132177.00	127.00	<b>132020.00</b>	132020.00	127.00	
PR135A	135	110939	111475	111519.60	110939.00	55.82	111330.60	111128.00	135.00	111094.80	110939.00	135.00	<b>110939.00</b>	110939.00	135.00	
PR135B	135	110763	110763	110779.10	110763.00	60.78	<b>110763.00</b>	110763.00	135.00	<b>110763.00</b>	110763.00	135.00	<b>110763.00</b>	110763.00	135.00	
PR135C	135	114232	114232	114353.60	114232.00	66.03	114243.10	114232.00	135.00	114232.10	114232.00	135.00	<b>114232.00</b>	114232.00	135.00	
PR143A	143	80274	80274	<b>80274.00</b>	80274.00	67.73	<b>80274.00</b>	80274.00	143.00	<b>80274.00</b>	80274.00	143.00	<b>80274.00</b>	80274.00	143.00	
PR143B	143	89472	90484	89898.00	89472.00	71.77	89634.70	89472.00	143.00	89477.20	89472.00	143.00	<b>89472.00</b>	89472.00	143.00	
PR143C	143	91979	91979	92085.60	91979.00	78.44	<b>91979.00</b>	91979.00	143.00	<b>91979.00</b>	91979.00	143.00	<b>91979.00</b>	91979.00	143.00	
KROA149A	149	30833	31467	30864.10	30833.00	75.39	<b>30833.00</b>	30833.00	149.00	<b>30833.00</b>	30833.00	149.00	<b>30833.00</b>	30833.00	149.00	
KROA149B	149	31733	31733	31808.90	31733.00	81.42	31739.20	31733.00	149.00	<b>31733.00</b>	31733.00	149.00	<b>31733.00</b>	31733.00	149.00	
KROA149C	149	32235	32351	32492.70	32235.00	87.16	32337.30	32235.00	149.00	32236.80	32235.00	149.00	<b>32235.00</b>	32235.00	149.00	
KROB149A	149	31147	31360	31366.90	31147.00	79.01	30821.90	30687.00	149.00	30681.90	30687.00	149.00	<b>30687.00</b>	30687.00	149.00	
KROB149B	149	31696	31995	31745.90	31696.00	81.84	31702.80	31696.00	149.00	31694.50	31687.00	149.00	<b>31687.00</b>	31687.00	149.00	
KROB149C	149	31735	31771	31929.70	31735.00	89.15	31780.90	31735.00	149.00	31742.80	31735.00	149.00	<b>31735.00</b>	31735.00	149.00	

(continued next page)



Table EC.2: Detailed Results on the instances of Class 1

Instance	N	BKS	RBO/BC10		RR-VRVC		RR			RR-FAST			HGS		
			Best	Avg	Best	T(s)	Avg	Best	T(s)	Avg	Best	T(s)	Avg	Best	T(s)
PR151A	151	90494	90494	<b>90494.00</b>	90494.00	94.04	<b>90494.00</b>	90494.00	151.00	<b>90494.00</b>	90494.00	151.00	<b>90494.00</b>	90494.00	151.00
PR151B	151	94937	94937	95256.60	94937.00	90.28	<b>94937.00</b>	94937.00	151.00	<b>94937.00</b>	94937.00	151.00	<b>94937.00</b>	94937.00	151.00
PR151C	151	97288	97288	<b>97288.00</b>	97288.00	92.55	<b>97288.00</b>	97288.00	151.00	<b>97288.00</b>	97288.00	151.00	<b>97288.00</b>	97288.00	151.00
U159A	159	51710	51710	51941.00	51710.00	94.82	51764.00	51710.00	159.00	51710.00	51710.00	159.00	<b>51686.00</b>	51686.00	159.00
U159B	159	50494	50494	50560.90	50494.00	98.94	<b>50494.00</b>	50494.00	159.00	<b>50494.00</b>	50494.00	159.00	<b>50494.00</b>	50494.00	159.00
U159C	159	52479	53189	53322.90	52479.00	107.94	53220.40	52735.00	159.00	52772.30	52202.00	159.00	<b>52187.00</b>	52187.00	159.00
D197A	197	15886	16032	15967.60	15886.00	164.68	15889.90	15886.00	197.00	<b>15886.00</b>	15886.00	197.00	<b>15886.00</b>	15886.00	197.00
D197B	197	16060	16435	16084.80	16060.00	167.02	<b>16060.00</b>	16060.00	197.00	<b>16060.00</b>	16060.00	197.00	<b>16060.00</b>	16060.00	197.00
D197C	197	16673	16724	<b>16673.00</b>	16673.00	179.22	<b>16673.00</b>	16673.00	197.00	<b>16673.00</b>	16673.00	197.00	<b>16673.00</b>	16673.00	197.00
KROA199A	199	34451	34484	34569.00	34451.00	183.55	34419.70	34400.00	199.00	<b>34400.00</b>	34400.00	199.00	<b>34400.00</b>	34400.00	199.00
KROA199B	199	34890	35259	35079.60	34890.00	191.06	34916.70	34874.00	199.00	34880.70	34874.00	199.00	<b>34874.00</b>	34874.00	199.00
KROA199C	199	35982	36251	36331.70	35982.00	207.23	36103.60	35869.00	199.00	35886.10	35856.00	199.00	<b>35856.00</b>	35856.00	199.00
KROB199A	199	34703	34774	34947.40	34703.00	183.26	34866.60	34757.00	199.00	34800.00	34703.00	199.00	<b>34703.00</b>	34703.00	199.00
KROB199B	199	34634	34806	34700.30	34634.00	192.34	34593.70	34364.00	199.00	34397.60	34219.00	199.00	<b>34212.00</b>	34212.00	199.00
KROB199C	199	35613	36784	35888.40	35613.00	207.52	35661.40	35613.00	199.00	35635.30	35626.00	199.00	<b>35613.00</b>	35613.00	199.00
PR225A	225	103652	105321	103711.70	103652.00	234.11	<b>103652.00</b>	103652.00	225.00	<b>103652.00</b>	103652.00	225.00	<b>103652.00</b>	103652.00	225.00
PR225B	225	109402	109502	109759.80	109402.00	250.99	109468.80	109402.00	225.00	109370.70	109324.00	225.00	<b>109324.00</b>	109324.00	225.00
PR225C	225	112240	113116	114198.50	112240.00	268.72	112240.60	112240.00	225.00	<b>112240.00</b>	112240.00	225.00	<b>112240.00</b>	112240.00	225.00
TS225A	225	156646	156646	158742.30	157457.00	251.13	157128.60	156382.00	225.00	155223.50	153886.00	225.00	<b>153834.00</b>	153834.00	225.00
TS225B	225	160404	161353	161529.50	160404.00	263.62	159449.70	157368.00	225.00	157933.70	156839.00	225.00	<b>156839.00</b>	156839.00	225.00
TS225C	225	162437	165073	163254.70	162437.00	277.66	162089.70	161056.00	225.00	160905.70	159868.00	225.00	<b>159868.00</b>	159868.00	225.00
GIL261A	261	2758	2808	2775.50	2758.00	392.20	2773.70	2761.00	261.00	2757.90	2747.00	261.00	<b>2736.00</b>	2736.00	261.00
GIL261B	261	2839	2887	2876.30	2839.00	410.71	2857.50	2833.00	261.00	<b>2835.70</b>	2833.00	261.00	2835.80	2833.00	261.00
GIL261C	261	2812	2885	2839.20	2812.00	436.45	2829.60	2812.00	261.00	2807.90	2798.00	261.00	<b>2796.90</b>	2793.00	261.00
PR263A	263	60858	61805	61221.50	60858.00	383.55	61198.00	60839.00	263.00	61256.20	61045.00	263.00	<b>60800.00</b>	60800.00	263.00
PR263B	263	60360	60489	60568.10	60360.00	393.48	60413.20	60294.00	263.00	60296.00	60294.00	263.00	<b>60294.00</b>	60294.00	263.00
PR263C	263	64158	65514	64171.80	64158.00	450.99	64156.30	64143.00	263.00	<b>64143.00</b>	64143.00	263.00	<b>64143.00</b>	64143.00	263.00
PR299A	299	56681	57532	57526.40	56681.00	560.43	57305.40	57020.00	299.00	56867.60	56560.00	299.00	<b>56560.00</b>	56560.00	299.00
PR299B	299	57613	59342	57916.00	57613.00	589.86	57697.10	57503.00	299.00	57503.00	57503.00	299.00	<b>57320.00</b>	57320.00	299.00
PR299C	299	58860	59436	58989.10	58860.00	637.80	58909.30	58846.00	299.00	58839.40	58743.00	299.00	<b>58601.00</b>	58496.00	299.00
LIN317A	317	49853	51303	50361.10	49853.00	550.78	50285.60	49903.00	317.00	49809.60	49703.00	317.00	<b>49685.40</b>	49678.00	317.00
LIN317B	317	50754	51444	51319.80	50754.00	570.50	50905.30	50558.00	317.00	50682.50	50500.00	317.00	<b>50004.10</b>	50004.00	317.00
LIN317C	317	50815	51257	51147.60	50815.00	631.28	51044.00	50657.00	317.00	50696.60	50651.00	317.00	<b>50638.40</b>	50609.00	317.00
RD399A	399	17359	18101	17685.70	17359.00	989.93	17397.10	17348.00	399.00	17349.70	17339.00	399.00	<b>17327.00</b>	17327.00	399.00
RD399B	399	18014	18451	18272.60	18014.00	1005.74	18236.40	18125.00	399.00	18032.00	17866.00	399.00	<b>17818.60</b>	17738.00	399.00
RD399C	399	18227	18839	18438.00	18227.00	1104.47	18432.50	18289.00	399.00	18241.60	18153.00	399.00	<b>18095.40</b>	18013.00	399.00
FL417A	417	13792	13874	13804.60	13792.00	926.38	13822.40	13708.00	417.00	13651.00	13642.00	417.00	<b>13558.00</b>	13558.00	417.00
FL417B	417	13815	14089	13818.30	13815.00	930.78	<b>13815.00</b>	13815.00	417.00	<b>13815.00</b>	13815.00	417.00	<b>13815.00</b>	13815.00	417.00
FL417C	417	15618	15618	15626.00	15618.00	986.81	<b>15618.00</b>	15618.00	417.00	<b>15618.00</b>	15618.00	417.00	<b>15618.00</b>	15618.00	417.00
PR439A	439	105960	109424	106470.30	105960.00	1062.27	106102.90	105880.00	439.00	105886.30	105880.00	439.00	<b>105259.60</b>	104846.00	439.00
PR439B	439	110241	115580	110866.90	110241.00	1054.26	111032.90	110210.00	439.00	110254.60	110139.00	439.00	<b>110072.40</b>	110027.00	439.00
PR439C	439	113514	113514	115747.50	113681.00	1163.76	115179.40	111654.00	439.00	111979.60	110634.00	439.00	<b>109283.60</b>	109237.00	439.00
PCB441A	441	60259	61289	60709.80	60259.00	1180.28	60406.50	59701.00	441.00	59818.50	59403.00	441.00	<b>59421.00</b>	59161.00	441.00
PCB441B	441	59465	61691	60386.80	59465.00	1191.35	59789.10	59332.00	441.00	59279.80	58966.00	441.00	<b>59051.10</b>	58848.00	441.00
PCB441C	441	59838	61984	61023.10	59838.00	1347.66	61009.50	59966.00	441.00	60146.80	59859.00	441.00	<b>59556.50</b>	59147.00	441.00
D493A	493	35899	37725	36217.70	35899.00	1383.12	36236.80	35932.00	493.00	35762.00	35655.00	493.00	<b>35613.00</b>	35514.00	493.00
D493B	493	36951	37806	37129.70	36951.00	1413.05	37121.60	36864.00	493.00	36856.50	36705.00	493.00	<b>36332.60</b>	36146.00	493.00
D493C	493	37895	38794	38328.80	37895.00	1527.23	38137.10	37671.00	493.00	37839.80	37675.00	493.00	<b>37051.60</b>	36984.00	493.00
Average		47914.38	48323.87	48146.22	47924.44	269.76	47993.20	47836.94	188.50	47838.69	47756.43	188.50	<b>47711.50</b>	47692.58	188.50

**Table EC.3 Detailed results on the instances of Class 2**

Instance	N	BKS	RBO/BC10	RR-VRVC			RR			RR-FAST			HGS		
			Best	Avg	Best	T(s)	Avg	Best	T(s)	Avg	Best	T(s)	Avg	Best	T(s)
N101P1	101	799*	<b>799</b>	<b>799.00</b>	799.00	26.38	<b>799.00</b>	799.00	101.00	<b>799.00</b>	799.00	101.00	<b>799.00</b>	799.00	101.00
N101P2	101	729*	<b>729</b>	<b>729.00</b>	729.00	26.95	<b>729.00</b>	729.00	101.00	<b>729.00</b>	729.00	101.00	<b>729.00</b>	729.00	101.00
N101P3	101	748*	<b>748</b>	<b>748.00</b>	748.00	26.88	<b>748.00</b>	748.00	101.00	<b>748.00</b>	748.00	101.00	<b>748.00</b>	748.00	101.00
N101P4	101	807*	<b>807</b>	<b>807.00</b>	807.00	26.88	<b>807.00</b>	807.00	101.00	<b>807.00</b>	807.00	101.00	<b>807.00</b>	807.00	101.00
N101P5	101	783*	<b>783</b>	<b>783.00</b>	783.00	26.88	<b>783.00</b>	783.00	101.00	<b>783.00</b>	783.00	101.00	<b>783.00</b>	783.00	101.00
N101P6	101	755*	<b>755</b>	<b>755.00</b>	755.00	26.95	<b>755.00</b>	755.00	101.00	<b>755.00</b>	755.00	101.00	<b>755.00</b>	755.00	101.00
N101P7	101	767*	<b>767</b>	<b>767.00</b>	767.00	27.09	<b>767.00</b>	767.00	101.00	<b>767.00</b>	767.00	101.00	<b>767.00</b>	767.00	101.00
N101P8	101	762*	<b>762</b>	<b>762.00</b>	762.00	26.88	<b>762.00</b>	762.00	101.00	<b>762.00</b>	762.00	101.00	<b>762.00</b>	762.00	101.00
N101P9	101	766*	<b>766</b>	<b>766.00</b>	766.00	26.81	<b>766.00</b>	766.00	101.00	<b>766.00</b>	766.00	101.00	<b>766.00</b>	766.00	101.00
N101P10	101	754*	<b>754</b>	<b>754.00</b>	754.00	27.02	<b>754.00</b>	754.00	101.00	<b>754.00</b>	754.00	101.00	<b>754.00</b>	754.00	101.00
N201P1	201	1039*	<b>1039</b>	<b>1039.00</b>	1039.00	183.97	<b>1039.00</b>	1039.00	201.00	<b>1039.00</b>	1039.00	201.00	<b>1039.00</b>	1039.00	201.00
N201P2	201	1086*	<b>1086</b>	<b>1086.00</b>	1086.00	183.26	<b>1086.00</b>	1086.00	201.00	<b>1086.00</b>	1086.00	201.00	<b>1086.00</b>	1086.00	201.00
N201P3	201	1070*	<b>1070</b>	1072.00	1070.00	186.17	<b>1070.00</b>	1070.00	201.00	<b>1070.00</b>	1070.00	201.00	<b>1070.00</b>	1070.00	201.00
N201P4	201	1050*	<b>1050</b>	<b>1050.00</b>	1050.00	183.97	<b>1050.00</b>	1050.00	201.00	<b>1050.00</b>	1050.00	201.00	<b>1050.00</b>	1050.00	201.00
N201P5	201	1052*	<b>1052</b>	<b>1052.00</b>	1052.00	184.54	<b>1052.00</b>	1052.00	201.00	<b>1052.00</b>	1052.00	201.00	<b>1052.00</b>	1052.00	201.00
N201P6	201	1059*	<b>1059</b>	<b>1059.00</b>	1059.00	185.82	<b>1059.00</b>	1059.00	201.00	<b>1059.00</b>	1059.00	201.00	<b>1059.00</b>	1059.00	201.00
N201P7	201	1036*	<b>1036</b>	<b>1036.00</b>	1036.00	185.11	<b>1036.00</b>	1036.00	201.00	<b>1036.00</b>	1036.00	201.00	<b>1036.00</b>	1036.00	201.00
N201P8	201	1079*	<b>1079</b>	<b>1079.00</b>	1079.00	184.75	<b>1079.00</b>	1079.00	201.00	<b>1079.00</b>	1079.00	201.00	<b>1079.00</b>	1079.00	201.00
N201P9	201	1050*	<b>1050</b>	<b>1050.00</b>	1050.00	183.83	<b>1050.00</b>	1050.00	201.00	<b>1050.00</b>	1050.00	201.00	<b>1050.00</b>	1050.00	201.00
N201P10	201	1085*	<b>1085</b>	<b>1085.00</b>	1085.00	184.47	<b>1085.00</b>	1085.00	201.00	<b>1085.00</b>	1085.00	201.00	<b>1085.00</b>	1085.00	201.00
Average		913.80	<b>913.80</b>	913.90	913.80	105.73	<b>913.80</b>	913.80	151.00	<b>913.80</b>	913.80	151.00	<b>913.80</b>	913.80	151.00

Table EC.4 Detailed results on the instances of Class 3

Instance	N	BKS	BC10				RR-VRVC				RR			RR-FAST			HGS		
			Best	Avg	Best	T(s)	Avg	Best	T(s)	Avg	Best	T(s)	Avg	Best	T(s)				
prob5a	11	3585*	3585	<b>3585.00</b>	3585.00	0.21	<b>3585.00</b>	3585.00	11.00	<b>3585.00</b>	3585.00	11.00	<b>3585.00</b>	3585.00	11.00				
prob5b	11	2565*	2565	<b>2565.00</b>	2565.00	0.07	2807.00	2807.00	11.00	2807.00	2807.00	11.00	<b>2565.00</b>	2565.00	11.00				
prob5c	11	3787*	3787	<b>3787.00</b>	3787.00	0.07	<b>3787.00</b>	3787.00	11.00	<b>3787.00</b>	3787.00	11.00	<b>3787.00</b>	3787.00	11.00				
prob5d	11	3128*	3128	<b>3128.00</b>	3128.00	0.07	3230.00	3230.00	11.00	3230.00	3230.00	11.00	<b>3128.00</b>	3128.00	11.00				
prob5e	11	3123*	3123	<b>3123.00</b>	3123.00	0.07	<b>3123.00</b>	3123.00	11.00	<b>3123.00</b>	3123.00	11.00	<b>3123.00</b>	3123.00	11.00				
prob10a	21	4896*	4896	<b>4896.00</b>	4896.00	0.35	<b>4896.00</b>	4896.00	21.00	<b>4896.00</b>	4896.00	21.00	<b>4896.00</b>	4896.00	21.00				
prob10b	21	4490*	4490	<b>4490.00</b>	4490.00	0.35	<b>4490.00</b>	4490.00	21.00	<b>4490.00</b>	4490.00	21.00	<b>4490.00</b>	4490.00	21.00				
prob10c	21	4070*	4070	<b>4070.00</b>	4070.00	0.35	<b>4070.00</b>	4070.00	21.00	<b>4070.00</b>	4070.00	21.00	<b>4070.00</b>	4070.00	21.00				
prob10d	21	4551*	4551	<b>4551.00</b>	4551.00	0.35	<b>4551.00</b>	4551.00	21.00	<b>4551.00</b>	4551.00	21.00	<b>4551.00</b>	4551.00	21.00				
prob10e	21	4874*	4874	<b>4874.00</b>	4874.00	0.35	<b>4874.00</b>	4874.00	21.00	<b>4874.00</b>	4874.00	21.00	<b>4874.00</b>	4874.00	21.00				
prob15a	31	5150*	5150	<b>5150.00</b>	5150.00	0.99	<b>5150.00</b>	5150.00	31.00	<b>5150.00</b>	5150.00	31.00	<b>5150.00</b>	5150.00	31.00				
prob15b	31	5391*	5391	<b>5391.00</b>	5391.00	0.99	<b>5391.00</b>	5391.00	31.00	<b>5391.00</b>	5391.00	31.00	<b>5391.00</b>	5391.00	31.00				
prob15c	31	5008*	5008	<b>5008.00</b>	5008.00	0.99	<b>5008.00</b>	5008.00	31.00	<b>5008.00</b>	5008.00	31.00	<b>5008.00</b>	5008.00	31.00				
prob15d	31	5566*	5566	<b>5566.00</b>	5566.00	0.99	<b>5566.00</b>	5566.00	31.00	<b>5566.00</b>	5566.00	31.00	<b>5566.00</b>	5566.00	31.00				
prob15e	31	5229*	5229	<b>5229.00</b>	5229.00	1.06	<b>5229.00</b>	5229.00	31.00	<b>5229.00</b>	5229.00	31.00	<b>5229.00</b>	5229.00	31.00				
prob20a	41	5698*	5698	<b>5698.00</b>	5698.00	2.27	<b>5698.00</b>	5698.00	41.00	<b>5698.00</b>	5698.00	41.00	<b>5698.00</b>	5698.00	41.00				
prob20b	41	6213*	6213	<b>6213.00</b>	6213.00	2.48	<b>6213.00</b>	6213.00	41.00	<b>6213.00</b>	6213.00	41.00	<b>6213.00</b>	6213.00	41.00				
prob20c	41	6200*	6200	<b>6200.00</b>	6200.00	2.20	<b>6200.00</b>	6200.00	41.00	<b>6200.00</b>	6200.00	41.00	<b>6200.00</b>	6200.00	41.00				
prob20d	41	6106*	6106	<b>6106.00</b>	6106.00	2.20	<b>6106.00</b>	6106.00	41.00	<b>6106.00</b>	6106.00	41.00	<b>6106.00</b>	6106.00	41.00				
prob20e	41	6465*	6465	<b>6465.00</b>	6465.00	2.27	<b>6465.00</b>	6465.00	41.00	<b>6465.00</b>	6465.00	41.00	<b>6465.00</b>	6465.00	41.00				
prob25a	51	7332	7332	<b>7332.00</b>	7332.00	3.90	<b>7332.00</b>	7332.00	51.00	<b>7332.00</b>	7332.00	51.00	<b>7332.00</b>	7332.00	51.00				
prob25b	51	6665*	6665	6665.90	6665.00	3.97	<b>6665.00</b>	6665.00	51.00	<b>6665.00</b>	6665.00	51.00	<b>6665.00</b>	6665.00	51.00				
prob25c	51	7095*	7095	7100.10	7095.00	3.97	<b>7095.00</b>	7095.00	51.00	<b>7095.00</b>	7095.00	51.00	<b>7095.00</b>	7095.00	51.00				
prob25d	51	7069*	7069	7117.30	7069.00	3.97	<b>7069.00</b>	7069.00	51.00	<b>7069.00</b>	7069.00	51.00	<b>7069.00</b>	7069.00	51.00				
prob25e	51	6754*	6754	<b>6754.00</b>	6754.00	3.97	<b>6754.00</b>	6754.00	51.00	<b>6754.00</b>	6754.00	51.00	<b>6754.00</b>	6754.00	51.00				
prob30a	61	7309	7309	<b>7309.00</b>	7309.00	6.60	<b>7309.00</b>	7309.00	61.00	<b>7309.00</b>	7309.00	61.00	<b>7309.00</b>	7309.00	61.00				
prob30b	61	6857*	6857	<b>6857.00</b>	6857.00	6.45	<b>6857.00</b>	6857.00	61.00	<b>6857.00</b>	6857.00	61.00	<b>6857.00</b>	6857.00	61.00				
prob30c	61	7723*	7723	<b>7723.00</b>	7723.00	6.67	<b>7723.00</b>	7723.00	61.00	<b>7723.00</b>	7723.00	61.00	<b>7723.00</b>	7723.00	61.00				
prob30d	61	7310*	7310	7323.40	7310.00	6.60	<b>7310.00</b>	7310.00	61.00	<b>7310.00</b>	7310.00	61.00	<b>7310.00</b>	7310.00	61.00				
prob30e	61	7213	7213	<b>7213.00</b>	7213.00	6.67	<b>7213.00</b>	7213.00	61.00	<b>7213.00</b>	7213.00	61.00	<b>7213.00</b>	7213.00	61.00				
prob35a	71	7746*	7746	<b>7746.00</b>	7746.00	10.21	<b>7746.00</b>	7746.00	71.00	<b>7746.00</b>	7746.00	71.00	<b>7746.00</b>	7746.00	71.00				
prob35b	71	7904	7904	<b>7904.00</b>	7904.00	10.00	<b>7904.00</b>	7904.00	71.00	<b>7904.00</b>	7904.00	71.00	<b>7904.00</b>	7904.00	71.00				
prob35c	71	7949	7949	7953.00	7949.00	10.21	<b>7949.00</b>	7949.00	71.00	<b>7949.00</b>	7949.00	71.00	<b>7949.00</b>	7949.00	71.00				
prob35d	71	7905	7905	7938.20	7905.00	10.07	<b>7905.00</b>	7905.00	71.00	<b>7905.00</b>	7905.00	71.00	<b>7905.00</b>	7905.00	71.00				
prob35e	71	8521	8530	8539.80	8521.00	10.14	<b>8521.00</b>	8521.00	71.00	<b>8521.00</b>	8521.00	71.00	<b>8521.00</b>	8521.00	71.00				
Average		5927.06	5927.31	5930.59	5927.06	3.49	5936.89	5936.89	41.00	5936.89	5936.89	41.00	<b>5927.06</b>	5927.06	41.00				

**Table EC.5 Average number of moves per local search on the instances of Class X**

<i>N</i>	Type	RELOC	2-OPT	OR-OPT	2K-OPT	4-OPT	B&S
100-199	A	9.02	1.34	8.23	1.42	1.64	1.30
	B	11.51	1.77	9.90	1.52	1.66	1.34
	C	15.66	2.75	12.68	1.64	1.70	1.40
200-299	A	14.54	1.88	12.16	1.56	1.83	1.39
	B	18.36	2.45	14.37	1.67	1.82	1.44
	C	27.33	4.23	19.73	1.88	1.91	1.54
300-399	A	18.1	2.25	15.03	1.63	1.96	1.45
	B	22.76	2.93	17.43	1.76	1.92	1.49
	C	36.43	5.22	25.31	2.05	2.05	1.60
400-499	A	23.94	2.86	19.45	1.75	2.10	1.52
	B	29.62	3.66	22.09	1.91	2.05	1.57
	C	50.78	7.05	34.84	2.31	2.24	1.71
500-599	A	32.58	3.60	25.38	1.88	2.29	1.59
	B	43.36	4.85	31.12	2.14	2.29	1.68
	C	67.00	8.77	44.3	2.56	2.44	1.80
600-699	A	37.60	4.00	28.62	1.97	2.38	1.62
	B	49.34	5.35	34.76	2.23	2.42	1.72
	C	85.28	10.66	54.02	2.80	2.63	1.89
700-799	A	47.66	5.07	35.62	2.14	2.52	1.71
	B	57.60	6.28	40.01	2.35	2.48	1.81
	C	90.55	11.37	58.12	2.86	2.65	1.91
800-899	A	55.52	5.80	41.82	2.21	2.73	1.78
	B	64.05	6.99	44.96	2.43	2.58	1.82
	C	114.78	14.11	72.6	3.10	2.93	2.03
900-1001	A	60.93	6.31	45.62	2.30	2.83	1.81
	B	74.02	7.89	51.49	2.52	2.72	1.88
	C	141.16	16.60	86.24	3.39	3.12	2.12
ALL	A	15.71	1.99	13.1	1.56	1.84	1.39
	B	19.92	2.61	15.47	1.69	1.83	1.44
	C	29.90	4.45	21.35	1.90	1.92	1.53
Average		21.48	2.95	16.43	1.71	1.86	1.45

Table EC.6: Detailed results on the Grubhub instances

Instance	N	BKS	HGS		
			Avg	Best	T(s)
grubhub-02-0	5	3214*	<b>3214</b>	3214	$4.49 \times 10^{-3}$
grubhub-02-1	5	2736*	<b>2736</b>	2736	$4.53 \times 10^{-3}$
grubhub-02-2	5	2558*	<b>2558</b>	2558	$4.49 \times 10^{-3}$
grubhub-02-3	5	1382*	<b>1382</b>	1382	$4.42 \times 10^{-3}$
grubhub-02-4	5	2467*	<b>2467</b>	2467	$4.37 \times 10^{-3}$
grubhub-02-5	5	3099*	<b>3099</b>	3099	$4.46 \times 10^{-3}$
grubhub-02-6	5	1778*	<b>1778</b>	1778	$4.38 \times 10^{-3}$
grubhub-02-7	5	2206*	<b>2206</b>	2206	$4.44 \times 10^{-3}$
grubhub-02-8	5	1275*	<b>1275</b>	1275	$4.40 \times 10^{-3}$
grubhub-02-9	5	2121*	<b>2121</b>	2121	$4.42 \times 10^{-3}$
grubhub-03-0	7	2802*	<b>2802</b>	2802	$5.71 \times 10^{-3}$
grubhub-03-1	7	3318*	<b>3318</b>	3318	$8.01 \times 10^{-3}$
grubhub-03-2	7	3050*	<b>3050</b>	3050	$5.24 \times 10^{-3}$
grubhub-03-3	7	3129*	<b>3129</b>	3129	$5.57 \times 10^{-3}$
grubhub-03-4	7	2714*	<b>2714</b>	2714	$5.23 \times 10^{-3}$
grubhub-03-5	7	4993*	<b>4993</b>	4993	$5.22 \times 10^{-3}$
grubhub-03-6	7	3128*	<b>3128</b>	3128	$5.25 \times 10^{-3}$
grubhub-03-7	7	3653*	<b>3653</b>	3653	$7.31 \times 10^{-3}$
grubhub-03-8	7	2419*	<b>2419</b>	2419	$6.88 \times 10^{-3}$
grubhub-03-9	7	4744*	<b>4744</b>	4744	$6.78 \times 10^{-3}$
grubhub-04-0	9	4810*	<b>4810</b>	4810	$6.27 \times 10^{-3}$
grubhub-04-1	9	3041*	<b>3041</b>	3041	$6.79 \times 10^{-3}$
grubhub-04-2	9	3959*	<b>3959</b>	3959	$6.28 \times 10^{-3}$
grubhub-04-3	9	4320*	<b>4320</b>	4320	$6.18 \times 10^{-3}$
grubhub-04-4	9	4718*	<b>4718</b>	4718	$8.58 \times 10^{-3}$
grubhub-04-5	9	4791*	<b>4791</b>	4791	$6.90 \times 10^{-3}$
grubhub-04-6	9	4020*	<b>4020</b>	4020	$6.43 \times 10^{-3}$
grubhub-04-7	9	3987*	<b>3987</b>	3987	$7.21 \times 10^{-3}$
grubhub-04-8	9	4361*	<b>4361</b>	4361	$6.29 \times 10^{-3}$
grubhub-04-9	9	4320*	<b>4320</b>	4320	$7.27 \times 10^{-3}$
grubhub-05-0	11	4259*	<b>4259</b>	4259	$7.51 \times 10^{-3}$
grubhub-05-1	11	5168*	<b>5168</b>	5168	$1.08 \times 10^{-2}$
grubhub-05-2	11	4351*	<b>4351</b>	4351	$9.83 \times 10^{-3}$
grubhub-05-3	11	4318*	<b>4318</b>	4318	$1.04 \times 10^{-2}$
grubhub-05-4	11	4664*	<b>4664</b>	4664	$1.10 \times 10^{-2}$
grubhub-05-5	11	4447*	<b>4447</b>	4447	$1.04 \times 10^{-2}$
grubhub-05-6	11	5824*	<b>5824</b>	5824	$1.06 \times 10^{-2}$
grubhub-05-7	11	4919*	<b>4919</b>	4919	$8.18 \times 10^{-3}$
grubhub-05-8	11	4354*	<b>4354</b>	4354	$7.17 \times 10^{-3}$
grubhub-05-9	11	6001*	<b>6001</b>	6001	$7.73 \times 10^{-3}$
grubhub-06-0	13	4613*	<b>4613</b>	4613	$8.54 \times 10^{-3}$
grubhub-06-1	13	5116*	<b>5116</b>	5116	$1.17 \times 10^{-2}$
grubhub-06-2	13	6147*	<b>6147</b>	6147	$1.23 \times 10^{-2}$
grubhub-06-3	13	4853*	<b>4853</b>	4853	$8.57 \times 10^{-3}$
grubhub-06-4	13	5038*	<b>5038</b>	5038	$1.22 \times 10^{-2}$
grubhub-06-5	13	5628*	<b>5628</b>	5628	$9.85 \times 10^{-3}$
grubhub-06-6	13	5896*	<b>5896</b>	5896	$1.17 \times 10^{-2}$
grubhub-06-7	13	6056*	<b>6056</b>	6056	$1.27 \times 10^{-2}$
grubhub-06-8	13	6037*	<b>6037</b>	6037	$1.34 \times 10^{-2}$
grubhub-06-9	13	5406*	<b>5406</b>	5406	$9.23 \times 10^{-3}$
grubhub-07-0	15	5401*	<b>5401</b>	5401	$1.64 \times 10^{-2}$
grubhub-07-1	15	4897*	<b>4897</b>	4897	$1.49 \times 10^{-2}$
grubhub-07-2	15	6966*	<b>6966</b>	6966	$1.64 \times 10^{-2}$
grubhub-07-3	15	7633*	<b>7633</b>	7633	$1.20 \times 10^{-2}$
grubhub-07-4	15	5139*	<b>5139</b>	5139	$9.16 \times 10^{-3}$
grubhub-07-5	15	6353*	<b>6353</b>	6353	$1.72 \times 10^{-2}$
grubhub-07-6	15	5249*	<b>5249</b>	5249	$1.10 \times 10^{-2}$
grubhub-07-7	15	6522*	<b>6522</b>	6522	$1.65 \times 10^{-2}$
grubhub-07-8	15	6960*	<b>6960</b>	6960	$1.52 \times 10^{-2}$
grubhub-07-9	15	5319*	<b>5319</b>	5319	$1.48 \times 10^{-2}$
grubhub-08-0	17	7394*	<b>7394</b>	7394	$1.80 \times 10^{-2}$
grubhub-08-1	17	7539*	<b>7539</b>	7539	$1.38 \times 10^{-2}$

*(continued on next page)*

Table EC.6: Detailed results on the Grubhub instances

Instance	N	BKS	HGS		
			Avg	Best	T(s)
grubhub-08-2	17	5450*	<b>5450</b>	5450	$1.82 \times 10^{-2}$
grubhub-08-3	17	7694*	<b>7694</b>	7694	$1.88 \times 10^{-2}$
grubhub-08-4	17	6963*	<b>6963</b>	6963	$1.51 \times 10^{-2}$
grubhub-08-5	17	6632*	<b>6632</b>	6632	$1.58 \times 10^{-2}$
grubhub-08-6	17	7318*	<b>7318</b>	7318	$1.66 \times 10^{-2}$
grubhub-08-7	17	7281*	<b>7281</b>	7281	$1.80 \times 10^{-2}$
grubhub-08-8	17	6390*	<b>6390</b>	6390	$1.20 \times 10^{-2}$
grubhub-08-9	17	6684*	<b>6684</b>	6684	$1.89 \times 10^{-2}$
grubhub-09-0	19	7607*	<b>7607</b>	7607	$1.46 \times 10^{-2}$
grubhub-09-1	19	4800*	<b>4800</b>	4800	$1.69 \times 10^{-2}$
grubhub-09-2	19	6820*	<b>6820</b>	6820	$1.89 \times 10^{-2}$
grubhub-09-3	19	7841*	<b>7841</b>	7841	$1.38 \times 10^{-2}$
grubhub-09-4	19	7078*	<b>7078</b>	7078	$1.66 \times 10^{-2}$
grubhub-09-5	19	6598*	<b>6598</b>	6598	$2.10 \times 10^{-2}$
grubhub-09-6	19	6097*	<b>6097</b>	6097	$1.68 \times 10^{-2}$
grubhub-09-7	19	7187*	<b>7187</b>	7187	$2.19 \times 10^{-2}$
grubhub-09-8	19	6333*	<b>6333</b>	6333	$1.59 \times 10^{-2}$
grubhub-09-9	19	7130*	<b>7130</b>	7130	$2.28 \times 10^{-2}$
grubhub-10-0	21	7881*	<b>7881</b>	7881	$2.34 \times 10^{-2}$
grubhub-10-1	21	7954*	<b>7954</b>	7954	$2.47 \times 10^{-2}$
grubhub-10-2	21	6430*	<b>6430</b>	6430	$2.41 \times 10^{-2}$
grubhub-10-3	21	6245*	<b>6245</b>	6245	$2.55 \times 10^{-2}$
grubhub-10-4	21	7589*	<b>7589</b>	7589	$2.43 \times 10^{-2}$
grubhub-10-5	21	7773*	<b>7773</b>	7773	$2.27 \times 10^{-2}$
grubhub-10-6	21	6049*	<b>6049</b>	6049	$2.37 \times 10^{-2}$
grubhub-10-7	21	8061*	<b>8061</b>	8061	$2.42 \times 10^{-2}$
grubhub-10-8	21	6848*	<b>6848</b>	6848	$2.51 \times 10^{-2}$
grubhub-10-9	21	7232*	<b>7232</b>	7232	$2.54 \times 10^{-2}$
grubhub-11-0	23	8637*	<b>8637</b>	8637	$2.72 \times 10^{-2}$
grubhub-11-1	23	7456*	<b>7456</b>	7456	$2.42 \times 10^{-2}$
grubhub-11-2	23	9716*	<b>9716</b>	9716	$2.77 \times 10^{-2}$
grubhub-11-3	23	9117*	<b>9117</b>	9117	$2.67 \times 10^{-2}$
grubhub-11-4	23	7693*	<b>7693</b>	7693	$2.95 \times 10^{-2}$
grubhub-11-5	23	8419*	<b>8419</b>	8419	$3.08 \times 10^{-2}$
grubhub-11-6	23	7683*	<b>7683</b>	7683	$2.40 \times 10^{-2}$
grubhub-11-7	23	6783*	<b>6783</b>	6783	$2.78 \times 10^{-2}$
grubhub-11-8	23	7565*	<b>7565</b>	7565	$2.55 \times 10^{-2}$
grubhub-11-9	23	7342*	<b>7342</b>	7342	$3.25 \times 10^{-2}$
grubhub-12-0	25	8622*	<b>8622</b>	8622	$3.04 \times 10^{-2}$
grubhub-12-1	25	9446*	<b>9446</b>	9446	$2.32 \times 10^{-2}$
grubhub-12-2	25	6764*	<b>6764</b>	6764	$2.94 \times 10^{-2}$
grubhub-12-3	25	8035*	<b>8035</b>	8035	$3.27 \times 10^{-2}$
grubhub-12-4	25	9325*	<b>9325</b>	9325	$2.75 \times 10^{-2}$
grubhub-12-5	25	9269*	<b>9269</b>	9269	$2.75 \times 10^{-2}$
grubhub-12-6	25	8805*	<b>8805</b>	8805	$3.15 \times 10^{-2}$
grubhub-12-7	25	7460*	<b>7460</b>	7460	$3.25 \times 10^{-2}$
grubhub-12-8	25	8030*	<b>8030</b>	8030	$3.19 \times 10^{-2}$
grubhub-12-9	25	8989*	<b>8989</b>	8989	$3.23 \times 10^{-2}$
grubhub-13-0	27	9285*	<b>9285</b>	9285	$3.47 \times 10^{-2}$
grubhub-13-1	27	9484*	<b>9484</b>	9484	$3.62 \times 10^{-2}$
grubhub-13-2	27	9391*	<b>9391</b>	9391	$3.88 \times 10^{-2}$
grubhub-13-3	27	8109*	<b>8109</b>	8109	$3.52 \times 10^{-2}$
grubhub-13-4	27	7555*	<b>7555</b>	7555	$2.57 \times 10^{-2}$
grubhub-13-5	27	9368*	<b>9368</b>	9368	$3.26 \times 10^{-2}$
grubhub-13-6	27	10036*	<b>10036</b>	10036	$3.15 \times 10^{-2}$
grubhub-13-7	27	8976*	<b>8976</b>	8976	$3.76 \times 10^{-2}$
grubhub-13-8	27	9643*	<b>9643</b>	9643	$3.79 \times 10^{-2}$
grubhub-13-9	27	8937*	<b>8937</b>	8937	$3.67 \times 10^{-2}$
grubhub-14-0	29	9464*	<b>9464</b>	9464	$4.04 \times 10^{-2}$
grubhub-14-1	29	9288*	<b>9288</b>	9288	$3.82 \times 10^{-2}$
grubhub-14-2	29	11592*	<b>11592</b>	11592	$3.60 \times 10^{-2}$
grubhub-14-3	29	10681*	<b>10681</b>	10681	$4.36 \times 10^{-2}$

*(continued on next page)*

Table EC.6: Detailed results on the Grubhub instances

Instance	N	BKS	HGS		
			Avg	Best	T(s)
grubhub-14-4	29	8409*	<b>8409</b>	8409	$3.87 \times 10^{-2}$
grubhub-14-5	29	9259*	<b>9259</b>	9259	$3.70 \times 10^{-2}$
grubhub-14-6	29	9031*	<b>9031</b>	9031	$3.96 \times 10^{-2}$
grubhub-14-7	29	8890*	<b>8890</b>	8890	$3.87 \times 10^{-2}$
grubhub-14-8	29	10226*	<b>10226</b>	10226	$3.49 \times 10^{-2}$
grubhub-14-9	29	9091*	<b>9091</b>	9091	$4.06 \times 10^{-2}$
grubhub-15-0	31	10072*	<b>10072</b>	10072	$4.04 \times 10^{-2}$
grubhub-15-1	31	8437*	<b>8437</b>	8437	$4.94 \times 10^{-2}$
grubhub-15-2	31	9510*	<b>9510</b>	9510	$4.44 \times 10^{-2}$
grubhub-15-3	31	10414*	<b>10414</b>	10414	$4.77 \times 10^{-2}$
grubhub-15-4	31	10035*	<b>10035</b>	10035	$4.24 \times 10^{-2}$
grubhub-15-5	31	10580*	<b>10580</b>	10580	$4.77 \times 10^{-2}$
grubhub-15-6	31	8693*	<b>8693</b>	8693	$5.15 \times 10^{-2}$
grubhub-15-7	31	9961*	<b>9961</b>	9961	$4.53 \times 10^{-2}$
grubhub-15-8	31	9959*	<b>9959</b>	9959	$4.29 \times 10^{-2}$
grubhub-15-9	31	11721*	<b>11721</b>	11721	$4.60 \times 10^{-2}$
Average		6591.41	<b>6591.41</b>	6591.41	$2.05 \times 10^{-2}$

Table EC.7: Time-to-target results on Grubhub instances

Instance	N	T(s) of Ruland+AP			T(s) of HGS		
		10%	5%	0%	10%	5%	0%
grubhub-02-0	5	$2.28 \times 10^{-3}$	$2.28 \times 10^{-3}$	$2.28 \times 10^{-3}$	$7.28 \times 10^{-5}$	$7.28 \times 10^{-5}$	$7.28 \times 10^{-5}$
grubhub-02-1	5	$2.08 \times 10^{-3}$	$2.08 \times 10^{-3}$	$2.21 \times 10^{-3}$	$6.95 \times 10^{-5}$	$6.95 \times 10^{-5}$	$6.95 \times 10^{-5}$
grubhub-02-2	5	$2.21 \times 10^{-3}$	$2.21 \times 10^{-3}$	$2.21 \times 10^{-3}$	$7.23 \times 10^{-5}$	$7.23 \times 10^{-5}$	$7.23 \times 10^{-5}$
grubhub-02-3	5	$2.08 \times 10^{-3}$	$2.19 \times 10^{-3}$	$2.19 \times 10^{-3}$	$7.16 \times 10^{-5}$	$7.16 \times 10^{-5}$	$7.16 \times 10^{-5}$
grubhub-02-4	5	$2.22 \times 10^{-3}$	$2.22 \times 10^{-3}$	$2.22 \times 10^{-3}$	$6.95 \times 10^{-5}$	$6.95 \times 10^{-5}$	$6.95 \times 10^{-5}$
grubhub-02-5	5	$2.10 \times 10^{-3}$	$2.10 \times 10^{-3}$	$2.10 \times 10^{-3}$	$6.94 \times 10^{-5}$	$6.94 \times 10^{-5}$	$6.94 \times 10^{-5}$
grubhub-02-6	5	$2.15 \times 10^{-3}$	$2.15 \times 10^{-3}$	$2.15 \times 10^{-3}$	$7.24 \times 10^{-5}$	$7.24 \times 10^{-5}$	$7.24 \times 10^{-5}$
grubhub-02-7	5	$1.97 \times 10^{-3}$	$1.97 \times 10^{-3}$	$1.97 \times 10^{-3}$	$8.14 \times 10^{-5}$	$8.14 \times 10^{-5}$	$8.14 \times 10^{-5}$
grubhub-02-8	5	$2.06 \times 10^{-3}$	$2.06 \times 10^{-3}$	$2.06 \times 10^{-3}$	$7.41 \times 10^{-5}$	$7.41 \times 10^{-5}$	$7.41 \times 10^{-5}$
grubhub-02-9	5	$2.10 \times 10^{-3}$	$2.10 \times 10^{-3}$	$2.10 \times 10^{-3}$	$7.15 \times 10^{-5}$	$7.15 \times 10^{-5}$	$7.15 \times 10^{-5}$
grubhub-03-0	7	$2.44 \times 10^{-3}$	$2.68 \times 10^{-3}$	$2.68 \times 10^{-3}$	$9.76 \times 10^{-5}$	$9.76 \times 10^{-5}$	$9.76 \times 10^{-5}$
grubhub-03-1	7	$2.21 \times 10^{-3}$	$3.17 \times 10^{-3}$	$3.34 \times 10^{-3}$	$9.10 \times 10^{-5}$	$9.10 \times 10^{-5}$	$9.10 \times 10^{-5}$
grubhub-03-2	7	$2.44 \times 10^{-3}$	$2.89 \times 10^{-3}$	$2.89 \times 10^{-3}$	$8.06 \times 10^{-5}$	$8.06 \times 10^{-5}$	$8.06 \times 10^{-5}$
grubhub-03-3	7	$2.19 \times 10^{-3}$	$2.19 \times 10^{-3}$	$2.19 \times 10^{-3}$	$7.48 \times 10^{-5}$	$7.48 \times 10^{-5}$	$8.54 \times 10^{-5}$
grubhub-03-4	7	$2.23 \times 10^{-3}$	$2.23 \times 10^{-3}$	$2.23 \times 10^{-3}$	$7.52 \times 10^{-5}$	$7.52 \times 10^{-5}$	$7.52 \times 10^{-5}$
grubhub-03-5	7	$2.17 \times 10^{-3}$	$2.17 \times 10^{-3}$	$2.17 \times 10^{-3}$	$7.45 \times 10^{-5}$	$7.45 \times 10^{-5}$	$7.45 \times 10^{-5}$
grubhub-03-6	7	$2.42 \times 10^{-3}$	$2.42 \times 10^{-3}$	$2.42 \times 10^{-3}$	$7.80 \times 10^{-5}$	$7.80 \times 10^{-5}$	$7.80 \times 10^{-5}$
grubhub-03-7	7	$2.23 \times 10^{-3}$	$2.23 \times 10^{-3}$	$2.23 \times 10^{-3}$	$1.02 \times 10^{-4}$	$1.02 \times 10^{-4}$	$1.02 \times 10^{-4}$
grubhub-03-8	7	$2.15 \times 10^{-3}$	$2.15 \times 10^{-3}$	$2.15 \times 10^{-3}$	$7.98 \times 10^{-5}$	$7.98 \times 10^{-5}$	$7.98 \times 10^{-5}$
grubhub-03-9	7	$2.22 \times 10^{-3}$	$2.22 \times 10^{-3}$	$2.93 \times 10^{-3}$	$8.80 \times 10^{-5}$	$8.80 \times 10^{-5}$	$8.80 \times 10^{-5}$
grubhub-04-0	9	$2.36 \times 10^{-3}$	$2.36 \times 10^{-3}$	$2.36 \times 10^{-3}$	$9.38 \times 10^{-5}$	$9.38 \times 10^{-5}$	$9.38 \times 10^{-5}$
grubhub-04-1	9	$3.60 \times 10^{-3}$	$3.60 \times 10^{-3}$	$6.83 \times 10^{-3}$	$8.85 \times 10^{-5}$	$1.23 \times 10^{-4}$	$1.23 \times 10^{-4}$
grubhub-04-2	9	$2.73 \times 10^{-3}$	$3.20 \times 10^{-3}$	$3.20 \times 10^{-3}$	$8.26 \times 10^{-5}$	$8.26 \times 10^{-5}$	$8.26 \times 10^{-5}$
grubhub-04-3	9	$4.46 \times 10^{-3}$	$4.62 \times 10^{-3}$	$5.01 \times 10^{-3}$	$8.79 \times 10^{-5}$	$8.79 \times 10^{-5}$	$8.79 \times 10^{-5}$
grubhub-04-4	9	$2.79 \times 10^{-3}$	$3.23 \times 10^{-3}$	$4.27 \times 10^{-3}$	$1.02 \times 10^{-4}$	$1.02 \times 10^{-4}$	$1.02 \times 10^{-4}$
grubhub-04-5	9	$2.38 \times 10^{-3}$	$3.14 \times 10^{-3}$	$4.45 \times 10^{-3}$	$8.58 \times 10^{-5}$	$8.58 \times 10^{-5}$	$1.74 \times 10^{-4}$
grubhub-04-6	9	$2.78 \times 10^{-3}$	$2.78 \times 10^{-3}$	$6.11 \times 10^{-3}$	$1.02 \times 10^{-4}$	$1.02 \times 10^{-4}$	$1.02 \times 10^{-4}$
grubhub-04-7	9	$2.63 \times 10^{-3}$	$2.81 \times 10^{-3}$	$2.81 \times 10^{-3}$	$9.05 \times 10^{-5}$	$9.05 \times 10^{-5}$	$1.47 \times 10^{-4}$
grubhub-04-8	9	$2.43 \times 10^{-3}$	$2.43 \times 10^{-3}$	$2.63 \times 10^{-3}$	$8.40 \times 10^{-5}$	$8.40 \times 10^{-5}$	$8.40 \times 10^{-5}$
grubhub-04-9	9	$3.03 \times 10^{-3}$	$3.57 \times 10^{-3}$	$4.99 \times 10^{-3}$	$1.06 \times 10^{-4}$	$1.06 \times 10^{-4}$	$1.39 \times 10^{-4}$
grubhub-05-0	11	$2.66 \times 10^{-3}$	$2.66 \times 10^{-3}$	$3.39 \times 10^{-3}$	$9.92 \times 10^{-5}$	$9.92 \times 10^{-5}$	$9.92 \times 10^{-5}$
grubhub-05-1	11	$2.80 \times 10^{-3}$	$2.80 \times 10^{-3}$	$2.80 \times 10^{-3}$	$1.39 \times 10^{-4}$	$1.39 \times 10^{-4}$	$1.39 \times 10^{-4}$
grubhub-05-2	11	$3.38 \times 10^{-3}$	$4.76 \times 10^{-3}$	$8.15 \times 10^{-3}$	$1.27 \times 10^{-4}$	$1.27 \times 10^{-4}$	$1.36 \times 10^{-4}$
grubhub-05-3	11	$4.90 \times 10^{-3}$	$5.93 \times 10^{-3}$	$8.60 \times 10^{-3}$	$1.19 \times 10^{-4}$	$1.19 \times 10^{-4}$	$1.19 \times 10^{-4}$
grubhub-05-4	11	$1.09 \times 10^{-2}$	$1.09 \times 10^{-2}$	$1.46 \times 10^{-2}$	$1.29 \times 10^{-4}$	$1.29 \times 10^{-4}$	$1.38 \times 10^{-4}$

(continued on next page)

Table EC.7: Time-to-target results on Grubhub instances

Instance	N	T(s) of Ruland+AP			T(s) of HGS		
		10%	5%	0%	10%	5%	0%
grubhub-05-5	11	$2.89 \times 10^{-3}$	$2.89 \times 10^{-3}$	$3.83 \times 10^{-3}$	$1.09 \times 10^{-4}$	$1.09 \times 10^{-4}$	$1.96 \times 10^{-4}$
grubhub-05-6	11	$5.14 \times 10^{-3}$	$5.78 \times 10^{-3}$	$6.07 \times 10^{-3}$	$1.06 \times 10^{-4}$	$1.06 \times 10^{-4}$	$1.06 \times 10^{-4}$
grubhub-05-7	11	$3.12 \times 10^{-3}$	$5.05 \times 10^{-3}$	$6.75 \times 10^{-3}$	$9.57 \times 10^{-5}$	$9.57 \times 10^{-5}$	$1.31 \times 10^{-4}$
grubhub-05-8	11	$2.72 \times 10^{-3}$	$2.72 \times 10^{-3}$	$3.19 \times 10^{-3}$	$8.82 \times 10^{-5}$	$8.82 \times 10^{-5}$	$8.82 \times 10^{-5}$
grubhub-05-9	11	$2.79 \times 10^{-3}$	$3.02 \times 10^{-3}$	$3.37 \times 10^{-3}$	$1.04 \times 10^{-4}$	$1.04 \times 10^{-4}$	$1.04 \times 10^{-4}$
grubhub-06-0	13	$2.96 \times 10^{-3}$	$3.19 \times 10^{-3}$	$4.46 \times 10^{-3}$	$1.04 \times 10^{-4}$	$1.04 \times 10^{-4}$	$1.04 \times 10^{-4}$
grubhub-06-1	13	$6.57 \times 10^{-3}$	$5.12 \times 10^{-2}$	$5.58 \times 10^{-2}$	$1.43 \times 10^{-4}$	$1.51 \times 10^{-4}$	$1.64 \times 10^{-4}$
grubhub-06-2	13	$3.54 \times 10^{-3}$	$4.72 \times 10^{-3}$	$8.25 \times 10^{-3}$	$1.45 \times 10^{-4}$	$1.45 \times 10^{-4}$	$1.45 \times 10^{-4}$
grubhub-06-3	13	$5.83 \times 10^{-3}$	$6.76 \times 10^{-3}$	$6.76 \times 10^{-3}$	$1.22 \times 10^{-4}$	$1.22 \times 10^{-4}$	$1.22 \times 10^{-4}$
grubhub-06-4	13	$7.25 \times 10^{-3}$	$7.25 \times 10^{-3}$	$1.70 \times 10^{-2}$	$1.40 \times 10^{-4}$	$1.51 \times 10^{-4}$	$3.40 \times 10^{-4}$
grubhub-06-5	13	$3.02 \times 10^{-3}$	$3.02 \times 10^{-3}$	$5.84 \times 10^{-3}$	$1.18 \times 10^{-4}$	$1.18 \times 10^{-4}$	$1.18 \times 10^{-4}$
grubhub-06-6	13	$4.73 \times 10^{-3}$	$1.20 \times 10^{-2}$	$1.76 \times 10^{-2}$	$1.13 \times 10^{-4}$	$1.13 \times 10^{-4}$	$1.81 \times 10^{-4}$
grubhub-06-7	13	$1.78 \times 10^{-2}$	$2.24 \times 10^{-2}$	$2.57 \times 10^{-2}$	$1.27 \times 10^{-4}$	$1.27 \times 10^{-4}$	$1.35 \times 10^{-4}$
grubhub-06-8	13	$9.90 \times 10^{-3}$	$1.47 \times 10^{-2}$	$3.30 \times 10^{-2}$	$1.13 \times 10^{-4}$	$1.13 \times 10^{-4}$	$1.19 \times 10^{-4}$
grubhub-06-9	13	$3.21 \times 10^{-3}$	$3.76 \times 10^{-3}$	$1.21 \times 10^{-2}$	$1.05 \times 10^{-4}$	$1.05 \times 10^{-4}$	$1.05 \times 10^{-4}$
grubhub-07-0	15	$3.34 \times 10^{-3}$	$3.80 \times 10^{-3}$	$1.31 \times 10^{-2}$	$1.44 \times 10^{-4}$	$1.44 \times 10^{-4}$	$1.44 \times 10^{-4}$
grubhub-07-1	15	$8.11 \times 10^{-3}$	$9.41 \times 10^{-3}$	$1.21 \times 10^{-2}$	$1.63 \times 10^{-4}$	$1.63 \times 10^{-4}$	$1.63 \times 10^{-4}$
grubhub-07-2	15	$3.59 \times 10^{-3}$	$6.63 \times 10^{-3}$	$6.63 \times 10^{-3}$	$1.49 \times 10^{-4}$	$1.49 \times 10^{-4}$	$1.49 \times 10^{-4}$
grubhub-07-3	15	$5.26 \times 10^{-3}$	$1.61 \times 10^{-2}$	$2.44 \times 10^{-2}$	$1.35 \times 10^{-4}$	$1.35 \times 10^{-4}$	$2.00 \times 10^{-4}$
grubhub-07-4	15	$1.42 \times 10^{-2}$	$1.49 \times 10^{-2}$	$1.49 \times 10^{-2}$	$1.12 \times 10^{-4}$	$1.12 \times 10^{-4}$	$1.12 \times 10^{-4}$
grubhub-07-5	15	$4.55 \times 10^{-3}$	$4.55 \times 10^{-3}$	$9.85 \times 10^{-3}$	$1.23 \times 10^{-4}$	$1.23 \times 10^{-4}$	$1.23 \times 10^{-4}$
grubhub-07-6	15	$3.42 \times 10^{-3}$	$5.69 \times 10^{-3}$	$2.15 \times 10^{-2}$	$1.06 \times 10^{-4}$	$1.06 \times 10^{-4}$	$1.35 \times 10^{-4}$
grubhub-07-7	15	$4.66 \times 10^{-3}$	$6.92 \times 10^{-3}$	$9.89 \times 10^{-2}$	$1.38 \times 10^{-4}$	$1.38 \times 10^{-4}$	$1.75 \times 10^{-4}$
grubhub-07-8	15	$9.82 \times 10^{-3}$	$9.82 \times 10^{-3}$	$2.43 \times 10^{-2}$	$1.40 \times 10^{-4}$	$1.40 \times 10^{-4}$	$1.46 \times 10^{-4}$
grubhub-07-9	15	$4.15 \times 10^{-3}$	$5.61 \times 10^{-3}$	$6.26 \times 10^{-3}$	$1.51 \times 10^{-4}$	$2.12 \times 10^{-4}$	$2.12 \times 10^{-4}$
grubhub-08-0	17	$4.23 \times 10^{-3}$	$4.23 \times 10^{-3}$	$7.26 \times 10^{-3}$	$1.80 \times 10^{-4}$	$2.40 \times 10^{-4}$	$8.21 \times 10^{-4}$
grubhub-08-1	17	$2.12 \times 10^{-2}$	$2.96 \times 10^{-2}$	$3.46 \times 10^{-2}$	$1.30 \times 10^{-4}$	$1.30 \times 10^{-4}$	$2.51 \times 10^{-4}$
grubhub-08-2	17	$1.19 \times 10^{-2}$	$1.13 \times 10^{-1}$	$1.24 \times 10^{-1}$	$1.90 \times 10^{-4}$	$1.90 \times 10^{-4}$	$2.38 \times 10^{-4}$
grubhub-08-3	17	$8.74 \times 10^{-2}$	$1.71 \times 10^{-1}$	$1.71 \times 10^{-1}$	$1.47 \times 10^{-4}$	$1.52 \times 10^{-4}$	$2.24 \times 10^{-4}$
grubhub-08-4	17	$1.24 \times 10^{-2}$	$1.71 \times 10^{-2}$	$3.79 \times 10^{-2}$	$1.43 \times 10^{-4}$	$1.43 \times 10^{-4}$	$2.16 \times 10^{-4}$
grubhub-08-5	17	$7.24 \times 10^{-2}$	$8.44 \times 10^{-2}$	$9.91 \times 10^{-2}$	$1.50 \times 10^{-4}$	$1.50 \times 10^{-4}$	$1.58 \times 10^{-4}$
grubhub-08-6	17	$1.17 \times 10^{-2}$	$5.40 \times 10^{-2}$	$4.02 \times 10^{-1}$	$1.25 \times 10^{-4}$	$1.25 \times 10^{-4}$	$4.40 \times 10^{-4}$
grubhub-08-7	17	$7.19 \times 10^{-3}$	$5.05 \times 10^{-2}$	$1.43 \times 10^{-1}$	$1.73 \times 10^{-4}$	$1.73 \times 10^{-4}$	$2.17 \times 10^{-4}$
grubhub-08-8	17	$3.69 \times 10^{-2}$	$5.53 \times 10^{-2}$	$5.91 \times 10^{-2}$	$1.34 \times 10^{-4}$	$1.34 \times 10^{-4}$	$1.34 \times 10^{-4}$
grubhub-08-9	17	$1.15 \times 10^{-2}$	$1.48 \times 10^{-2}$	$5.98 \times 10^{-2}$	$1.95 \times 10^{-4}$	$2.92 \times 10^{-4}$	$4.39 \times 10^{-4}$
grubhub-09-0	19	$6.90 \times 10^{-3}$	$9.13 \times 10^{-3}$	$4.72 \times 10^{-2}$	$1.46 \times 10^{-4}$	$1.46 \times 10^{-4}$	$1.46 \times 10^{-4}$
grubhub-09-1	19	$8.55 \times 10^{-3}$	$4.39 \times 10^{-2}$	$4.67 \times 10^{-2}$	$1.51 \times 10^{-4}$	$1.71 \times 10^{-4}$	$1.71 \times 10^{-4}$
grubhub-09-2	19	$3.41 \times 10^{-2}$	$1.30 \times 10^{-1}$	$1.30 \times 10^{-1}$	$1.69 \times 10^{-4}$	$2.26 \times 10^{-4}$	$5.52 \times 10^{-4}$
grubhub-09-3	19	$4.55 \times 10^{-3}$	$7.32 \times 10^{-3}$	$1.54 \times 10^{-1}$	$1.77 \times 10^{-4}$	$1.77 \times 10^{-4}$	$2.81 \times 10^{-4}$
grubhub-09-4	19	$6.62 \times 10^{-2}$	$6.78 \times 10^{-2}$	$1.19 \times 10^{-1}$	$2.18 \times 10^{-4}$	$2.18 \times 10^{-4}$	$2.71 \times 10^{-4}$
grubhub-09-5	19	$1.06 \times 10^{-1}$	$2.60 \times 10^{-1}$	$3.01 \times 10^{-1}$	$1.51 \times 10^{-4}$	$1.65 \times 10^{-4}$	$7.40 \times 10^{-4}$
grubhub-09-6	19	$1.19 \times 10^{-2}$	$2.21 \times 10^{-2}$	$5.83 \times 10^{-2}$	$1.51 \times 10^{-4}$	$1.51 \times 10^{-4}$	$1.51 \times 10^{-4}$
grubhub-09-7	19	$4.57 \times 10^{-2}$	$1.07 \times 10^{-1}$	$1.91 \times 10^{-1}$	$1.79 \times 10^{-4}$	$1.89 \times 10^{-4}$	$5.03 \times 10^{-4}$
grubhub-09-8	19	$9.74 \times 10^{-3}$	$1.33 \times 10^{-1}$	$1.34 \times 10^{-1}$	$1.56 \times 10^{-4}$	$1.56 \times 10^{-4}$	$4.63 \times 10^{-4}$
grubhub-09-9	19	$8.16 \times 10^{-3}$	$1.52 \times 10^{-1}$	$3.06 \times 10^{-1}$	$2.17 \times 10^{-4}$	$2.26 \times 10^{-4}$	$2.45 \times 10^{-4}$
grubhub-10-0	21	$1.12 \times 10^{-2}$	$2.74 \times 10^{-2}$	$2.83 \times 10^{-1}$	$1.93 \times 10^{-4}$	$1.93 \times 10^{-4}$	$4.85 \times 10^{-4}$
grubhub-10-1	21	$3.11 \times 10^{-1}$	$4.93 \times 10^{-1}$	$6.55 \times 10^{-1}$	$1.77 \times 10^{-4}$	$1.77 \times 10^{-4}$	$7.77 \times 10^{-4}$
grubhub-10-2	21	$1.03 \times 10^{-1}$	$2.41 \times 10^{-1}$	$2.41 \times 10^{-1}$	$2.22 \times 10^{-4}$	$3.68 \times 10^{-4}$	$4.13 \times 10^{-4}$
grubhub-10-3	21	$5.22 \times 10^{-3}$	$5.22 \times 10^{-3}$	$1.96 \times 10^{-2}$	$1.99 \times 10^{-4}$	$1.99 \times 10^{-4}$	$2.37 \times 10^{-4}$
grubhub-10-4	21	$1.06 \times 10^{-1}$	$1.06 \times 10^{-1}$	$2.58 \times 10^{-1}$	$1.84 \times 10^{-4}$	$1.94 \times 10^{-4}$	$5.14 \times 10^{-4}$
grubhub-10-5	21	$1.16 \times 10^{-1}$	$1.66 \times 10^{-1}$	$1.71 \times 10^{-1}$	$1.82 \times 10^{-4}$	$1.82 \times 10^{-4}$	$1.82 \times 10^{-4}$
grubhub-10-6	21	$1.31 \times 10^{-1}$	$1.59 \times 10^{-1}$	$1.82 \times 10^{-1}$	$2.02 \times 10^{-4}$	$2.02 \times 10^{-4}$	$4.88 \times 10^{-4}$
grubhub-10-7	21	$8.11 \times 10^{-2}$	$1.03 \times 10^{-1}$	$1.25 \times 10^{-1}$	$1.89 \times 10^{-4}$	$2.01 \times 10^{-4}$	$3.15 \times 10^{-4}$
grubhub-10-8	21	$3.69 \times 10^{-1}$	$3.69 \times 10^{-1}$	$4.28 \times 10^{-1}$	$2.10 \times 10^{-4}$	$2.10 \times 10^{-4}$	$2.52 \times 10^{-4}$
grubhub-10-9	21	$4.70 \times 10^{-2}$	$2.68 \times 10^{-1}$	$2.89 \times 10^{-1}$	$2.08 \times 10^{-4}$	$2.80 \times 10^{-4}$	$3.27 \times 10^{-4}$
grubhub-11-0	23	$7.30 \times 10^{-1}$	7.99	$5.10 \times 10^1$	$2.19 \times 10^{-4}$	$2.44 \times 10^{-4}$	$1.30 \times 10^{-3}$
grubhub-11-1	23	$8.03 \times 10^{-3}$	$1.07 \times 10^{-1}$	$1.07 \times 10^{-1}$	$1.92 \times 10^{-4}$	$1.92 \times 10^{-4}$	$2.04 \times 10^{-4}$
grubhub-11-2	23	$1.61 \times 10^{-2}$	$2.49 \times 10^{-1}$	$1.47 \times 10^1$	$1.99 \times 10^{-4}$	$2.10 \times 10^{-4}$	$4.28 \times 10^{-3}$
grubhub-11-3	23	$1.23 \times 10^{-2}$	$1.30 \times 10^{-2}$	$3.29 \times 10^{-1}$	$2.43 \times 10^{-4}$	$2.43 \times 10^{-4}$	$5.98 \times 10^{-4}$
grubhub-11-4	23	$7.33 \times 10^{-2}$	2.76	7.06	$2.29 \times 10^{-4}$	$2.29 \times 10^{-4}$	$2.42 \times 10^{-3}$
grubhub-11-5	23	$1.34 \times 10^{-1}$	$3.46 \times 10^{-1}$	4.62	$1.98 \times 10^{-4}$	$2.10 \times 10^{-4}$	$7.81 \times 10^{-4}$
grubhub-11-6	23	$1.23 \times 10^{-2}$	$1.02 \times 10^{-1}$	$1.96 \times 10^{-1}$	$1.94 \times 10^{-4}$	$2.17 \times 10^{-4}$	$4.10 \times 10^{-4}$

(continued on next page)



Table EC.7: Time-to-target results on Grubhub instances

Instance	N	T(s) of Ruland+AP			T(s) of HGS		
		10%	5%	0%	10%	5%	0%
grubhub-11-7	23	3.74	3.74	3.74	$2.22 \times 10^{-4}$	$2.78 \times 10^{-4}$	$4.06 \times 10^{-4}$
grubhub-11-8	23	$5.63 \times 10^{-1}$	$5.63 \times 10^{-1}$	$5.63 \times 10^{-1}$	$1.92 \times 10^{-4}$	$1.92 \times 10^{-4}$	$9.87 \times 10^{-4}$
grubhub-11-9	23	1.35	$2.48 \times 10^1$	$4.42 \times 10^2$	$2.25 \times 10^{-4}$	$3.02 \times 10^{-4}$	$5.95 \times 10^{-4}$
grubhub-12-0	25	4.05	4.05	4.89	$2.35 \times 10^{-4}$	$2.52 \times 10^{-4}$	$4.43 \times 10^{-4}$
grubhub-12-1	25	$3.51 \times 10^{-1}$	$4.62 \times 10^{-1}$	$4.62 \times 10^{-1}$	$1.84 \times 10^{-4}$	$1.92 \times 10^{-4}$	$2.67 \times 10^{-4}$
grubhub-12-2	25	$5.50 \times 10^{-2}$	$1.06 \times 10^{-1}$	$3.11 \times 10^{-1}$	$2.14 \times 10^{-4}$	$2.14 \times 10^{-4}$	$2.21 \times 10^{-3}$
grubhub-12-3	25	$9.15 \times 10^{-1}$	1.04	1.25	$2.18 \times 10^{-4}$	$2.83 \times 10^{-4}$	$5.13 \times 10^{-4}$
grubhub-12-4	25	$1.07 \times 10^{-1}$	$1.43 \times 10^{-1}$	$1.46 \times 10^{-1}$	$2.10 \times 10^{-4}$	$2.10 \times 10^{-4}$	$2.37 \times 10^{-4}$
grubhub-12-5	25	$6.75 \times 10^{-1}$	$6.75 \times 10^{-1}$	$6.94 \times 10^{-1}$	$2.61 \times 10^{-4}$	$2.61 \times 10^{-4}$	$3.84 \times 10^{-4}$
grubhub-12-6	25	$2.28 \times 10^{-2}$	$5.56 \times 10^{-2}$	$3.03 \times 10^{-1}$	$2.26 \times 10^{-4}$	$2.44 \times 10^{-4}$	$6.41 \times 10^{-4}$
grubhub-12-7	25	$2.60 \times 10^{-2}$	$1.07 \times 10^{-1}$	3.17	$2.28 \times 10^{-4}$	$2.50 \times 10^{-4}$	$9.57 \times 10^{-4}$
grubhub-12-8	25	$1.88 \times 10^{-1}$	5.17	5.70	$2.34 \times 10^{-4}$	$2.91 \times 10^{-4}$	$2.89 \times 10^{-3}$
grubhub-12-9	25	$9.39 \times 10^{-1}$	1.05	4.04	$2.43 \times 10^{-4}$	$2.81 \times 10^{-4}$	$6.05 \times 10^{-4}$
grubhub-13-0	27	$2.70 \times 10^{-2}$	$5.88 \times 10^{-1}$	7.45	$2.34 \times 10^{-4}$	$2.34 \times 10^{-4}$	$1.53 \times 10^{-3}$
grubhub-13-1	27	$1.22 \times 10^{-1}$	3.29	3.48	$2.28 \times 10^{-4}$	$3.01 \times 10^{-4}$	$1.72 \times 10^{-3}$
grubhub-13-2	27	$1.88 \times 10^1$	$8.39 \times 10^1$	$1.41 \times 10^2$	$3.03 \times 10^{-4}$	$4.76 \times 10^{-4}$	$1.42 \times 10^{-3}$
grubhub-13-3	27	$4.79 \times 10^{-1}$	$4.79 \times 10^{-1}$	2.35	$2.60 \times 10^{-4}$	$2.95 \times 10^{-4}$	$1.29 \times 10^{-3}$
grubhub-13-4	27	$1.55 \times 10^{-2}$	$1.55 \times 10^{-1}$	$1.89 \times 10^{-1}$	$2.51 \times 10^{-4}$	$2.51 \times 10^{-4}$	$2.51 \times 10^{-4}$
grubhub-13-5	27	$1.21 \times 10^{-1}$	$1.41 \times 10^{-1}$	$2.60 \times 10^{-1}$	$2.51 \times 10^{-4}$	$2.51 \times 10^{-4}$	$3.24 \times 10^{-4}$
grubhub-13-6	27	$1.69 \times 10^{-1}$	$1.69 \times 10^{-1}$	$1.69 \times 10^{-1}$	$2.37 \times 10^{-4}$	$2.37 \times 10^{-4}$	$2.67 \times 10^{-4}$
grubhub-13-7	27	$7.36 \times 10^{-2}$	$1.05 \times 10^1$	$1.59 \times 10^1$	$2.46 \times 10^{-4}$	$2.46 \times 10^{-4}$	$7.48 \times 10^{-4}$
grubhub-13-8	27	$1.64 \times 10^{-2}$	$9.07 \times 10^{-2}$	$2.77 \times 10^1$	$2.43 \times 10^{-4}$	$3.09 \times 10^{-4}$	$6.12 \times 10^{-4}$
grubhub-13-9	27	7.23	7.23	$1.08 \times 10^1$	$2.81 \times 10^{-4}$	$3.30 \times 10^{-4}$	$3.93 \times 10^{-3}$
grubhub-14-0	29	$2.38 \times 10^1$	$4.80 \times 10^1$	$1.66 \times 10^2$	$2.48 \times 10^{-4}$	$2.48 \times 10^{-4}$	$9.82 \times 10^{-3}$
grubhub-14-1	29	$3.67 \times 10^{-1}$	$3.67 \times 10^{-1}$	$4.61 \times 10^{-1}$	$2.34 \times 10^{-4}$	$2.82 \times 10^{-4}$	$3.18 \times 10^{-4}$
grubhub-14-2	29	$2.93 \times 10^{-2}$	$4.60 \times 10^{-1}$	1.90	$2.67 \times 10^{-4}$	$2.67 \times 10^{-4}$	$1.07 \times 10^{-3}$
grubhub-14-3	29	8.20	8.20	$2.45 \times 10^1$	$3.21 \times 10^{-4}$	$3.21 \times 10^{-4}$	$8.04 \times 10^{-4}$
grubhub-14-4	29	$3.77 \times 10^{-1}$	$3.77 \times 10^{-1}$	8.47	$2.87 \times 10^{-4}$	$3.21 \times 10^{-4}$	$7.04 \times 10^{-4}$
grubhub-14-5	29	$3.54 \times 10^{-2}$	$1.15 \times 10^{-1}$	$5.38 \times 10^{-1}$	$2.90 \times 10^{-4}$	$3.36 \times 10^{-4}$	$3.99 \times 10^{-4}$
grubhub-14-6	29	$7.45 \times 10^{-1}$	5.83	5.83	$2.62 \times 10^{-4}$	$2.62 \times 10^{-4}$	$4.60 \times 10^{-4}$
grubhub-14-7	29	$2.12 \times 10^{-1}$	$9.33 \times 10^{-1}$	$9.94 \times 10^{-1}$	$2.87 \times 10^{-4}$	$3.30 \times 10^{-4}$	$1.67 \times 10^{-3}$
grubhub-14-8	29	$1.16 \times 10^{-1}$	$3.38 \times 10^{-1}$	$4.62 \times 10^{-1}$	$2.87 \times 10^{-4}$	$2.87 \times 10^{-4}$	$4.82 \times 10^{-4}$
grubhub-14-9	29	$1.45 \times 10^{-1}$	$7.76 \times 10^1$	$2.13 \times 10^2$	$3.03 \times 10^{-4}$	$3.57 \times 10^{-4}$	$4.44 \times 10^{-3}$
grubhub-15-0	31	6.58	6.58	6.59	$2.74 \times 10^{-4}$	$2.74 \times 10^{-4}$	$5.30 \times 10^{-4}$
grubhub-15-1	31	$3.79 \times 10^2$	$3.79 \times 10^2$	$7.38 \times 10^2$	$3.23 \times 10^{-4}$	$5.31 \times 10^{-4}$	$2.75 \times 10^{-3}$
grubhub-15-2	31	$1.40 \times 10^2$	$1.40 \times 10^2$	$2.23 \times 10^2$	$3.45 \times 10^{-4}$	$3.45 \times 10^{-4}$	$2.98 \times 10^{-3}$
grubhub-15-3	31	$1.10 \times 10^2$	$1.44 \times 10^2$	$4.33 \times 10^2$	$4.32 \times 10^{-4}$	$4.32 \times 10^{-4}$	$9.06 \times 10^{-4}$
grubhub-15-4	31	$1.26 \times 10^1$	$2.40 \times 10^1$	$2.40 \times 10^1$	$2.83 \times 10^{-4}$	$2.83 \times 10^{-4}$	$7.58 \times 10^{-4}$
grubhub-15-5	31	$1.88 \times 10^{-2}$	$1.83 \times 10^{-1}$	$4.34 \times 10^1$	$3.03 \times 10^{-4}$	$3.03 \times 10^{-4}$	$4.30 \times 10^{-3}$
grubhub-15-6	31	$1.81 \times 10^{-1}$	1.20	8.69	$3.15 \times 10^{-4}$	$3.32 \times 10^{-4}$	$2.08 \times 10^{-2}$
grubhub-15-7	31	$2.21 \times 10^1$	$3.33 \times 10^1$	$4.24 \times 10^2$	$3.13 \times 10^{-4}$	$4.45 \times 10^{-4}$	$8.28 \times 10^{-4}$
grubhub-15-8	31	4.31	8.60	$2.17 \times 10^1$	$2.71 \times 10^{-4}$	$3.05 \times 10^{-4}$	$5.39 \times 10^{-4}$
grubhub-15-9	31	$2.21 \times 10^1$	$2.77 \times 10^1$	$2.02 \times 10^2$	$2.92 \times 10^{-4}$	$2.92 \times 10^{-4}$	$4.14 \times 10^{-3}$
Average		5.52	7.64	$2.36 \times 10^1$	$1.73 \times 10^{-4}$	$1.88 \times 10^{-4}$	$7.83 \times 10^{-4}$