

Indirect dark-matter detection with MADDM v3.2 – Lines and Loops

Chiara Arina^{a,b}, Jan Heisig^{c,a}, Fabio Maltoni^{a,d,e}, Daniele Massaro^{d,e,a}, Olivier Mattelaer^a

^a*Centre for Cosmology, Particle Physics and Phenomenology (CP3), Université catholique de Louvain, Chemin du Cyclotron 2, B-1348 Louvain-la-Neuve, Belgium*

^b*Research Institute for Mathematics and Physics (IRMP), Université catholique de Louvain, Chemin du Cyclotron 2, B-1348 Louvain-la-Neuve, Belgium*

^c*Institute for Theoretical Particle Physics and Cosmology, RWTH Aachen University, Sommerfeldstr. 16, D-52056 Aachen, Germany*

^d*Dipartimento di Fisica e Astronomia, Alma Mater Studiorum - Università di Bologna, via Irnerio 46, 40126 Bologna, Italy*

^e*INFN, Sezione di Bologna, viale Berti Pichat 6/2, 40127 Bologna, Italy*

Abstract

Automated tools for the computation of particle physics’ processes have become the backbone of phenomenological studies beyond the standard model. Here, we present MADDM v3.2. This release enables the fully automated computation of loop-induced dark-matter annihilation processes, relevant for indirect detection observables. Special emphasis lies on the annihilation into γX , where $X = \gamma, Z, h$ or any new particle even under the dark symmetry. These processes lead to the sharp spectral feature of monochromatic gamma lines – a smoking-gun signature of dark matter in our Galaxy. MADDM provides the predictions for the respective fluxes near-Earth and derives constraints from the gamma-ray line searches by Fermi-LAT and HESS. As an application, we discuss the implications for the viable parameter space of a top-philic t -channel mediator model and the inert doublet model.

Key words: Dark Matter; Indirect detection; Numerical tools; MadDM.

Contents

1	Introduction	2
2	Loop-induced processes in MADDM	3
2.1	MadLoop interface	3
2.2	Main functionality	4
3	Gamma-ray line phenomenology	5
3.1	Gamma-ray flux	5
3.2	Spectral feature	6
3.3	Experimental constraints	6
4	Physics applications	7
4.1	Simplified top-philic dark-matter model	7
4.2	Inert doublet model	9
5	Discussion and conclusions	10
A	Getting started	11
A.1	Installation	11
A.2	Generate command	12
A.3	Launch command	14
A.4	A complete example	16

B	Astrophysics of gamma-ray lines	20
B.1	<i>J</i> -factor and dark-matter density profiles	20
B.2	Details about experimental data	22
C	Merging algorithm for peaks	24

1. Introduction

Indirect detection is one of the three main strategies to search for dark-matter interactions beyond the gravitational one. It explores traces of dark-matter annihilation or decay in cosmic messengers such as photons, neutrinos, positrons, anti-protons or heavier anti-nuclei. While primary annihilation into unstable standard-model particles typically leads to a continuum spectrum of messenger particles, direct annihilation into neutral messengers can give rise to prominent spectral features, such as monochromatic lines [1–3]. This is a smoking-gun signal for dark matter as the pronounced peak is hardly mimicked by any astrophysical background. While neutrino monochromatic lines typically arise at tree level, see *e.g.* [4–7], annihilation into photons is a loop-induced process as dark matter is commonly considered to be electrically neutral. Even though the signal is suppressed by a loop factor, the experimental sensitivity to such sharp energy spectra is high, such that current gamma-ray telescopes, like Fermi-LAT [8] and HESS [9, 10], set strong constraints on the dark-matter parameter space.

Corresponding to the lowest order in perturbation theory, in renormalizable models, the leading diagrams for annihilating into pairs of photons (or of a photon and a neutral particle such as Z and h) are non-divergent. Nevertheless, their computation can be involved. For instance, the number of diagrams to be computed increases considerably for intricate models that contain many (charged) particles. This calls for the need for an automatized procedure to obtain predictions for gamma-ray lines within generic dark matter models.

In this paper, we present `MADDM` v3.2. It features the automatized computation of loop-induced processes for indirect detection within any dark-matter model for which a `UFO` [11] model at next-to-leading order (NLO) can be generated. This new module builds upon the indirect detection module, released with `MADDM` v3.0 [12] (see also Ref. [13] for a recent update including a short user guide). At the time of writing, it is the only numerical tool with such capability. The currently available public packages¹ provide the computation of loop-induced annihilation cross section only for specific models for which analytic expressions have been obtained in the literature. For instance, `MICROMEGAS` [15] and `DARKSUSY` [16, 17] include expressions for the supersymmetric neutralino dark matter in the minimal supersymmetric standard model (MSSM) [18, 19], and the inert doublet model (IDM) [20]. Further results have been obtained for simplified models [21–25], the next-to-MSSM [26–28], and Kaluza-Klein dark matter [29–31]. Alternatively, there have been efforts in obtaining analytic expression in rather model-independent approaches, see *e.g.* [32, 33] or utilizing an effective theory approach, where the heavy scale physics which gives rise to the interaction between dark matter and the photon is integrated out and the loop processes are reduced to an effective vertex, see *e.g.* [34–44].

Within `MADDM` v3.2 we utilize `MADLOOP` [45] for the computation of loop-induced annihilation processes. `MADLOOP` has been embedded in `MG5_AMC` [46] and has been extensively used to compute QCD and EW corrections in the standard model, and QCD corrections *e.g.* [47–50], and loop-induced processes [51, 52] in the framework of collider searches for dark matter. The automated computation of cross sections for gamma-lines within `MADDM` v3.2 has already been introduced in [53] for *t*-channel simplified models, a category of models where loop-induced processes are highly relevant for indirect dark-matter searches, see *e.g.* [24, 25, 50]. Together with this paper, we release `MADDM` v3.2 (hereafter simply `MADDM`). It includes the automated computation of the respective fluxes for a variety of dark-matter density profiles and exclusion limits from utilizing results from the Fermi-LAT satellite and the HESS telescope.

While the focus of this new `MADDM` release is on sharp spectral features, its capability is more general and accounts for *any* loop-induced dark-matter annihilation channel: an example is annihilation into pair of gluons, which arises at one loop in case of top-philic dark matter, see *e.g.* [48, 54, 55]. These processes lead to a continuum gamma-ray energy spectrum because of the showering and hadronization of the gluons and can, for instance, be constrained

¹ See *e.g.* [14] for a recent review.

by the Fermi-LAT dwarf spheroidal analysis [56, 57]. The new MADDM is designed to recognize the type of energy spectrum produced by the loop-induced process and automatically assign it to the correct analysis pipeline. Note that the automatized loop process computation is performed exclusively for indirect detection. The automated inclusion of loop-induced processes and higher-order corrections in the relic density computation² goes beyond the scope of this article and is left for future work.

The remainder of the paper is organised as follows. In section 2, we discuss the generation of one-loop processes within MADDM, provide details on the required UFO model files and outline the main functionalities of the program. Relevant astrophysical aspects of gamma-ray line searches are detailed in 3, while section 4 provides a phenomenological study of gamma-ray line signatures within two simple dark-matter models: a top-philic t -channel mediator model and the IDM. We conclude in section 5. Further details and technicalities can be found in the appendices. In appendix A, we provide a short user guide focusing on the new features. In appendix B, we describe the implementation of automatic J -factor computation and provide more information about the experimental data. In appendix C we describe the treatment of multiple line signatures within MADDM.

2. Loop-induced processes in MADDM

2.1. MadLoop interface

One-loop computation is now a very mature topic with a large number of tools and libraries designed for such computations (see the review [62] and references therein). In the context of this work, we use MADLOOP [45], more precisely, the loop-induced implementation of it [51]. The task of MADLOOP is to generate all the Feynman diagrams and to numerically evaluate the numerator of such diagram either as a complex number or as a polynomial in the loop-momenta. Such information can be used by COLLIER [63], NINJA [64–66], CUTTOOLS [67] or IREGI [68], to decompose the loop in a sum of scalar integrals either employing tensor integral reduction (TIR, introduced by Passarino & Veltman [69]) or by performing the reduction at the integrand level (OPP method [70]). Finally, the library OneLoop [71] or QCDDLoop [72] are used to return the finite part and the pole of the associated loop.

A key characteristic of MADLOOP is its flexibility to use all the above-mentioned alternative tools to find the most suitable for the decomposition of a given loop integral. Such a decomposition can be numerically unstable (for example in TIR when the Gram determinant vanishes) and can lead to unreliable results. For a given computational tool, MADLOOP assesses the numerical stability of the result either using the estimator of the associated method or by simply re-evaluating the same quantity after a boost or rotation. If the error is higher than a user-specified threshold, another tool is used. If none of the methods encoded in MADLOOP returns a result precise enough, the code redoes the computation in quadruple precision (available for NINJA and CUTTOOLS) which is two orders of magnitude slower. The capacity of MADLOOP to test various reduction algorithms allows minimizing the number of times quadruple precision is needed.

In general, loop computations require special attention to properly handle the finite parts coming from dimensional regularization (where all quantities are defined in d dimension with $d = 4 - 2\epsilon$). Such terms have two origins. They arise from the epsilon part of the denominator (called R_1) and of the numerator (called R_2). Thanks to the fact that the denominators have a simple and well-defined analytical structure, R_1 can always be systematically reconstructed in the loop evaluation procedure. The computation of R_2 is more complex and is typically done analytically before the computation of the loop, *i.e.* at the stage of generating the UFO model files, as described below.

The computation of loop-induced processes is often more challenging than the one related to NLO processes associated with a Born amplitude B . This has multiple reasons. First, in standard computations, one can do the reduction of the loop directly on the amplitude summed/averaged over the helicities of the initial/final states, while in the case of loop-induced processes, the reduction needs to be performed for each helicity combination independently. To mitigate the slowing down, the strategy used in MG5_AMC and MADDM is to Monte-Carlo over helicity contributions. Second, in computations at NLO one can avoid evaluating the loop contribution for each phase-space point. The trick is to use the Born amplitude (up to a normalization factor) as an approximation of the loop amplitude L , which corresponds at the integral level at the trivial formula $\int L = \int \alpha B + \int (L - \alpha B)$. The application of importance sampling on the latter equality reduces considerably the number of times the loop is computed. This trick is obviously not possible for

²See refs. [58–61] for related work.

loop-induced processes rendering their evaluation computationally intensive. A dedicated effort on the phase-space parametrization (and on the parallelization) has been achieved in [51].

To be able to perform loop computations within MG5_AMC and MadDM it is necessary to import NLO UFO model files. This can be achieved by using FEYNRULES [73], FEYNARTS [74] and NLOCT [75]. NLOCT is a specific software enabling the analytical computation of the R_2 terms and ultra-violet (UV) counter-terms for a given model. The latter are required for NLO computation and need to be included in the NLO UFO format, although they are not used for the computation of loop-induced processes. To be more specific, the user has to implement the model in FEYNRULES by writing the Lagrangian in the appropriate form. Afterwards, it is renormalized within FEYNRULES. To enable electroweak loops the flag QCDonly needs to be set to False. Feynman gauge should be used. The renormalized Lagrangian is then passed to FEYNARTS, which expresses the various interaction vertices in terms of their couplings and Lorentz structures. Subsequently, NLOCT is called to solve the renormalization conditions and compute the UV counter-terms and the R_2 terms. The lists of the R_2 terms and UV counter-terms are written on an external file by NLOCT, which must be imported in FEYNRULES to obtain the NLO UFO format of the model. Depending on the model, the file .nlo produced by NLOCT could be sizeable, making the exporting of the model slow or unstable. It is advisable to make use of the Assumptions list when running NLOCT to specify the possible relations between the parameters of the model (for example by writing explicitly the relations between the particles of the standard model). Those relations will be used during the computation to shorten the analytical expressions of the UV and R_2 terms. It is possible to export a model using either the $\overline{\text{MS}}$ or $\overline{\text{MS}}$ renormalization schemes; the latter is recommended. Note that in the presence of unstable internal particles in the loop the use of the complex mass scheme can improve numerical stability. It can be enabled by choosing ComplexMass->True in the WriteCT command, see [75] for details.

2.2. Main functionality

For dark-matter phenomenology, loop-induced annihilation processes with one or two photons in the final state are of particular interest as it provides a smoking-gun signature of monochromatic gamma-lines. MadDM automatically generates all contributing diagrams for a given dark-matter model by running the command:

```
MadDM> generate indirect_spectral_features
```

More precisely, it generates all diagrams for the final states $\gamma\gamma$ and γX , where X includes the Z and h particles of the standard model as well as *all* additional beyond standard model (BSM) particles, that are lighter than twice the dark-matter mass and transform even under the dark symmetry that stabilizes dark matter. Individual channels can be generated by explicitly specifying the final state, *e.g.*

```
MadDM> generate indirect_spectral_features a z
```

Besides the annihilation cross section, MadDM computes the fluxes and the experimental constraints as discussed in section 3. More details on the commands introduced with this release and the corresponding output are provided in appendix A.

Loop-induced annihilation into other final states may contribute to the continuum flux of cosmic messengers. A prominent example is annihilation into a pair of gluons, gg , that subsequently shower and hadronize. This channel can, for instance, become relevant in top-philic dark-matter models, where dark matter couples only to the top quark at tree level, see *e.g.* [48, 54, 55]. In the absence of a tree-level diagram for the channel, MadDM automatically switches to the loop-induced mode. Hence, this annihilation channel is considered by executing the command:

```
MadDM> generate indirect_detection g g
```

It can also be computed together with tree-level diagrams:

```
MadDM> generate indirect_detection
MadDM> add indirect_detection g g
```

Here, the first line leads to the computation of all $2 \rightarrow 2$ tree-level annihilation processes. For more details about the existing syntax of MadDM see [12, 13].) After the computation of the annihilation cross section and generation of

events, MADDM proceeds with the indirect detection analysis pipeline as introduced in [12]: The energy spectra are either obtained using PYTHIA 8 [76] or the PPPC4DMID tables [77]. Subsequently, the energy spectra of all contributions (including tree-level contributions if present) are summed up to obtain the total fluxes at source and (if requested) near Earth. The corresponding gamma-ray flux is confronted with constraints from Fermi-LAT observations of dwarf spheroidal galaxies [56].

3. Gamma-ray line phenomenology

3.1. Gamma-ray flux

Photons travel straight (*i.e.* on geodesics) from the production to the detection point and, hence, they trace their sources. In general, the differential gamma-ray flux integrated over the region of interest (ROI) in the sky is given by:

$$\frac{d\Phi}{dE_\gamma}(E_\gamma) = \frac{1}{8\pi m_{\text{DM}}^2} \sum_i \langle \sigma v \rangle_i \frac{dN_\gamma^i}{dE_\gamma} \int_{\text{ROI}} d\Omega \int_{\text{los}} \rho^2(\mathbf{r}) dl. \quad (1)$$

where $\langle \sigma v \rangle_i$ is the velocity averaged cross-section of dark-matter particles with a mass m_{DM} into final states labeled by i . E_γ and N_γ is the photon energy and the number of photons per annihilation, respectively. Accordingly, dN_γ^i/dE_γ is the differential gamma-ray energy spectrum per annihilation. For dark-matter candidates that are not self-conjugated, eq. (1) has to be multiplied by an additional factor of 1/2. MADDM provides both the differential flux as well as the total integrated flux. The second part of the equation defines the J factor:

$$J \equiv \int_{\text{ROI}} d\Omega \int_{\text{los}} \rho^2(\mathbf{r}) dl, \quad (2)$$

where $\rho(\mathbf{r})$ denotes the dark-matter density distribution. The second integral integrated is performed over the line of sight (los) l . The most commonly assumed dark-matter density profiles are spherically symmetric and given by:

- Generalised Navarro-Frenk-White (gNFW) [78]

$$\rho_{\text{gNFW}}(r) = \rho_s \left(\frac{r_s}{r} \right)^{-\gamma} \left(1 + \frac{r}{r_s} \right)^{\gamma-3}; \quad (3)$$

- Einasto [79]

$$\rho_{\text{Ein}}(r) = \rho_s \exp \left\{ -\frac{2}{\alpha} \left[\left(\frac{r}{r_s} \right)^\alpha - 1 \right] \right\}; \quad (4)$$

- Burkert [80]

$$\rho_{\text{Burkert}}(r) = \rho_s \left(1 + \frac{r}{r_s} \right)^{-1} \left[1 + \left(\frac{r}{r_s} \right)^2 \right]^{-1}; \quad (5)$$

- Isothermal [81]

$$\rho_{\text{Iso}}(r) = \rho_s \left[1 + \left(\frac{r}{r_s} \right)^2 \right]^{-1}. \quad (6)$$

In all density profiles, the parameters r_s and ρ_s are the scale radius and the scale density, respectively. For a given r_s , ρ_s is normalized to match the specified energy density measured at the Sun position (by default $R_\odot = 8.5$ kpc and $\rho_\odot = 0.4 \text{ GeV}/\text{cm}^3$ is chosen). From the gNFW, eq. (3), the original NFW and the contracted NFW (NFWc) density profiles are obtained for the choice $\gamma = 1$ and $\gamma = 1.3$, respectively. For the Einasto profile, α defines the curvature of the density profile, and it is usually fixed at the value $\alpha = 0.17$. MADDM allows for the computation of the J -factors for the above-listed dark-matter density profile with general parameters and a generic parametrization of the ROI, centered around the galactic center. Details about this parametrization and the J -factor computation are provided in appendix B.1.

3.2. Spectral feature

Dark matter is assumed to be non-relativistic in galactic halos: typical values within the Milk Way [82] and for similar galaxies are of the order of $10^{-3}c$, while dwarf spheroidal galaxies are expected to host even colder dark matter, $v \sim 10^{-5}c$. Hence, for annihilation into $\gamma\gamma$ or γX , the photon energy spectrum, $dN_\gamma^{\text{line}}/dE_\gamma$ in eq. (1), is a sharp spectral line:

$$\frac{dN_\gamma^{\text{line}}}{dE_\gamma} \simeq \delta(E_\gamma - E_\gamma^{\text{line}}) \times \begin{cases} 2 & \text{for } \gamma\gamma \\ 1 & \text{for } \gamma X \end{cases} \quad (7)$$

as a consequence of the kinematics of the two-body annihilation process [83–85]. Accordingly,

$$E_\gamma^{\text{line}} = m_{\text{DM}}, \quad (8)$$

for $\gamma\gamma$, and

$$E_\gamma^{\text{line}} = m_{\text{DM}} \left(1 - \frac{m_X^2}{4m_{\text{DM}}^2} \right), \quad (9)$$

for γX , where X is a neutral standard-model or BSM particle with mass m_X . This characteristic shape allows for peak searches within the experimental data. The implementation of the latter is described in section 3.3 together with the specific experimental ROIs for the Fermi-LAT satellite and HESS telescope, optimized for gamma-ray line searches.

3.3. Experimental constraints

Gamma-ray line signals from dark-matter annihilation are hardly mimicked by any standard astrophysical background. As a consequence, the sensitivity of peak searches pursued by the astrophysical experiments is high, typically compensating the loop-suppression of the annihilation rate. As the dark-matter density profile peaks at the Galactic center, it is expected to provide the largest signal. However, depending on the morphology of the continuum gamma-ray background and the cusiness of the dark-matter density profile, different choices for the ROI maximize the expected sensitivity. Here we consider current upper limits at 95% confidence level (CL) on the dark-matter annihilation cross section into a pair of photons from the Fermi-LAT satellite [8] and the HESS telescope [9, 10]. Note that gamma-ray line searches have also been proposed in dwarf spheroidal galaxies, see *e.g.* [86]. However, we do not consider this possibility here.

Fermi-LAT data from the Galactic center, collected over 5.8 years of observation, provide an exclusion bound reaching $\langle\sigma v\rangle_{\gamma\gamma}^{\text{UL}} \sim 2 \times 10^{-30} \text{cm}^3/\text{s}$ for $m_{\text{DM}} = 1 \text{ GeV}$ and $\langle\sigma v\rangle_{\gamma\gamma}^{\text{UL}} \sim 3 \times 10^{-28} \text{cm}^3/\text{s}$ for $m_{\text{DM}} = 500 \text{ GeV}$ for NFWc, the cuspiest dark-matter density profile. The analysis takes into account four dark-matter density profiles and associates to each of them an optimized ROI. The latter is defined as a circular region centered on the Galactic center, and the galactic plane is masked except for a $12^\circ \times 10^\circ$ box centered on the Galactic center. The ROIs are R3, R16, R41, and R90, which are optimized for the NFWc (eq. (3) with $\gamma = 1.3$), Einasto (eq. (4)), NFW (eq. (3) with $\gamma = 1.0$), and isothermal (eq. (6)) density profiles, respectively. In the galactic plane, longitudes further than 6° from the Galactic center are removed from all ROIs larger than R3, because it is not expected a large dark-matter signal in that region and the photon emission is dominated by standard astrophysical sources. Note that the dependence on the dark-matter density profile is sizeable although the use of optimized ROIs mitigates the effect. In the case of isothermal profile (cored profile) the upper bound excludes annihilation cross-section $\langle\sigma v\rangle_{\gamma\gamma}^{\text{UL}} \sim 8 \times 10^{-29} \text{cm}^3/\text{s}$ for $m_{\text{DM}} = 1 \text{ GeV}$ and $\langle\sigma v\rangle_{\gamma\gamma}^{\text{UL}} \sim 3 \times 10^{-27} \text{cm}^3/\text{s}$ for $m_{\text{DM}} = 500 \text{ GeV}$. Fermi-LAT data constrain dark-matter masses in the range 200 MeV to 500 GeV.

The data from the center of the Milky Way collected by the HESS telescope concern heavier dark-matter masses, starting from 300 GeV and going up to a maximum of 70 TeV and are based on 254 h of live time observation. The analysis is performed for the Einasto density profile and gives an upper limit of $\langle\sigma v\rangle_{\gamma\gamma}^{\text{UL}} \sim 4 \times 10^{-28} \text{cm}^3/\text{s}$ at $m_\chi = 500 \text{ GeV}$ and $\langle\sigma v\rangle_{\gamma\gamma}^{\text{UL}} \sim 2 \times 10^{-25} \text{cm}^3/\text{s}$ at $m_\chi = 70 \text{ TeV}$. The search has one optimized ROI, called R1, defined as a circular region centered on the Galactic center, with the galactic plane masked at latitudes lower than 0.3° . The collaboration also quotes the upper limits for a NFW density profile, obtained for R1 simply by rescaling $\langle\sigma v\rangle_{\gamma\gamma}^{\text{UL}}$ obtained with the Einasto dark-matter density profile by the appropriate J -factor. Also for these exclusion limits, the choice of the dark-matter density profile introduces large astrophysical uncertainties. This is known and common to all searches pointing towards the Galactic center, a region where the determination of the spatial distribution of the dark matter is rather uncertain.

The experimental exclusion limits are provided as a function of m_{DM} in two forms. First, in terms of the flux $\Phi(E_\gamma)$ and, secondly, translated into annihilation cross section $\langle\sigma v\rangle_{\gamma\gamma}$. The latter is computed assuming the $\gamma\gamma$ annihilation channel only. They depend on the chosen dark-matter density profile, *i.e.* they are anti-proportional to the J -factor. We make use of both information which is stored within the `ExpClass` module of `MADDM`, for further details see appendix C.

The `MADDM indirect_spectral_features` command computes all $2 \rightarrow 2$ processes at one-loop order characterized by at least one photon in the final state, *i.e.* $\gamma\gamma$ and γX , and confronts it with the above-mentioned experimental constraints. Two types of results are shown. On the one hand, we display the cross sections for all individual channels together with the respective experimental limits.³ Note that we neither combine different channels (if their E_γ^{line} is equal within the experimental resolution) nor check the applicability of the experimental analysis (in case of multiple distinguishable lines; see below) for this type of results.

On the other hand, we list all spectral lines as they would occur in the experimental analysis and display the respective fluxes together with the corresponding 95% CL limits for both experiments. To this end, `MADDM` combines all channels whose peaks are sufficiently close in energy such that they are indistinguishable given the experimental resolution. This is, in particular, relevant for heavy dark matter, *i.e.* for $4m_{\text{DM}}^2/m_X^2 \gg 1$. Note that the energy resolution is experiment-specific. Furthermore, (combined) spectral lines lacking a sufficient separation from each other question the applicability of the experimental limit-setting procedure and are flagged accordingly. The minimal separation and combination conditions (in terms of the experimental resolution) can be adjusted by the user. The merging procedure is detailed in appendix C.

While `MADDM` uses the Einasto profile by default, the user can freely choose the dark-matter density profile (among the ones listed in Sec. 3) and its parameters in the file `maddm_card.dat` as well as the ROI for the Fermi-LAT analysis, see appendix B.1 for details. The program automatically computes the corresponding J -factors. However, note that the cross section upper limits from Fermi-LAT are only displayed for the combination of ROI and profile chosen in the analysis. Similarly, the display of limits is omitted outside the energy range for which the analyses have been performed. Finally, we would like to mention that the user can easily implement other experiments *e.g.* for the computation of projected limits. A template experiment is provided with the code, see appendix B.2 for details.

On top of the above results, `MADDM` computes an approximate likelihood from the predicted flux for two of the ROIs of the Fermi-LAT analysis, namely R3 and R16. In Ref. [87], a likelihood profile has been derived from the Fermi-LAT data as a function of the integrated flux in these ROIs. We utilize these results within `MADDM`. The likelihood functions extend the `MADDM` experimental module `ExpConstraints`.

4. Physics applications

To demonstrate the physics impact, in the following we apply the new feature of `MADDM` to two BSM scenarios and derive gamma-ray line constraints on their model parameter space. We consider a simplified top-philic dark-matter model as well as the IDM as illustrative examples.

4.1. Simplified top-philic dark-matter model

This scenario is a simplified dark-matter model that supplements the standard model by a top-philic scalar mediator, \tilde{t} , and a Majorana fermion, χ . The former has gauge quantum numbers identical to the right-handed top quark, while the latter is a singlet under the standard-model gauge interactions. Imposing a Z_2 symmetry under which only χ and \tilde{t} transform oddly, we can stabilize χ for $m_\chi < m_{\tilde{t}}$, rendering it a viable dark-matter candidate.

The interactions with the standard model are described by the Lagrangian

$$\mathcal{L}_{\text{int}} = |D_\mu \tilde{t}|^2 + \lambda_\chi \tilde{t} \tilde{t} \frac{1 - \gamma_5}{2} \chi + \text{h.c.}, \quad (10)$$

where D_μ denotes the gauge covariant derivative, t the top quark Dirac field and λ_χ is the dark-matter coupling. The two masses and λ_χ are considered free parameters of the model.⁴

³The limits for γX are obtained from the experimental ones for $\gamma\gamma$ by the rescaling $\langle\sigma v\rangle_{\gamma X}^{\text{UL}} = 2(m_{\text{DM}}/E_\gamma^{\text{line}})^2 \langle\sigma v\rangle_{\gamma\gamma}^{\text{UL}}(E_\gamma^{\text{line}})$, where E_γ^{line} is the position of the line according to eq. (9).

⁴For a specific coupling, $\lambda_\chi = 2\sqrt{2}e/(3\cos\theta_W)$, eq. (10) resembles the limiting case of the MSSM where only the right-handed stop and a bino-like neutralino are light and, hence, phenomenologically relevant.

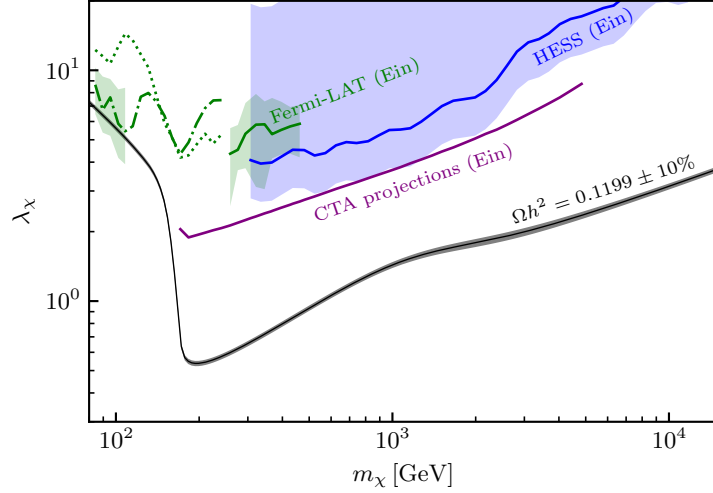


Figure 1: Parameter space for the top-philic model, including the constraints for loop-induced dark-matter annihilation into monochromatic photons. The black solid curve (and shaded band around it) shows the dark-matter coupling that yields the measured relic density, assuming $\Omega h^2 = 0.1199$ (with a 10% uncertainty on the theory prediction), taken from [54]. The green (blue) curve denotes the Fermi-LAT (HESS) limits for the Einasto profile. The lower and upper boundaries of the shaded bands indicate the corresponding limits for the NFWc and Isothermal profile, respectively. The dotted and dot-dashed curves show the upper limits for the individual final states $\gamma\gamma$ and γZ , respectively, in the range where the signals are not combined (see text for details). The purple curve shows projections for CTA assuming the Einasto profile.

Such *t-channel mediator* or *charged parent* models have been widely studied in the literature. In particular, the top-philic case considered here has been studied in detail in a large range of λ_χ [54]. Through thermal freeze-out, the model can explain the relic density in a wide range of masses with perturbative couplings. For the slice in parameter space with $\Delta m = m_{\tilde{t}} - m_\chi = m_t$, shown in figure 1, the smallest coupling is required around $m_\chi \gtrsim m_t$ where the annihilation into a pair of top-quarks opens up. For smaller dark-matter masses, this channel becomes Boltzmann suppressed during freeze-out and the three-body and loop-induced annihilation processes tWb and gg , respectively, are dominant [54].

We generate the NLO UFO model with FEYNRULES [73], FEYNARTS [74] and NLOCT [75] and compute the loop-induced annihilation into $\gamma\gamma$, γZ and γh that occur via triangle and box diagrams involving the scalar mediator and the top-quark in the loop. They involve a total of 14, 14, and 6 diagrams, respectively. The computation of the $\gamma\gamma$ contribution has been performed in the literature for the first time in [2, 3] (see also [54, 88]). Our results agree with the ones from [2, 54].

The resulting constraints on the dark-matter coupling, λ_χ , are shown in figure 1. The green and blue lines denote the limits from Fermi-LAT and HESS, respectively, assuming an Einasto profile. The corresponding shaded bands around them indicate the uncertainty from the density profile. Its lower and upper boundaries mark the limits assuming the NFWc and the isothermal profile, respectively. Notably, the band for the case of Fermi-LAT is considerably smaller as a result of optimized ROIs for the different profiles, see section 3.3. The dot-dashed curve denotes the projection for CTA [89] taken from Ref. [90].

For $m_\chi \gtrsim 240$ GeV, the energy of the spectral lines arising from annihilation into γh and γZ are equal within the detector resolution of Fermi-LAT and hence combined for the limit setting. They are combined with $\gamma\gamma$ above $m_\chi \gtrsim 260$ GeV. However, the γh annihilation cross section is *p*-wave suppressed and hence negligible (the corresponding limit for the individual channel is far outside the displayed window). The limits arising from combinations of channels are drawn as solid lines.

For $m_\chi \lesssim 260$ GeV we display the limits for the individual channels; the dotted and dot-dashed lines correspond to $\gamma\gamma$ and γZ , respectively. However, in the range $110 \text{ GeV} \lesssim m_\chi \lesssim 260 \text{ GeV}$, the peaks are not sufficiently separated while their integrated fluxes are of similar size questioning the validity of the limit-setting procedure in the Fermi-LAT analysis (see appendix C for further details). This is indicated by the missing green band which is only shown in the ranges providing a reliable limit. Note that for $m_\chi \lesssim 110$ GeV it corresponds to the stronger limit (γZ).

Current limits only constrain the region below 110 GeV for the NFWc profile. Note that this region is also chal-

lenged by direct detection experiments (see [54]) and – independent on astrophysical parameters – by LHC searches for supersymmetric top partners [91–94]. However, for the considered slice $\Delta m \simeq m_t$ the signal acceptance is subject to large uncertainties and, hence, this region is often blanked out in the experimental limits, see *e.g.* [91].

4.2. Inert doublet model

The IDM supplements the standard model by an additional (*inert*) Higgs doublet, Φ , that is odd under an exact Z_2 symmetry, stabilizing the lightest of its state. The interactions with the standard model arise from the gauge kinetic terms for Φ and the scalar potential, which reads

$$V = \mu_1^2 |H|^2 + \mu_2^2 |\Phi|^2 + \lambda_1 |H|^4 + \lambda_2 |\Phi|^4 + \lambda_3 |H|^2 |\Phi|^2 + \lambda_4 |H^\dagger \Phi|^2 + \lambda_5/2 [(H^\dagger \Phi)^2 + \text{h.c.}]. \quad (11)$$

After electroweak symmetry breaking, the model contains a total of five physical scalar states with masses given by

$$m_h^2 = \mu_1^2 + 3\lambda_1 v^2, \quad m_{H^0}^2 = \mu_2^2 + \lambda_L v^2, \quad m_{A^0}^2 = \mu_2^2 + \lambda_S v^2, \quad m_{H^\pm}^2 = \mu_2^2 + \frac{1}{2}\lambda_3 v^2, \quad (12)$$

where

$$\lambda_{L,S} = \frac{1}{2} (\lambda_3 + \lambda_4 \pm \lambda_5). \quad (13)$$

Imposing $m_h \simeq 125$ GeV, five free model parameters remain. We express them as $\{m_{H^0}, m_{A^0}, m_{H^\pm}, \lambda_L, \lambda_2\}$. For details about the parameters and the IDM, we refer to [95–97].

Despite its simplicity, the IDM leads to a rich phenomenology. It provides a viable dark-matter candidate in various regions in parameter space involving all “exceptional” regimes [98] of dark-matter freeze-out – annihilation near a resonance, close to thresholds and co-annihilation, see, *e.g.* [99–102].

Here, we assume H^0 to be the dark-matter candidate and focus on the region around $m_{H^0} \simeq 72$ GeV, which has been previously studied by some of the authors in [102]. In this region, the measured relic density can be explained by annihilation into WW^*, ZZ^* via the gauge kinetic interaction alone [97, 103], where V^* denotes an off-shell vector boson. Interestingly, it is among the two regions that provide a good fit to the Fermi-LAT Galactic center gamma-ray excess when interpreted as a signal of dark matter (the other one being the resonant region which, however, requires highly tuned parameters) [102]. At the same time, it is unchallenged by current limits from the LHC [104] and direct detection [102]. While upcoming observations of continuum gamma-ray emissions will provide the sensitivity to probe this region [102], in the presence of the yet unexplained excesses in the continuum emissions, an independent probe of the model via gamma-line searches is highly desirable. Hence, loop-induced annihilation into $\gamma\gamma$ and γZ is a smoking-gun signature that allows us to test its dark-matter origin.

Again, we generate the NLO UFO model with FEYNRULES [73], FEYNARTS [74] and NLOCT [75]. The processes $H^0 H^0 \rightarrow \gamma\gamma$ and $H^0 H^0 \rightarrow \gamma Z$ involve 140 and 172 diagrams, respectively. Note that $H^0 H^0 \rightarrow \gamma h$ is forbidden due to charge-conjugation invariance (*i.e.* a generalization of Furry’s theorem). We have validated our numerical setup using existing results for $\langle\sigma v\rangle_{\gamma\gamma}$ in the literature [20, 33] and found agreement within the numerical precision.⁵

We consider points within the 2σ region from the parameter scan and fit performed in [102], which takes into account constraints from the relic density [105], electroweak precision observables [106, 107], new physics searches at LEP-II [108, 109], indirect detection searches for continuum γ -ray spectra from dwarf spheroidal galaxies [56] and theoretical requirements of unitarity, perturbativity and vacuum stability computed with 2HDMC [107]. The scan was performed with MULTINEST [110, 111] for efficient parameter sampling.

The resulting cross sections for $\langle\sigma v\rangle_{\gamma\gamma}$ and $\langle\sigma v\rangle_{\gamma Z}$ are shown in figure 2 together with the corresponding limits from Fermi-LAT [8] and future projections for GAMMA-400 (2 years) as well as a combination of both observations (with 12 and 4 years observational time, respectively) [112]. All lines assume the Einasto profile while the shaded band around the Fermi-LAT limit illustrates the uncertainty due to the choice of the profile. The upper and lower boundary of the shaded band corresponds to the limit assuming the isothermal and NFWc profile, respectively. In the $\gamma\gamma$ channel, the current limits only constrain the considered region for the case of NFWc profile. For the Einasto

⁵The results exhibit a noticeable dependence on the choice of standard-model parameters of the electroweak sector. This is caused, on the one hand, by the mapping of different sets of IDM input parameters into each other and, on the other hand, by the evaluation of the cross section itself.

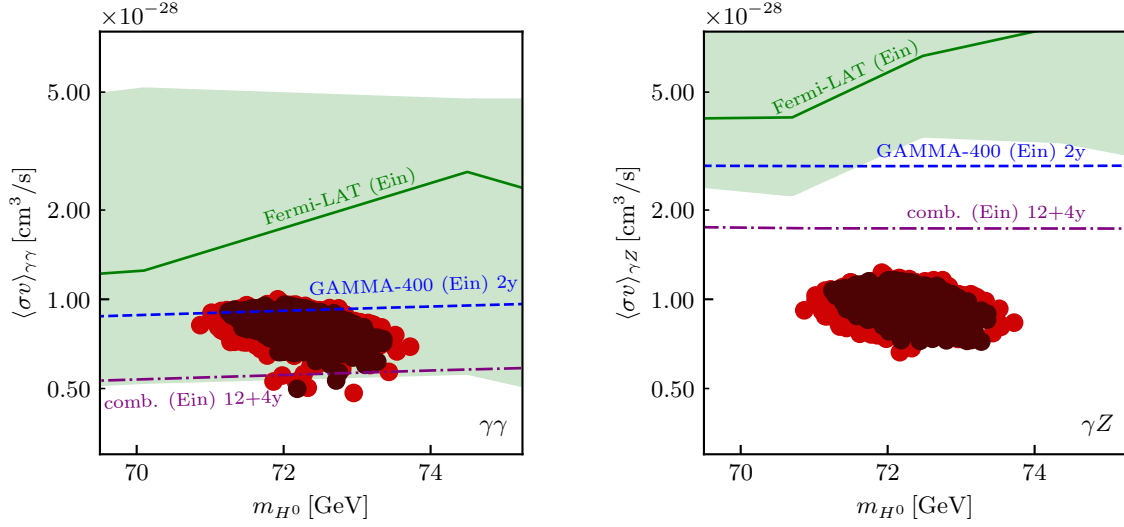


Figure 2: Cross section for the loop-induced dark-matter annihilation into $\gamma\gamma$ (left panel) and γZ (right panel) for the allowed IDM parameter points explaining all of dark matter ($\Omega h^2 = 0.12$) in the range $70 \sim 75$ GeV. Parameter points in the 1 and 2σ regions are drawn in dark brown and red, respectively. The green solid curve denotes the Fermi-LAT limit for the Einasto profile. The lower and upper boundary of the green shaded band shows the respective limits for NFWc and isothermal profile, respectively. The blue dotted and purple dot-dashed curves show projections for GAMMA-400 (2 years) and the combination of Fermi-LAT (12 years) and GAMMA-400 (4 years), respectively, both assuming the Einasto profile.

profile, future observations are expected to provide sensitivity. In the case of an excess in $\gamma\gamma$, the confirmation of a line-signal around $E_\gamma \simeq 43$ GeV in γZ would be important to establish the model. However, the sensitivity of the combination of Fermi-LAT and GAMMA-400 (purple, dot-dashed curve in right plot) is still too low by about a factor of two to reach the expected signal originating from $\langle\sigma v\rangle_{\gamma Z}$.

5. Discussion and conclusions

Gamma-ray lines are smoking-gun signatures of direct dark-matter annihilation into photons in galactic halos. Additionally, they can complement searches for continuum gamma-ray emission from dark matter. This is, in particular, relevant given the presence of unexplained excesses in the continuum gamma-ray flux, like the long-standing Fermi-LAT Galactic center excess.

For electrically neutral dark matter, annihilation into $\gamma\gamma$ or γX is loop-induced. While the respective cross sections have been computed for a variety of models, with this paper, we present `MADDM` v3.2 that enables their automated computation for arbitrary dark-matter models implemented in the NLO UFO format. It utilizes an interface to `MAD-Loop`, a `MG5_AMC` tool for computing loop processes, optimized for the involved kinematics of non-relativistic dark-matter annihilation. Furthermore, `MADDM` computes the integrated fluxes and applies experimental constraints from Fermi-LAT and HESS to the model. Allowing for the computation of the J -factor for a variety of dark-matter density profiles as well as regions of interest, it provides the user with the necessary flexibility for comprehensive dark-matter studies.

We demonstrated the capabilities of the program by applying it to two relevant physics scenarios. First, we studied the constraints from line-signatures on a simplified top-philic dark-matter model. It provides a viable dark-matter candidate over a large range of masses. For dark matter lighter than the top-quark, $2 \rightarrow 2$ annihilation processes at tree-level are suppressed, while loop-induced processes become important and consequently require large dark-matter couplings to match the relic density. This also enhances the strength of the gamma-line signals relative to the continuum emission for indirect detection. However, current line searches from Fermi-LAT only constrain the region of dark-matter masses below roughly 110 GeV.

According to the given experimental energy resolution, `MADDM` merges the spectral feature of various channels improving the constraining power. For instance, for the channels $\gamma\gamma$ and γZ , this happens above $m_{\text{DM}} = 260$ GeV in

the case of the Fermi-LAT constraints, while their signals could be merged for the entire reported range for the current HESS and projected CTA limits. Nevertheless, the model remains unchallenged by these limits.

As a second scenario, we considered the inert doublet model. While it provides several viable regions in the parameter space, we concentrate on the region $71 \text{ GeV} \lesssim m_{\text{DM}} \lesssim 74 \text{ GeV}$ that yields the measured relic density without any particular tuning of the involved parameters, providing the required annihilation rate via annihilation into WW^*, ZZ^* due to the standard-model gauge interactions. Furthermore, this region fits the Fermi-LAT Galactic center excess and is currently not challenged by direct detection or collider searches. We found that current limits from gamma-line observation constrain the scenario for the very cuspy NFWc profile while future observations by GAMMA-400 and Fermi-LAT are expected to probe it for a slightly broader range of dark-matter profiles. An intriguing possibility is the observation of two peaks, from $\gamma\gamma$ and γZ which are well separated in the considered parameter region. However, the γZ signal still appears out-of-reach according to the above-mentioned projections.

While the main focus of this paper is on gamma-line signatures, we would like to stress that the current release of MAdDM allows for the computation of *arbitrary* (one-)loop-induced dark-matter annihilation processes, *i.e.* it is not restricted to photon final states. Annihilation into a pair of gluons is a relevant example that falls into this class. Unlike annihilation into photons, it leads to a continuum spectrum which is confronted with experimental constraints that we introduced in an earlier release of MAdDM.

This release can be seen as the first step towards incorporating automated loop-level computations in MAdDM. In the light of current data from the cosmic microwave background enabling a relic density measurement below percent level precision, higher-order corrections in the corresponding theoretical predictions become relevant and call for automated computational tools. While MG5_AMC utilizes a suitable framework for this quest, an efficient computation of thermally averaged cross sections at NLO requires further research that is left for future work. Another planned development of MAdDM concerns generic one-loop computations of direct detection cross sections. They are of phenomenological relevance for a variety of dark-matter models. In fact, in the two physics scenarios considered in this paper, the leading contribution to dark-matter scattering off nuclei is loop-induced.

Acknowledgements

We thank Céline Degrande for support with NLOCT, Alessandro Cuoco for welcomed input regarding the Fermi-LAT likelihood function and Valentin Hirschi for fruitful discussions on the optimization of MadLoop within MAdDM. Computational resources have been provided by the supercomputing facilities of the Université catholique de Louvain (CISM/UCL) and the Consortium des Équipements de Calcul Intensif en Fédération Wallonie Bruxelles (CÉCI) funded by the Fond de la Recherche Scientifique de Belgique (F.R.S.-FNRS) under convention 2.5020.11 and by the Walloon Region. This work has received funding from the European Union’s Horizon 2020 research and innovation programme as part of the Marie Skłodowska-Curie Innovative Training Network MCnetITN3 (grant agreement no. 722104). CA and DM have been supported by the Innoviris ATTRACT 2018 104 BECAP 2 agreement. JH acknowledges support from the F.R.S.-FNRS as a Chargé de recherche and the DFG via the Collaborative Research Center TRR 257.

A. Getting started

In this appendix we introduce the new features and main modifications of the code. For further information on the existing functionality, we refer the reader to the short user guide provided in [13] as well as the publication accompanying the release of v3.0 [12].

A.1. Installation

The current version of MAdDM can be downloaded and installed directly as a MG5_AMC plug-in. To this end, the user downloads and untars the latest stable version of MG5_AMC from launchpad (<https://launchpad.net/mg5amcnlo/+download>). At the time of writing, the latest long-term stable version is 2.9.4, which we assume for definiteness in the following displayed examples. Note that MAdDM currently requires Python 2.7, while MG5_AMC,

is compatible with both Python 2 and 3.⁶ Additionally, the SciPy and NumPy modules have to be installed. Once MG5_AMC has been untared, the user can enter the corresponding directory, start MG5_AMC and install MADDM via the command line:

```
mydir$ tar -xzf MG5_aMC_v2.9.4.tar.gz
mydir$ cd MG5_aMC_v2.9.4/
MG5_aMC_v2.9.4$ python2.7 bin/mg5_aMC
MG5_aMC> install maddm
MG5_aMC> quit
MG5_aMC_v2.9.4$
```

The MADDM source code is automatically copied to MG5_aMC_v2.9.4/PLUGIN/maddm while the executable python file maddm.py is stored in MG5_aMC_v2.9.4/bin/. Alternatively, the MADDM package is also available from launchpad (<https://launchpad.net/maddm>).

As described in section 2, MADLoop requires several additional tools, utilized for the evaluation of loop integrals, namely NINJA [64–66], COLLIER[63], CutTools [67] and IREGI [68]. When computing a loop-induced process for the first time, MADDM asks the user to confirm their automatic installation within the launch interface (see below).⁷ However, the installation can also be performed independently at any time in the MADDM command line:

```
MG5_aMC_v2.9.4$ python2.7 bin/maddm.py
MadDM> install looptools
MadDM> quit
MG5_aMC_v2.9.4$
```

The computation of loop processes for indirect detection of dark matter using MADDM calls all the above external packages. Hence they should be appropriately cited. Now everything is set for the user to start computing loops and lines for her/his favorite dark-matter models.

A.2. Generate command

Once the user has entered the MADDM command line by executing "python2.7 bin/maddm.py", he/she can navigate through the program via the following commands. First, the user has to load a NLO UFO model. In the following, we will consider `topphilic_NLO_EW_CM_UFO` as our reference benchmark model. This model is already available in the model repository of MG5_AMC and is automatically downloaded, when typing the appropriate command:

```
MG5_aMC_v2.9.4$ python2.7 ./bin/maddm.py
MadDM> import model topphilic_NLO_EW_CM_UFO
MadDM> define darkmatter chi
```

where we have specified the dark-matter candidate (`chi`) in the last line. The phenomenology of this model has been considered in Sec. 4.1. It has only two BSM particles. Besides dark matter, it contains a coloured scalar mediator called `t1`. This model is a simplified version of the more general DMSimpt framework [50, 53] which describes very generic t -channel models coupling to all standard-model quarks.

With the current version, MADDM has the new feature enabling the automated recognition of all BSM particles that are odd under the Z_2 -symmetry that stabilizes dark matter. For instance, for the model under consideration, after performing the `define darkmatter` command, MADDM displays:

```
display z2-odd
INFO: z2-odd: chi, t1
...
```

⁶Note that from version 2.8 on, MG5_AMC requires the Python module `six`.

⁷Note that the installation of COLLIER requires `cmake`. If `cmake` is not installed, the installation of COLLIER is not enabled by default. We recommend enabling the installation following the command line output. Note that this creates a local version of `cmake`.




Figure 3: Schematic structure of the folders and files of MG5_AMC and MadDM. **Left:** The main directory of MG5_AMC. The python executable file maddm.py is located in the bin folder, while the source code is in PLUGIN/maddm/. The output directory my_process_dir contains all relevant setting cards (within Cards), and the output files in output/run_01 for instance. **Right:** Zoomed view of the run_01 directory, where the main results are stored, as labeled. The file MadDM_results.txt recaps the value of all observables computed by the user. The Output_Indirect_LI_line contains the indirect detection lhe event files and is a symbolic link to the actual directory Indirect_LI_line. The latter directory contains the MadLoopParams.dat card to tweak the MadLoop settings if necessary, before executing the launch command.

The gamma-line observables introduced with this release are computed via

```

MadDM> generate indirect_spectral_features
MadDM> output my_process_dir

```

The indirect_spectral_features command performs the automatic generation of all diagrams for the final states $\gamma\gamma$ and γX , where X includes the standard-model Z and h as well as all additional BSM particles, that are kinematically accessible and even under the dark symmetry. Hence, for the model under consideration the generated final states are $\gamma\gamma$, γZ and γh only, as t_1 is Z_2 -odd.

The command output creates all the necessary code to perform the loop-induced computations. The above commands create the folder structure illustrated in figure 3. The indirect detection directory called Indirect_LI_line is created, where LI and line stand for loop-induced process and line signal, respectively. Inside this directory, in the Cards folder, all cards for settings are stored including the MadLoopParams.dat card, which serves to set the MadLoop run parameters. The output folder inside my_process_dir contains a sub-directory for each run performed for the generated process (run_01, run_02, ...) which, in turn, contains all outputs of the computation (stored in MadDM_results.txt and maddm.out) as well as a copy of the maddm_card.dat used. Further output is linked to the directory Output_Indirect, see the next section for more details.

```

The following switches determine which programs are run:
/===== Description =====|===== values =====|===== other options =====\
| 1. Compute the Relic Density          | relic = OFF      | ON      |
| 2. Compute direct(ional) detection    | direct = OFF     | Please install module |
| 3. Compute indirect detection/flux (cont spectrum) | indirect = OFF   | Please install module |
| 4. Compute indirect detection in a X (line spectrum) | spectral = ON    | OFF     |
| 5. Run Multinest scan                 | nestscan = OFF   | ON      |
\=====/

You can also edit the various input card:
* Enter the name/number to open the editor
* Enter a path to a file to replace the card
* Enter set NAME value to change any parameter to the requested value
/=====\
| 6. Edit the model parameters      [param] |
| 7. Edit the MadDM options        [maddm] |
\=====/

[60s to answer]
>

```

Figure 4: Example of the launch interface after performing the `launch` command in `MADDM` in gamma-ray line computations. The indirect detection spectral feature calculations are turned on, while relic density, direct detection, continuum indirect detection and the scan capability with `MULTINEST` are switched off.

Instead of computing all possible channels that provide gamma-lines signatures at once the user may want to compute individual channels. This is possible by specifying the final state as an argument of the command. For instance, for the $\gamma\gamma$ final state, the syntax is

```

MadDM> ...
MadDM> generate indirect_spectral_features a a
MadDM> output my_process_dir_aa

```

(Note that the photon is denoted by "a" here.) According to the general `MADDM` syntax (see *e.g.* [13]) a specific subset of channels could be defined, for instance:

```

MadDM> ...
MadDM> generate indirect_spectral_features a a
MadDM> add indirect_spectral_features a z
MadDM> output my_process_dir_aa_az

```

As the computation of loop-induced process can be expensive (in particular for sophisticated models) we recommend specifying the final state if the computation of all channels is not needed.

A.3. Launch command

The loop-induced computations for a given parameter point are performed via the `launch` command:

```

MadDM> launch my_process_dir

```

This opens the *launch interface* that allows the user to change settings and model parameters as it is shown in figure 4. As in previous releases of `MADDM`, these changes can be made in two ways. First, (repeatedly) entering a number 1–5 allows to alternate between the options displayed: here we focus on item 4 (indirect detection of spectral lines) which is the only one turned on in figure 4. Furthermore, entering 6 or 7 opens the files `param_card.dat` or `maddm_card.dat`, respectively, with a command-line editor (`vim` by default) to modify the settings. The former file contains all model parameters, while the latter allows the user to change most of the `MADDM` settings. Many new parameters related to the gamma-line analysis have been introduced with this release. They are described below. Alternatively, the user can directly enter a command `set <parameter> <value>` in launch interface control the various settings. For our considered benchmark model, we choose the following model parameters as an example:

```

> set mchi 450.
> set mst 622.
> set lambdachi 0.85

```


These changes are stored in `param_card.dat`. Additionally, the astrophysical parameters for the gamma-ray line analysis can be specified, for instance:

```
> set vave_indirect_line 7.5e-4
> set profile einasto
> set alpha 0.17
> set r_s 20.0
> set nevents 10000
```

These settings are stored in `maddm_card.dat`. In the first line, the mean average velocity (in units of c) relevant for the considered gamma-ray line observations is set. For the applicability of the Fermi-LAT and HESS constraints implemented in `MADDM`, a value for the center of the Galaxy has to be entered. Accordingly, if `vave_indirect_line` lies outside the range $[5 \times 10^{-4}; 10^{-3}]c$, a warning is displayed. Here we choose the corresponding value for the center of the Galaxy from [82] which is chosen by default. Note that `vave_indirect_line` is independent of `vave_indirect_cont` the latter of which being the mean average velocity relevant for the computation of continuum spectra (e.g. for gamma-ray observations in dwarf spheroidal galaxies).⁸

In the second to fourth lines, the dark-matter density profile is set to Einasto, with $\alpha = 0.17$ and scale radius of 20 kpc. These are the default parameters. These parameters are in accordance with the one chosen for the cross-section limit-setting in the Fermi-LAT analysis for the R16 ROI. In the last line, the number of generated events is set to 10000, which is the recommended ball-park to obtain a precise determination of the line annihilation cross-sections.

Note that the content of the file `maddm_card.dat` can be adjusted according to the level of detail to which the user needs to control the settings. While the most common settings are contained in `maddm_card.dat` by default (in particular the settings mentioned above) the user can switch to the full mode in which an extended set of parameters is displayed that are of interest for specific applications only. This can be achieved by typing

```
MadDM> update to_full
```

directly after entering the launch interface. Note that the `maddm_card.dat` file can be opened in a command-line editor by typing 7. Examples of parameters that can only be changed in the full mode appear in appendix B. An example for the full content of the `maddm_card.dat` associated with gamma-line signatures can be found in figure 10.

Once the user has completed the settings, the run is launched by pressing enter. The launch interface is closed and the results are displayed on screen. The screen output is shown in figure 5. It contains the following information:

- The annihilation cross-section has been computed with the reshuffling method. Note that the `MADDM fast` mode is disabled for loop-induced processes unless the loop process is described by an effective vertex, in which case the process arises at tree level;
- `MADDM` displays the velocity at which the processes is computed (as set above);
- `MADDM` prints the value of the annihilation cross-section for the aa, az and ah separately, for the scenario called A11 DM. The latter assumes that the dark-matter particles make up 100% of the required relic abundance, being agnostic on how this is achieved (see [13] for more details);
- `MADDM` displays the corresponding experimental 95% CL upper limits for the selected ROI and density profile (here R16 and Einasto, respectively). This information is only provided if the user chooses a density profile and ROI that match the experimental ones. Note that this is the case for the default settings. Here the model point is flagged `ALLOWED` as the theoretical predictions are below experimental bounds. It would be flagged `EXCLUDED` otherwise. Note that for model points that can be both constrained by Fermi-LAT and HESS, `MADDM` shows the most constraining limit among the two.

⁸In previous versions of `MADDM`, the variable `vave_indirect` set the average velocity relevant for the computation of continuum spectra. For backward compatibility, `vave_indirect` can still be used.

```

INFO: MadDM Results
INFO:
***** Indirect detection:
INFO: <sigma v> method: madevent
INFO: ===== line spectrum final states
INFO: DM particle halo velocity: 0.00075 c
INFO: *** Print <sigma v> [cm^3 s^-1] with Fermi-LAT 2015, HESS 2018 line limits
INFO: chi chi > a h      All DM = 2.00e-40      ALLOWED      Line GC ul      = 1.14e-27
INFO: chi chi > a z      All DM = 2.58e-35      ALLOWED      Line GC ul      = 1.11e-27
INFO: chi chi > a a      All DM = 1.08e-34      ALLOWED      Line GC ul      = 5.38e-28
INFO:
INFO: *** Line limits from Fermi-LAT 2015, HESS 2018
INFO: Density profile: Einasto(rho_s = 8.1351e-02 GeV cm^-3, r_s = 2.00e+01 kpc, alpha = 1.70e-01)
INFO: ===== Fermi-LAT 2015 =====
INFO: ROI: 16.0
INFO: J = 9.390000e+22 GeV^2 cm^-5
INFO: detection range: 2.1400e-01 -- 4.6200e+02 GeV
INFO: -----
INFO:
INFO:                               Flux [cm^-2 s^-1]
INFO:                               -----
INFO:                               All DM      UL
INFO: -----
INFO: peak_1(ah+az+aa)  4.4958e+02  4.4734e-18 ALLOWED  5.1290e-11
INFO: -----
INFO: ===== HESS 2018 =====
INFO: ROI: 1.0
INFO: J = 4.660000e+21 GeV^2 cm^-5
INFO: detection range: 3.0690e+02 -- 6.3850e+04 GeV
INFO: -----
INFO:
INFO:                               Flux [cm^-2 s^-1]
INFO:                               -----
INFO:                               All DM      UL
INFO: -----
INFO: peak_1(ah+az+aa)  4.4951e+02  2.2200e-19 ALLOWED  9.9329e-13
INFO: -----
INFO:
INFO: Results written in: ~/MG5_aMC_v2_9_4/my_process_dir/output/run_01/MadDM_results.txt

```

Figure 5: Example of output provided by MadDM in gamma-ray line computations after the successful run of MadLoop. The numbers quoted correspond to the benchmark model point taken as an example in appendix A.3.

- Below the line INFO: *** Line limits from Fermi-LAT 2015, HESS 2018 MadDM displays the results associated with the flux computation. First, MadDM provides information about the dark-matter density profile. Below the results for the Fermi-LAT and HESS analyses, respectively, are shown. Note that results are only shown if E_γ of at least one peak lies within the experimental range of the corresponding experiment (\pm half of full width at half maximum). This is the case for both experiments for the chosen benchmark model. For each experiment, MadDM prints the J -factor for the chosen density profile and the corresponding ROI (see appendix B.1 for details) and shows the energy range of the experiment. Finally, it displays the predicted flux and the corresponding 95% CL flux upper limits together with the flag ALLOWED (or EXCLUDED). For the considered parameter point, the spectral lines for the three final states appear at the same energy (within the resolution of both experiments). Hence, they have been merged to a single one (see appendix C for details). In the case of several distinguishable peaks, the corresponding results for each peak would be listed. Note that due to the combination of channels the constraints from the flux computation can be stronger.

The same output information is stored in the file `my_process_dir/output/run_01/MadDM_results.txt`, see figure 3.

A.4. A complete example

While we concentrated on the gamma-line features in the previous examples we finally display a complete example involving the computation of the freeze-out relic density, of continuum fluxes (at tree level and loop-induced) and gamma-line fluxes. The corresponding commands are:

```

MG5_aMC_v2_9_4$ python2.7 ./bin/maddm.py
MadDM> import model topphilic_NLO_EW_CM_UFO
MadDM> define darkmatter chi

```



Figure 6: Example of the indirect detection folders and files of MadDM. **Left:** Structure of the user folder `my_process_dir_complete` that contains all relevant setting cards inside the individual indirect folders (`Indirect_LI_line`, `Indirect_LI_cont` and `Indirect_tree_cont`), and the output files in `output/`. **Right:** Zoomed view of the output directory, where the main results are stored. The file `MadDM_results.txt` recaps the value of all observables computed by the user. The `Output_Indirect_LI_cont`, `Output_Indirect_LI_line` and `Output_Indirect_tree_cont` contain the indirect detection lhe event files for loop-induced processes gg , aX and tree level, respectively.

```

MadDM> generate relic_density
MadDM> add indirect_detection
MadDM> add indirect_detection g g
MadDM> add indirect_spectral_features
MadDM> output my_process_dir_complete

```

Here, we perform the relic density computation without specifying a potential coannihilator, because we consider a benchmark point in which χ and t_1 have a relatively large mass splitting rendering coannihilation to be irrelevant.

In general, coannihilators should be considered, see [13] for details. The first command `add_indirect_detection` generates the code necessary to perform tree-level indirect detection computations. The second command `add_indirect_detection g g` generates the code to compute the process into pairs of gluons, which is loop-induced but produces a continuum energy spectrum of cosmic messengers. All continuum spectra are added and the ones for gamma rays are automatically confronted with limits from Fermi-LAT observations of dwarf spheroidal galaxies. The third command `add_indirect_spectral_features` adds the computation of spectral lines as discussed above. The combination of these three commands represents all possible ways of generating gamma rays from the annihilation of dark matter for this specific top-philic model. The execution of these commands creates the folder structure displayed in figure 6, inside the directory `my_process_dir_complete`. In the example above, there are the following three folders corresponding to the three classes of processes generated:

1. `Indirect_tree_cont`: this folder contains the tree-level indirect detection processes leading to continuum spectra of cosmic messengers. These processes are run with the dark-matter halo velocity `vave_indirect_cont`;
2. `Indirect_LI_line`: this folder contains the gamma-ray line loop-induced processes. This run is pursued with the velocity `vave_indirect_line`;
3. `Indirect_LI_cont` contains loop-induced processes leading to continuum spectra (here the `g g` final state). This run is pursued with `vave_indirect_cont`. The photon energy spectrum generated from `g g` is merged together with the gamma-ray spectrum used for the continuum photon analysis based on the Fermi-LAT data. As in previous versions the spectra can be generated using `PYTHIA 8` or be taken from `PPPC4DMID` (in the case of standard-model final states).

Each indirect detection folder is run separately by `MADDM`, one after the other. The different relevant settings are contained in the `Cards` folder of each indirect detection directory. The user can change settings in the launch interface, as described below.

Note that there is also a fourth possibility if the annihilation into photons proceeds via an effective vertex in the model. In this case, `MADDM` generates a directory `Indirect_tree_line` that indicates that the process occurs at tree level but provides a line signature processed by the corresponding analysis pipeline. We will not comment on this case further as the behavior is similar to the example being discussed. Note, however, that in this case, the `MADDM fast` mode is available.

After performing the command

```
MadDM> launch my_process_dir_complete
```

the `MADDM` interface is displayed, as shown in figure 7. The relic density, indirect detection observables for continuum emission and line signatures are turned on, while the other modules are off. For the continuum emission module the mode `flux_earth` is chosen. Other options are `flux_source` and `sigmav`. For more information about these options we refer the reader to [12, 13]. Settings for the run are done by typing

```
> set mchi 450.
> set mst 622.
> set lambdachi 0.85
> set vave_indirect_cont 2.e-5
> set vave_indirect_line 7.5e-4
> set profile einasto
> set alpha 0.17
> set r_s 20.0
> set nevents 10000
```

These are almost the same settings described in appendix A.3, the one addition concerns the dark-matter velocity for the computation of continuum fluxes (`vave_indirect_cont`), which is set to a value compatible with the one measured in dwarf spheroidal galaxies. The run is performed in the `MADDM precise` mode. The number of generated events, `nevents`, is common to all indirect detection observables, *i.e.* for each class of processes, 10000 events are

```

The following switches determine which programs are run:
/===== Description =====|===== values =====|===== other options =====\
| 1. Compute the Relic Density          | relic = ON          | OFF          | | |
| 2. Compute direct(ional) detection    | direct = OFF        | Please install module |
| 3. Compute indirect detection/flux (cont spectrum) | indirect = flux_source | flux_earth|OFF|sigmav |
| 4. Compute indirect detection in a X (line spectrum) | spectral = ON       | OFF          |
| 5. Run Multinest scan                 | nestscan = OFF      | ON           |
\=====
You can also edit the various input card:
* Enter the name/number to open the editor
* Enter a path to a file to replace the card
* Enter set NAME value to change any parameter to the requested value
/=====
| 6. Edit the model parameters      [param] |
| 7. Edit the MadDM options        [maddm] |
\=====
>
INFO: Start computing spectral, relic, indirect

```

Figure 7: Example of the launch interface after performing the `launch` command in `MADDM` for both tree level and loop-induced computations. The relic density, standard indirect detection and indirect detection spectral feature calculations are turned on, while direct detection and the scan capability with `MULTINEST` are switched off.

generated. Note that this choice should be adjusted to the user’s needs. For the computation of smooth energy spectra for the continuum emission (in particular in the tails) a significantly larger number of events may be required.

The final output screen of `MADDM` is displayed in figure 8, and is constituted by three main blocks:

- The first block concerns the relic density. The chosen benchmark point predicts the measured relic density within experimental errors, $\Omega h^2 = 0.12$. Furthermore, `MADDM` displays the temperature parameter at freeze-out x_f , the total thermally averaged annihilation cross section evaluated at the point x_f and the dark-matter fraction of the considered candidate $\xi = \Omega h^2_{\text{theo}} / \Omega h^2_{\text{Planck}}$ used for the rescaling of (in)direct detection limits. See [13] for details. With the current version, `MADDM` also lists all annihilation channels and their contribution to the thermally averaged annihilation cross-section in percent.
- The second block shows the output for the (tree-level and loop-induced) processes leading to continuum fluxes. Since the relic density has been computed and the point is (slightly) under-abundant, the results are shown for both the `Thermal` and `All DM` scenario. In the former case, the limits are rescaled according to the dark-matter fraction ξ , while the latter assumes the measured relic density and hence no rescaling. For the benchmark point under consideration $\xi = 0.99$, and hence no significant difference between the two cases. The corresponding exclusion limits at 95% CL are given, for each final state separately. These are obtained by a simple comparison with the tabulated exclusion limits in the `MADDM` experimental module. The line `DM DM > all` takes into account all computed channels (here $t\bar{t}$ and gg) and performs a likelihood analysis to provide the 95% CL exclusion limit from the Fermi-LAT data from dwarf spheroidal galaxies. Note that to perform the likelihood analysis, the gamma-ray energy spectra inside `Output_Indirect_LI_cont` are combined with those inside `Output_Indirect_tree_cont`. Their sum is given directly in the folder `output/run_01/`, as illustrated in figure 6.
- In the third block `MADDM` displays the annihilation cross sections and fluxes for the gamma-line signals, as already discussed in appendix A.3. Here, however, since the relic density variable has been computed, both dark-matter scenarios, `Thermal` and `All DM`, appear, see the previous bullet point for details.

Finally, we recall that auto-completion is available to conveniently find commands and parameter names. Note further that all commands and settings described in the previous sections can be performed via a script whose path is passed as an argument with the execution of `maddm.py`, see [13] for details.

```

INFO: MadDM Results
INFO: Define xsi = Relic density/Planck measurement for thermal scenarios.
INFO: Rescaling theory prediction for xsi(direct det.) and xsi^2(indirect det.) for thermal scenarios.

INFO:
***** Relic Density
OMEGA IS 0.119894
INFO: Relic Density      = 1.20e-01      WITHIN EXP ERROR
INFO: x_f                = 2.10e+01
INFO: sigmav(xf)         = 1.14e-26 cm^3 s^-1
INFO: xsi                = 9.99e-01
INFO:
INFO: Channels contributions:
INFO: chi chi > t t~      : 100.00 %
INFO:
***** Indirect detection:
INFO: <sigma v> method: madevent
INFO: ===== continuum spectrum final states
INFO: DM particle halo velocity: 2e-05 c
INFO: *** Print <sigma v> [cm^3 s^-1] with Fermi dSph limits
INFO: chi chi > g g        Thermal = 7.95e-29  ALLOWED    All DM = 7.96e-29  ALLOWED    Fermi dSph ul = 7.39e-26
INFO: chi chi > t t~      Thermal = 1.55e-26  ALLOWED    All DM = 1.55e-26  ALLOWED    Fermi dSph ul = 1.00e-25
INFO: DM DM > all         Thermal = 1.56e-26  ALLOWED    All DM = 1.56e-26  ALLOWED    Fermi dSph ul = 1.28e-25
INFO:
INFO: *** Fluxes at earth [particle cm^-2 sr^-1]:
INFO: gammas Flux         = 3.49e-10
INFO: neutrinos_e Flux    = 1.97e-13
INFO: neutrinos_mu Flux   = 2.15e-13
INFO: neutrinos_tau Flux  = 1.94e-13
INFO:
INFO: ===== line spectrum final states
INFO: DM particle halo velocity: 0.00075 c
INFO: *** Print <sigma v> [cm^3 s^-1] with Fermi-LAT 2015, HESS 2018 line limits
INFO: chi chi > a a        Thermal = 5.66e-31  ALLOWED    All DM = 5.67e-31  ALLOWED    Line GC ul = 5.38e-28
INFO: chi chi > a z        Thermal = 1.34e-31  ALLOWED    All DM = 1.34e-31  ALLOWED    Line GC ul = 1.11e-27
INFO: chi chi > a h        Thermal = 1.04e-36  ALLOWED    All DM = 1.04e-36  ALLOWED    Line GC ul = 1.14e-27
INFO:
INFO: *** Line limits from Fermi-LAT 2015, HESS 2018
INFO: Density profile: Einasto(rho_s = 8.1351e-02 GeV cm^-3, r_s = 2.00e+01 kpc, alpha = 1.70e-01)
INFO: ==== Fermi-LAT 2015 =====
INFO: ROI: 16.0
INFO: J = 9.390000e+22 GeV^2 cm^-5
INFO: detection range: 2.1400e-01 -- 4.6200e+02 GeV
INFO: -----
INFO:
INFO:                                     Flux [cm^-2 s^-1]
INFO: Energy [GeV] -----
INFO:                                     All DM      Thermal      UL
INFO: -----
INFO: peak_1(ah+az+aa)  4.4958e+02  2.3397e-14 ALLOWED    2.3356e-14 ALLOWED    5.1290e-11
INFO: -----
INFO: ==== HESS 2018 =====
INFO: ROI: 1.0
INFO: J = 4.660000e+21 GeV^2 cm^-5
INFO: detection range: 3.0690e+02 -- 6.3850e+04 GeV
INFO: -----
INFO:
INFO:                                     Flux [cm^-2 s^-1]
INFO: Energy [GeV] -----
INFO:                                     All DM      Thermal      UL
INFO: -----
INFO: peak_1(ah+az+aa)  4.4951e+02  1.1612e-15 ALLOWED    1.1591e-15 ALLOWED    9.9328e-13
INFO: -----
INFO:
INFO: Results written in: ~/MG5_aMC_v2_9_4/my_process_dir_tot/output/run_01/MadDM_results.txt

```

Figure 8: Example of output provided by MADDM when running relic density and all indirect detection computations. The numbers quoted correspond to the benchmark model point taken as an example.

B. Astrophysics of gamma-ray lines

B.1. J -factor and dark-matter density profiles

In this appendix, describe how the J -factor is computed within MADDM. By definition, eq. (2), the J -factor is:

$$J = \int_{\text{ROI}} d\Omega \int_{\text{los}} \rho^2(r) dl. \quad (14)$$

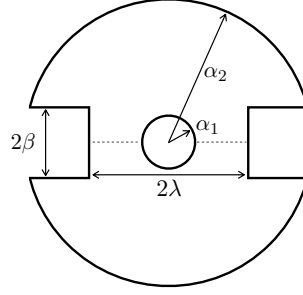


Figure 9: 2D projection at the Galactic center of the integration region A defined in the J -factor integral.

Here we consider the ROIs that are used by the experimental searches. In general, they introduce masks such that the integration region in eq. (14) goes beyond a simple cone. The integrals above can be re-cast in the following form:

$$J = \int_A d^3 r' \frac{1}{|r'|^2} \rho(r(r'))^2, \quad (15)$$

where A is the integration region and the integral is computed over r' , *i.e.* in the reference frame of the Sun, while the variable r is in the reference frame of the Galactic center. The integration region A is defined as follows:

$$A = \left\{ (x, y, z) \mid x^2 + y^2 + z^2 \leq R^2 \cap |y| \leq x \tan(\lambda) \right. \\ \left. \cap x^2 + y^2 \leq z^2 \tan^2\left(\frac{\pi}{2} - \beta\right) \cap |x| \tan(\alpha_1) \leq \sqrt{z^2 + y^2} \leq |x| \tan(\alpha_2) \right\}, \quad (16)$$

A two-dimensional projection of the integration region A at the Galactic center is shown in figure 9. It visualizes the parameters of the two possible masks considered in `MADDM`. On the one hand, it allows one to mask the Galactic plane up to a latitude β and down to a Galactic longitude λ . On the other hand, it allows for a circular mask around the Galactic center with an opening angle $\alpha_1 \in (0, \alpha_2)$. The outer opening angle of the ROI is denoted by $\alpha_2 \in (0, \pi)$.

We use galactic coordinates to perform the computation: longitude $l \in (-\pi, \pi)$ and latitude $b \in (-\pi/2, \pi/2)$. For definiteness the galactic coordinates are:

$$x = r' \cos b \cos l, \quad (17a)$$

$$y = r' \cos b \sin l, \quad (17b)$$

$$z = r' \sin b. \quad (17c)$$

Here, we assume that the integration cone is centered around the x axis.

The mask parametrization introduced above allows one to describe a variety of ROIs, in particular, those considered by the Fermi-LAT and HESS collaborations. For instance, the R1 ROI used by the latter is obtained for $\alpha_1 = 0^\circ$, $\alpha_2 = 1^\circ$, $\lambda = 0^\circ$ and $\beta = 0.3^\circ$. We have validated the computation of J -factors using the ones reported by the collaborations [8, 9] and elsewhere in the literature [77] and find agreement below the percent level.⁹

We have included four dark-matter density profiles, specified in eqs. (3) (gNFW), (4) (Einasto), (5) (Burkert) and (6) (isothermal). These dark-matter profiles are all normalized at the Sun position, the normalization is given by the value of the scale radius r_s and by the scale density ρ_s . The latter is not a free parameter and is automatically computed once the user has fixed ρ_\odot , R_\odot and r_s . The dark-matter density profile and the scale radius can be changed by the user by editing the file `maddm_card.dat` or via the launch interface, for example:

```
MadDM > set profile nfw
MadDM > set r_s 25
```

⁹An exception is the J -factor for the NFWc density profile and R3 ROI [8] where we find a 5% deviation.

These commands change the dark-matter density profile from its default Einasto to NFW with (which corresponds to gNFW with $\gamma = 1$) and the scale radius to 25 kpc (the default value is $r_s = 20$ kpc). The default values for the measured energy density at the Sun position and the Sun's distance from the Galactic center are $\rho_\odot = 0.4 \text{ GeV/cm}^3$ and $R_\odot = 8.5 \text{ kpc}$, respectively, following the choice of the Fermi-LAT collaboration. Note that these parameters are not contained in the standard `maddm_card.dat`. The change of these parameters requires enabling the full mode via typing `update to_full` directly after entering the launch interface, see appendix A.3. An example of the file `maddm_card.dat` in full mode is given in figure 10. However, in the given example, MADDM computes the value of ρ_s that corresponds to the default ρ_\odot , R_\odot and to $r_s = 25$ kpc.

For NFWg, the inner slope parameter γ is free. Users can change it by typing:

```
MadDM > set profile gnfw
MadDM > set gamma 1.3
```

This choice corresponds to NFWc density profile. Considering the Einasto, the slope α is a free parameter and can be set by

```
MadDM > set profile einasto
MadDM > set alpha 0.2
```

which change α from its default value 0.17 to 0.2.

B.2. Details about experimental data

In general, the user can set the ROI for a given experiment. Concretely, the experimental bounds are derived for a ROI which is optimized for a certain dark-matter density profile. In the case of Fermi-LAT there are four ROIs:

1. R3 associated with NFWc
2. R16 associated with Einasto
3. R41 associated with NFW
4. R90 associated with isothermal

For HESS, only one ROI is defined, namely R1. While the user is free to choose any of the four ROIs of the Fermi-LAT analysis by the variable `roi_fermi_2015` in the file `maddm_card.dat`, we recommend choosing the ROI associated with the dark-matter density profile considered. This can automatically be achieved by setting the above parameter to `default`.¹⁰ Note that if a ROI is chosen that is not optimized for the considered profile, MADDM raises a warning. If the user only chooses the ROI without specifying the dark-matter density profile, MADDM automatically chooses the profile for which it was optimized. Note further that the approximate Fermi-LAT likelihood and p -value computations are only performed if the user chooses the R3 or R16 ROI.

The experimental data is stored in the directory `MG5_aMC_v2_9_4/PLUGIN/maddm/ExpData`. It contains the respective data files `Fermi_2015_lines_R3_NFWcontracted.dat`, `Fermi_2015_lines_R16_Einasto.dat`, `Fermi_2015_lines_R41_NFW.dat` and `Fermi_2015_lines_R90_Isothermal.dat` for the Fermi-LAT analyses and `HESS_2018_lines_R1_Einasto.dat` for the HESS analysis. Each file contains the parameters of the density profile, the corresponding J -factor, the ROI and the 95% CL upper limits on $\langle\sigma v\rangle_{\gamma\gamma}$ and the flux in the 120 (60) energy bins considered by Fermi-LAT (HESS).

In addition to the implemented constraints from Fermi-LAT and HESS, we allow the user to consider further experimental data in the analysis pipeline. To this end, we have included a template experiment. It can, for instance, be used to compute the projected limits for future observations. The associated parameters are among the extended set of parameters accessible in `maddm_card.dat` in the full mode (see appendix A.3). The respective block is shown in figure 10 below the line `Template line experiment`. The relevant parameters are:

- `name`, `arxiv`: specify the name and (if applicable) the arXiv number of the analysis (optional);

¹⁰For the Burkert profile, the R90 is chosen by default.

```

# Method of computation (affects speed and precision)
reshuffling = sigmav_method ! inclusive, madevent, reshuffling
pythia8     = indirect_flux_source_method ! pythia8, PPPC4DMID, PPPC4DMID_ew
dragon      = indirect_flux_earth_method ! dragon, PPPC4DMID_ep

# setting for DM velocity
2e-05       = vave_indirect_cont
0.00075     = vave_indirect_line

# PPPC4DMID_ep settings for dm halo profile, propagation method and halo function
Ein         = dm_profile ! NFW, Moo, Iso, Ein
MED         = prop_method ! MIN, MED, MAX
MF1         = halo_funct ! MF1, MF2, MF3

# -----
# Line analysis
# -----

# choice of the dark matter density profile
einasto     = profile ! gnfw, einasto, nfw, isothermal, burkert

# profile common parameters
20.0        = r_s # kpc

# gnfw specific parameters
1.3         = gamma

# einasto specific parameters
0.17        = alpha

# profile normalisation parameters
8.5         = r_sun # kpc
0.4         = rho_sun # GeV cm^-3

# specify a ROI for Fermi-LAT 2015
# set default to use the ROI for which your profile is optimized
default     = roi_fermi_2015 ! default, R3, R16, R41, R90

# number of FWHM to take as the minimum energy separation between peaks to consider them well separated
5.0         = n_fwhm_separation

# minimum ratio between peaks' heights to have one of them significantly higher than the other
10.0        = peak_height_factor

# toggle line experiments on/off
on          = toggle_fermi_2015
on          = toggle_hess_2018

### Template line experiment
# in the following you are able to specify the parameters for an experiment of your choice
# - toggle it on/off
off         = toggle_template_line_experiment
# - name and arxiv (only for reference purpose)
TEMPLATE_name = template_line_experiment_name
TEMPLATE_arxiv = template_line_experiment_arxiv
# - you can specify up to 1 ROI (in deg) and a profile associated to it (with the various parameters as seen above)
1.0         = template_line_experiment_roi
einasto     = template_line_experiment_profile
20.0        = template_line_experiment_r_s
# - gnfw parameter gamma
1.3         = template_line_experiment_gamma
# - einasto parameter alpha
0.17        = template_line_experiment_alpha
# - specify the parameters of the mask (angles are in deg), refer to MadDM v3.2 documentation
0.0         = template_line_experiment_mask_latitude
180.0       = template_line_experiment_mask_longitude
0.0         = template_line_experiment_mask_inner_angle
# - energy resolution: this is a percent value to be multiplied by the energy of the peak
10.0        = template_line_experiment_energy_resolution
# - detection range in GeV
0.0         = template_line_experiment_detection_range_min
1000000.0   = template_line_experiment_detection_range_max
# - constraints file name: to be placed in $MADDM_PATH/ExpData/, must be 3 columns
# DM mass (GeV), <sigmav> (cm^3 s^-1), flux (cm^-2 s^-1)
None        = template_line_experiment_constraints_file

```

Figure 10: Example of the content of maddm_card.dat associated with gamma-line signatures including the extended set of parameters (full mode).

- `roi, profile`: it is possible to specify the ROI (*i.e.* α_2 in degrees) and the dark-matter density profile associated with it (the user can choose between the same profiles as for the main `profile` parameter discussed above);
- `r_s, gamma, alpha`: these are the profile parameters to be specified for the default dark-matter density profile chosen as in the point above;
- `mask_` parameters: allow the user to specify a mask, according to figure 9, where `mask_latitude` is λ , `mask_longitude` is β and `mask_inner_angle` is α_1 ; they are all expressed in degrees;
- `energy_resolution`: the relative energy resolution of the experiment in per-cent; taken to be constant over the detection range;
- `detection_range_` parameters: allow the user to specify the minimum (`min`) and maximum (`max`) energy range of the experiment (in GeV);
- `constraints_file`: additionally, the user can provide the (projected) constraints of the experiment via a data file in the same format as *e.g.* `Fermi_2015_lines_R90_Isothermal.dat`. The file should be included in the directory `MG5_aMC_v2_9_4/PLUGIN/maddm/ExpData` of `MADDM`. It should contain three columns: dark-matter mass (in GeV), $\langle\sigma v\rangle_{\gamma\gamma}$ upper limits (in $\text{cm}^3 \text{s}^{-1}$) and $\Phi_{\gamma\gamma}$ upper limits (in $\text{cm}^{-2} \text{s}^{-1}$).

To enable the template experiment, the parameter `toggle_template_line_experiment` has to be set to on. In this case, `MADDM` considers it in the same way as the constraints from Fermi-LAT and HESS. Note that the dark-matter density profile associated with the template experiment is supposed to be the one for which the cross section upper limit has been derived (if provided by the user). The density profile considered for the J -factor computation within `MADDM` remains the one specified through the parameter `profile` in `maddm_card.dat`. However, if the two profiles differ, a warning is raised.

Note that it is also possible to switch the Fermi-LAT and HESS analysis on/off. When switched off the respective experiment is not considered in the analysis pipeline.

C. Merging algorithm for peaks

In the presence of multiple spectral lines, the application of experimental constraints (performed under the assumption of a single gamma-ray line signal) requires particular attention. In the following, we provide details on the implemented merging algorithm for multiple spectral lines that are close in energy. Furthermore, we discuss the considered criteria for the applicability of the experimental analyses in this case.

Due to the non-relativistic nature of cold dark matter, the width of the gamma-ray line signal is expected to be very small. In particular, it is assumed to be small compared to the experimental energy resolution. In the experimental measurement, the sharp peak, eq. (7), is hence smeared. We approximate it by a Gaussian,

$$\frac{d\Phi_X^{\text{exp}}(E)}{dE} \propto \frac{\Phi_X}{\sigma \sqrt{2\pi}} \exp\left(-\frac{1}{2} \frac{(E - E_\gamma)^2}{\sigma^2}\right), \quad (18)$$

where σ corresponds to the experimental resolution, related to the full width at half maximum by $\text{FWHM} = 2\sqrt{2\ln 2}\sigma$. The resolution of Fermi-LAT is reported in [8]. We consider the EDISP3 energy resolution, associated with the best energy reconstruction estimator. It ranges from $\sim 10\%$ at 300 MeV down to 5.5% at 500 GeV. Note that the width of each bin corresponds to the energy resolution (68% containment) for that bin following EDISP3. The HESS telescope has a resolution in the energy of 10% above 300 GeV [9].

The merging algorithm follows an iterative process. In each iteration, it considers all possible pairs of spectral lines (called peaks in the following) and selects the pair that is closest in energy, *i.e.* for which

$$s_{ab} = \frac{|E_a - E_b|}{\min(\text{FWHM}_a, \text{FWHM}_b)}, \quad (19)$$

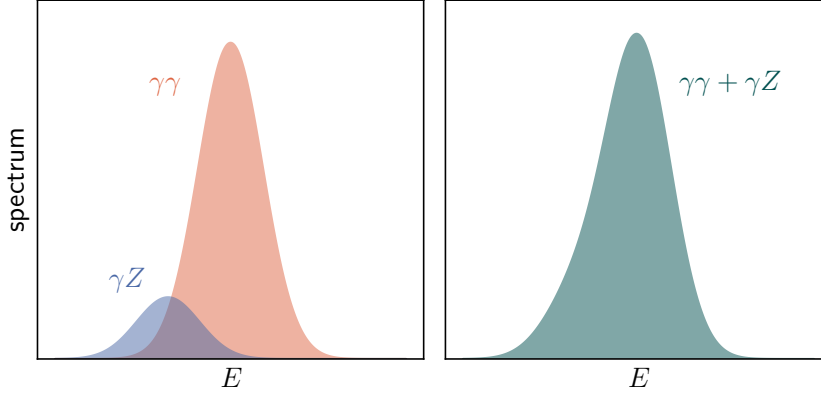


Figure 11: Graphical example of the merging algorithm: on the left the $\gamma\gamma$ and γZ peaks are shown separately, while on the right the obtained merged peak is shown.

is minimal, where a, b index the peaks and FWHM_a is the FWHM of peak a . If $s_{ab} < 1$, the Gaussian signals, eq. (18), of the peaks are summed and considered as a single (merged) peak. The iterative process is pursued with the set of merged and remaining un-merged peaks until no merging is possible anymore (under the above criterion). An illustrative example of a merging of two peaks is shown in figure 11.

The set of peaks obtained after merging represents the signal as potentially being observed by the experiment. However, if the signal still contains multiple peaks the application of the experimental constraints to each of them is, in general, questionable as the limit-setting procedure has been performed under the hypothesis of a single peak. Similar issues can arise if a merged peak has become too broad. We address these concerns by introducing the following criteria the peaks have to satisfy. First, we require the FWHM of any merged peak to be smaller than 1.5 times the FWHM corresponding to the experimental resolution at its peak energy. If this criterion is not met, the peak is flagged with an error (error type 1). Secondly, we require a minimal separation between the (merged) peaks. The minimal separation in units of the FWHM is controlled by the parameter `n_fwhm_separation` whose default value is set to 5. Peaks that do not satisfy the separation criterion are flagged with the error type 2. Note that the separation criterion is bypassed for a large hierarchy between the corresponding fluxes of the peaks, *i.e.* if the ratio of fluxes (each normalized to the upper limit at the corresponding energy) is larger than the variable `peak_height_factor` (with default value 10). In this case, only the peak with the smaller flux is flagged with the error 2.

References

- [1] A. Bouquet, P. Salati, J. Silk, Gamma-Ray Lines as a Probe for a Cold Dark Matter Halo, *Phys. Rev. D* 40 (1989) 3168. [doi:10.1103/PhysRevD.40.3168](#).
- [2] L. Bergstrom, Radiative Processes in Dark Matter Photino Annihilation, *Phys. Lett. B* 225 (1989) 372–380. [doi:10.1016/0370-2693\(89\)90585-6](#).
- [3] S. Rudaz, On the Annihilation of Heavy Neutral Fermion Pairs Into Monochromatic gamma-rays and Its Astrophysical Implications, *Phys. Rev. D* 39 (1989) 3549. [doi:10.1103/PhysRevD.39.3549](#).
- [4] M. Lindner, A. Merle, V. Niro, Enhancing Dark Matter Annihilation into Neutrinos, *Phys. Rev. D* 82 (2010) 123529. [arXiv:1005.3116](#), [doi:10.1103/PhysRevD.82.123529](#).
- [5] Y. Farzan, Flavoring Monochromatic Neutrino Flux from Dark Matter Annihilation, *JHEP* 02 (2012) 091. [arXiv:1111.1063](#), [doi:10.1007/JHEP02\(2012\)091](#).
- [6] C. Arina, S. Kulkarni, J. Silk, Monochromatic neutrino lines from sneutrino dark matter, *Phys. Rev. D* 92 (8) (2015) 083519. [arXiv:1506.08202](#), [doi:10.1103/PhysRevD.92.083519](#).
- [7] C. El Aisati, C. Garcia-Cely, T. Hambye, L. Vanderheyden, Prospects for discovering a neutrino line induced by dark matter annihilation, *JCAP* 10 (2017) 021. [arXiv:1706.06600](#), [doi:10.1088/1475-7516/2017/10/021](#).
- [8] M. Ackermann, et al., Updated search for spectral lines from Galactic dark matter interactions with pass 8 data from the Fermi Large Area Telescope, *Phys. Rev. D* 91 (12) (2015) 122002. [arXiv:1506.00013](#), [doi:10.1103/PhysRevD.91.122002](#).
- [9] H. Abdallah, et al., Search for γ -Ray Line Signals from Dark Matter Annihilations in the Inner Galactic Halo from 10 Years of Observations with H.E.S.S., *Phys. Rev. Lett.* 120 (20) (2018) 201101. [arXiv:1805.05741](#), [doi:10.1103/PhysRevLett.120.201101](#).

- [10] H. Abdalla, et al., Searches for gamma-ray lines and 'pure WIMP' spectra from Dark Matter annihilations in dwarf galaxies with H.E.S.S., JCAP 1811 (11) (2018) 037. [arXiv:1810.00995](#), [doi:10.1088/1475-7516/2018/11/037](#).
- [11] C. Degrande, C. Duhr, B. Fuks, D. Grellscheid, O. Mattelaer, T. Reiter, UFO - The Universal FeynRules Output, Comput. Phys. Commun. 183 (2012) 1201–1214. [arXiv:1108.2040](#), [doi:10.1016/j.cpc.2012.01.022](#).
- [12] F. Ambrogio, C. Arina, M. Backovic, J. Heisig, F. Maltoni, L. Mantani, O. Mattelaer, G. Mohlabeng, MadDM v3.0: a Comprehensive Tool for Dark Matter Studies, Phys. Dark Univ. 24 (2019) 100249. [arXiv:1804.00044](#), [doi:10.1016/j.dark.2018.11.009](#).
- [13] C. Arina, J. Heisig, F. Maltoni, L. Mantani, D. Massaro, O. Mattelaer, G. Mohlabeng, Studying dark matter with MadDM 3.1: a short user guide, PoS TOOLS2020 (2021) 009. [arXiv:2012.09016](#), [doi:10.22323/1.392.0009](#).
- [14] C. Arina, Review on Dark Matter Tools, PoS TOOLS2020 (2021) 001. [arXiv:2012.09462](#), [doi:10.22323/1.392.0001](#).
- [15] G. Bélanger, F. Boudjema, A. Goudelis, A. Pukhov, B. Zaldivar, micrOMEGAS5.0 : Freeze-in, Comput. Phys. Commun. 231 (2018) 173–186. [arXiv:1801.03509](#), [doi:10.1016/j.cpc.2018.04.027](#).
- [16] T. Bringmann, J. Edsjö, P. Gondolo, P. Ullio, L. Bergström, DarkSUSY 6 : An Advanced Tool to Compute Dark Matter Properties Numerically, JCAP 07 (2018) 033. [arXiv:1802.03399](#), [doi:10.1088/1475-7516/2018/07/033](#).
- [17] P. Gondolo, J. Edsjö, P. Ullio, L. Bergström, M. Schelke, E. A. Baltz, DarkSUSY: Computing supersymmetric dark matter properties numerically, JCAP 0407 (2004) 008. [arXiv:astro-ph/0406204](#), [doi:10.1088/1475-7516/2004/07/008](#).
- [18] L. Bergström, P. Ullio, Full one loop calculation of neutralino annihilation into two photons, Nucl. Phys. B504 (1997) 27–44. [arXiv:hep-ph/9706232](#), [doi:10.1016/S0550-3213\(97\)00530-0](#).
- [19] Z. Bern, P. Gondolo, M. Perelstein, Neutralino annihilation into two photons, Phys. Lett. B411 (1997) 86–96. [arXiv:hep-ph/9706538](#), [doi:10.1016/S0370-2693\(97\)00990-8](#).
- [20] M. Gustafsson, E. Lundström, L. Bergström, J. Edsjö, Significant Gamma Lines from Inert Higgs Dark Matter, Phys. Rev. Lett. 99 (2007) 041301. [arXiv:astro-ph/0703512](#), [doi:10.1103/PhysRevLett.99.041301](#).
- [21] K.-Y. Choi, O. Seto, A Dirac right-handed sneutrino dark matter and its signature in the gamma-ray lines, Phys. Rev. D 86 (2012) 043515, [Erratum: Phys.Rev.D 86, 089904 (2012)]. [arXiv:1205.3276](#), [doi:10.1103/PhysRevD.86.043515](#).
- [22] N. Weiner, I. Yavin, How Dark Are Majorana WIMPs? Signals from MiDM and Rayleigh Dark Matter, Phys. Rev. D 86 (2012) 075021. [arXiv:1206.2910](#), [doi:10.1103/PhysRevD.86.075021](#).
- [23] S. Tulin, H.-B. Yu, K. M. Zurek, Three Exceptions for Thermal Dark Matter with Enhanced Annihilation to $\gamma\gamma$, Phys. Rev. D 87 (3) (2013) 036011. [arXiv:1208.0009](#), [doi:10.1103/PhysRevD.87.036011](#).
- [24] F. Giacchino, L. Lopez-Honorez, M. H. G. Tytgat, Bremsstrahlung and Gamma Ray Lines in 3 Scenarios of Dark Matter Annihilation, JCAP 1408 (2014) 046. [arXiv:1405.6921](#), [doi:10.1088/1475-7516/2014/08/046](#).
- [25] A. Ibarra, T. Toma, M. Totzauer, S. Wild, Sharp Gamma-ray Spectral Features from Scalar Dark Matter Annihilations, Phys. Rev. D90 (4) (2014) 043526. [arXiv:1405.6917](#), [doi:10.1103/PhysRevD.90.043526](#).
- [26] G. Chalons, A. Semenov, Loop-induced photon spectral lines from neutralino annihilation in the NMSSM, JHEP 12 (2011) 055. [arXiv:1110.2064](#), [doi:10.1007/JHEP12\(2011\)055](#).
- [27] G. Chalons, M. J. Dolan, C. McCabe, Neutralino dark matter and the Fermi gamma-ray lines, JCAP 02 (2013) 016. [arXiv:1211.5154](#), [doi:10.1088/1475-7516/2013/02/016](#).
- [28] D. G. Cerdeno, M. Peiro, S. Robles, Enhanced lines and box-shaped features in the gamma-ray spectrum from annihilating dark matter in the NMSSM, JCAP 04 (2016) 011. [arXiv:1507.08974](#), [doi:10.1088/1475-7516/2016/04/011](#).
- [29] C. B. Jackson, G. Servant, G. Shaughnessy, T. M. P. Tait, M. Taoso, Higgs in Space!, JCAP 04 (2010) 004. [arXiv:0912.0004](#), [doi:10.1088/1475-7516/2010/04/004](#).
- [30] G. Bertone, C. B. Jackson, G. Shaughnessy, T. M. P. Tait, A. Vallinotto, The WIMP Forest: Indirect Detection of a Chiral Square, Phys. Rev. D80 (2009) 023512. [arXiv:0904.1442](#), [doi:10.1103/PhysRevD.80.023512](#).
- [31] C. Arina, T. Bringmann, J. Silk, M. Vollmann, Enhanced Line Signals from Annihilating Kaluza-Klein Dark Matter, Phys. Rev. D 90 (8) (2014) 083506. [arXiv:1409.0007](#), [doi:10.1103/PhysRevD.90.083506](#).
- [32] A. Ibarra, M. Totzauer, S. Wild, Higher order dark matter annihilations in the Sun and implications for IceCube, JCAP 04 (2014) 012. [arXiv:1402.4375](#), [doi:10.1088/1475-7516/2014/04/012](#).
- [33] C. Garcia-Cely, A. Rivera, General calculation of the cross section for dark matter annihilations into two photons, JCAP 1703 (03) (2017) 054. [arXiv:1611.08029](#), [doi:10.1088/1475-7516/2017/03/054](#).
- [34] J. Goodman, M. Ibe, A. Rajaraman, W. Shepherd, T. M. P. Tait, H.-B. Yu, Gamma Ray Line Constraints on Effective Theories of Dark Matter, Nucl. Phys. B 844 (2011) 55–68. [arXiv:1009.0008](#), [doi:10.1016/j.nuclphysb.2010.10.022](#).
- [35] K. N. Abazajian, P. Agrawal, Z. Chacko, C. Kilic, Lower Limits on the Strengths of Gamma Ray Lines from WIMP Dark Matter Annihilation, Phys. Rev. D 85 (2012) 123543. [arXiv:1111.2835](#), [doi:10.1103/PhysRevD.85.123543](#).
- [36] X. Chu, T. Hambye, T. Scarna, M. H. G. Tytgat, What if Dark Matter Gamma-Ray Lines come with Gluon Lines?, Phys. Rev. D 86 (2012) 083521. [arXiv:1206.2279](#), [doi:10.1103/PhysRevD.86.083521](#).
- [37] L. Wang, X.-F. Han, 130 GeV gamma-ray line and enhancement of $h \rightarrow \gamma\gamma$ in the Higgs triplet model plus a scalar dark matter, Phys. Rev. D 87 (1) (2013) 015015. [arXiv:1209.0376](#), [doi:10.1103/PhysRevD.87.015015](#).
- [38] Y. Bai, J. Shelton, Gamma Lines without a Continuum: Thermal Models for the Fermi-LAT 130 GeV Gamma Line, JHEP 12 (2012) 056. [arXiv:1208.4100](#), [doi:10.1007/JHEP12\(2012\)056](#).
- [39] A. Rajaraman, T. M. P. Tait, D. Whiteson, Two Lines or Not Two Lines? That is the Question of Gamma Ray Spectra, JCAP 09 (2012) 003. [arXiv:1205.4723](#), [doi:10.1088/1475-7516/2012/09/003](#).
- [40] A. Rajaraman, T. M. P. Tait, A. M. Wijangco, Effective Theories of Gamma-ray Lines from Dark Matter Annihilation, Phys. Dark Univ. 2 (2013) 17–21. [arXiv:1211.7061](#), [doi:10.1016/j.dark.2012.12.001](#).
- [41] E. Dudas, L. Heurtier, Y. Mambrini, Generating X-ray lines from annihilating dark matter, Phys. Rev. D 90 (2014) 035002. [arXiv:1404.1927](#), [doi:10.1103/PhysRevD.90.035002](#).
- [42] A. Coogan, S. Profumo, W. Shepherd, Monochromatic Gamma Rays from Dark Matter Annihilation to Leptons, JHEP 08 (2015) 074. [arXiv:1504.05187](#), [doi:10.1007/JHEP08\(2015\)074](#).

- [43] M. Duerr, P. Fileviez Perez, J. Smirnov, Gamma Lines from Majorana Dark Matter, *Phys. Rev. D* 93 (2016) 023509. [arXiv:1508.01425](#), [doi:10.1103/PhysRevD.93.023509](#).
- [44] S. Fichtel, Shining Light on Polarizable Dark Particles, *JHEP* 04 (2017) 088. [arXiv:1609.01762](#), [doi:10.1007/JHEP04\(2017\)088](#).
- [45] V. Hirschi, R. Frederix, S. Frixione, M. V. Garzelli, F. Maltoni, R. Pittau, Automation of one-loop QCD corrections, *JHEP* 05 (2011) 044. [arXiv:1103.0621](#), [doi:10.1007/JHEP05\(2011\)044](#).
- [46] J. Alwall, M. Herquet, F. Maltoni, O. Mattelaer, T. Stelzer, MadGraph 5 : Going Beyond, *JHEP* 06 (2011) 128. [arXiv:1106.0522](#), [doi:10.1007/JHEP06\(2011\)128](#).
- [47] M. Backović, M. Krämer, F. Maltoni, A. Martini, K. Mawatari, M. Pellen, Higher-order QCD predictions for dark matter production at the LHC in simplified models with s-channel mediators, *Eur. Phys. J. C* 75 (10) (2015) 482. [arXiv:1508.05327](#), [doi:10.1140/epjc/s10052-015-3700-6](#).
- [48] C. Arina, et al., A comprehensive approach to dark matter studies: exploration of simplified top-philic models, *JHEP* 11 (2016) 111. [arXiv:1605.09242](#), [doi:10.1007/JHEP11\(2016\)111](#).
- [49] G. Das, C. Degrande, V. Hirschi, F. Maltoni, H.-S. Shao, NLO predictions for the production of a spin-two particle at the LHC, *Phys. Lett. B* 770 (2017) 507–513. [arXiv:1605.09359](#), [doi:10.1016/j.physletb.2017.05.007](#).
- [50] C. Arina, B. Fuks, L. Mantani, H. Mies, L. Panizzi, J. Salko, Closing in on t -channel simplified dark matter models, *Phys. Lett. B* 813 (2021) 136038. [arXiv:2010.07559](#), [doi:10.1016/j.physletb.2020.136038](#).
- [51] V. Hirschi, O. Mattelaer, Automated event generation for loop-induced processes, *JHEP* 10 (2015) 146. [arXiv:1507.00020](#), [doi:10.1007/JHEP10\(2015\)146](#).
- [52] O. Mattelaer, E. Vryonidou, Dark matter production through loop-induced processes at the LHC: the s-channel mediator case, *Eur. Phys. J. C* 75 (9) (2015) 436. [arXiv:1508.00564](#), [doi:10.1140/epjc/s10052-015-3665-5](#).
- [53] C. Arina, B. Fuks, L. Mantani, A universal framework for t -channel dark matter models, *Eur. Phys. J. C* 80 (5) (2020) 409. [arXiv:2001.05024](#), [doi:10.1140/epjc/s10052-020-7933-7](#).
- [54] M. Garny, J. Heisig, M. Hufnagel, B. Lülfi, Top-philic dark matter within and beyond the WIMP paradigm, *Phys. Rev. D* 97 (7) (2018) 075002. [arXiv:1802.00814](#), [doi:10.1103/PhysRevD.97.075002](#).
- [55] S. Colucci, B. Fuks, F. Giacchino, L. Lopez Honorez, M. H. G. Tytgat, J. Vandecasteele, Top-philic Vector-Like Portal to Scalar Dark Matter, *Phys. Rev. D* 98 (2018) 035002. [arXiv:1804.05068](#), [doi:10.1103/PhysRevD.98.035002](#).
- [56] A. Albert, et al., Searching for Dark Matter Annihilation in Recently Discovered Milky Way Satellites with Fermi-LAT, *Astrophys. J.* 834 (2) (2017) 110. [arXiv:1611.03184](#), [doi:10.3847/1538-4357/834/2/110](#).
- [57] A. Geringer-Sameth, S. M. Koushiappas, M. Walker, Dwarf galaxy annihilation and decay emission profiles for dark matter experiments, *Astrophys. J.* 801 (2) (2015) 74. [arXiv:1408.0002](#), [doi:10.1088/0004-637X/801/2/74](#).
- [58] N. Baro, F. Boudjema, A. Semenov, Full one-loop corrections to the relic density in the MSSM: A Few examples, *Phys. Lett. B* 660 (2008) 550–560. [arXiv:0710.1821](#), [doi:10.1016/j.physletb.2008.01.031](#).
- [59] C. Hellmann, P. Ruiz-Femenía, Non-relativistic pair annihilation of nearly mass degenerate neutralinos and charginos II. P-wave and next-to-next-to-leading order S-wave coefficients, *JHEP* 08 (2013) 084. [arXiv:1303.0200](#), [doi:10.1007/JHEP08\(2013\)084](#).
- [60] J. Harz, B. Herrmann, M. Klasen, K. Kovarik, P. Steppeler, Theoretical uncertainty of the supersymmetric dark matter relic density from scheme and scale variations, *Phys. Rev. D* 93 (11) (2016) 114023. [arXiv:1602.08103](#), [doi:10.1103/PhysRevD.93.114023](#).
- [61] M. Beneke, A. Bharucha, F. Dighera, C. Hellmann, A. Hryczuk, S. Recksiegel, P. Ruiz-Femenia, Relic density of wino-like dark matter in the MSSM, *JHEP* 03 (2016) 119. [arXiv:1601.04718](#), [doi:10.1007/JHEP03\(2016\)119](#).
- [62] C. Degrande, V. Hirschi, O. Mattelaer, Automated Computation of One-Loop Amplitudes, *Ann. Rev. Nucl. Part. Sci.* 68 (2018) 291–312. [doi:10.1146/annurev-nucl-101917-020959](#).
- [63] A. Denner, S. Dittmaier, L. Hofer, Collier: a fortran-based Complex One-Loop Library in Extended Regularizations, *Comput. Phys. Commun.* 212 (2017) 220–238. [arXiv:1604.06792](#), [doi:10.1016/j.cpc.2016.10.013](#).
- [64] P. Mastrolia, E. Mirabella, T. Peraro, Integrand reduction of one-loop scattering amplitudes through Laurent series expansion, *JHEP* 06 (2012) 095, [Erratum: *JHEP* 11, 128 (2012)]. [arXiv:1203.0291](#), [doi:10.1007/JHEP11\(2012\)128](#).
- [65] T. Peraro, Ninja: Automated Integrand Reduction via Laurent Expansion for One-Loop Amplitudes, *Comput. Phys. Commun.* 185 (2014) 2771–2797. [arXiv:1403.1229](#), [doi:10.1016/j.cpc.2014.06.017](#).
- [66] V. Hirschi, T. Peraro, Tensor integrand reduction via Laurent expansion, *JHEP* 06 (2016) 060. [arXiv:1604.01363](#), [doi:10.1007/JHEP06\(2016\)060](#).
- [67] G. Ossola, C. G. Papadopoulos, R. Pittau, CutTools: A Program implementing the OPP reduction method to compute one-loop amplitudes, *JHEP* 03 (2008) 042. [arXiv:0711.3596](#), [doi:10.1088/1126-6708/2008/03/042](#).
- [68] J. Alwall, R. Frederix, S. Frixione, V. Hirschi, F. Maltoni, O. Mattelaer, H. S. Shao, T. Stelzer, P. Torrielli, M. Zaro, The automated computation of tree-level and next-to-leading order differential cross sections, and their matching to parton shower simulations, *JHEP* 07 (2014) 079. [arXiv:1405.0301](#), [doi:10.1007/JHEP07\(2014\)079](#).
- [69] G. Passarino, M. J. G. Veltman, One Loop Corrections for e^+e^- Annihilation Into $\mu^+\mu^-$ in the Weinberg Model, *Nucl. Phys. B* 160 (1979) 151–207. [doi:10.1016/0550-3213\(79\)90234-7](#).
- [70] G. Ossola, C. G. Papadopoulos, R. Pittau, Reducing full one-loop amplitudes to scalar integrals at the integrand level, *Nucl. Phys. B* 763 (2007) 147–169. [arXiv:hep-ph/0609007](#), [doi:10.1016/j.nuclphysb.2006.11.012](#).
- [71] A. van Hameren, OneLoop: For the evaluation of one-loop scalar functions, *Comput. Phys. Commun.* 182 (2011) 2427–2438. [arXiv:1007.4716](#), [doi:10.1016/j.cpc.2011.06.011](#).
- [72] S. Carrazza, R. K. Ellis, G. Zanderighi, QCDLoop: a comprehensive framework for one-loop scalar integrals, *Comput. Phys. Commun.* 209 (2016) 134–143. [arXiv:1605.03181](#), [doi:10.1016/j.cpc.2016.07.033](#).
- [73] A. Alloul, N. D. Christensen, C. Degrande, C. Duhr, B. Fuks, FeynRules 2.0 - A complete toolbox for tree-level phenomenology, *Comput. Phys. Commun.* 185 (2014) 2250–2300. [arXiv:1310.1921](#), [doi:10.1016/j.cpc.2014.04.012](#).
- [74] T. Hahn, Generating Feynman diagrams and amplitudes with FeynArts 3, *Comput. Phys. Commun.* 140 (2001) 418–431. [arXiv:hep-ph/0012260](#), [doi:10.1016/S0010-4655\(01\)00290-9](#).

- [75] C. Degrande, Automatic evaluation of UV and R2 terms for beyond the Standard Model Lagrangians: a proof-of-principle, *Comput. Phys. Commun.* 197 (2015) 239–262. [arXiv:1406.3030](#), [doi:10.1016/j.cpc.2015.08.015](#).
- [76] T. Sjöstrand, S. Ask, J. R. Christiansen, R. Corke, N. Desai, P. Ilten, S. Mrenna, S. Prestel, C. O. Rasmussen, P. Z. Skands, An introduction to PYTHIA 8.2, *Comput. Phys. Commun.* 191 (2015) 159–177. [arXiv:1410.3012](#), [doi:10.1016/j.cpc.2015.01.024](#).
- [77] M. Cirelli, G. Corcella, A. Hektor, G. Hutsi, M. Kadastik, P. Panci, M. Raidal, F. Sala, A. Strumia, PPPC 4 DM ID: A Poor Particle Physicist Cookbook for Dark Matter Indirect Detection, *JCAP* 1103 (2011) 051, [Erratum: *JCAP*1210,E01(2012)]. [arXiv:1012.4515](#), [doi:10.1088/1475-7516/2012/10/E01](#), [doi:10.1088/1475-7516/2011/03/051](#).
- [78] J. F. Navarro, C. S. Frenk, S. D. M. White, The Structure of cold dark matter halos, *Astrophys. J.* 462 (1996) 563–575. [arXiv:astro-ph/9508025](#), [doi:10.1086/177173](#).
- [79] J. Einasto, On the Construction of a Composite Model for the Galaxy and on the Determination of the System of Galactic Parameters, *Trudy Astrofizicheskogo Instituta Alma-Ata* 5 (1965) 87–100.
- [80] A. Burkert, The Structure of dark matter halos in dwarf galaxies, *IAU Symp.* 171 (1996) 175, [*Astrophys. J.*447,L25(1995)]. [arXiv:astro-ph/9504041](#), [doi:10.1086/309560](#).
- [81] J. Binney, S. Tremaine, *Galactic Dynamics: Second Edition*, 2008.
- [82] A.-C. Eilers, D. W. Hogg, H.-W. Rix, M. K. Ness, The Circular Velocity Curve of the Milky Way from 5 to 25 kpc, *The Astrophysical Journal* 871 (1) (2019) 120. [arXiv:1810.09466](#), [doi:10.3847/1538-4357/aaf648](#).
- [83] M. Mateo, Dwarf galaxies of the Local Group, *Ann. Rev. Astron. Astrophys.* 36 (1998) 435–506. [arXiv:astro-ph/9810070](#), [doi:10.1146/annurev.astro.36.1.435](#).
- [84] D. R. Weisz, et al., The ACS Nearby Galaxy Survey Treasury VIII. The Global Star Formation Histories of 60 Dwarf Galaxies in the Local Volume, *Astrophys. J.* 739 (2011) 5. [arXiv:1101.1093](#), [doi:10.1088/0004-637X/739/1/5](#).
- [85] T. M. Brown, et al., The Primeval Populations of the Ultra-Faint Dwarf Galaxies, *Astrophys. J.* 753 (2012) L21. [arXiv:1206.0941](#), [doi:10.1088/2041-8205/753/1/L21](#).
- [86] V. Lefranc, E. Moulin, P. Panci, F. Sala, J. Silk, Dark Matter in γ lines: Galactic Center vs dwarf galaxies, *JCAP* 09 (2016) 043. [arXiv:1608.00786](#), [doi:10.1088/1475-7516/2016/09/043](#).
- [87] A. Cuoco, B. Eiteneuer, J. Heisig, M. Krämer, A global fit of the γ -ray galactic center excess within the scalar singlet Higgs portal model, *JCAP* 1606 (06) (2016) 050. [arXiv:1603.08228](#), [doi:10.1088/1475-7516/2016/06/050](#).
- [88] M. Garny, A. Ibarra, M. Pato, S. Vogl, Internal bremsstrahlung signatures in light of direct dark matter searches, *JCAP* 1312 (2013) 046. [arXiv:1306.6342](#), [doi:10.1088/1475-7516/2013/12/046](#).
- [89] M. Actis, et al., Design concepts for the Cherenkov Telescope Array CTA: An advanced facility for ground-based high-energy gamma-ray astronomy, *Exper. Astron.* 32 (2011) 193–316. [arXiv:1008.3703](#), [doi:10.1007/s10686-011-9247-0](#).
- [90] A. Hryczuk, K. Jodkowski, E. Moulin, L. Rinchuso, L. Roszkowski, E. M. Sessolo, S. Trojanowski, Testing dark matter with Cherenkov light - prospects of H.E.S.S. and CTA for exploring minimal supersymmetry, *JHEP* 10 (2019) 043. [arXiv:1905.00315](#), [doi:10.1007/JHEP10\(2019\)043](#).
- [91] A. M. Sirunyan, et al., Search for top squark pair production using dilepton final states in pp collision data collected at $\sqrt{s} = 13$ TeV, *Eur. Phys. J. C* 81 (1) (2021) 3. [arXiv:2008.05936](#), [doi:10.1140/epjc/s10052-020-08701-5](#).
- [92] A. M. Sirunyan, et al., Search for top squark production in fully-hadronic final states in proton-proton collisions at $\sqrt{s} = 13$ TeV, *arXiv:2103.01290*.
- [93] G. Aad, et al., Search for new phenomena with top quark pairs in final states with one lepton, jets, and missing transverse momentum in pp collisions at $\sqrt{s} = 13$ TeV with the ATLAS detector, *JHEP* 04 (2021) 174. [arXiv:2012.03799](#), [doi:10.1007/JHEP04\(2021\)174](#).
- [94] G. Aad, et al., Search for new phenomena in events with two opposite-charge leptons, jets and missing transverse momentum in pp collisions at $\sqrt{s} = 13$ TeV with the ATLAS detector, *JHEP* 04 (2021) 165. [arXiv:2102.01444](#), [doi:10.1007/JHEP04\(2021\)165](#).
- [95] R. Barbieri, L. J. Hall, V. S. Rychkov, Improved naturalness with a heavy Higgs: An Alternative road to LHC physics, *Phys. Rev. D* 74 (2006) 015007. [arXiv:hep-ph/0603188](#), [doi:10.1103/PhysRevD.74.015007](#).
- [96] L. Lopez Honorez, E. Nezri, J. F. Oliver, M. H. G. Tytgat, The Inert Doublet Model: An Archetype for Dark Matter, *JCAP* 02 (2007) 028. [arXiv:hep-ph/0612275](#), [doi:10.1088/1475-7516/2007/02/028](#).
- [97] L. Lopez Honorez, C. E. Yaguna, The inert doublet model of dark matter revisited, *JHEP* 09 (2010) 046. [arXiv:1003.3125](#), [doi:10.1007/JHEP09\(2010\)046](#).
- [98] K. Griest, D. Seckel, Three exceptions in the calculation of relic abundances, *Phys. Rev. D* 43 (1991) 3191–3203. [doi:10.1103/PhysRevD.43.3191](#).
- [99] A. Goudelis, B. Herrmann, O. Stål, Dark matter in the Inert Doublet Model after the discovery of a Higgs-like boson at the LHC, *JHEP* 09 (2013) 106. [arXiv:1303.3010](#), [doi:10.1007/JHEP09\(2013\)106](#).
- [100] A. Ilnicka, M. Krawczyk, T. Robens, Inert Doublet Model in light of LHC Run I and astrophysical data, *Phys. Rev. D* 93 (5) (2016) 055026. [arXiv:1508.01671](#), [doi:10.1103/PhysRevD.93.055026](#).
- [101] A. Belyaev, G. Cacciapaglia, I. P. Ivanov, F. Rojas-Abatte, M. Thomas, Anatomy of the Inert Two Higgs Doublet Model in the light of the LHC and non-LHC Dark Matter Searches, *Phys. Rev. D* 97 (3) (2018) 035011. [arXiv:1612.00511](#), [doi:10.1103/PhysRevD.97.035011](#).
- [102] B. Eiteneuer, A. Goudelis, J. Heisig, The inert doublet model in the light of Fermi-LAT gamma-ray data: a global fit analysis, *Eur. Phys. J. C* 77 (9) (2017) 624. [arXiv:1705.01458](#), [doi:10.1140/epjc/s10052-017-5166-1](#).
- [103] S. Banerjee, F. Boudjema, N. Chakrabarty, H. Sun, Relic density of dark matter in the inert doublet model beyond leading order for the low mass region: 3. Annihilation in 3-body final state, [arXiv:2101.02167](#).
- [104] D. Dercks, T. Robens, Constraining the Inert Doublet Model using Vector Boson Fusion, *Eur. Phys. J. C* 79 (11) (2019) 924. [arXiv:1812.07913](#), [doi:10.1140/epjc/s10052-019-7436-6](#).
- [105] P. A. R. Ade, et al., Planck 2015 results. XIII. Cosmological parameters, *Astron. Astrophys.* 594 (2016) A13. [arXiv:1502.01589](#), [doi:10.1051/0004-6361/201525830](#).
- [106] M. Baak, J. Cúth, J. Haller, A. Hoecker, R. Kogler, K. Mönig, M. Schott, J. Stelzer, The global electroweak fit at NNLO and prospects for

- the LHC and ILC, Eur. Phys. J. C 74 (2014) 3046. [arXiv:1407.3792](#), [doi:10.1140/epjc/s10052-014-3046-5](#).
- [107] D. Eriksson, J. Rathsmann, O. Stal, 2HDMC: Two-Higgs-Doublet Model Calculator Physics and Manual, Comput. Phys. Commun. 181 (2010) 189–205. [arXiv:0902.0851](#), [doi:10.1016/j.cpc.2009.09.011](#).
 - [108] A. Pierce, J. Thaler, Natural Dark Matter from an Unnatural Higgs Boson and New Colored Particles at the TeV Scale, JHEP 08 (2007) 026. [arXiv:hep-ph/0703056](#), [doi:10.1088/1126-6708/2007/08/026](#).
 - [109] E. Lundstrom, M. Gustafsson, J. Edsjo, The Inert Doublet Model and LEP II Limits, Phys. Rev. D 79 (2009) 035013. [arXiv:0810.3924](#), [doi:10.1103/PhysRevD.79.035013](#).
 - [110] F. Feroz, M. P. Hobson, M. Bridges, MultiNest: an efficient and robust Bayesian inference tool for cosmology and particle physics, Mon. Not. Roy. Astron. Soc. 398 (2009) 1601–1614. [arXiv:0809.3437](#), [doi:10.1111/j.1365-2966.2009.14548.x](#).
 - [111] F. Feroz, M. P. Hobson, E. Cameron, A. N. Pettitt, Importance Nested Sampling and the MultiNest Algorithm, Open J. Astrophys. 2 (1) (2019) 10. [arXiv:1306.2144](#), [doi:10.21105/astro.1306.2144](#).
 - [112] A. E. Egorov, N. P. Topchiev, A. M. Galper, O. D. Dalkarov, A. A. Leonov, S. I. Suchkov, Y. T. Yurkin, Dark matter searches by the planned gamma-ray telescope GAMMA-400, JCAP 11 (2020) 049. [arXiv:2005.09032](#), [doi:10.1088/1475-7516/2020/11/049](#).