

Ferro-octupolar order and low-energy excitations in d^2 double perovskites of Osmium

Leonid V. Pourovskii,^{1,2} Dario Fiore Mosca,³ and Cesare Franchini^{3,4}

¹*Centre de Physique Théorique, Ecole Polytechnique, CNRS,
Institut Polytechnique de Paris, 91128 Palaiseau Cedex, France*

²*Collège de France, 11 place Marcelin Berthelot, 75005 Paris, France*

³*University of Vienna, Faculty of Physics and Center for Computational Materials Science, Vienna, Austria*

⁴*Department of Physics and Astronomy "Augusto Righi",
Alma Mater Studiorum - Università di Bologna, Bologna, 40127 Italy*

Conflicting interpretations of experimental data preclude the understanding of the quantum magnetic state of spin-orbit coupled d^2 double perovskites. Whether the ground state is a Jahn-Teller-distorted order of quadrupoles or the hitherto elusive octupolar order remains debated. We resolve this uncertainty through direct calculations of all-rank inter-site exchange interactions and inelastic neutron scattering (INS) cross-section for the d^2 double perovskite series Ba_2MOsO_6 ($M = \text{Ca, Mg, Zn}$). Using advanced many-body first principles methods we show that the ground state is formed by ferro-ordered octupoles coupled within the ground-stated E_g doublet. Computed ordering temperature of the single second-order phase-transition and gapped excitation spectra are fully consistent with observations. Minuscule distortions of the parent cubic structure are shown to qualitatively modify the structure of magnetic excitations.

Identification of complex magnetic orders in spin-orbital entangled and electronically correlated transition metal oxides has emerged as a fascinating field of study, enabling the discovery of new quantum magnetic states originating from exchange interaction between effective pseudospins carrying high-rank multipoles [1, 2]. Of particular interest is the spin-orbit magnetic physics realized in rock-salt ordered double perovskites (DP) $\text{A}_2\text{BB}'\text{O}_6$, with B' being a heavy ion like Os, Mo and Re [3–5]. The strong spin-orbit coupling (SOC) strength splits the effective $L = 1$ t_{2g} levels on the magnetic B' ions into a lower $j = \frac{3}{2}$ quadruplet ground state (GS) and a doublet $j = \frac{1}{2}$ excited state. Depending on filling of the t_{2g} levels, the entanglement between the spin S and orbital L degrees of freedom gives rise to different total angular momentum $J = S + L$ states with distinct magnetic properties.

The Jahn-Teller (JT) active $5d^1$ DP are described by an effective $J_{eff} = \frac{3}{2}$ model [3]. The unusual canted antiferromagnetic GS with small ordered moment in d^1 $\text{Ba}_2\text{NaOsO}_6$ (and related DP) attracted a lot of attention [3, 6–14] and has been shown to arise through a complex interplay of dipolar and quadrupolar interactions between Kramers ions coupled with JT distortions [14–16]. Conversely, the nature of ordered phases in the comparatively less studied $5d^2$ version Ba_2MOsO_6 ($M = \text{Ca, Mg, Zn}$) is still debated [1, 5, 17–20]. These cubic DPs have two electrons with $S=1$ resulting in a total angular momentum $J_{eff}=2$, where the levels are split due to the crystal field (CF) into a lower E_g doublet and T_{2g} triplet [4]. In contrast to the assumptions of the pioneering theoretical study of Ref. 4, the intersite exchange interactions in these d^2 DP are inferred to be much smaller than the CF [17, 21].

Though there is clear experimental evidence for a single phase transition involving the E_g manifold [17, 22,

23], its origin remains unclear, in particular regarding the rank of the multipolar interactions and the degree of JT distortions. Considering that the non-Kramers E_g doublet does not carry dipole moments it would be legitimate to expect that conventional quadrupolar couplings in a JT-broken symmetry would promote an anti-ferro (AF) quadrupolar order [5]. This transparent picture does not seem to be consistent with recent experiments: X-ray diffraction (XRD) does not find structural distortions (larger than 0.1%) and, whereas no conventional magnetic order is detected by neutron diffraction (upper limit $\approx 0.1 \mu_B$), muon spin relaxation still indicates time-reversal (TR) symmetry breaking thereby ruling out quadrupolar order [17]. To account for the experimental measurements a ferro-octupolar (FO) ordered GS is proposed, involving a coupling between the lower E_g and excited T_{2g} state mediated by quadrupolar operators [17–19]. This model reproduces a spin-gap observed in the excitation spectra [17, 18] and is overall reasonably compatible with the experimental scenario, but it makes use of some problematic assumptions. Only a subset of inter-site exchange interactions (IEI) allowed within $J_{eff}=2$ are assumed to be non-zero. Moreover, the included quadrupole IEI, which cannot be directly inferred from experiment, are tuned to obtain the desired properties of the FO phase.

Inspired by the apparent adequacy of the proposed FO state for the d^2 Ba_2MOsO_6 DP series (in short: BCOO, BMOO and BZOO), we propose in this letter an alternative mechanism based on a direct numerical calculations of all possible interaction channels by means of many-body first principles schemes. Without forcing any pre-assumption on the form of the effective Hamiltonian we find a ferro order of xyz octupoles determined by a competition between time-even and octupolar IEI within solely the GS E_g doublet. Our data correctly predict the

observed second-order phase transition, with computed ordering temperature compatible with the experimental one, and a gapped excitation spectra.

Effective Hamiltonian and methods. The effective Hamiltonian for the low-energy degrees of freedom on the Os sublattice is a sum of the IEI (H_{IEI}) and remnant crystal-field (rcf) terms:

$$H_{eff} = \sum_{\langle ij \rangle} \sum_{KK'Q'Q} V_{KK'Q'Q}^{QQ'}(\Delta \mathbf{R}_{ij}) O_K^Q(\mathbf{R}_i) O_{K'}^{Q'}(\mathbf{R}_j) + \sum_i H_{rcf}^i, \quad (1)$$

where the first sum is over all $\langle ij \rangle$ Os-Os bonds, $O_K^Q(\mathbf{R}_i)$ is the Hermitian spherical tensor [24] for $J=2$ of the rank $K = 1 \dots 4$ and projection Q acting on Os site at the position \mathbf{R}_i , the IEI $V_{KK'Q'Q}^{QQ'}(\Delta \mathbf{R}_{ij})$ acts between the multipoles KQ and $K'Q'$ on two Os sites connected by the lattice vector $\Delta \mathbf{R}_{ij} = \mathbf{R}_j - \mathbf{R}_i$. Finally, $H_{rcf}^i = -V_{rcf} [\mathcal{O}_4^0(\mathbf{R}_i) + 5\mathcal{O}_4^4(\mathbf{R}_i)]$ is the remnant octahedral CF [17], where \mathcal{O}_K^Q are the standard Stevens operators.

To derive the above Hamiltonian we use density functional theory (DFT) [25] + dynamical mean-field theory (DMFT) [26–29] and treat local correlations acting in the Os $5d^2$ ions within the quasi-atomic Hubbard-I (HI) approximation [30]. All IEI $V_{KK'Q'Q}^{QQ'}(\Delta \mathbf{R})$ are computed within the HI-based force-theorem approach of Ref. 31 (FT-HI), previously shown to capture high-rank multipolar IEI in spin-orbit oxides [32, 33]. Our DFT+HI calculations correctly predict the expected $J_{eff} = 2$ GS multiplet, which is split by H_{rcf} into the ground state E_g doublet and excited T_{2g} triplet. More details can be found in the Supplementary Materials (SM) [34].

CF splitting and superexchange interactions. The calculated CF splitting $\Delta_{rcf} = 120V_{rcf}$ listed in Table I is about 20 meV for all members, in agreement with specific heat measurements and excitation gap inelastic neutron scattering (INS) [17, 18, 21]).

The computed IEI $V_{KK'Q'Q}^{QQ'}$ are displayed in Fig. 1 (for BZOO, similar data are obtained for the other members, see SM). The largest values, ≈ 3 meV are significantly smaller than Δ_{rcf} , in agreement with experiment [17, 18], implying that the ordered phase will be determined by the IEI acting within the ground-state E_g doublet. The

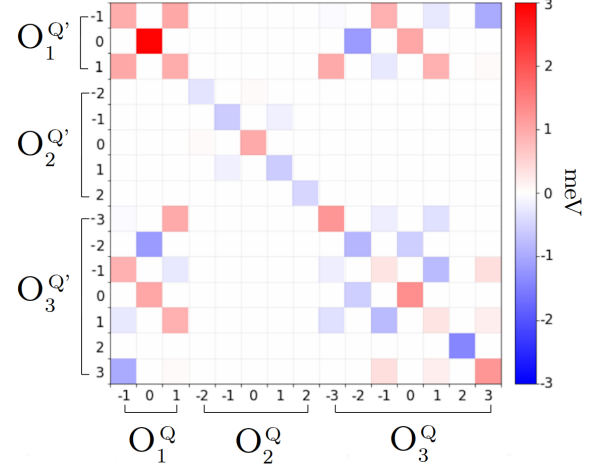


FIG. 1: Color map of the inter-site exchange interactions (IEI) $V_{KK'Q'Q}^{QQ'}$, eq. 1, in BZOO for the $[1/2,1/2,0]$ Os-Os pair. The IEI involving hexadecapoles ($K=4$) are negligible and not included. The complete list of $V_{KK'Q'Q}^{QQ'}$ for the three compounds is given in the SM [34].

E_g space can be encoded by spin-1/2 operators, with the E_g states corresponding to the projectons of pseudo-spin-1/2:

$$|\uparrow\rangle = |2,0\rangle; |\downarrow\rangle = (|2,-2\rangle + |2,2\rangle)/\sqrt{2}, \quad (2)$$

written in the $|J_{eff} = 2, M\rangle$ basis. The resulting E_g Hamiltonian is then related to (1) by the projection

$$H_{E_g} = \hat{P} H_{IEI} \hat{P}^T = \sum_{\langle ij \rangle \in NN} \sum_{\alpha\beta} J_{\alpha\beta}(\Delta \mathbf{R}_{ij}) \tau_{\alpha}(\mathbf{R}_i) \tau_{\beta}(\mathbf{R}_j), \quad (3)$$

where the rows of projection matrix P are the E_g states in $J_{eff} = 2$ basis (2), τ_{α} is the spin-1/2 operator for $\alpha = x, y$, or z . Up to a normalization factor, τ_y is the octupole $O_3^{-2} \equiv O_{xyz}$; the corresponding IEI V_{33}^{22} directly maps into J_{yy} . τ_x and τ_z are mixtures of the e_g quadrupoles and hexadecapoles. Therefore, the IEI V_{22}^{00} and V_{22}^{22} contribute to J_{zz} and J_{xx} , respectively, together with the hexadecapole IEI of the same symmetry. Since those hexadecapole IEI are negligible (Supp. Table I [34]), their admixture into τ_x and τ_z reduces the magnitude of time-even J_{xx} and J_{zz} (Sec. III in SM [34]). Overall, the order in E_g space is determined by a competition of the time-even (τ_x and τ_z) combinations of quadrupoles and hexadecapoles with the time-odd xyz octupole. There are, correspondingly, no IEI coupling τ_y with τ_x or τ_z due to their different symmetry under the time reversal.

Our calculated E_g IEI for the $[1/2,1/2,0]$ lattice vector are listed in Table I. There are no off-diagonal couplings in this case – only $J_{\alpha\alpha}$ are non-zero. The IEI for other NN lattice vectors are obtained by transforming (τ_x, τ_z) with corresponding rotation matrices of the e_g irreducible

Compound	Δ_{rcf}	J_{yy}	J_{zz}	J_{xx}
Ba ₂ CaOsO ₆	17.1	-2.98	1.48	-0.61
Ba ₂ MgOsO ₆	19.2	-2.93	1.67	-0.69
Ba ₂ ZnOsO ₆	20.5	-1.71	1.35	-0.50

TABLE I: Remnant CF splitting Δ_{rcf} and superexchange interactions within the E_g doublet $J_{\alpha\alpha}$ for the Os-Os $[1/2,1/2,0]$ lattice vector. All values are in meV.

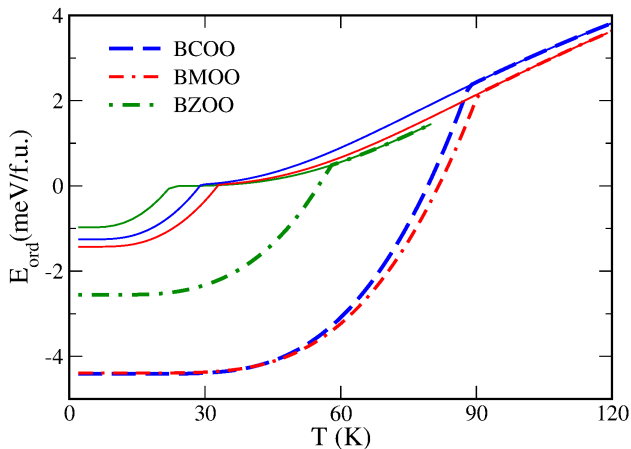


FIG. 2: Mean-field ordering energy vs. temperature calculated from the Hamiltonian (1), with the zero energy corresponding to the ground state energy of H_{rcf} (E_g doublet). The bold lines are the energies calculated from the full Hamiltonian. The thin solid lines of the corresponding colors are calculated with the SE interaction between xyz octupoles set to zero.

representation; J_{yy} is the dominant interaction and, as expected, the same for all the NN bonds; its negative sign corresponds to a ferromagnetic coupling between xyz octupoles. The magnitude of J_{yy} varies substantially between the systems, being about 40% smaller in BZOO as compared to BMOO or BCOO. The IEI in the time-even (τ_x, τ_y) space are smaller and positive (AF), leading to a possible frustration on the fcc Os sublattice.

We note that our results are qualitatively different from previous assumptions [5, 18], since we obtain a significant value for the xyz octupolar IEI V_{33}^{22} in the J_{eff} space, see Fig. 1. Since the xyz octupole is directly mapped to τ_y , this results in large J_{yy} . In contrast, Ref. 18 assumed zero V_{33}^{22} ; to obtain a reasonable value for effective J_{yy} through an "excitonic" mechanism, a huge quadrupole IEI $V_{xy-xy} \equiv V_{22}^{22} \sim 35$ meV (in our spherical tensor normalization) was employed, which is about 2 orders of magnitude larger than the one predicted by our calculations (see Fig. 1 and SM [34]). Ref. 5 considering only Os-Os direct exchange found the J_{yy} IEI to be zero.

Ordered phase. From the first-principles effective Hamiltonian (1) we evaluate the ordered phases and transition temperatures T_o within the mean-field approximation (MFA) [35]. All three systems exhibit a single 2nd order phase transition into the FO xyz phase, as shown in Fig. 2 where the zero-T limit corresponds to the FO ground-state ordering energy. The only non-zero $J_{eff}=2$ multipoles at the FO ground state are $\langle O_{xyz} \rangle$ (fully saturated at $1/\sqrt{2}$ for the spherical tensor normalization) as well as the "40" and "44" hexadecapoles arising due to H_{rcf} and exhibiting no peculiarity at T_o . The quasi-linear behavior of E_{tot} above the T_o is due to the

Compound	T_o^{FO}	T_o^{AF}	T_o^{exp}	E_S	E_T
Ba ₂ CaOsO ₆	89	29	49	17.7	25.9
Ba ₂ MgOsO ₆	91	33	51	17.6	28.0
Ba ₂ ZnOsO ₆	58	23	30	10.2	25.6

TABLE II: Calculated mean-field ordering temperatures T_o (in K) for the FO xyz and time-even antiferro (AF) phases compared to the experimental values from Refs. 22 and 23. Last two columns: the energies (in meV) of the singlet (E_S) and triplet (E_T) excited levels of the $J_{eff}=2$ multiplet in the FO xyz ground state.

CF term. The calculated values of the FO T_o (T_o^{FO} in Table II) systematically overestimate the experimental one by about 80% due to the employed approximations (MFA and HI), in line with previous applications of this method [32, 33, 36], but captures very well the material dependent changes ($T_o^{FO_{BCOO}}/T_o^{FO_{BZOO}} \approx 1.6$, while $T_o^{FO_{BCOO}}/T_o^{FO_{BMOO}} \approx 1$).

To explore competing time-even orders, we set the xyz IEI to zero and obtain a planar AF order of the e_g quadrupoles and associated hexadecapoles, with ferro-alignment of all order parameters (encoded by $\langle \tau_x \rangle$ and $\langle \tau_z \rangle$) within (001) planes that are AF-stacked in the [001] direction. The corresponding ordering temperature T_o^{AF} are 3 times smaller than T_o^{OF} (see Fig. 2 and Table II). Considering that this AF order in the cubic phase is unstable against JT distortions [5], the release of JT modes is expected to further stabilise the AF phase, but most unlikely by a factor of 3. No sign of JT distortions above 0.1% have been measured in BCOO [17].

Generalized susceptibility and on-site excitations. Information on the characteristic excitations of the FO xyz order are obtained by generalized dynamical lattice ($\chi(\mathbf{q}, E)$) and single-site ($\chi_0(E)$) susceptibility, that we computed within the random phase approximation (RPA), see Ref. 37 and SM [34]. The matrix elements $\chi_0^{\mu\mu'}(E)$ are evaluated from the eigenvalues E and eigenstates Ψ of the $J_{eff}=2$ manifold:

$$\chi_0^{\mu\mu'}(E) = \sum_{AB} \frac{\langle \Psi_A | O_\mu | \Psi_B \rangle \langle \Psi_B | O_{\mu'} | \Psi_A \rangle}{E_B - E_A - E} [p_A - p_B], \quad (4)$$

where $A(B)$ labels five single-site eigenvalues and eigenstates of the Hamiltonian (1), the combined index $\mu = [K, Q]$ labels J_{eff} multipoles, and $p_{A(B)}$ is the corresponding Boltzmann weight.

In the FO GS the $J_{eff}=2$ manifold is split into 3 levels: singlet (S) GS, first singlet excited state (with opposite sign of xyz octupole compared to GS and energy proportional to IEI) and a high-energy T_{2g} triplet (T) due to Δ_{rcf} further enhanced by IEI (cf. Tab. I). The energies

of the excited states, E_S and E_T , are listed in Table II.

By calculating the matrix elements of the multipolar operators we find that only e_g quadrupoles and hexadecapoles connect the GS with the first excited state, and since the IEI matrices do not couple time-odd and time-even multipoles, this S excitation can induce only time-even contributions to the RPA lattice susceptibility $\chi(\mathbf{q}, E)$. In contrast, the matrix elements $\langle \Psi_{GS} | O_\mu | \Psi_T \rangle$ between GS and T levels take non-zero values for many odd and even multipoles.

In Fig 3a we plot the absorptive part of $\chi_{KK}^{QQ}(\mathbf{q}, E)$ in BZOO traced over the quadrupolar subblock and averaged over \mathbf{q} directions, whereas in Fig 3b we show the same quantity integrated over q in the range $[0:3] \text{ \AA}^{-1}$. For all studied d^2 DPs $\chi_{qp}(q, E)$ comprises two manifolds of quadrupole excitations: the higher-energy CF manifold and the lower-energy band due to the exchange splitting in the FO ordered phase. In BZOO the latter is centered at 10 meV, well below the CF band, whereas for BCOO and BMOO it is shifted to 20 meV, reflecting their larger xyz IEI compared BZOO. The CF excitations feature a stronger angular q -dependence as compared to the exchange band, as reflected in their larger width, in particular in BCOO and BMOO. Such quadrupolar excitations could be probed by (quadrupolar enhanced) raman scattering or resonant inelastic X-ray scattering [38].

Inelastic neutron-scattering (INS) cross-section. To provide further evidence directly comparable with available measurements [17], from the knowledge of $\chi(\mathbf{q}, E)$ we compute the magnetic contribution to the INS differential cross-section:

$$\frac{d^2\sigma}{d\Omega dE'} \propto \sum_{\alpha\beta} (\delta_{\alpha\beta} - q_\alpha q_\beta) \left[\sum_{\mu\mu'} F_{\alpha\mu}(\mathbf{q}) F_{\beta\mu'}(\mathbf{q}) \text{Im} \chi_{\mu\mu'}(\mathbf{q}, E) \right], \quad (5)$$

where we drop unimportant prefactors. In order to take into account the octupole contributions into the INS cross-sections, the form-factors $F_{\alpha\mu}(\mathbf{q})$ are evaluated beyond the dipole approximation on the basis of Refs. 39 and 40 (for more details see SM [34]).

The calculated powder-averaged (averaged over \mathbf{q} directions) INS cross-section for BZOO is displayed in Fig 4a (the similar results for BCOO and BMOO are given in SM). One clearly observes a band of CF excitations in the same energy range as in χ_{qp} (Fig. 3c). However, the exchange feature that is seen at about 10 meV in χ_{qp} is absent from the INS cross-section. As only odd-time multipoles contribute to the magnetic neutron scattering, this result can be anticipated due to the structure of on-site excitations in the FO xyz phase.

We conclude by showing the effect of minuscule tetragonal distortions δ on the INS spectrum computed for cubic DPs. The remnant CF potential acting on the

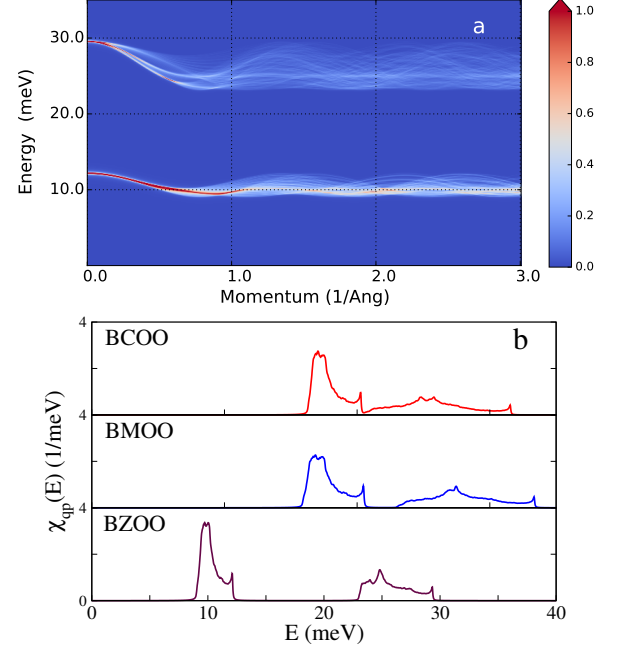


FIG. 3: (a) Color map (in arb. units) of the angular-averaged quadrupole susceptibility $\chi_{KK}^{QQ}(\mathbf{q}, E)$ as a function of energy E and momentum q for BZOO (for other members see SM). (b) Momentum-integrated (over $0 \leq q \leq 3 \text{ \AA}^{-1}$) angular-averaged quadrupole susceptibility for BCOO (top panel, red), BMOO (middle panel, blue), and BZOO (bottom panel, maroon).

$J_{eff}=2$ multiplet in the distorted structure becomes $H_{rcf}^i = -V_{rcf} [\mathcal{O}_4^0(\mathbf{R}_i) + 5\mathcal{O}_4^4(\mathbf{R}_i)] + V_t \mathcal{O}_2^0(\mathbf{R}_i)$, where the tetragonal contribution $V_t = K_t \delta$. Using BZOO as case material, we perform a series of DFT+HI calculations for tetragonally-distorted BZOO for δ in the range -0.5 to 0.5% extracting $K_t = 266 \text{ meV}$ (see SM). Then, we add $\sum_i K_t \delta \mathcal{O}_2^0(\mathbf{R}_i)$ to the Hamiltonian (1) and solve it in the MFA for small values of δ up to 0.1% . We observe the same transition into the FO xyz order with T_o about 58 K as in the initial case. The only difference is that $\langle O_{z^2} \rangle$ is non-zero, reaching about $1/4$ of its saturated value for $\delta = 0.1\%$ and an order of magnitude less for $\delta = 0.01\%$. In the case of tetragonal compression ($\delta < 0$) we obtain the same $\langle O_{z^2} \rangle$ magnitudes with opposite sign. The important point is that the GS and excited singlet Ψ_S now feature non-zero matrix element for the time-odd xyz , $\langle \Psi_{GS} | O_{xyz} | \Psi_S \rangle \propto \langle O_{z^2} \rangle_{GS}$. Therefore, magnetic excitations across the gap become possible and should be, in principle, visible by INS.

We evaluated the powder-averaged INS cross-section for a set of small distortions ($\delta = \pm 0.1\%$ and $\delta = \pm 0.01\%$). We then integrate $\frac{\delta^2 \sigma(q, \omega)}{d\Omega dE'}$ over the same range of q and E as the experimental INS spectra (Fig. 1 in Ref. 17). In the resulting cross-section shown in Fig 4b the contribution of magnetic scattering across the ex-

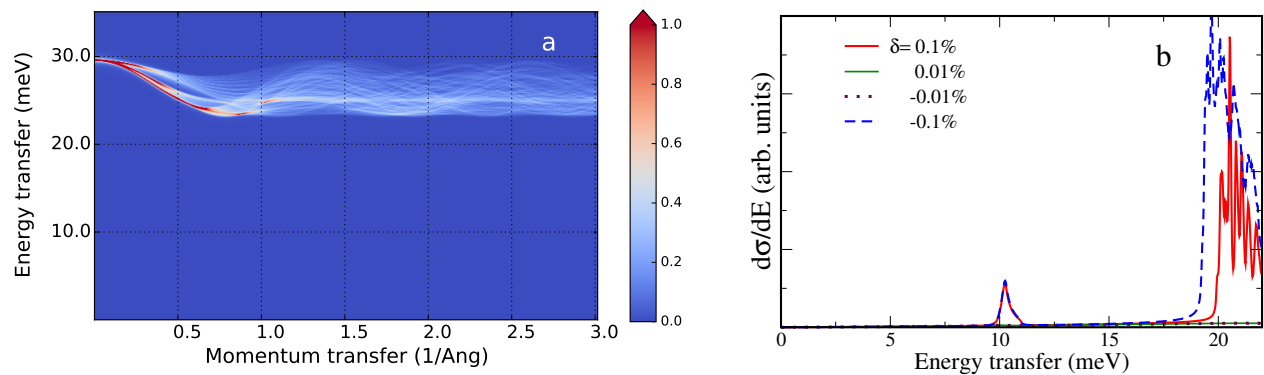


FIG. 4: (a) Color map of the calculated powder-averaged INS differential cross-section in cubic BZOO as a function of the energy transfer E and momentum transfer q . (b) q -integrated INS differential cross-section of BZOO for the tetragonal distortions $\delta = \pm 0.1\%$ and $\pm 0.01\%$. An exchange peak at about 10 meV is clearly seen for the larger distortion. The onset of crystal-field excitations is seen above 18-20 meV.

change gap is completely negligible for $\delta = \pm 0.01\%$. For the larger distortion ($\delta = \pm 0.1\%$) a narrow peak emerges at $E \approx 10$ meV, also visible in experimental INS data [17]. This peak has a small, but not negligible intensity as compared to the crystal-field excitations. The latter are shifted downward for the distorted case (22 meV) compared to the cubic phase (Fig. 3(b)) slightly below the top of measured range in Ref. 17.

Conclusions. Our first principles calculations provides robust qualitative and quantitative evidence of a purely ferro order xyz octupoles in d^2 DPs [17, 18, 41], determined by a competition between the time-even and octupolar IEI within the ground-state E_g doublet, alternative to previous models based on unrealistically large quadrupolar coupling. The obtained ordering temperatures are consistent with experiment. The simulated INS spectrum correctly reproduces the CF excitations in the cubic phase, and small tetragonal distortions is necessary to activate the O_{xyz} octupole operator connecting the exchange-split ground and first excited states and generate the measured exchange peak [17].

Support by the European Research Council grant ERC-319286-“QMAC” is gratefully acknowledged. D. Fiore Mosca acknowledges the Institut Français d’Autriche and the French Ministry for Europe and Foreign Affairs for the French Government Scholarship.

[1] T. Takayama, J. Chaloupka, A. Smerald, G. Khaliullin, and H. Takagi, *Journal of the Physical Society of Japan* **90**, 062001 (2021).
 [2] W. Witczak-Krempa, G. Chen, Y. B. Kim, and L. Balents, *Annual Review of Condensed Matter Physics* **5**, 57 (2014).

[3] G. Chen, R. Pereira, and L. Balents, *Phys. Rev. B* **82**, 174440 (2010).
 [4] G. Chen and L. Balents, *Phys. Rev. B* **84**, 094420 (2011).
 [5] G. Khaliullin, D. Churchill, P. P. Stavropoulos, and H.-Y. Kee, “Exchange interactions, jahn-teller coupling, and multipole orders in pseudospin one-half $5d^2$ mott insulators,” arXiv:2105.09334 [cond-mat.str-el].
 [6] H. J. Xiang and M.-H. Whangbo, *Phys. Rev. B* **75**, 052407 (2007).
 [7] K.-W. Lee and W. E. Pickett, *Europhysics Letters (EPL)* **80**, 37008 (2007).
 [8] L. Xu, N. A. Bogdanov, A. Princep, P. Fulde, J. van den Brink, and L. Hozoi, *npj Quantum Materials* **1**, 16029 (2016).
 [9] J. Romhányi, L. Balents, and G. Jackeli, *Phys. Rev. Lett.* **118**, 217202 (2017).
 [10] N. Iwahara, V. Vieru, and L. F. Chibotaru, *Phys. Rev. B* **98**, 075138 (2018).
 [11] D. Fiore Mosca, L. V. Pourovskii, B. H. Kim, P. Liu, S. Sanna, F. Boscherini, S. Khmelevskiy, and C. Franchini, *Phys. Rev. B* **103**, 104401 (2021).
 [12] A. S. Erickson, S. Misra, G. J. Miller, R. R. Gupta, Z. Schlesinger, W. A. Harrison, J. M. Kim, and I. R. Fisher, *Phys. Rev. Lett.* **99**, 016404 (2007).
 [13] A. J. Steele, P. J. Baker, T. Lancaster, F. L. Pratt, I. Franke, S. Ghannadzadeh, P. A. Goddard, W. Hayes, D. Prabhakaran, and S. J. Blundell, *Phys. Rev. B* **84**, 144416 (2011).
 [14] L. Lu, M. Song, W. Liu, A. P. Reyes, P. Kuhns, H. O. Lee, I. R. Fisher, and V. F. Mitrovic, *Nature Communications* **8**, 14407 (2017).
 [15] D. Hirai and Z. Hiroi, *Journal of the Physical Society of Japan* **88**, 064712 (2019).
 [16] D. Hirai, H. Sagayama, S. Gao, H. Ohsumi, G. Chen, T.-h. Arima, and Z. Hiroi, *Phys. Rev. Research* **2**, 022063 (2020).
 [17] D. D. Maharaj, G. Sala, M. B. Stone, E. Kermarrec, C. Ritter, F. Fauth, C. A. Marjerrison, J. E. Greedan, A. Paramakanti, and B. D. Gaulin, *Phys. Rev. Lett.* **124**, 087206 (2020).

- [18] A. Paramekanti, D. D. Maharaj, and B. D. Gaulin, Phys. Rev. B **101**, 054439 (2020).
- [19] S. Voleti, D. D. Maharaj, B. D. Gaulin, G. Luke, and A. Paramekanti, Phys. Rev. B **101**, 155118 (2020).
- [20] S. W. Lovesey and D. D. Khalyavin, Phys. Rev. B **102**, 064407 (2020).
- [21] K. Yamamura, M. Wakeshima, and Y. Hinatsu, Journal of Solid State Chemistry **179**, 605 (2006).
- [22] C. M. Thompson, J. P. Carlo, R. Flacau, T. Aharen, I. A. Leahy, J. R. Pollicemi, T. J. S. Munsie, T. Medina, G. M. Luke, J. Munevar, S. Cheung, T. Goko, Y. J. Uemura, and J. E. Greedan, Journal of Physics: Condensed Matter **26**, 306003 (2014).
- [23] C. A. Marjerrison, C. M. Thompson, A. Z. Sharma, A. M. Hallas, M. N. Wilson, T. J. S. Munsie, R. Flacau, C. R. Wiebe, B. D. Gaulin, G. M. Luke, and J. E. Greedan, Phys. Rev. B **94**, 134429 (2016).
- [24] P. Santini, S. Carretta, G. Amoretti, R. Caciuffo, N. Magnani, and G. H. Lander, Rev. Mod. Phys. **81**, 807 (2009).
- [25] P. Blaha, K. Schwarz, G. Madsen, D. Kvasnicka, J. Luitz, R. Laskowski, F. Tran, and L. D. Marks, *WIEN2k, An augmented Plane Wave + Local Orbitals Program for Calculating Crystal Properties* (Karlheinz Schwarz, Techn. Universität Wien, Austria, ISBN 3-9501031-1-2, 2018).
- [26] A. Georges, G. Kotliar, W. Krauth, and M. J. Rozenberg, Rev. Mod. Phys. **68**, 13 (1996).
- [27] V. I. Anisimov, A. I. Poteryaev, M. A. Korotin, A. O. Anokhin, and G. Kotliar, Journal of Physics: Condensed Matter **9**, 7359 (1997).
- [28] A. I. Lichtenstein and M. I. Katsnelson, Phys. Rev. B **57**, 6884 (1998).
- [29] M. Aichhorn, L. Pourovskii, P. Seth, V. Vildosola, M. Zingl, O. E. Peil, X. Deng, J. Mravlje, G. J. Kraberger, C. Martins, *et al.*, Computer Physics Communications **204**, 200 (2016).
- [30] J. Hubbard, Proc. Roy. Soc. (London) **A 276**, 238 (1963).
- [31] L. V. Pourovskii, Phys. Rev. B **94**, 115117 (2016).
- [32] L. V. Pourovskii and S. Khmelevskiy, Phys. Rev. B **99**, 094439 (2019).
- [33] L. V. Pourovskii and S. Khmelevskiy, Proceedings of the National Academy of Sciences **118**, e2025317118 (2021).
- [34] Supplementary Material.
- [35] M. Rotter, Journal of Magnetism and Magnetic Materials **272-276, Supplement**, E481 (2004).
- [36] A. Horvat, L. Pourovskii, M. Aichhorn, and J. Mravlje, Phys. Rev. B **95**, 205115 (2017).
- [37] J. Jensen and A. R. Mackintosh, *Rare Earth Magnetism: Structures and Excitations* (Clarendon Press, Oxford, 1991).
- [38] F. Michaud, F. Vernay, and F. Mila, Phys. Rev. B **84**, 184424 (2011).
- [39] R. Shiina, O. Sakai, and H. Shiba, Journal of the Physical Society of Japan **76**, 094702 (2007).
- [40] S. W. Lovesey, “Theory of neutron scattering from condensed matter,” (Clarendon Press, Oxford, 1984) Chap. 11.
- [41] S. W. Lovesey and D. D. Khalyavin, Phys. Rev. B **102**, 064407 (2020).

Supplementary material for 'Ferro-octupolar order and low-energy excitations in d^2 double perovskites of Osmium'

Leonid V. Pourovskii

*Centre de Physique Théorique, Ecole Polytechnique, CNRS,
Institut Polytechnique de Paris, 91128 Palaiseau Cedex, France and
Collège de France, 11 place Marcelin Berthelot, 75005 Paris, France*

Dario Fiore Mosca

University of Vienna, Faculty of Physics and Center for Computational Materials Science, Vienna, Austria

Cesare Franchini

*University of Vienna, Faculty of Physics and Center for Computational Materials Science, Vienna, Austria and
Department of Physics and Astronomy, Alma Mater Studiorum - Università di Bologna, Bologna, 40127 Italy
(Dated: March 26, 2022)*

I. FIRST PRINCIPLES METHODS

A. DFT+HI

In order to evaluate the effective Hamiltonian from first principles, we start by calculating the electronic structure of paramagnetic Ba_2MOsO_6 with the DFT+dynamical mean-field theory(DMFT) method. Local correlations on the whole Os $5d$ shell are treated within the quasi-atomic Hubbard-I (HI) approximation¹; the method is abbreviated below as DFT+HI. We employ a self-consistent DFT+DMFT implementation²⁻⁴ based on the full-potential LAPW code Wien2k⁵ and including the spin-orbit with the standard variational treatment. Wannier orbitals representing Os $5d$ orbitals are constructed from the Kohn-Sham (KS) bands in the energy range $[-1.2:6.1]$ eV relative to the KS Fermi level; this energy window includes all t_{2g} and e_g states of Os but not the oxygen $2p$ bands. The on-site Coulomb repulsion for the Os $5d$ shell is parametrized by $U = F_0 = 3.2$ eV for the BMOO and BZOO; for BCOO we employ a slightly larger value of $U = 3.5$ eV to stabilize the d^2 ground state in DFT+HI. We use $J_H = 0.5$ eV for all three compounds. Our values for U and J_H are consistent with previous calculations of d^1 Os perovskites by DFT+HI⁶. The double-counting correction is evaluated using the fully-localized limit with the nominal $5d$ shell occupancy of 2.

All calculations are carried out for the experimental cubic lattice structures of Ba_2MOsO_6 , the lattice parameter $a = 8.346, 8.055, \text{ and } 8.082$ Å for $M = \text{Ca, Mg, and Zn}$, respectively^{7,8}. We employ the local density approximation as the DFT exchange-correlation potential, 1000 \mathbf{k} -point in the full Brillouin zone, and the Wien2k basis cutoff $R_{\text{mt}}K_{\text{max}} = 8$.

B. Calculations of inter-site exchange interactions (IEI)

In order to evaluate all IEI $V_{KK'}^{QQ'}(\Delta\mathbf{R})$ acting within $J_{\text{eff}}=2$ manifold, we employ the HI-based force-theorem approach of Ref. 9 (abbreviated below as FT-HI). Within this approach, the matrix elements of IEI $V(\Delta\mathbf{R})$ coupling $J_{\text{eff}}=2$ shells on two Os sites read

$$\langle M_1 M_3 | V(\Delta\mathbf{R}) | M_2 M_4 \rangle = \text{Tr} \left[G_{\Delta\mathbf{R}} \frac{\delta \Sigma_{\mathbf{R}+\Delta\mathbf{R}}^{at}}{\delta \rho_{\mathbf{R}+\Delta\mathbf{R}}^{M_3 M_4}} G_{-\Delta\mathbf{R}} \frac{\delta \Sigma_{\mathbf{R}}^{at}}{\delta \rho_{\mathbf{R}}^{M_1 M_2}} \right], \quad (1)$$

where $\Delta\mathbf{R}$ is the lattice vector connecting the two sites, $M = -2 \dots 2$ is the projection quantum number, $\rho_{\mathbf{R}}^{M_i M_j}$ is the corresponding element of the J_{eff} density matrix on site \mathbf{R} , $\frac{\delta \Sigma_{\mathbf{R}}^{at}}{\delta \rho_{\mathbf{R}}^{M_i M_j}}$ is the derivative of atomic (Hubbard-I) self-energy $\Sigma_{\mathbf{R}}^{at}$ over a fluctuation of the $\rho_{\mathbf{R}}^{M_i M_j}$ element, $G_{\mathbf{R}}$ is the inter-site Green's function. The self-energy derivatives are calculated with analytical formulas from atomic Green's functions. The FT-HI method is applied as a post-processing on top of DFT+HI, hence, all quantities in the RHS of eq. 1 are evaluated from the fully converged DFT+HI electronic structure of a given system.

Once all matrix elements (1) are calculated, they are directly mapped into the corresponding couplings $V_{KK'}^{QQ'}(\Delta\mathbf{R})$ between on-site moments (eq. 22 in Ref. 9). To have a correct mapping into the J_{eff} pseudo-spin basis the phases of $|J_{\text{eff}} M\rangle$ must be aligned, i. e. $\langle J_{\text{eff}} M | J_+ | J_{\text{eff}} M - 1 \rangle$ must be a positive real number.

The calculations of IEI within the E_g space proceed in the same way starting from the same converged DFT+HI electronic structure. The density matrices fluctuations $\rho_{\mathbf{R}}^{M_i M_j}$ are restricted within the E_g doublet, and $M = \pm \frac{1}{2}$. The conversion to the spin-1/2 pseudospin IEI is carried out in accordance with eq. 24 of Ref. 9.

In the converged DFT+HI electronic structure the chemical potential μ is sometimes found to be pinned at the very top of the valence (lower Hubbard) band instead of being strictly inside the Mott gap. Since the FT-HI method breaks down if any small metallic spectral weight is present, in those cases we calculated the IEI with μ shifted into the gap.

C. Generalized dynamical susceptibility.

We evaluated the generalized dynamical susceptibility in the FO xyz ordered state using the random phase approximation (RPA), see, e. g., Ref.¹⁰. Within the RPA, the general susceptibility matrix in the $J_{eff}=2$ space reads

$$\bar{\chi}(\mathbf{q}, E) = [I - \bar{\chi}_0(E)\bar{V}_{\mathbf{q}}]^{-1} \bar{\chi}_0(E), \quad (2)$$

where $\bar{\chi}_0(E)$ is the on-site bare susceptibility, $\bar{V}_{\mathbf{q}}$ is the Fourier transform of IEI matrices $\hat{V}(\Delta\mathbf{R})$, the bar $\bar{\cdot}$ designates a matrix in the combined $\mu = [K, Q]$ index labeling J_{eff} multipoles. Notice, that $\hat{V}(\Delta\mathbf{R})$ and, correspondingly, $V_{\mathbf{q}}$ do not couple time-odd and time-even multipoles. The on-site susceptibility $\hat{\chi}_0(E)$ is calculated in accordance with eq. 4 of the main text.

II. INTERSITE EXCHANGE INTERACTIONS IN THE $J_{eff}=2$ SPACE

The IEI between $J_{eff}=2$ multipoles for a pair of Os sites form a 24×24 matrix $\hat{V}(\Delta\mathbf{R})$, since $K_{max}(K_{max} + 2) = 24$ with $K_{max} = 2J_{eff}$. In Supplementary Table I we list all calculated IEI in the three systems with magnitude above 0.05 meV. The IEI are given for the $[0.5, 0.5, 0.0]$ Os-Os nearest-neighbor lattice vector. The calculated next-nearest-neighbor interactions are at least one order of magnitude smaller than the NN one; longer range IEI were neglected.

The IEI between hexadecapoles as well as between hexadecapoles and quadrupoles are below this cutoff and not shown. The same applies to the next-nearest-neighbour IEI, which are all below 0.05 meV in the absolute value.

III. PROJECTION OF $J_{eff}=2$ MULTIPOLAR OPERATORS INTO THE E_g SPACE

Only six $J_{eff}=2$ multipoles out of 24 have non-zero projection into the E_g space; those projections expanded into the spin-1/2 operators are listed below. Namely, there are two quadrupoles

$$O_2^0 \equiv O_{z^2} \rightarrow 2\sqrt{2/7}\tau_z, \quad O_2^2 \equiv O_{x^2-y^2} \rightarrow 2\sqrt{2/7}\tau_x,$$

the xyz octupole

$$O_3^{-2} \equiv O_{xyz} \rightarrow -\sqrt{2}\tau_y,$$

as well as three hexadecapoles

$$O_4^0 \rightarrow \sqrt{7/40}I - \sqrt{5/14}\tau_z, \quad O_4^2 \rightarrow \sqrt{6/7}\tau_x, \quad O_4^4 \rightarrow (1/\sqrt{8})I + (1/\sqrt{2})\tau_z.$$

The O_4^0 and O_4^4 hexadecapoles contribute to the remnant CF H_{rcf} ; they have, correspondingly, non-zero traces in the E_g space. Hence the presence of "monopole" (unit 2×2 matrix) I in their projections to E_g . To simplify subsequent expressions one may transform the hexadecapolar operators into a symmetry-adapted basis:

$$\begin{pmatrix} O_4^I \\ O_4^z \end{pmatrix} = \begin{pmatrix} \cos \theta & \sin \theta \\ -\sin \theta & \cos \theta \end{pmatrix} \begin{pmatrix} O_4^0 \\ O_4^4 \end{pmatrix}, \quad (3)$$

where $\theta = \arccos(\sqrt{7/12})$. The transformed operators have the following projections into the E_g space:

$$O_4^I \rightarrow \sqrt{3/10}I, \quad O_4^z \rightarrow \sqrt{6/7}\tau_z.$$

Supplementary Table I: Calculated IEI $V_{KK'}^{QQ'}$ for the $J_{eff}=2$ multiplet. First two columns list Q and Q' , respectively. Third and fourth column displays the KQ and $K'Q'$ tensors in the Cartesian representation, respectively. The three last columns display the values of IEI for BCOO, BMOO, and BZOO in meV.

			Dipole-Dipole	BCOO	BMOO	BZOO
-1	-1	y	y	1.62	1.47	0.97
0	0	z	z	4.17	4.12	2.96
1	-1	x	y	1.26	1.42	1.02
1	1	x	x	1.62	1.47	0.97
Quadrupole-Quadrupole						
-2	-2	xy	xy	-0.41	-0.52	-0.31
-1	-1	yz	yz	-0.79	-0.75	-0.60
0	-2	z^2	xy	0.16	0.07	0.07
0	0	z^2	z^2	1.32	1.49	0.99
1	-1	xz	yz	-0.23	-0.22	-0.19
1	1	xz	xz	-0.79	-0.75	-0.60
2	2	x^2-y^2	x^2-y^2	-0.58	-0.65	-0.48
Octupole-Octupole						
-3	-3	$y(x^2-3y^2)$	$y(x^2-3y^2)$	1.16	1.25	1.24
-2	-2	xyz	xyz	-1.49	-1.47	-0.85
-1	-3	yz^2	$y(x^2-3y^2)$	-0.14	-0.19	-0.21
-1	-1	yz^2	yz^2	0.80	0.81	0.33
0	-2	z^3	xyz	-0.79	-0.88	-0.57
0	0	z^3	z^3	2.35	2.42	1.33
1	-3	xz^2	$y(x^2-3y^2)$	-0.29	-0.37	-0.38
1	-1	xz^2	yz^2	-0.98	-1.12	-0.82
1	1	xz^2	xz^2	0.80	0.81	0.33
2	2	$z(x^2-y^2)$	$z(x^2-y^2)$	-1.89	-2.00	-1.42
3	-1	$x(3x^2-y^2)$	yz^2	0.29	0.37	0.38
3	1	$x(3x^2-y^2)$	xz^2	0.14	0.19	0.21
3	3	$x(3x^2-y^2)$	$x(3x^2-y^2)$	1.16	1.25	1.24
Dipole-Octupole						
-1	-3	y	$y(x^2-3y^2)$		-0.07	-0.06
-1	-1	y	yz^2	1.97	1.92	0.93
-1	1	y	xz^2	-0.20	-0.23	-0.27
-1	3	y	$x(3x^2-y^2)$	-0.89	-1.01	-0.99
0	-2	z	xyz	-0.97	-1.29	-1.19
0	0	z	z^3	2.38	2.19	1.04
1	-3	x	$y(x^2-3y^2)$	0.89	1.01	0.99
1	-1	x	yz^2	-0.20	-0.23	-0.27
1	1	x	xz^2	1.97	1.92	0.93
1	3	x	$x(3x^2-y^2)$		0.07	0.06

Substituting those expressions for the relevant multipoles into the effective Hamiltonian H_{eff} (eq. 1 of the main text) one may derive explicit formulas for the E_g IEI in terms of the $J_{eff}=2$ IEI:

$$J_{yy} = 2V_{33}^{22}, \quad (4)$$

$$J_{zz} = 2 \left[\frac{4}{7}V_{20}^{20} + \frac{4\sqrt{3}}{7}V_{24}^{2z} + \frac{3}{7}V_{44}^{zz} \right], \quad (5)$$

$$J_{xx} = 2 \left[\frac{4}{7}V_{22}^{22} + \frac{4\sqrt{3}}{7}V_{24}^{22} + \frac{3}{7}V_{44}^{22} \right], \quad (6)$$

where we drop the \mathbf{R} argument in $V_{KK'}^{QQ'}(\mathbf{R})$ for brevity. V_{24}^{2z} and V_{44}^{zz} are the IEI transformed to the symmetry-adapted basis (3). The overall prefactor 2 is due to different normalizations of the spin operators and the spherical tensors.

One sees that the xyz octupole IEI directly maps into J_{yy} . In contrast, J_{zz} and J_{xx} are combinations of quadrupole and hexadecapole IEI. Since the IEI involving hexadecapoles are small (see Sec. II), J_{xx} and J_{zz} are essentially given by the $J_{eff}=2$ IEI coupling the two quadrupoles. However, the admixture of hexadecapole IEI into J_{xx} and J_{yy} leads to a reduced prefactor for the quadrupole contributions. Hence, one sees that J_{yy} is equal to $2V_{33}^{22}$, while J_{xx} and J_{zz} are essentially given by 8/7 of the corresponding quadrupolar couplings, V_{22}^{22} and V_{22}^{00} , in $J_{eff}=2$.

By comparing the data in Table I of the main text with Supp. Table I one sees that this result holds for the IEI evaluated numerically using the FT-HI approach.

IV. FORMALISM FOR THE INELASTIC NEUTRON-SCATTERING (INS) CROSS-SECTION BEYOND THE DIPOLE APPROXIMATION

A. INS cross-section through generalized multipolar susceptibility

We start with the general formula for the magnetic neutron-scattering cross-section^{10,11} from a lattice of atoms:

$$\frac{d^2\sigma}{d\Omega dE'} = r_0^2 \frac{k'}{k} \sum_{n,n'} P_n |\langle n' | \hat{\mathbf{Q}}_t^\perp(\mathbf{q}) | n \rangle|^2 \delta(\hbar\omega + E_n - E_{n'}), \quad (7)$$

where $r_0 = 5.39 \cdot 10^{-13}$ cm is the characteristic magnetic scattering length, k and k' are the magnitudes of initial and final neutron momentum, $|n\rangle$ and $|n'\rangle$ are the initial and final electronic states of the lattice, E_n and $E_{n'}$ are the corresponding energies, P_n is the probability for the lattice to be in the initial state $|n\rangle$. We consider the case of INS with the energy transfer to the system $\hbar\omega \neq 0$. Finally, $\hat{\mathbf{Q}}_t^\perp(\mathbf{q})$ is the neutron scattering operator, which is a sum of single-site contributions:

$$\hat{\mathbf{Q}}_t^\perp(\mathbf{q}) = \mathbf{q} \times \left(\sum_i \hat{\mathbf{Q}}_i(\mathbf{q}) e^{i\mathbf{q}\mathbf{R}_i} \right) \times \mathbf{q}. \quad (8)$$

The single-site one-electron operator $\mathbf{Q}_i(\mathbf{q})$ at the site i reads

$$\hat{\mathbf{Q}}_i(\mathbf{q}) = \hat{\mathbf{Q}}_{is}(\mathbf{q}) + \hat{\mathbf{Q}}_{io}(\mathbf{q}) = \sum_j e^{i\mathbf{q}\mathbf{r}_j} \left[\hat{\mathbf{s}}_j - \frac{i}{q^2} (\mathbf{q} \times \hat{\mathbf{p}}_j) \right], \quad (9)$$

where the sum includes all electrons on a partially-filled shell, \mathbf{r}_j is the position of electron j on this shell with respect to the position \mathbf{R}_i of this lattice site, $\hat{\mathbf{p}}_j$ is the momentum operator acting on this electron. The on-site operator $\hat{\mathbf{Q}}_i$ consists of the spin $\hat{\mathbf{Q}}_{is}(\mathbf{q})$ and orbital $\hat{\mathbf{Q}}_{io}(\mathbf{q})$ terms. We note that $\hat{\mathbf{Q}}$, as any one-electron operator acting within an atomic multiplet with the total momentum J , can be decomposed into many-electron multipole operators of that multiplet¹²:

$$\hat{Q}_i^\alpha(\mathbf{q}) = \sum_\mu F_{\alpha\mu}(\mathbf{q}) O_\mu(\mathbf{R}_i), \quad (10)$$

where $\alpha = x, y, \text{ or } z$, $O_\mu(\mathbf{R}_i)$ is the multipole operator $\mu \equiv \{K, Q\}$ for the total momentum J acting on the site i , and $F_{\alpha\mu}(\mathbf{q})$ is the corresponding form-factor. In contrast to the usual dipole form-factors depending only on the

magnitude q of the momentum transfer, for a general multipole μ it may also depend on the momentum transfer's direction. Since $\hat{\mathbf{Q}}$ is a time-odd operator, only multipoles for odd K contribute into (10).

By inserting (10) into (8) and then the resulting expression for $\hat{\mathbf{Q}}_t^\perp(\mathbf{q})$ into (7), one obtains an expression for the magnetic INS cross-section through the form-factors and matrix elements of the multipole operators:

$$\frac{d^2\sigma}{d\Omega dE'} = r_0^2 \frac{k'}{k} \sum_{i,i'} \sum_{n,n'} P_n \langle n|\mathbf{q} \times \left(\sum_{\mu} \mathbf{F}_{\mu} O_{\mu}(\mathbf{R}_i) \right) \times \mathbf{q} |n'\rangle \langle n'|\mathbf{q} \times \left(\sum_{\mu'} \mathbf{F}_{\mu'} O_{\mu'}(\mathbf{R}_{i'}) \right) \times \mathbf{q} |n\rangle \delta(\hbar\omega + E_n - E_{n'}), \quad (11)$$

where \mathbf{F}_{μ} is the 3D vector of form-factors for the multipole μ . Finally, using the same steps as in the standard derivation of the cross-section within the dipole approximation¹⁰ we obtain the following expression for the magnetic INS cross-section of non-polarized neutrons:

$$\frac{d^2\sigma}{d\Omega dE'} = r_0^2 \frac{k'}{k} \sum_{\alpha\beta} (\delta_{\alpha\beta} - q_{\alpha}q_{\beta}) \left[\sum_{\mu\mu'} F_{\alpha\mu}(\mathbf{q}) F_{\beta\mu'}(\mathbf{q}) \frac{1}{2\pi\hbar} S_{\mu\mu'}(\mathbf{q}, E) \right], \quad (12)$$

where the dynamic correlation function $S_{\mu\mu'}(\mathbf{q}, E)$ for \mathbf{q} and the energy transfer $E = \hbar\omega$ is related to the generalized susceptibility $\bar{\chi}(\mathbf{q}, E)$ (eq. 2 above) by the fluctuation-dissipation theorem:

$$S_{\mu\mu'}(\mathbf{q}, E) = \frac{2\hbar}{1 - e^{-E/T}} \chi''_{\mu\mu'}(\mathbf{q}, E), \quad (13)$$

where T is the temperature, and the absorptive part of susceptibility $\chi''_{\mu\mu'}(\mathbf{q}, E) = \text{Im}\chi_{\mu\mu'}(\mathbf{q}, E)$ in the relevant case of a cubic lattice structure with the inversion symmetry. We then insert (13) into (12) omitting the detailed-balance prefactor $1/(1 - e^{-E/T}) \approx 1$ for the present case of a near-zero temperature and a large excitation gap. We also omit the constant prefactors and the ratio k'/k , which depends on the initial neutron energy in experiment, and thus obtain eq. 5 of the main text.

B. Calculations of the form-factors

In order to evaluate the form-factors $F_{\alpha\mu}(\mathbf{q})$ one needs the matrix elements

$$\langle lms | \hat{\mathbf{Q}}(\mathbf{q}) | lm's' \rangle \quad (14)$$

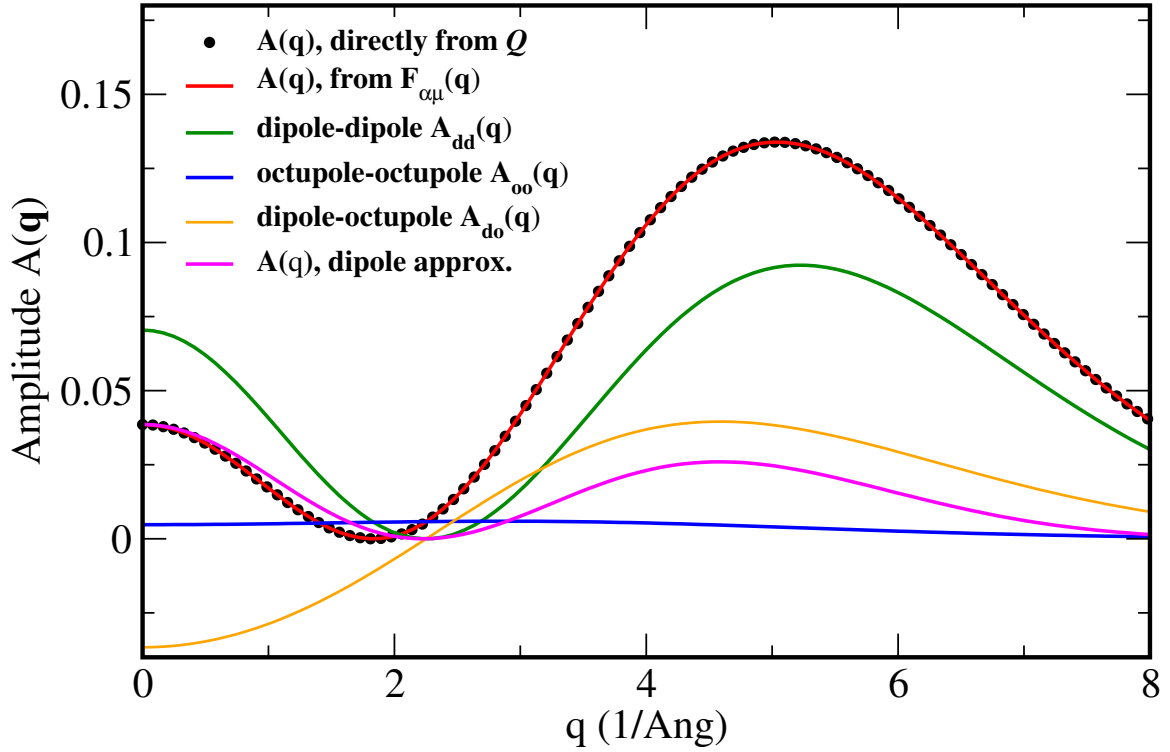
of the one-electron neutron scattering operator (9) for the $5d$ shell ($l=2$) of Os^{6+} (l , m , and s are the orbital, magnetic and spin quantum numbers of one-electron orbitals, respectively). Lengthy expressions for those matrix elements of the spin and orbital part of $\hat{\mathbf{Q}}(\mathbf{q})$ are derived in chap. 11 of the book by Lovesey¹¹; they are succinctly summarized by Shiina *et al.*¹². Notice that in eqs. 13 and 14 of Ref. 12 the matrix elements are given for the projected operator $\mathbf{q} \times \hat{\mathbf{Q}}(\mathbf{q}) \times \mathbf{q}$, but they are quite simply related to those of unprojected $\hat{\mathbf{Q}}(\mathbf{q})$ (see also eq. 11.48 in Ref. 11). The radial integrals $\langle j_L(q) \rangle$ for the Os^{6+} $5d$ shell, which enter into the formulas for one-electron matrix elements, were taken from Ref. 13.

In order to evaluate the matrix elements of $\hat{\mathbf{Q}}(\mathbf{q})$ for many-electron shells from (14), Refs. 11,12,14 generally assume a certain coupling scheme for a given ion (LS or jj). Instead we simply use the atomic two-electron states of Os^{6+} $J_{eff}=2$ shell as obtained by converged DFT+HI for a given Ba_2MOsO_6 system to calculate those matrix elements numerically for each point of the \mathbf{q} -grid. Since the two-electron atomic eigenstates are expanded in the Fock space of (lms) orbitals, such calculation is trivial. The resulting matrices in the J_{eff} space with matrix elements $Q_{\alpha}^{MM'}(\mathbf{q}) = \langle J_{eff}M | \hat{Q}_{\alpha}(\mathbf{q}) | J_{eff}M' \rangle$ are then expanded in the odd J_{eff} multipoles in accordance with (10) to obtain the form-factors $F_{\alpha\mu}(\mathbf{q})$ for each direction α .

C. Form-factors for the saturated $M = J$ state of the $J_{eff}=2$ multiplet

As an illustration of the above described approach, let us consider the neutron-scattering form-factors for the saturated $|J = 2, M = J\rangle \equiv |JJ\rangle$ state of the Os^{6+} $5d^2$ $J_{eff}=2$ multiplet. We evaluate the corresponding \mathbf{q} -dependent prefactor for elastic scattering

$$A(\mathbf{q}) = \sum_{\alpha\beta} (\delta_{\alpha\beta} - q_{\alpha}q_{\beta}) \langle \hat{Q}_{\alpha}(\mathbf{q}) \rangle_{JJ} \langle \hat{Q}_{\beta}(\mathbf{q}) \rangle_{JJ}, \quad (15)$$



Supplementary Figure 1: \mathbf{q} -dependent prefactor (15) for the elastic neutron scattering along the direction [100] in the \mathbf{q} space, for the saturated $|22\rangle$ state of the Os^{6+} $J_{eff}=2$ multiplet. The meaning of various curves is explained in the text

for the case of $|JJ\rangle$ ground state (which is, of course, not realized in the actual Ba_2MOsO_6 systems); $\hat{Q}_\alpha(\mathbf{q})$ is the neutron-scattering operator (9) for the direction α , by $\langle \hat{X} \rangle_{JJ}$ we designate the expectation value of an operator X in the $|JJ\rangle$ state, $\langle \hat{X} \rangle_{JJ} \equiv \langle JJ | \hat{X} | JJ \rangle$. We consider \mathbf{q} along the [100] direction; corresponding $A(\mathbf{q})$ vs. q obtained by direct evaluation of the matrix elements using (14) is shown in Supplementary Fig. 1 by dots. It can be compared with the same prefactor (shown in Supplementary Fig. 1 in magenta) calculated within the dipole approximation for matrix elements:

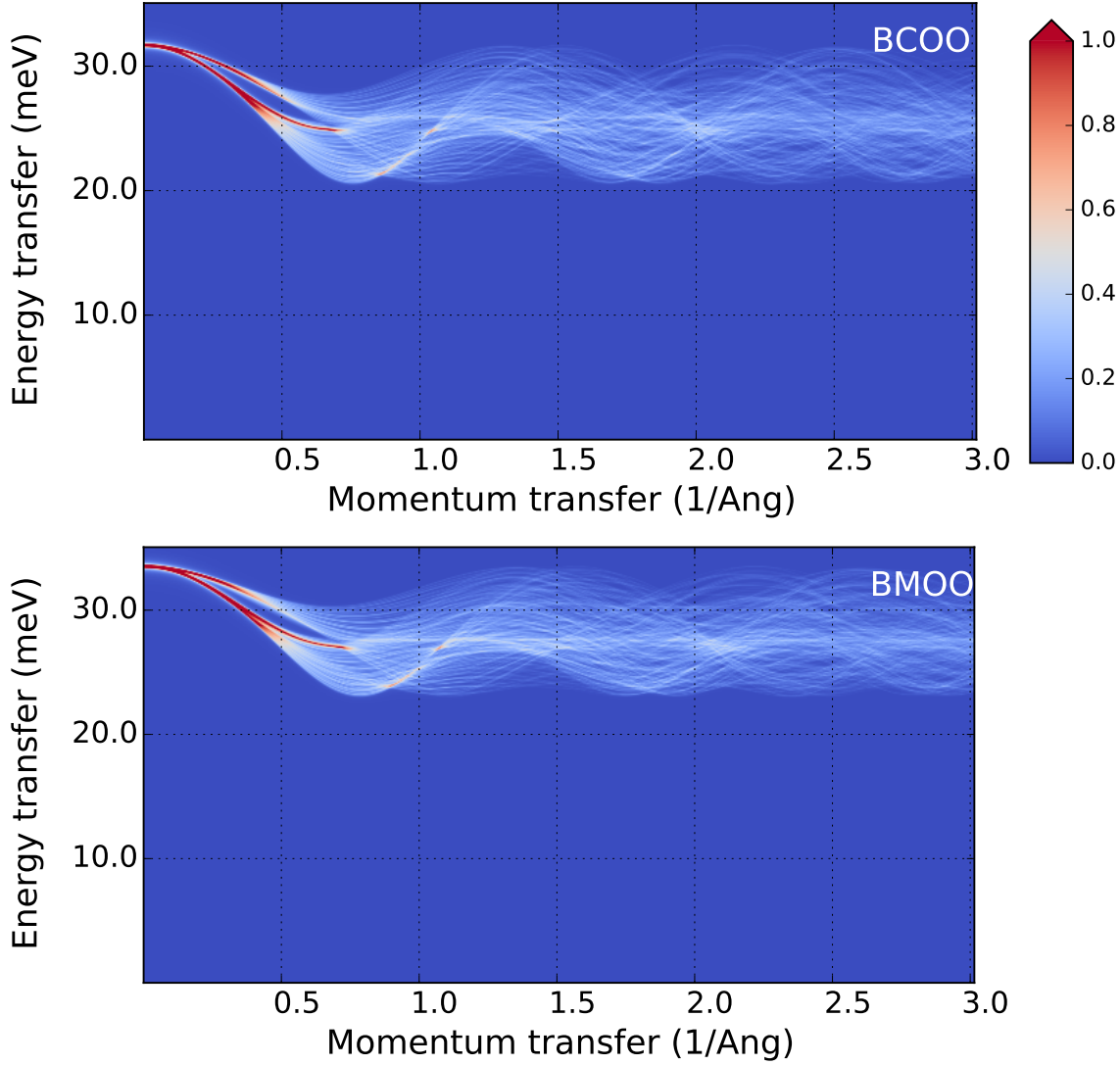
$$\langle \hat{Q}(\mathbf{q}) \rangle_{JJ} \simeq \frac{1}{2} [\langle j_0(q) \rangle \langle \mathbf{L} + 2\mathbf{S} \rangle_{JJ} + \langle j_2(q) \rangle \langle \mathbf{L} \rangle_{JJ}], \quad (16)$$

where L and S are orbital and spin moment operators, respectively, $\langle j_l(q) \rangle$ are the radial integrals¹³ of the spherical Bessel function of order l for Os^{6+} . Of course, within the dipole approximation (16) the matrix elements of \hat{Q} depend only on the absolute value q of momentum transfer. The total $M_{tot} = \langle \mathbf{L} + 2\mathbf{S} \rangle_{JJ}$ and orbital $M_L = \langle \mathbf{L} \rangle_{JJ}$ magnetic moments are equal to 0.39 and -1.49, respectively. The oscillatory behavior of $A(\mathbf{q})$ is thus due to $|M_{tot}| \ll |M_L|$ in conjunction with $\langle j_0(q) \rangle$ being ever decreasing function and $\langle j_2(q) \rangle$ of Os^{6+} peaked at non-zero $q \approx 4 \text{ \AA}^{-1}$. One may notice that $A(\mathbf{q})$ calculated beyond the dipole approximation exhibits even much stronger oscillations reaching the overall maximum at large $q \approx 5 \text{ \AA}^{-1}$. Overall the dipole approximation is reasonable for $q < 2 \text{ \AA}^{-1}$; it underestimates very significantly the magnitude of $A(\mathbf{q})$ for larger q .

Let us now evaluate the same quantity (15) using the multipole form-factors (10). The $|JJ\rangle$ state has only two non-zero odd-time multipoles: the dipole $\langle O_z \rangle_{JJ} = 0.632$ and the octupole $\langle O_{z^3} \rangle_{JJ} = 0.316$. For those multipoles and $\mathbf{q} \parallel [100]$ only the form-factors for the direction z are non-zero. Thus by inserting (10) into (15) one obtains:

$$A(\mathbf{q}) = F_{zz}^2(\mathbf{q}) \langle O_z \rangle_{JJ}^2 + F_{zz^3}^2(\mathbf{q}) \langle O_{z^3} \rangle_{JJ}^2 + 2F_{zz}(\mathbf{q})F_{zz^3}(\mathbf{q}) \langle O_z \rangle_{JJ} \langle O_{z^3} \rangle_{JJ} = A_{dd}(\mathbf{q}) + A_{oo}(\mathbf{q}) + A_{do}(\mathbf{q}). \quad (17)$$

One sees that the total value of $A(\mathbf{q})$ thus calculated (red line in Supplementary Fig. 1) coincides, as expected, with that obtained by the direct evaluation of the \hat{Q} matrix elements. The advantage of using the multipole form-factors is that one may separate total $A(\mathbf{q})$ into contributions due to different multipoles and their mixtures. In the present case one obtains (Supplementary Fig. 1) a large oscillatory dipole contribution $A_{dd}(\mathbf{q})$, a small octupole contribution $A_{oo}(\mathbf{q})$ exhibiting a shallow peak at $q \approx 3 \text{ \AA}^{-1}$, and mixed dipole-octupole $A_{do}(\mathbf{q})$ with the magnitude comparable to that of $A_{dd}(\mathbf{q})$.



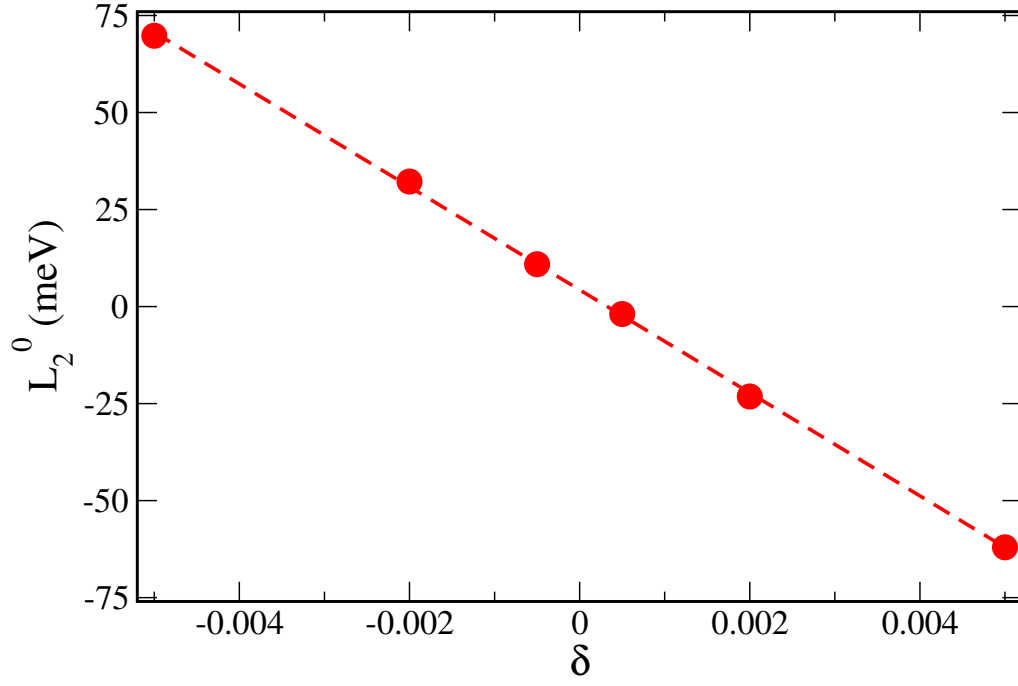
Supplementary Figure 2: Color map (in arb. units) of the calculated powder-averaged INS differential cross-section in BCOO (top) and BMOO (bottom) as a function of the energy transfer E and momentum transfer q .

V. INS CROSS-SECTION OF BCOO AND BMOO

In Supp. Fig. 2 we display the calculated powder-averaged INS cross-section for cubic BCOO and BMOO, the analogous data for BZOO are shown in Fig. 4a of the main text. As in the case of BZOO, only crystal-field excitations contribute to the INS, with no discernible scattering intensity present below 20 meV.

VI. TETRAGONAL CRYSTAL FIELD IN DISTORTED BZOO

In order to evaluate the dependence of tetragonal crystal field (CF) on the corresponding distortion in BZOO we have carried out self-consistent DFT+HI calculations for a set of tetragonally distorted unit cells. In these calculation we employed the tetragonal body-centered unit cell, which lattice parameters are $a' = a/\sqrt{2}$ and $c = a$ for an undistorted cubic lattice with the lattice parameter a . The tetragonal distortion was thus specified by $\delta = 1 - c/a = 1 - c/(\sqrt{2}a')$. Other parameters of those calculations (U , J_H , the choice of projection window) are the same as for the cubic structure (Supps. Sec. I).



Supplementary Figure 3: Calculated crystal field parameter L_{20} vs. tetragonal distortion $\delta = 1 - c/a$ in BZOO. The circles are calculated points, the line is a linear regression fit.

The local one-electron Hamiltonian for an Os $5d$ shell in a tetragonal environment reads

$$H_{1el} = E_0 + \lambda \sum l_i s_i + L_2^0 \hat{T}_2^0 + L_4^0 \hat{T}_4^0 + L_4^4 \hat{T}_4^4, \quad (18)$$

where the first two terms in the RHS are the uniform shift and spin-orbit coupling. The last three terms represent the CF through the one-electron Hermitian Wybourne's tensors T_k^q (see, e. g., Ref.¹⁵ for details). The term $L_2^0 \hat{T}_2^0$ arises due to the tetragonal distortion. By fitting the matrix elements of (18) to the converged Os $5d$ one-electron level positions as obtained by DFT+HI for a given distortion δ we extracted¹⁵ the tetragonal CF parameter L_2^0 vs. δ . The resulting almost perfect linear dependence for small δ is shown in Fig. 3, giving $L_2^0 = K'\delta$ with $K' = -13.3$ eV.

Within the Os d^2 $J_{eff}=2$ multiplet the one-electron tensor \hat{T}_2^0 can be substituted by the corresponding Stevens operator $\hat{T}_2^0 = -0.020\mathcal{O}_2^0$, where $\mathcal{O}_2^0 = 3J_z^2 - J_{eff}(J_{eff} + 1)$. In result, for the tetragonal CF parameter in the Stevens normalization $V_t = K\delta$ one obtains $K = -0.020K' = 266$ meV.

-
- ¹ J. Hubbard, Proc. Roy. Soc. (London) **A 276**, 238 (1963).
 - ² M. Aichhorn, L. Pourovskii, V. Vildosola, M. Ferrero, O. Parcollet, T. Miyake, A. Georges, and S. Biermann, Phys. Rev. B **80**, 085101 (2009).
 - ³ M. Aichhorn, L. Pourovskii, and A. Georges, Phys. Rev. B **84**, 054529 (2011).
 - ⁴ M. Aichhorn, L. Pourovskii, P. Seth, V. Vildosola, M. Zingl, O. E. Peil, X. Deng, J. Mravlje, G. J. Krabberger, C. Martins, et al., Computer Physics Communications **204**, 200 (2016).
 - ⁵ P. Blaha, K. Schwarz, G. Madsen, D. Kvasnicka, J. Luitz, R. Laskowski, F. Tran, and L. D. Marks, *WIEN2k, An augmented Plane Wave + Local Orbitals Program for Calculating Crystal Properties* (Karlheinz Schwarz, Techn. Universität Wien, Austria, ISBN 3-9501031-1-2, 2018).
 - ⁶ D. Fiore Mosca, L. V. Pourovskii, B. H. Kim, P. Liu, S. Sanna, F. Boscherini, S. Khmelevskyi, and C. Franchini, Phys. Rev. B **103**, 104401 (2021).
 - ⁷ C. M. Thompson, J. P. Carlo, R. Flacau, T. Aharen, I. A. Leahy, J. R. Pollicheimi, T. J. S. Munsie, T. Medina, G. M. Luke, J. Munevar, et al., Journal of Physics: Condensed Matter **26**, 306003 (2014).
 - ⁸ C. A. Marjerrison, C. M. Thompson, A. Z. Sharma, A. M. Hallas, M. N. Wilson, T. J. S. Munsie, R. Flacau, C. R. Wiebe, B. D. Gaulin, G. M. Luke, et al., Phys. Rev. B **94**, 134429 (2016).
 - ⁹ L. V. Pourovskii, Phys. Rev. B **94**, 115117 (2016).
 - ¹⁰ J. Jensen and A. R. Mackintosh, *Rare Earth Magnetism: Structures and Excitations* (Clarendon Press, Oxford, 1991).

- ¹¹ S. W. Lovesey, *Theory of Neutron Scattering from Condensed Matter* (Clarendon Press, Oxford, 1984).
- ¹² R. Shiina, O. Sakai, and H. Shiba, *Journal of the Physical Society of Japan* **76**, 094702 (2007).
- ¹³ K. Kobayashi, T. Nagao, and M. Ito, *Acta Crystallographica Section A* **67**, 473 (2011).
- ¹⁴ C. Stassis and H. W. Deckman, *Journal of Physics C: Solid State Physics* **9**, 2241 (1976).
- ¹⁵ P. Delange, S. Biermann, T. Miyake, and L. Pourovskii, *Phys. Rev. B* **96**, 155132 (2017).