

Private Graph Data Release: A Survey

YANG LI and MICHAEL PURCELL, School of Computing, The Australian National University
THIERRY RAKOTOARIVELO, DAVID SMITH, and THILINA RANBADUGE, Data61, CSIRO
KEE SIONG NG, School of Computing, The Australian National University

The application of graph analytics to various domains have yielded tremendous societal and economical benefits in recent years. However, the increasingly widespread adoption of graph analytics comes with a commensurate increase in the need to protect private information in graph databases, especially in light of the many privacy breaches in real-world graph data that was supposed to preserve sensitive information. This paper provides a comprehensive survey of private graph data release algorithms that seek to achieve the fine balance between privacy and utility, with a specific focus on provably private mechanisms. Many of these mechanisms fall under natural extensions of the Differential Privacy framework to graph data, but we also investigate more general privacy formulations like Pufferfish Privacy that can deal with the limitations of Differential Privacy. A wide-ranging survey of the applications of private graph data release mechanisms to social networks, finance, supply chain, health and energy is also provided. This survey paper and the taxonomy it provides should benefit practitioners and researchers alike in the increasingly important area of private graph data release and analysis.

1 Introduction

Graph analytics refers to the methods and tools used to study and understand the relationships and patterns that exist between vertices and edges within graphs [98]. In contrast to traditional analytics on tabular data, graph analytics is concerned with the flows, the structure, and the relationships between the vertices and the edges that compose graph data. Examples of common statistics of interests for such graph data include node degrees and the related degree distribution, centrality metrics (e.g., degree, closeness, betweenness, etc), subgraph counts (e.g., triangle, k-star, etc), or various distance metrics (e.g., diameter, eccentricity, etc) [120].

The applications of graph analytics to various domains yield tremendous societal and economical benefits. Indeed, they are used to understand and track the spread of diseases within communities, to study proteins and chemical configurations and interactions in the design of novel medicines, to uncover irregular fraud patterns in financial records, or optimize and increase the resilience of supply chains in various sectors such as agrifood, healthcare, or manufacturing [79, 105, 135]. As in traditional data analytics, these benefits are even greater when graph analytics is applied to collections of graph data from various stakeholders, e.g., uncovering international money laundering by analyzing graph data from different financial institutions across countries [142]. In fact, various market research estimate the value of global graph analytics to about USD 600 million in 2019 and project its growth to USD 2 to 3 billion by 2026 [88, 113].

One critical challenge in having graph data available across different parties is *trust*. The parties making graph data available need to trust that confidential and private information within such data will be preserved, whereas the analysts using such data need to trust that they still contain the information required for their needs. Such trust is challenging to achieve and maintain. Indeed, there have been many cases of breach of private details in real world graph data that was supposed to preserve such sensitive information. For example, a recent study showed that specific graph analytics applied to an easily available social network graph could predict with good accuracy the sexual orientation of individuals, i.e., the sensitive piece of information, which was not

Addresses: Yang Li, kelvin.li@anu.edu.au; Michael Purcell, michael.purcell1@anu.edu.au, School of Computing, The Australian National University; Thierry Rakotoarivelo, thierry.rakotoarivelo@data61.csiro.au; David Smith, david.smith@data61.csiro.au; Thilina Ranbaduge, thilina.ranbaduge@data61.csiro.au, Data61, CSIRO; Kee Siong Ng, keesiong.ng@anu.edu.au, School of Computing, The Australian National University.

supposed to be shared [56]. Further works have shown how passive and active attacks can be constructed to extract similar private information from graphs [9, 57], for example identity disclosure, attribute disclosure and blog communities, which were treated with some form of anonymization processes [8, 19].

Several contributions have studied this fine balance between confidentiality/privacy and utility for various types of data [15, 80, 121]. They proposed many mechanisms, which once applied to such data would provide trade-offs along that privacy-utility spectrum. These mechanisms are often categorized as either *non-provable* or *provable* [57, 145]. The latter offers mathematical guarantees on formally defined privacy and/or utility on the data, whereas the former lacks such strong theoretical assurance and thus is more empirical and/or pragmatic in nature. Many of these *provable* methods are based on a formal definition of privacy, known as Differential Privacy (DP) [34]. It defines the provided privacy guarantee as a property of the mechanism to-be-applied to the data or to a query on such data. Such a differentially private (DP) mechanism essentially guarantees that its outputs (e.g., a synthetic database or a query answer) will be almost indistinguishable with or without any single individual's information included in the data set. Thus it offers *plausible deniability* on this individual's presence in the data.

Some surveys have studied the category of *non-provable* privacy mechanisms for graph data. For example, [145] has cataloged several *non-provable* methods into 3 classes, namely k-anonymity, probabilistic, and generalization. Similarly, [19] described *non-provable* approaches for the release of entire (or a subset of) graphs, thus not considering the release of graph statistics or metrics only. More recent surveys have included some descriptions of *provable* privacy mechanisms for graph data, such as [57], which briefly described the emerging DP mechanisms for graph data at that time and recognized in its future research discussion that DP-based methods for graph data were still in their infancy. Another study [2] provided a more thorough survey of some DP-based graph mechanisms, including edge-DP and node-DP methods. However, it focused solely on DP mechanisms that were proposed in the context of Social Network graphs, and it does not discuss other domain applications and related methods. A recent preprint [59] is also describing DP mechanisms only for social network graphs. Finally, a recently published survey on privacy preserving data publishing in general [87] also has a dedicated section on graph data. However, it only considers the application domain of Social Networks, does not distinguish between provable and non-provable approaches, and provide only a brief overview of DP-based mechanisms and no mention of other provable (but non-DP) methods. Thus, to the best of our knowledge, there has not yet been a thorough survey of *provable* privacy mechanisms for graph data, which considers a wider set of domain applications and which not only describes DP-based methods, but also the emerging class of non-DP but still *provable* mechanisms. This paper fills that gap and provides a comprehensive study of the published state-of-the-art methods and algorithms used to provide provable and practical confidentiality and privacy guarantees to graph analytics in different application domains.

To guide our survey of privacy mechanisms for graph data, we propose a tree-based classification of the papers that are reviewed in this survey, which will be described in details in Section 2. At a high level, this classification differentiates between the mechanisms that release the entire privacy-enhanced graph data and others that release statistics or query responses on given graph data. It then further separates them between non-provable and provable mechanisms. The goal of this proposed taxonomy is to allow data custodians to easily navigate the large list of existing mechanisms and efficiently arrive to a mechanism, which could be fit-for-purpose for their needs to share graph data or related statistics. We acknowledge that other types of classifications could have been equally adopted, each potentially relevant to other use-cases for this survey (e.g., scientists looking for knowledge gaps in the area). Thus we also provide and discuss a small set of

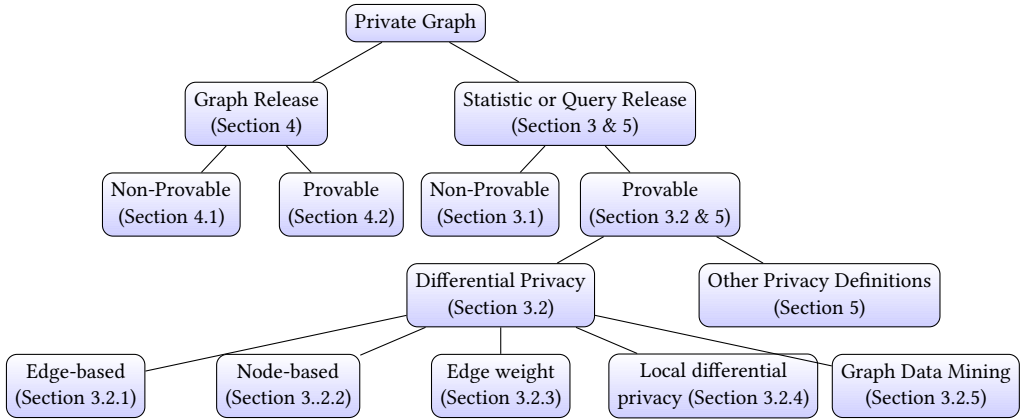


Fig. 1. Classification of the Surveyed Research on Private Graph.

alternative classifications of existing works along with different criteria (e.g., application domains, online or interactive mechanisms versus offline or batch-based ones).

The remainder of this paper is organized as follows. Section 2 presents our methodology. It introduces the classification used for the surveyed contributions, describes the different related categories and the criteria for a given work to be assigned within a specific branch of our proposed taxonomy. Sections 3 focuses on mechanisms that have been designed to return privacy-preserving responses to specific statistical queries on graph data. In contrast, Section 4 focuses on mechanisms aiming at releasing whole or subsets of graph data. While Sections 3 and 4 specifically discuss non-provable and DP-based provable mechanisms, Section 5 introduces other provable privacy definitions, which address some of the shortcomings of DP in the context of graph data. Section 6 provides an overview of the different domain applications where the previously surveyed contributions may be applied, and some example use cases. Section 7 discusses common limitations shared by several of the surveyed contributions, which could lead to interesting future research work.

2 Method and Background

This section presents the taxonomy, which we adopted to differentiate the different class of privacy mechanisms that were surveyed in this paper. It then introduces background concepts in relation to Differential Privacy (DP) and formally define DP in the context of graph data.

2.1 Method

Fig. 1 presents the structure that we used to classify existing contributions on privacy-preserving graph analytics and dissemination. It also links each part of this classification to the corresponding sections of this paper. We decided on this taxonomy to provide a clear delineation of the contributions of this survey and key focus areas, from general high-level classification to more specific areas as we traverse down the taxonomy. Thus the key contributions of the paper are survey details of provably private transformed graph release and provably private statistics release from graph data highlighted through this taxonomy. Non-provably private data release of complete graphs or statistics of graph are briefly provided mainly as a contrast. For more details of non-provably private release of graph data the interested reader is referred to [19, 145] which we will also briefly mention in Sections 3.1 and 4.1 for completeness.

There are other alternate taxonomies, where the privacy definitions themselves are placed at a higher level, and then the graphs are placed as lower down the taxonomy, to more broadly emphasize privacy, provable and non-provable. This could then be alternately expanded, with graphs and statistics flowing from the privacy definitions, which would give less emphasis to graphs than provided in this paper.

Hence, we separate release of graph data into release of: (i). entire transformed graph, called *graph release*, which is off-line; and (ii). particular statistics to particular on-line querying of graph attributes, called *query release*.

In Fig. 1 and throughout this survey, we use the term *provable* to designate techniques that offers strong mathematical guarantees on formally defined privacy properties and also potentially associated utility. In contrast, we use the term *non-provable* for techniques which lack such strong theoretical assurance and thus are more pragmatic or empirical.

Furthermore, we also separate provably private query release from graphs into differentially private approaches, and other provably private approaches. We concentrate on those approaches that are differentially private due to DP's wide use and acceptance in the research community as a suitably rigorous, and useful, provable method for protecting data, while providing analysts with useful information from data. Importantly, when applied, differential privacy typically provides a strong protection of plausible deniability of any participant being represented in the data set, such that there is no substantive extra risk for the individual from being represented, and they can not be reliably re-identified. Yet with this plausible deniability, differential privacy can be designed with a suitable, and measurable, tradeoff of privacy and accuracy, and the method for performing this tradeoff can be published to any analyst at no extra risk. Table 1 provides an overview of the surveyed published contributions following our proposed classification.

2.2 Background

Table 2 introduces the notation that will be used in this survey. Following the terminologies in [34], given a universe \mathcal{X} of n distinct data values, we consider a data set $\mathcal{X}^{(1)}$ as a length n vector of counts, one for each data value in the universe. Hence, the L_1 norm of the data set is defined as

$$\|\mathcal{X}^{(1)}\|_1 = \sum_{i=1}^n |\mathcal{X}_i^{(1)}|$$

the size of the data set. The difference between two data sets is then defined as

$$\|\mathcal{X}^{(1)} - \mathcal{X}^{(2)}\|_1 = \sum_{i=1}^n |\mathcal{X}_i^{(1)} - \mathcal{X}_i^{(2)}|.$$

the total count differences between the two for each value in the universe. We say two data sets are *neighboring*, denoted by $\mathcal{X}_i^{(1)} \sim \mathcal{X}_i^{(2)}$, if they differ on at most one coordinate (or record),¹ i.e.,

$$\|\mathcal{X}^{(1)} - \mathcal{X}^{(2)}\|_1 \leq 1. \quad (1)$$

The classical definition of differential privacy [34] is then as follows:

Definition 2.1. We say a randomized algorithm, \mathcal{M} , guarantees (ϵ, δ) -**differential privacy**, if for any two neighboring data sets $\mathcal{X}^{(1)}$ and $\mathcal{X}^{(2)}$, and any subset of outputs $\mathcal{O} \subseteq \mathcal{M}$, we have

$$\Pr[\mathcal{M}(\mathcal{X}^{(1)}) \in \mathcal{O}] \leq \exp(\epsilon)\Pr[\mathcal{M}(\mathcal{X}^{(2)}) \in \mathcal{O}] + \delta. \quad (2)$$

¹Some versions of neighboring databases allow a record in a database x to be replaced by a different value to obtain another database y . This implies a distance 2 if distance is measured by L_1 -norm, but distance 1 if it is measured by edit distance.

Table 1. Classification of the Surveyed Published Contributions on Private Graph

| | | | | | | |
|-----------------------------------|----------------------|---------------------------------|---------------|--|--------------------------------|---|
| Graph Statistics or Query Release | Non-Provable | | [8, 76, 94] | | | |
| | Provable | Differential Privacy (DP) based | Edge DP | Outlink [136], Clustering Coefficient [141], Eigenvectors [4, 140], Graph Clustering [93], Community Detection [97], Edge Weight [25, 81] Egocentric Betweenness Centrality [114] Subgraph Counting: [23, 63, 84, 99, 107, 152] Degree Sequence: [47, 64, 106] Cut Query: [10, 43, 137] | | |
| | | | Node DP | Erdős-Rényi Model Parameter [13, 14, 123], Difference Sequence [125] Degree sequence: [30, 66, 109] Subgraph Counting: [11, 32, 66] | | |
| | | | | Edge Weight DP | [122] | |
| | | | | Local DP | [131, 150] | |
| | | | Graph Mining | Frequent Pattern Mining: [124, 148] Subgraph Discovery: [68] Clustering: [104] Graph Embedding: [109, 147, 153] | | |
| | | | | Correlated Data DP | [7, 69, 71, 82, 100, 130, 154] | |
| | | | | Pufferfish Privacy | [49, 70, 71, 126, 149] | |
| | | | | Others | [38, 39, 110] | |
| | | | Graph Release | Non-Provable | | [19, 20, 73, 118, 134, 145] |
| | | | | Provable | Generative Models | [40, 47, 54, 61, 77, 86, 90, 117, 139, 140, 146, 152] |
| | | | | | Graph Matrix | [10, 12, 17, 22, 45, 62, 137, 140, 146] |
| | | | | | Local DP | [37, 108] |
| | Iterative Refinement | [43, 106, 107] | | | | |

We refer to $\epsilon > 0$ as the *privacy budget*, a parameter that controls the level of privacy, with smaller values of ϵ providing stronger privacy protection. When $\delta = 0$, we have pure differential privacy. When $\delta > 0$, its value is typically less than the inverse of the number of coordinates (records) to maintain a provably private data transformation \mathcal{M} .

Differential Privacy as defined in Definition 2.1 is largely a *syntactic* construct. The semantics of Definition 2.1, in terms of the indistinguishability of the prior and posterior probabilities after seeing the result returned by a Differential Privacy mechanism, can be found in [67].

For graph data, differential privacy can be expressed as follows. Suppose we have records from a universe \mathcal{X} , a graph $G \in 2^{\mathcal{X} \times \mathcal{X}}$ is one where the nodes are records from \mathcal{X} .

Definition 2.2. A randomized algorithm \mathcal{M} with domain $2^{\mathcal{X} \times \mathcal{X}}$ is (ϵ, δ) -**differentially private** for a distance function d if for any subset $\mathcal{O} \subseteq \text{Range}(\mathcal{M})$ and $G_1, G_2 \in 2^{\mathcal{X} \times \mathcal{X}}$ such that $d(G_1, G_2) \leq k$:

$$\Pr[\mathcal{M}(G_1) \in \mathcal{O}] \leq \exp(\epsilon) \Pr[\mathcal{M}(G_2) \in \mathcal{O}] + \delta,$$

where the probability is over the randomness in the mechanism \mathcal{M} .

There are several forms of differential privacy that are particularly relevant in our context, including node and edge differential privacy, which are described in detail in Section 3.2. These forms of differential privacy can be understood in terms of node and edge neighboring graphs and symmetric differences between such neighboring graphs, differing by one coordinate.

Table 2. Notation used in this Survey

| | | | |
|-----------------------|---|----------------|--|
| $\ \cdot\ _1$ | L_1 norm | $\ \cdot\ _F$ | Frobenius norm |
| \mathcal{X} | Data universe | \mathcal{D} | A set of record pairs |
| \mathcal{M} | Randomized algorithm | \mathcal{S} | Potential secrets set |
| \mathcal{O} | Output from a randomized algorithm | \mathbb{R}^n | Space of real numbers of dimension n |
| D^n | Database domain of dimension n | D | Database |
| G | Graph | V | Graph vertices |
| E | Graph edges | M | Matrix |
| I | Auxiliary (evolution) information | $S(G)$ | Degree sequence of G |
| $d(\cdot)$ | Degree of (\cdot) | \bar{d} | Average degree |
| ε | Privacy budget | δ | Privacy budget approximation |
| $d(\cdot, \cdot)$ | Distance function | f | A function / query |
| GS_f | Global sensitivity of f | LS_f | Local sensitivity of f |
| RS_f | Restricted sensitivity of f | SS_f | Smooth sensitivity of f |
| $\text{Lap}(\lambda)$ | Laplace mechanism, scale factor λ | μ | Data projection |
| Tr | Truncation function | $\Delta(g)$ | L_1 sensitivity |
| t | Distance threshold | θ | Degree threshold |
| $x \oplus y$ | Symmetric difference between sets x and y | ω | Graph weight function |

Importantly there are some simple practical mechanisms that can apply differential privacy as described in Definition 2.1. The classical technique is the Laplace mechanism, a well established and widely used means to implement differential privacy [33, 34]. We denote a random variable drawn from a Laplace (symmetric exponential) distribution with mean 0 and scale λ (equivalently variance $\sigma^2 = 2\lambda^2$) as $Y \sim \text{Lap}(\lambda)$, which has the following probability density function:

$$f(x|\lambda) = \frac{1}{2\lambda} \exp\left(-\frac{|x|}{\lambda}\right).$$

For a linear query, it has been widely demonstrated that adding noise to metrics of a data set \mathcal{X} from a zero-mean Laplace distribution with scale $\lambda = \Delta f/\varepsilon$, the *Laplace mechanism*, preserves ε -differential privacy ($\delta = 0$) for real vector valued queries [34], where

$$GS_f = \max_{\mathcal{X}^{(1)} \sim \mathcal{X}^{(2)}} \|f(\mathcal{X}^{(1)}) - f(\mathcal{X}^{(2)})\|_1 \quad (3)$$

is the *global sensitivity* of the query, which captures the largest possible amount of change when removing a particular record from a data set. This sensitivity therefore is related to how much noise is required in the worst case to protect the privacy of an individual record in the data set.

There are other statistical-distribution based mechanisms used to implement differential privacy, the two most common being the exponential mechanism (one-sided) and the Gaussian mechanism. The application of practical differentially private mechanisms in the context of graph release will be described in the following sections.

3 Private Release of Graph Statistics or Queries

There are two different approaches to protecting sensitive graph information from an analyst who has access to query the graph database. The first approach is by answering the analyst's queries in a private manner so that the existence of any graph information is almost indistinguishable before and after seeing the private query outputs. The second approach is releasing a synthetic graph that is a close approximation to the true one but is guaranteed to be private according to some

privacy framework, so the analyst’s queries will be answered using the released synthetic graph. Each of these approaches has its pros and cons. This section surveys works of the first type. The second type will be surveyed in the next section 4.

We refer to methods of the first type as private query release mechanisms. These mechanisms typically take as inputs a graph database, a class of graph queries and some additional privacy parameters, then add calibrated noise to answers by querying the given graph. Although these mechanisms are query dependent, their advantages are at least two-fold. First, they avoid the complication of producing a synthetic graph that masks a set of graph features, which may not be used by future analysis or could contribute very little to protecting some other features of interest in the future. Second, the noise needed to protect against a certain class of queries is in general much less than that required to protect against a range of different classes of queries, and that results in better query utility.

In this section, we review the main techniques for privately releasing graph statistics. Section 3.1 briefly addresses the class of non-provable mechanisms, while Section 3.2 extensively discusses the class of provable mechanisms, in particular those that are based on DP.

3.1 Non-Provable Private Release of Graph Statistics

There is a reasonably large literature on Statistical Disclosure Control [53, 143] for releasing statistics on tabular data, including techniques like value generalization, cell suppression [27], micro-aggregation [35], randomization [41], and anonymization [83]. Most of these techniques have been applied on graph data, but their naïve application is often an unwise thing to do.

In [8], in the context of social networks where the curator replaces names with meaningless unique identifiers, both active and passive attacks are presented and shown to be effective in revealing the existence of edges between users, even from just a single anonymized copy of the network, and with a relatively small effort from the attacker. Similar work was done by Korolova et al. [76], which shows an attacker getting a significant fraction of sensitive edges through link analysis and getting a good picture of the whole network. Narayanan and Shmatikov [94] also proposed an algorithm to re-identify anonymized graph database participants and applied it to social networks from Twitter and Flickr. All these results show that mathematically rigorous definitions of privacy are required.

3.2 Provable Private Release of Graph Statistics using Differential Privacy

Provable privacy techniques provide mathematical guarantees on how much insights can be learned by an analyst from the answers of a series of queries to a database. These techniques differ from the traditional anonymization methods by precisely quantifying and controlling the amount of information that can be leaked using tunable parameters. Among all provable privacy techniques, perhaps the most well studied and widely recognized privacy definition is differential privacy (Definition 2.1). Since the paper of Dwork et al. [33] that formalized the concept of noise addition according to the sensitivity of a query function, there have been enormous studies on differential privacy and its applications in the context of tabular data. It was inevitable that differential privacy would be employed to manage privacy concerns in graph databases, starting from the work of Nisim et al. [99] that introduced smooth sensitivity. The key to graph databases is the representation and storage of records in graphs, in which nodes represent database entities and edges represent relationships between entities. This also gives rise to two distinct concepts of graph differential privacy – edge differential privacy and node differential privacy – that will be properly introduced in the following sections.

The fundamental difference between the two versions of graph differential privacy is how a pair of neighboring graphs is defined. In the standard form of differential privacy (e.g., in [33] and [34]),

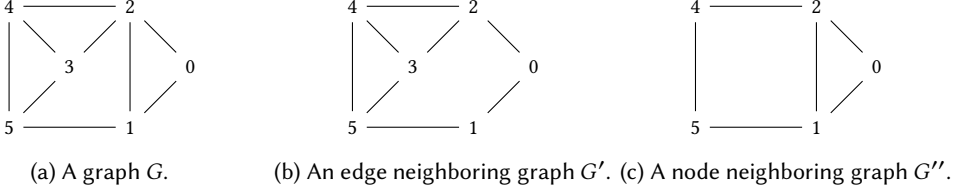


Fig. 2. Examples of an edge neighboring graph and a node neighboring graph.

two databases x and y are neighbors if they differ by at most one record. Hay et al. [47] made formal the concepts of edge and node differential privacy for graphs by generalizing the definition of neighboring databases using the *symmetric difference* between two sets. The symmetric difference $x \oplus y$ between two sets x and y (not necessarily the same size) is the set of elements in either x or y , but not in both, i.e., $x \oplus y = (x \cup y) \setminus (x \cap y)$. With this, neighboring graphs in the context of edge and node differential privacy are defined as follows:

Definition 3.1. Given a graph $G = (V, E)$, a graph $G' = (V', E')$ is an **edge neighboring graph** of G if it differs from G by exactly one edge, i.e., $|V \oplus V'| + |E \oplus E'| = 1$.

Example 3.2. The graphs in Figure (2a) and (2b) are edge neighboring graphs because $|V \oplus V'| + |E \oplus E'| = 0 + 1 = 1$, i.e., they differ by exactly one edge 12.

Definition 3.3. Given a graph $G = (V, E)$, a graph $G' = (V', E')$ is a **node neighboring graph** of G if it differs from G by exactly one node and the edges incident to the node, i.e., $|V \oplus V'| = 1$ and $E \oplus E' = \{uv \mid u = V \oplus V' \text{ or } v = V \oplus V'\}$.

Example 3.4. The graphs in Figure (2a) and (2c) are node neighboring graphs because $|V \oplus V''| = 1$ and $E \oplus E'' = \{32, 34, 35\}$, i.e., they differ by exactly one node 3 and the edge differences are the edges incident to 3 in G .

By generalizing Definition 3.1 to multiple edge differences, Hay et al. [47] stated the following.

Definition 3.5. Given a graph $G = (V, E)$, a graph $G' = (V', E')$ is a **k -edge neighboring graph** of G if it differs from G by at most k edges. That is, $|V \oplus V'| + |E \oplus E'| \leq k$.

The connection between this and node differential privacy depends on k and node degrees in a graph. If k is larger than the maximum degree in the graph, then k -edge differential privacy is stronger than node differential privacy. Otherwise, it may simultaneously protect multiple relationships for one node or several nodes. With the three versions of neighboring graphs given above, it is straightforward to formalize edge and node differential privacy based on Definition 2.2.

Generally speaking, it is more difficult to satisfy differential privacy on graph databases than on tabular databases, because graph queries typically have higher sensitivities than statistical queries. The two versions of graph differential privacy address different privacy concerns, and hence have different levels of difficulties to achieve privacy protection. Edge differential privacy protects the relationship between two entities. This is relatively easier to achieve than node differential privacy, which protects the existence of an entity (and its relationship with others) by assuring a query outcome is indifferent if an entity opts in or out of the database.

Example 3.6. Consider the graph G in Figure (2a). It has the degree sequence $(4, 3, 3, 3, 3, 2)$. It has an edge and node neighboring graphs in Figure (2b) and (2c), each has the degree sequence $(3, 3, 3, 3, 2, 2)$ and $(3, 3, 2, 2, 2, 0)$, respectively. So the sensitivities of the degree sequence function for the graph G under the edge and node differential privacy frameworks are 2 and 6, respectively.

3.2.1 Edge Differential Privacy

As discussed above, edge differential privacy can protect entity relationships in a network from a malicious analyst querying the network by asking a variety of graph statistics. These queries usually have high sensitivities due to their unique nature. In spite of that, a large number of works have been done in edge differential privacy to protect various graph statistics, including popularity graphs under outlink privacy [136], vertex clustering coefficient [141], eigenvalues and eigenvectors [4, 140], graph clustering under a weaker version of k -edge differential privacy [93], community detection [97], egocentric betweenness centrality [114], edge weight [25, 81], etc.

Among all graph statistics, the most studied classes are degree sequence/distribution and subgraph counting query functions. Not only because these statistics are themselves interesting, but they are useful for other graph related studies. For example, degree sequence and triangle count are commonly used by generative graph models as summary statistics of a given graph as we shall in Section 4.2. We will review published works for each of these classes and the class of cut queries in the rest of this subsection. Despite all the different graph queries, the main building blocks of edge differentially private mechanisms are the Laplace and the exponential mechanisms. The former is used in combination with different types of sensitivities to calculate the right amount of noise that needs to be added. The latter is often used for parameter selection or non-numerical outputs.

3.2.1.1 Subgraph Counting

Subgraph counting queries count the number of times a certain subgraph appears in a given graph. Common subgraphs include triangle and star, and their generalization to k -triangle (i.e., a subgraph consists of k triangles, all of which share a common edge) and k -star (i.e., a subgraph with $k + 1$ nodes in which a central node has degree k and the other k nodes have degree 1). Nissim et al. [99] is one of the earliest works on making subgraph-counting queries satisfy edge differential privacy. It introduced the notion of smooth sensitivity, in place of global sensitivity (Equation 3), in order to reduce the noise effect while still making the queries differentially private for a given graph.

Definition 3.7. Given a database $D_x \in D^n$, for a real-valued function $f : D^n \rightarrow \mathbb{R}^n$, the **local sensitivity** of f at D_x is

$$LS_f(D_x) = \max_{D_y \in D^n : d(D_x, D_y)=1} \|f(D_x) - f(D_y)\|_1.$$


In the worst case, the local sensitivity of a function is the same as the global sensitivity but it can be much smaller for a given database D_x . For triangle-counting queries, the global sensitivity is $|V| - 2$, but the local sensitivity is $\max_{i,j \in [n]} a_{ij}$, where a_{ij} is the number of common neighbors between adjacent nodes i and j . For example, the graph G in Figure (3a) has 7 triangles. The local and global sensitivities of the triangle counting queries at G are 3 and 6, respectively.

Local sensitivity, however, cannot be used straight away, as it may reveal insights into the database. For example, the local sensitivity of a triangle-counting query gives the maximum number of common neighbors between two vertices in the given graph. So instead of local sensitivity, we use the smallest smooth upper bound of the local sensitivity, namely β -smooth sensitivity

$$SS_{f,\beta}(D_x) = \max_{D_y \in D^n} \left(LS_f(D_y) \cdot \exp^{-\beta d(D_x, D_y)} \right) \quad (4)$$

for $\beta > 0$. Intuitively, the smooth sensitivity of a function f of a database D_x comes from a database D_y that is close to D_x and also has a large local sensitivity.

Example 3.8. To calculate the smooth sensitivity of the triangle-counting query for the graph G in Figure (3a), we go through all k -edge-neighbors of G , calculate their local sensitivities, then pick



(a) A graph G with 7 triangles. Deleting the edge 45 results in an edge neighboring graph with 4 triangles. So the local sensitivity at G is 3.

(b) A graph G' s.t. $d(G, G') = 2$. G' has 12 triangles. Deleting the edge 45 results in an edge neighboring graph with 7 triangles. So the local sensitivity at G' is 5.

Fig. 3. Triangle counting query and its local sensitivity.

the one that satisfies Equation 4. In this case, the smooth sensitivity $SS_{f,0.1} \approx 4.1$ happens at a neighboring graph G' as shown in Figure (3b), where $d(G, G') = 2$ and $LS_f(G') = 5$.

The advantage of using smooth sensitivity was demonstrated in [99] through a few examples, including privately releasing the cost of the minimum spanning tree and the number of triangles in a graph. Since then, smooth sensitivity has been used widely in subsequent works to improve response utility, including some work in graph differential privacy.

Using local sensitivity, Karwa et al. [63] proposed two mechanisms to release k -star counts and k -triangle counts. The extension from [99] to k -star counting queries was achieved by an efficient algorithm to compute the smooth sensitivity in time $O(n \log n + m)$, where n and m are the numbers of nodes and edges in a graph respectively. Due to the lack of efficient computation of the smooth sensitivity, the local sensitivity of the k -triangle counting queries for $k \geq 2$ was masked by its local sensitivity, which gave the second order local sensitivity LS'_f with a simple upper bound

$$LS'(G) \leq 3 \binom{a_{max}}{k-1} + a_{max} \binom{a_{max}}{k-2}, \quad (5)$$

where a_{max} is the maximum number of common neighbors between a pair of vertices in G . The mechanism releases the true k -triangle count with Laplace noise proportional to the above upper bound and runs in time $O(md)$, where m is the number of edges and d is the maximum degree.

Example 3.9. Take $k = 2$ as an example, the number of 2-triangles in Figure (3a) is 9. A closed form equation in [63] shows that the local sensitivity at G is 8, which happens when deleting the edge 45. Since $a_{max} = a_{45} = 3$, the upper bound $LS'(G) \leq 12$ by Equation (5). So the mechanism output is 8 plus Laplace noise (proportional to 12) plus an additional term.

As stated in [63], the released answers for 2-stars and 3-stars are useful in moderately dense graphs, and for triangles and 2-triangles the answers are useful in dense graphs but not so for sparse graphs. An application of such private k -triangle counting is in [84], where the authors estimated the *alternating k -triangle*. Together with the private mechanisms for releasing *alternating k -star* and *alternating k -twopath*, they estimated the parameters of exponential random graph models.

In contrast to the Laplace-based approaches, a different method for subgraph counting based on the exponential mechanism was proposed in [152], in which the authors used a ladder function as the utility function. Under some conditions on the ladder function, the proposed mechanism is differentially privacy. An optimal choice of a ladder function is the *generalized local sensitivity at distance t* (i.e., the maximum change of a function's output between a given database \mathcal{X}_1 and a neighboring database \mathcal{X}_2 such that $d(\mathcal{X}_1, \mathcal{X}_2) \leq t$). This choice is efficiently computable, but only

for triangle and k -star counting queries. For k -clique and k -triangle counting queries, a convergent upper bound of the local sensitivity at distance t is used instead for computational efficiency. Empirical evaluations in [152] on real graph databases showed substantial improvements of the exponential-mechanism-based methods over the Laplace-mechanism-based methods with global sensitivity, smooth sensitivity [99], second order local sensitivity [63] and a recursive strategy [23].

To reduce the noise effect in the worst case, Proserpio et al. [107] scaled down the influence of *troublesome* records in weighted databases using a platform called *weighted Privacy Integrated Query* (wPINQ), which was built upon the *PING* [89] platform that guarantees all acceptable queries satisfy differential privacy based on the Laplace and exponential mechanisms. In wPINQ, weights were scaled down differently for each built-in operators such as *Select*, *Join* and *GroupBy*. An earlier work [106] demonstrated how wPINQ can produce private degree distributions and joint degree distributions of weighted graphs for the purpose of generating private synthetic graphs. Proserpio et al. [107] then demonstrated wPINQ for triangle by degrees counts and square by degrees counts, and showed how these statistics can be combined with Markov Chain Monte Carlo (MCMC) to generate private synthetic graphs.

3.2.1.2 Degree Sequence

Another widely studied graph statistic is the degree sequence of a graph. Give a graph G , its *degree sequence* $S(G)$ is a monotonic non-decreasing sequence of node degrees. It can be used to compute the average or maximum degree of a graph. It can also be used to recover a graph, provided there is a consistent graph with the given degree sequence. A degree sequence can be transformed into a *degree distribution*, which is a useful feature for graph classification, e.g., the degree distribution of a scale-free network follows a power law. When perturbing the existence of an edge in a given graph, its degree sequence's global sensitivity is two, which behaves much better than that of subgraph-counting query functions.

Hay et al. [47] proposed a constraint inference-based algorithm that can be used as a post-processing step to improve the quality of degree sequences released using private mechanisms. Given a noisy degree sequence $\tilde{S}(G)$ produced by a private mechanism, constraint inference finds a non-increasing ordered degree sequence $\bar{S}(G)$ (in the same vertex order) based on *isometric regression* such that the difference $\|\tilde{S}(G) - \bar{S}(G)\|_2$ is minimized.

Example 3.10. The graph in Figure 3a has the degree sequence $S = (2, 3, 3, 3, 3, 4, 5, 5)$ a possible private degree sequence is $\tilde{S}(G) = (3, 2, 5, 3, -4, 16, 6, 3)$, produced by the Laplace mechanism with noise sampled from $Lap(\frac{2}{0.5})$. The distance between these two is $\|S(G) - \tilde{S}(G)\|_2 \approx 14$. After applying constraint inference to $\tilde{S}(G)$, the post-processed degree sequence is $\bar{S}(G) = (2, 2, 2, 2, 2, 8, 8, 8)$ with distance reduced to $\|S(G) - \bar{S}(G)\|_2 \approx 6$.

Constraint inference is commonly adopted in subsequent works to improve query utility. The advantages of constraint inference are (1) its computational efficiency (100 million nodes was processed in just a few seconds in [47]); (2) its error increases only linearly with the number of unique degrees; and (3) its applicability to a wide range of graph statistics. An issue with constraint inference is that the post-processed degree sequence can be non-graphical, i.e., not consistent with any graph. In Example 3.10, the post-processed degree sequence $(2, 2, 2, 2, 2, 8, 8, 8)$ is non-graphical. This could be a problem if the private degree sequence is used to carry out statistical inference or generate synthetic graphs. To overcome this, [64] presented an additional optimization step after constraint inference in the domain of all graphical degree sequences.

A mechanism that produces private degree distribution and joint degree distribution is the aforementioned [106], which is essentially based on the Laplace and exponential mechanisms.

3.2.1.3 Cut Query

Sometimes one is interested in the number of interactions between two groups of entities in a network, for example the number of sales interactions between two companies or the number of collaborations between two groups of researchers from different organizations. In graph databases, these can be measured by cut queries between two vertex subsets. More precisely, given a weighted graph $G = (V, E)$ and two non-empty subsets $V_S, V_T \subseteq V$, an s-t-cut query returns the total weight of the edges crossing V_S and V_T .

Gupta et al. [43] employs an *iterative database construction* (IDC) framework that generalizes the *median mechanism* [115] and *multiplicative weights mechanism* [46] with tighter bounds. It iteratively compares the response $Q^t(D^t)$ from an approximated database D^t with a noisy response $Q^t(D) + \text{Lap}(\cdot)$ from the given database D , and updates the current approximation to D^{t+1} if the two responses are not close. However, it requires graphs that are sufficiently dense.

A different approach was taken in [10] to release answers of cut queries with less additive noise. They showed that one can apply the Johnson-Lindenstrauss (JL) transform [60] to an updated edge matrix of a weighted graph to obtain a *sanitized* graph Laplacian matrix, which can then be used to approximate s-t-cut queries while preserving (ϵ, δ) -edge differential privacy. Before applying the JL transform, each weight w_{uv} in the edge matrix M_E is updated by $w_{uv} = \frac{w}{n} + (1 - \frac{w}{n})w_{uv}$, even for none adjacent vertices u and v , where n is the number of vertices and w is calculated from pre-determined parameters. Once the update is complete, the JL transform is applied by the step $\bar{L} = \frac{1}{r} M_E^T \cdot M^T \cdot M \cdot M_E$, where entries of the matrix M are sampled *i.i.d.* from $N(0, 1)$. This method only adds (with high probability) constant noise (w.r.t. graph size) to cut query answers, hence provides superior results compared to [43] for small cuts $\leq O(n)$. In fact, the JL transform-based strategy can serve as a more general approach to publishing randomized graphs that satisfy edge differential privacy for any downstream graph queries.

The above JL transform based method was revised for sparse graphs by [137]. The authors observe that the weight update in [10] is for all possible pairs of vertices, which is the same as overlaying a complete graph on G . This was done to ensure the graph corresponding to the updated edge weights is well connected prior to applying the JL transform. To maintain the sparsity of the given graph G , a d -regular expander graph E was used when performing weight update in G by $L_H = \frac{w}{d} L_E + (1 - \frac{w}{d}) L_G$. (An expander graph is a sparse graph such that every small vertex subset is well connected to the rest of the graph.) This was followed by a step of Gaussian noise addition to ensure differential privacy. More generally, combining this sanitization process with a graph sparsification technique preserves graph differential privacy for cut queries for arbitrary graphs.

3.2.2 Node Differential Privacy

The distinction between node and edge differential privacy originates from how a neighboring graph is defined. In the context of node differential privacy, a pair of neighboring graphs differ by exactly one node and the edges incident to the node (Definition 3.3). The advantage of this is that it gives a higher level of protection about an entity's privacy, including its existence in the database and its relations to others. The disadvantage is its high sensitivity, especially in well-connected graphs. Hence, it is more difficult to achieve node differential privacy with useful query responses. By now, there are two types of solutions that deal with such high query sensitivity. The first is based on a top-down projection to lower degree graphs. The second is based on a bottom-up generalization to general graphs using Lipschitz extension.

The top-down methods project the given graph to a graph with a bounded maximum degree, then answer queries using the projected graph with noise that is proportional to the sensitivities of the query function and the projection map. A projection could be a naïve removal of all high

degree nodes or a random edge removal that reduces high node degrees. These projections are generic and easy to implement, but suffer from high sensitivity and potential information loss.

The bottom-up methods first answer queries on bounded degree graphs, then extend the answers to arbitrary graphs using Lipschitz extensions. The extended answers can then be released with additive noise according to existing differential privacy mechanisms, such as the Laplace mechanism. The main drawback is designing an appropriate Lipschitz extension for each query function, which is a non-trivial task in general. Other than that, Lipschitz extension based methods are usually preferred because of their generalizations to arbitrary graphs to avoid information loss.

For the same reason as explained in Section 3.2.1, we only review published works for releasing degree sequence/distribution and subgraph counting queries. Due to the difficulty in obtaining high utility private mechanisms, there is less number of graph statistics made private in the node differential privacy framework. That said, some recent works studied private estimation of generative graph model parameters [13, 14, 123], such as the edge probability in the Erdős-Rényi model. Sometimes, instead of a static graph, there may be a sequence of dynamic graphs. In this case, one may want to release some common graph statistics such as degree sequence or subgraph counts for the entire graph sequence. A study in [125] presented a mechanism to publish *difference sequence*, which is the difference between the graph statistic for two graphs adjacent in time.

Before proceeding, we give the definitions of Lipschitz function and Lipschitz extension. Intuitively, a function is Lipschitz if the *difference* between its images is bounded by a constant times the *difference* between the corresponding preimages. Formally, it is defined as the next.

Definition 3.11 (Lipschitz constant). Given two metric spaces (X, d_X) and (Y, d_Y) , a function $f : X \rightarrow Y$ is called **c -Lipschitz** (or has a **Lipschitz constant c**) if there exists a real constant $c \geq 0$ such that for all $x_1, x_2 \in X$, $d_Y(f(x_1), f(x_2)) \leq c \cdot d_X(x_1, x_2)$.

In the context of graph differential privacy, the graph space with node or edge edit distance as the metric is mapped by the function f to a real valued space with, for example, L_1 -norm as the metric. Choices of f include degree sequence, subgraph counting, node centrality score, etc. The global sensitivity of a function is the smallest Lipschitz constant that upper bounds the maximum changes in the codomain.

A c -Lipschitz function may be extended to another Lipschitz function that takes on a larger domain with the same codomain. Such an extension is called a Lipschitz extension and is essential for extending a node differentially private query-answering mechanism from a restricted graph domain (e.g., bounded degree graphs) to the general graph domain.

Definition 3.12 (Lipschitz extension). Given two metric spaces (X, d_X) and (Y, d_Y) and a c -Lipschitz function $f' : X' \rightarrow Y$ with the domain $X' \subseteq X$, a function $f : X \rightarrow Y$ is a **Lipschitz extension** of f' from X' to X with stretch $s \geq 1$ if

- (1) the two functions $f(x) = f'(x)$ are identical for all $x \in X'$ and
- (2) the extended function f is sc -Lipschitz.

The desire for high-utility node differentially private mechanisms motivates the search for efficiently computable Lipschitz extensions with low Lipschitz constants and stretches from restricted graphs to arbitrary graphs. The following subsections review some results in this area, with a focus on degree-sequence and subgraph-counting queries, using both the top-down projection and the bottom-up Lipschitz-extension approaches.

3.2.2.1 Degree Sequence

Kasiviswanathan et al. [66] describes a mechanism that privately releases the degree distribution of a graph using a simple projection function $f_T : G \rightarrow G_\theta$ that discards all nodes in G whose degrees are higher than a threshold θ . They showed that if $U_s(G)$ is a smooth upper bound on the local sensitivity of f_T and $\Delta_\theta f$ is the global sensitivity of a query f at graphs with bounded maximum degree θ , then the function composition $f \circ f_T$ has a smooth upper bound $U_s(G) \cdot \Delta_\theta f$. Kasiviswanathan et al. [66] gave explicit formulas for computing $\Delta_\theta f$ and the local and smooth sensitivities of the truncation function f_T . Furthermore, it was proved that randomizing the truncation cutoff in a range close to the given threshold θ is likely to reduce its smooth sensitivity. The presented mechanism was proved to satisfy node differential privacy with Cauchy noise. It runs in time $O(|E|)$ and produces private degree distributions with L_1 error $O\left(\frac{\bar{d}^\alpha \ln n \ln \theta}{\epsilon^2 \theta^{\alpha-2}} + \frac{\theta^3 \ln \theta}{n \epsilon^2}\right)$ for graphs with n nodes and average degree \bar{d} , provided the graphs satisfy certain constraints and α -decay, which is a mild assumption on the tail of the graph's degree distribution. The authors proved that if $\alpha > 2$ and \bar{d} is polylogarithmic in n , then this error goes to 0 as n increases.

The naïve truncation of [66] suffers from high local sensitivity due to the deletion of a large number of edges, especially in dense graphs. To address this, a projection based on edge addition was proposed in [30] for releasing private degree histograms. The authors proved that by adding edges to the empty graph in a stable edge ordering, the final graph not only has more edges than the one obtained through naïve projection, but is maximal in terms of edge addition. Given two (node) neighboring graphs, an edge ordering of a graph is *stable* if for any pair of edges that appears in both graphs, their relative ordering stays the same in the edge ordering of both graphs. The mechanism for releasing degree histograms employs the exponential mechanism to choose the optimal degree threshold θ and bin aggregation Ω for reducing sensitivity, then adds $Lap\left(\frac{2\theta+1}{\epsilon_2}\right)$ noise to the aggregated bins. This mechanism satisfies $(\epsilon_1 + \epsilon_2)$ -node differential privacy, where ϵ_1 and ϵ_2 are the privacy budgets for the exponential and Laplace mechanisms respectively. It runs in time $O(\Theta \cdot |E|)$, where Θ is an integer upper bound of θ . An extension that releases cumulative histograms require even less noise $Lap\left(\frac{\theta+1}{\epsilon}\right)$ and has the additional benefit that the result can be post-processed by the constraint-inference algorithm [47]. The extension relies on the exponential mechanism to select an optimal θ so it has the same time complexity and privacy bound.

A key method based on Lipschitz extension for releasing private degree sequence is [109]. Since the global sensitivity for bounded degree graphs G_θ satisfies $\Delta_{S(G_\theta)} \leq 2\theta$, it implies that $S(G_\theta)$ has a Lipschitz constant 2θ . By constructing a flow graph $FG(G)$ from the given graph G and a degree threshold θ , Raskhodnikova and Smith [109] presented a Lipschitz extension of $S(G_\theta)$ from the set of bounded-degree graphs to arbitrary graphs with low stretch via a strongly convex optimization problem. More specifically, the flow graph $FG(G)$ has a source node s , a sink node t and two sets of nodes V_l and V_r that are exact copies of the nodes in G . The source s is connected to all of V_l via directed edges with capacity θ , and similarly for V_r and t . Each nodes $x \in V_l$ is connected to a node $y \in V_r$ via a directed edge with capacity 1 if there is an edge xy in G . Given the flow graph, [109] solved for an optimal flow f that minimizes the objective function $\Phi(f) = \|(f_s, f_t) - \vec{\theta}\|_2^2$, where f_s and f_t are the vectors of flows leaving s and entering t respectively and $\vec{\theta} = (\theta, \dots, \theta)$ has length $2n$. The authors proved that the sorted f_s is an efficiently computable Lipschitz extension of the degree-sequence function with a stretch of 1.5.

The same flow graph construction was used in [66] for subgraph counting queries. The result of [109] is consistent with [66]'s Lipschitz extension on edge count, but [109] minimize the above objective function $\Phi(f)$ rather than maximize the network flow, because the maximum flow may not be unique and the two formulations have different sensitivities.

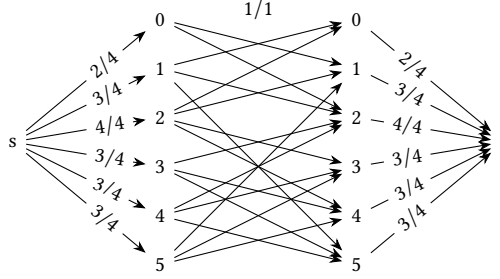


Fig. 4. The flow graph constructed from the graph in Figure 2a with degree bound $\theta = 4$. The maximum flow and edge capacities are shown on the edges. The arbitrary choice of θ can affect the final output accuracy.

With some additional work that replaced the scoring function in the standard exponential mechanism, [109] also proved that using the adjusted exponential mechanism to select the degree threshold leads to a Lipschitz extension with low sensitivity, and hence better utility in the private outputs. Combining the Lipschitz extension and the adjusted exponential mechanism, the authors were also able to release private degree distributions with improvement on the error bound of [66].

Example 3.13. Consider the graph G shown in Figure 2a. Its flow graph is shown in Figure 4. The sorted out-flows is $f_s = (4, 3, 3, 3, 3, 2)$, which is exactly the degree sequence of the original graph. The threshold θ is chosen to be 4 on purpose, which matches the maximum degree in the original graph, so no information is lost during the problem transformation.

3.2.2.2 Subgraph Counting

A top-down projection-based method for releasing private subgraph counts is [11], which introduced the concept of restricted sensitivity. The proposed projection is the opposite of the edge-addition projection of [30] in the sense that it removes edges by following a canonical edge ordering. An edge e is removed from the graph if it is incident to a vertex whose degree is higher than a threshold θ and e is not the first θ edges in the ordering. The composition of the projection with a subgraph-counting query f results in a function $f_{\mathcal{H}}$ that has global sensitivity (in the context of edge differential privacy) and smooth sensitivity (in the context of node differential privacy) proportional to the restricted sensitivity $RS_f(\mathcal{H}_{\theta})$ and $RS_f(\mathcal{H}_{2\theta})$ respectively, where \mathcal{H}_{θ} is the set of graphs with bounded degree θ . The paper theoretically analysed the advantage of restricted sensitivity in local-profile and subgraph-counting queries when adding Laplace noise. For both query classes, explicit upper bounds of restricted sensitivity were given.

A key early work on using Lipschitz extension for private subgraph count is [66]. For edge-counting queries, flow graphs are constructed as described for [109] above (see also Figure 4). The maximum flow satisfies $f_{\max}(G_{\theta}) = 2|E(G_{\theta})|$ and $f_{\max}(G) \leq 2|E(G)|$ for bounded-degree graphs and arbitrary graphs, respectively. So f_{\max} is an efficiently computable Lipschitz extension of the edge-counting queries with global sensitivity $\Delta_{f_{\max}} \leq 2\theta$. To achieve ϵ -node differential privacy, one could then alternate between $|E| + \text{Lap}(\frac{2n}{\epsilon})$ and $\frac{f_{\max}}{2} + \text{Lap}(\frac{2\theta}{\epsilon})$, depending on how close the former is to the truth. The same technique can be generalized to concave functions, where a function h is concave if its increments $h(i+1) - h(i)$ are non-increasing as i goes from 0 to $n-2$.

For small subgraph counting queries such as triangle counts, [66] proposed a linear programming formulation that maximizes $\sum x_C$ over all subgraphs of G with some constraints, where $x_C = 1$ if the subgraph of G matches the given subgraph of interest and $x_C = 0$ otherwise. The

maximum value $v_{LP}(G)$ of this linear program satisfies the requirements of being a Lipschitz extension of subgraph counting queries $f_H(G)$ and has sensitivity bounded by $\Delta_{v_{LP}(G)} \leq 6\theta^2$ for subgraphs with three nodes. Similar to private edge counts, small subgraph counts can also be released with ϵ -node differential privacy by alternating between $f_H(G) + \text{Lap}(\frac{6n^2}{\epsilon})$ and $v_{LP}(G) + \text{Lap}(\frac{6\theta^2}{\epsilon})$, depending on how close the former is to the truth.

In [32], a stable edge ordering idea similar to [30] was applied to a sequence of node pairs in order to obtain a projected graph, in which each node appears in a bounded number of triangles. The proposed private mechanisms can be used for releasing triangle count distributions, cumulative triangle count distributions and local clustering coefficient distributions.

3.2.3 Edge Weight Differential Privacy

The previous two subsections focused on protecting the graph structures which may be confidential to the public. When a graph structure is public and a system protects the edge weights or related statistics of the graph, such as distances between vertices, the aforementioned edge and node differential privacy frameworks may not be appropriate. Instead, a more suitable setting is to define differential privacy in the context of neighboring weight functions for the given graph. This was first formally introduced in [122]. A use case of this is a navigation system that has access to a public map and road user-traffic data and is promised to keep user data private. Another use case is the World Wide Web as mentioned in [104]. Two related but different works for protecting edge weight are [25] and [81]. The former considered edge weights as counts from the database, so the Laplace mechanism was used as if it was protecting counting queries. The latter focused on neighboring graphs that differ on at most one edge weight.

Given a graph and a weight function on the edges, the private edge weight differential privacy model in [122] was based on the following definition of neighboring weight functions.

Definition 3.14. Given a graph $G = (V, E)$, two weight functions $\omega, \omega' : E \rightarrow \mathbb{R}^+$ are **neighboring** if the total weight difference is at most 1, i.e.,

$$\|\omega - \omega'\|_1 := \sum_{e \in E} |\omega(e) - \omega'(e)| \leq 1$$

Under this new framework, the weight change in a pair of edge neighboring graphs is at most 1, so [122] employed the Laplace mechanism to release the distance between a pair of nodes and approximate distances between all pair of nodes. A similar work to this is [104], which defined neighboring weight functions in terms of the L_∞ -norm and used the exponential mechanism to release a private approximation of the minimum spanning tree topology for a given graph.

3.2.4 Distributed Private Query Release

So far, we have reviewed published works for releasing graph statistics in the edge and node differential privacy frameworks and some variants. One thing they have in common is a trustworthy centralized data curator who collects sensitive information from participants and answers analysts' queries in a private manner. This is also known as the *centralized differential privacy (CDP)* model. In contrast, in the *local differential privacy (LDP)* model [65], there is no central data curator and each individual holds their sensitive information locally. When an analyst wants to calculate a global statistic over the population, each individual first answers the query locally in a private manner, and the analyst then collects the private local statistics from all the individuals and tries to get an aggregate view. Motivated by its strong privacy protection, local differential privacy quickly became a popular research direction in recent years.

Sun et al. [131] presented the earliest mechanisms for releasing private triangle, three-hop path, and k-clique counts in a localized setting called *decentralized differential privacy* under the edge

differential privacy framework. In this new privacy model, each node shares its subgraph count in a private manner that not only protects its connected edges but also edges in its *extended local view (ELV)*, i.e., the two-hop neighborhood. To protect its ELV, a node must add noise proportional to the counting-query sensitivity calculated from neighboring ELVs, which are ELVs of the node in neighboring global graphs. This definition of a neighboring ELV leads to large query sensitivity because two neighboring ELVs could have different sets of nodes. To remediate this issue, they presented a two-phase framework to reduce noise magnitude using local sensitivity. The first phase determines an upper bound over all user local sensitivities. Each node in the second phase then shares its count privately according to this upper bound. The first phase can be further divided into two sub-phases, which estimate the second order local sensitivities as done in [63] and determine an upper bound of the local sensitivities from that estimation.

Another recent work [150] presents a Local Framework for Graph with Differentially Private Release (LF-GDPR), which is claimed to be the first LDP-enabled graph metric estimation framework for general graph analysis. It designs an LDP solution for a graph metric estimation task by local perturbation, collector/curator-side aggregation, and calibration. It makes the assumption that the target graph metrics can be derived from what are termed *atomic metrics*, in particular, *adjacency bit vector* and *node degree*. An optimal solution is described for the allocation of privacy budget between an adjacency bit vector (derived from a graph adjacency matrix) and node degree in [150]. LF-GDPR is stated to enable solution generality and estimation accuracy from LDP perturbation of these two atomic metrics, from which a further range of graph metrics can be derived. Two particular examples are then provided of neighborhood connectivity (i.e., for subgraphs), called a *clustering coefficient*, and *community detection*, finding densely connected subgraphs [150].

3.2.5 Private Graph Data Mining

In this section, we survey more complex graph queries that show how certain Graph Data Mining algorithms [3] can be done in a differentially private manner.

3.2.5.1 Frequent Pattern Mining

Frequent subgraph mining counts the number of occurrences of a given subgraph in a collection of graphs. A subgraph is considered frequent if it occurs more than a user-specified threshold. The problem has wide applications in bioinformatics and social network analysis. While mining subgraphs of interests is an attractive practical problem, privacy concerns arise when the collection of graphs contain sensitive information of individuals.

The first differentially private subgraph mining mechanism is in [124], which employed the exponential mechanism to release the top k frequent subgraphs. The main challenge of applying the exponential mechanism directly to obtain frequent subgraphs is calculating the normalizing constant in the probability function, because it is infeasible to enumerate the output space. For this reason, they used the Metropolis-Hasting algorithm to sample frequent subgraphs on a Markov chain, in which each chain node is a subgraph and each chain edge represents an operation, which is one of edge addition, deletion and node addition. The proposed mechanism is shown to be ϵ -differentially private if the Markov chain converges to a stationary distribution.

Another differentially private frequent subgraph mining mechanism that relies on the conditional exponential mechanism was presented in [148]. It returns frequent subgraphs with a different number of edges up to a maximal number. To release private subgraph counts, they added Laplace noise that is calculated using a lattice-based method to reduce the noise magnitude. Since subgraphs with m edges can be obtained from subgraphs with $m - 1$ edges by adding one edge, this subgraph inclusion property can be used to create a lattice in which each lattice point is a subgraph. This lattice partitions a collection of graphs into mutually disjoint subsets based on lattice

paths of the frequent subgraphs. The method eliminates irrelevant graphs from the domain, which has the effect of reducing the sensitivity of subgraph-counting queries and consequently requires less noise to achieve differential privacy.

3.2.5.2 *Subgraph Discovery*

Kearns et al. [68] provides a different privacy model over social network data to allow data analysts to identify a targeted group of individuals in a graph, and the model is of particular interest in domains like criminal intelligence and healthcare. In particular, the proposed model provides privacy guarantees for individuals that do not belong to the targeted group of interest. To achieve that, the authors introduced a graph-search algorithm that is based on a general notion of the proximity statistics of an individual, which measures how close a given individual is to the targeted set of individuals in the graph, based on connected components. The proposed algorithm performs an iterative search over the graph for finding k targeted disjoint connected components. In each iteration, the algorithm starts from a given node v and finds the set of all nodes that are part of the same connected component as v . The algorithm ensures the search for a new component is modified via randomization, which follows node differential privacy by sampling noise from the Laplace distribution. The privacy cost of the algorithm increases with the number of targeted disjoint connected components (subgraphs defined on targeted individuals), and not with the total number of nodes examined. Thus, the privacy cost can be small if the targeted individuals appear only in a small number of connected components in the graph.

3.2.5.3 *Clustering*

Pinot et al. [104] recently proposed a method that combines a sanitizing mechanism (such as exponential mechanism) with a minimum spanning tree based clustering algorithm. Using the edge-weight differential privacy described above, their approach provides an accurate method for nodes clustering in a graph while preserving the privacy of sensitive information contained in the edge weights. The proposed algorithm is able to recover arbitrarily shaped clusters based on the release of a private approximate minimum spanning tree of the graph, by performing cuts iteratively to reveal the clusters. At every iteration, it uses the exponential mechanism to find the next edge to be added to the current tree topology while keeping the weights private, which provides a trade-off between the degree of privacy and the accuracy of the clustering result.

3.2.5.4 *Graph Embedding*

Graph-embedding is a relatively new graph-analysis paradigm that encodes the vertices of a graph into a low dimensional vector space in a way that captures the structure of the graph. [147] investigated the use of matrix factorization to achieve differential privacy in graph embedding. The application of Laplace and exponential mechanisms can incur high utility loss in existing random-walk-based embedding techniques because of the large number of edge sampling required and the sensitivity of stochastic gradients. In their proposed approach, the objective function of matrix factorization is perturbed to achieve differential privacy of the learned embedding representations. However, to bound the global sensitivity of the target non-private function, the proposed approach requires complex analytic calculations that scale poorly. Following [147], [153] proposed to use a Lipschitz condition [109] on the objective function of matrix factorization and a gradient clipping strategy to bound the global sensitivity, with composite noise added in the gradient descent to guarantee privacy while enhancing the utility.

4 Private Graph Releases

Besides answering graph queries privately, the other popular way of protecting sensitive information in graph databases is by generating synthetic graphs similar to the original ones. The major advantage of this class of methods is that they are independent of graph queries and hence can be released to answer any subsequent graph questions with low or no risks of privacy leakage. Recent works in [18, 151] proposed generic strategies for evaluating the utility and privacy trade-off in synthetic graphs to give guidance on how existing private mechanisms perform. In general, a private graph release mechanism can be evaluated on a variety of graph statistics to reflect its reconstruction accuracy from different perspectives. Such evaluations can be compared with other private mechanisms for superiority or non-private graph-generation mechanisms to determine the impact on utility under different privacy settings.

This section surveys the main approaches that have been proposed for releasing synthetic graphs. Section 4.1 touches on non-provable methods and refers readers to a few existing survey papers in that area. Our focus is principally on provable methods, which are discussed in detail in Section 4.2.

4.1 Synthetic Graphs with No Provable Privacy Guarantee

There have been numerous studies on how to release a synthetic graph that is a close approximation to the original graph, but such studies make it difficult for anyone who wants to reconstruct the original graph or identify individuals in it. If one does not need any guarantee of the level of protection on the generated synthetic graphs, there are plenty of options for doing so, ranging from edge/vertex perturbation-based to sampling-based to generalization-based techniques and so on.

The main problem with these methods is that they do not provide any mathematical guarantees of privacy. Take, as an example, k -anonymized graphs. In a k -anonymized database, each record is indistinguishable from at least $k - 1$ other records with respect to certain identifying attributes [118, 134]. A k -anonymized database can have major privacy problems due to a lack of diversity of sensitive attributes. In particular, the degree of privacy protection does not depend on the size of the quasi-identifier attribute set, but is rather determined by the number of distinct sensitive values associated with each quasi-identifier attribute set [85]. Second, attackers often have background knowledge, and k -anonymity does not guarantee privacy against background knowledge attacks [85]. For more details and the milestone works that have been done in this line of research, the interested readers can read these surveys [19, 20, 73, 145].

4.2 Synthetic Graphs with Provable Privacy Guarantee

Anonymization-based synthetic graph releases like those described in Section 4.1 need to know the amount of external information adversaries have about sensitive databases. Since it is difficult to anticipate an adversary's background knowledge in practice, such anonymization-based techniques provide no provable guarantee of privacy protection against privacy attacks. For this reason, researchers started working on provably private graph releases, in particular those using differential privacy techniques. It is worth mentioning that all the private graph releasing mechanisms that are reviewed next are in the edge differential privacy framework.

4.2.1 Generative Graph Models

Before privacy was addressed in public graph databases, researchers had been working on generative graph models to replicate an underlying unknown data-generating process. These models usually have parameters that can be estimated from a given class of graphs. An obvious way

to synthesize a graph with a differential privacy guarantee is to ensure the parameters of such generative models are estimated under differential privacy. For this reason, there is a close connection between private query-answering mechanisms and private synthetic-graph generation mechanisms.

One of the first mechanisms of this type is *Pygmalion* [117]. In *Pygmalion* a dK -graph model [86] was used, which captured the number of connected k -node subgraphs with different degree combinations into statistics called dK -series. To ensure privacy, the dK -series were sorted and partitioned into disjoint unions of *close* sub-series, each of which was then made private by the Laplace mechanism. A further noise reduction to the entire series was followed by the constraint inference method [47]. *Pygmalion* was built on dK -2 but can be extended to a larger k if consistent graphs can be efficiently generated. *Pygmalion* was applied to three real graphs with tens to hundreds of thousands of nodes and tested under some popular graph metrics (e.g., degree distribution, assortativity, graph diameter, etc.) and two application-level tasks, spam filter and influencer identification. It showed limited impact on the generated synthetic graphs across a range of privacy budgets when compared with its non-private alternatives.

Wang and Wu [139] subsequently introduced an improvement to the utility of the dK -graph model method by adding Laplace noise proportional to smooth sensitivity (Equation 4). The test subjects, i.e., dK -1 and dK -2 based mechanisms, outperformed a non-private *stochastic Kronecker graph* (SKG) based generator on four real networks as demonstrated in [139]. Although dk -2 has higher utility than dk -1, it appears it is only superior for very large, and impractical, privacy budgets. A more recent work in [54] reduced the noise magnitude by adding a microaggregation step to the dK -series before adding Laplace noise. In that work, the microaggregation step partitioned dk -series into clusters of similar series and replaced each cluster with a cluster prototype. The aggregated series hence has lower sensitivity.

Mir and Wright [90] uses an SKG model [77] that recursively creates self-similar graphs by using Kronecker product of the adjacent matrix of an initiator graph to itself. The adjacency matrix entries of an initiator graph are the SKG model parameters that can be estimated from a given graph. The authors in [90] chose four different subgraph counts – edges, triangles, 2-stars, 3-stars – as the SKG parameters following [40]. The number of triangles was calculated using smooth-sensitivity-based Laplace noise. The other three subgraphs were counted from a private degree sequence produced by the constraint inference algorithm [47]. The test results of the private SKG based mechanism demonstrated that the produced synthetic graphs were comparable in terms of various graph statistics with outputs from two non-private SKG models.

A somewhat different approach in [146] utilizes the *Hierarchical Random Graph* (HRG) model [24] to encode a network in terms of its edge probabilities. An HRG model of a given graph consists of a dendrogram and the associated probabilities. The dendrogram is a rooted binary tree, where each leaf node corresponds to a node in the given graph and each internal node has an associated probability. The probability that two nodes are connected in the original graph is captured by the probability of their lowest common ancestor in the dendrogram. To select a good dendrogram, [146] employed a *Markov chain Monte Carlo* method (MCMC) to sample through the space by varying the subtree rooted at a randomly picked internal node from the dendrogram. This step also ensures dendrogram privacy as MCMC played a similar role as the exponential mechanism. The associated probabilities were released by choosing between the Laplace mechanism or a random estimation by the Erdős-Rényi model, depending on whether or not the Laplace noise is too large to guarantee any utility. The HRG-based mechanism was tested on four real networks and showed superior performance over the dK -2-based mechanism [139] and a spectral method [140].

A mechanism that releases private graphs with node attributes is [61], which is based on the *Attributed Graph Model* (AGM)[102]. AGM has three classes of model parameters, each of which can

be privately estimated. First, node attribute parameters were estimated using counting queries with the Laplace mechanism due to their low sensitivity. Second, attribute-edge correlation parameters were also estimated using counting queries, but since these queries have high global sensitivity, a solution is to apply a projection [11] from the given graph to a graph with a bounded maximum degree and then answer queries using the projected graph. Third, edge-generation parameters were modeled by a generative model, called *TriCycLe*, which simulated the degree sequence and clustering coefficients. This model was used with two parameters, the degree sequence and triangle count, both of which were then privately estimated by methods from [47] and [152], respectively.

4.2.2 Graph Matrix Perturbations

Besides generative graph models, another approach is to release private approximations of the original adjacency and Laplacian matrices using matrix perturbation strategies.

In [140], two mechanisms were proposed to release the largest k eigenvalues $\{\lambda_1, \dots, \lambda_k\}$ and eigenvectors $\{u_1, \dots, u_k\}$ of an adjacency matrix, which can be turned into a lower rank adjacency matrix by $M_A^k = \sum_{i=1}^k \lambda_i u_i u_i^T$. The first mechanism directly adds Laplace noise to the top k eigen pairs in proportion to their global sensitivity. The second mechanism is based on a Gibbs sampler proposed in [50] to sample the largest k eigenvectors from the matrix *Bingham-von Mises-Fisher* (BMF) distribution, which is a probability distribution over orthonormal matrices, such as the eigenvector matrix. The two mechanisms were compared on a real network with the first mechanism outperforming the second in almost all experimental settings.

Another method that releases the adjacency matrix of a graph is in [22], which focused on private graph generation for correlated graph databases in which the existence of an edge may be correlated with the existence of some other edges. A solution is to introduce an extra correlation parameter k that controls the maximum number of correlated edges and evenly split the privacy budget ϵ to ϵ/k . This setting is consistent with the k -edge differential privacy framework [47], but the latter is about group differential privacy whereas edge correlation was not mentioned. Once the privacy budget is evenly split, adjacency matrices were sanitized as if they were not correlated. The adjacency matrix perturbation process contains node relabeling, dense region discovering and edge reconstruction using the exponential mechanism. The purpose of the first two steps is to form and find high density regions in the adjacency matrix for a reconstruction. This is because denser or sparser regions can be reconstructed with higher accuracy as explained in [43]. Each of these three steps receives a portion of ϵ/k as its privacy budget. The proposed *density-based exploration and reconstruction* (DER) mechanism was compared with a simple Laplace mechanism and a variation of DER random edge reconstruction and outperformed the other two in all test cases.

A drawback of the HRG [146] and the DER [22] based mechanisms is their quadratic running time in the number of nodes. A more efficient matrix perturbation mechanism is *Top-m Filter* (*TmF*) [96], which runs linearly in the number of edges. It starts by adding Laplace noise to each cell in the adjacency matrix, then only chooses the top noisy cells as edges in the perturbed matrix.

Brunet et al. [17] worked on releasing private adjacency matrices for weighted directed graphs and defined neighboring graphs differently from that of edge and node differential privacy. The work employed the Laplace mechanism for adding noise to entries of adjacency matrices, but according to sensitivity within blocks of entries, because some edge weights are less sensitive than others and hence should be dealt with differently. The authors proposed an automated method for partitioning the matrix entries if no prior knowledge of the graph is known.

Although not intended to deal with graph databases, some earlier works on publishing low-rank private approximations of given matrices (that contain sensitive information about individuals)

could too be thought as ways of publishing sanitized adjacency or Laplacian matrices. This line of work started with [12] that is based on the connection between singular value decomposition and eigen decomposition of matrices. More precisely, given a matrix M_A , they used the top k eigenvalues of a perturbed matrix $M_A \cdot M_A^T$ with carefully calculated Gaussian noise to privately approximate M_A . The truncated eigenvalues can then be used to obtain a rank- k approximation of the original matrix. A subsequent work that improved the utility of the approximated low-rank matrices is in [45], but that is inapplicable to deal with graph databases due to the unbalanced dimension constraint on the input matrices to satisfy a low-coherent assumption. Although proved under the assumption that the input matrices are symmetric and positive semidefinite, the work in [62] can be generalized to symmetric matrices and still improves the quality of the released low-rank matrices under ϵ -differential privacy. The strategy is to use the exponential mechanism to sample a rank-1 approximation of the given matrix M_A with the utility function being proportional to $\exp(z^T \cdot M_A \cdot z)$, hence this requires M_A to be positive semidefinite. This step is repeated k times and the sampled rank-1 vector v_i is accumulated in the form $v_i^T \cdot M_A \cdot v_i + \text{Lap}(\frac{k}{\epsilon})$ to get a final rank- k approximation of M_A privately.

4.2.3 Distributed Private Graph Release

The research work we discussed in earlier sections require a data publisher to know the whole input graph to apply differential privacy to release a synthetic graph. As we discussed in Section 3.2.4, local differential privacy (LDP) can be used to protect sensitive information of individuals from an untrustworthy data curator [65]. In this setting, each data source locally perturbs sensitive data before sending them to the data curator to construct a representative graph.

The first of LDP based private synthetic graph generation techniques, known as *LDPGen*, was proposed by Qin et al. [108], which is a clustering based method that groups nodes with similar degree vectors into the same cluster. Inter and intra-cluster edges can then be generated to get a private synthetic graph. More specifically, the clustering step starts with a random node clustering. Each node u then shares a noisy degree vector $(\tilde{\sigma}_1^u, \dots, \tilde{\sigma}_{k_0}^u)$ under the current clustering scheme, where σ_1^u is the degree of u in the first cluster. The degree vector is made private by each individual to satisfy local differential privacy. The data curator updates the clustering scheme once all noisy degree vectors are received. The updated clustering scheme is communicated back to all individuals for refinement of their private degree vectors, who then share with the data curator again for a further update of the current clustering scheme. *LDPGen* was compared against two simpler mechanisms proposed in [108] and was shown to be capable of generating synthetic graphs with high utility under different use cases, such as community discovery.

Gao et al. [37] applied LDP for generating a synthetic graph with a perturbed graph structure compared to the original graph while preserving the structural utility as much as possible. To generate the synthetic graph, the authors first split the original graph G into multiple subgraphs. From these subgraphs, a set of subgraphs without any mutual influence are carefully chosen to be sanitized. The *hierarchical random graph* (HRG) model [24] is deployed to capture the local features from each of the selected subgraphs. LDP is then introduced into each HRG such that the corresponding subgraph in G is regenerated according to the sanitized HRG, and the updated graph G is finally published. The local noise introduced on each HRG allows preserving more structural information compared to applying global differential privacy on the original graph which produces synthetic graphs that are more closely matched with the original graph, thus achieving high utility.

4.2.4 Iterative Refinement

Some strategies iteratively look for the best synthesized graph database that is both private and close to the original one under the guidance of an objective function. For example, Gupta et al. [43]’s IDC mechanism iteratively removes bad approximated graphs until a good candidate is found. In [43], the graph database consists of the weighted edges between pairs of nodes and the synthetic graph-release mechanism for linear queries (including cut queries) is built upon the Laplace mechanism to add noise to edge weights, but with an additional linear programming step that solves for a close approximation where weights are restricted to $[0, 1]$ to remove negative edge weights. Proserpio et al. [106, 107]’s MCMC-based mechanism starts from a random graph generated from a differentially private degree sequence then searches for an optimal graph with edge swapping operations to better fit the weighted Privacy Integrated Query (wPINQ) measurements, but in a way that remains consistent with the given private degree sequence.

5 Beyond Differential Privacy: Limitations and Alternatives

As we have seen throughout this paper, differential privacy is by far the most popular framework for analyzing and designing provably private graph data release algorithms. In this section, we discuss some known limitations of the differential privacy framework, especially as applied to graph data, and describe the Pufferfish Privacy framework [70, 71] as a more general framework to consider the semantics of private graph data release.

5.1 Differential Privacy on Correlated Data

Kifer and Machanavajjhala [69] studied differential privacy on correlated data, where the authors made the first observation that correlation among records in a database can affect the privacy guarantees of Differential Privacy mechanisms. In particular, they pointed out that the real-world concept of privacy often cannot be modeled properly using only the existence or otherwise of an entity’s record in the data, but needs to take into account the *participation* or otherwise of an entity in the data-generating process. To illustrate this, the authors gave examples of social network data where, given two graphs G_1 and G_2 that differ only in one edge and a randomized algorithm that evolves G_1 into G'_1 and G_2 into G'_2 using a common model like the Forest Fire model [78], the query on the number of edges between two communities in the evolved graph, at best, cannot be answered in a differentially private way with sufficient utility and, at worst, is answered in a way vulnerable to attacks because the underlying privacy issue is modeled incorrectly as a single edge difference between G'_1 and G'_2 instead of that on G_1 and G_2 . The basic observation is that path dependency in a graph-evolution model like Forest Fire results in correlated data in G'_1 and G'_2 that allow their origins G_1 and G_2 to be easily distinguished.

More generally it is claimed in [69] that under almost any reasonable formalization, the assumption that evidence of participation can be encapsulated by exactly one record is implied by the assumption that all the records are generated independently, although not necessarily from the same distribution. This is subsequently formally proved in [71]. From that perspective, the applicability of Differential Privacy is limited by that independence assumption. This is a serious limitation because real-world databases, especially graph databases, are often complex and exhibit strong correlations between records. These correlations between records exist due to behavioral, social, or genetic relationships between users [82, 154]. For example, in social network data, it is highly likely that the locations of friends exhibit strong correlations since they tend to visit the same places. Many other examples can be found in the literature [154].

Following the theoretical work in [69], Liu et al. [82] used an inference attack to demonstrate the vulnerability of applying differential privacy mechanisms on correlated graph data. The authors

used social network data sets to demonstrate the feasibility of their attack. In their experiments they showed that an adversary can infer sensitive information about a user from private query outputs by exploiting her social relationships with other users that share similar interests. Such social and behavioral correlations between users have also been used to perform de-anonymization attacks on released statistical databases [130].

Similar to [82], Almadhoun et al. [7] showed that an adversary has the ability to infer information about an individual in a statistical genomic database using the information of their related other household members, such as inferring the susceptibility of an individual to a contagious disease by using the correlation between genomes of family members.

Dependent Differential Privacy

To overcome inference attack by adversaries who have prior information about the probabilistic dependence between records in a statistical database, Liu et al. [82] suggested the notion of *Dependent Differential Privacy* (DDP) that considers correlations between records in a database. The authors introduced the novel concept of *dependence coefficient* that quantifies the level of correlation between two records. Summing the dependence coefficients between a record and all other records correlated with it, we can get a quantification of how changes in each record can affect other related records in a database. The maximum dependence coefficient allows a user to calculate the dependent sensitivity for answering the query over a correlated data set. Thus, this sensitivity measure can then be used to instantiate the Laplace mechanism to achieve privacy while minimizing noise. However, in practice, the effectiveness of the DDP framework on tabular data is limited by how well the correlation among data can be modeled and computed accurately, which is a challenging problem in itself.

In contrast, graphs show correlations that are inherent among nodes as relationships between nodes represent how the nodes are connected. Assuming each node has a degree of m , a modification of an attribute value of a node potentially causes changes in at most $m - 1$ other nodes due to the probabilistic dependence relationships between nodes. Thus, in an application where graph databases are used the dependence coefficient measure can be used to quantify the amount of noise that needs to be added to each query answer considering the nodes and their surrounding neighbors in the graph. Zhao et al. [154] utilized probabilistic graphical models to explicitly represent the dependency between records and showed how the structure of correlated data can be carefully exploited to introduce noise into query responses to achieve higher utility.

Group Differential Privacy

A privacy scheme, known as *group differential privacy*, has been introduced by Palanisamy et al. [100] which extends the definition of differential privacy by [34] to participation of entire groups of correlated individuals in adjacent data sets. In [100] the group privacy requirements of individuals in bipartite association graphs, where aggregate information about groups of individuals may be sensitive, are explored. Assuming a data set D_1 and D_2 which differ by at most one group of individuals $g_i \in \mathcal{G}$, where \mathcal{G} is the set of all non-overlapping groups and each $D_j = \cup_i g_i$, a privacy mechanism \mathcal{M} is said to be ϵ -group differentially private if, for all possible results $O \subseteq \text{range}(\mathcal{M})$,

$$\Pr[\mathcal{M}(D_1) = O] \leq e^{k\epsilon} \Pr[\mathcal{M}(D_2) = O]$$

where k is the group size and $\|D_1 - D_2\|_1 \leq k$.

According to [100], group differential privacy protects sensitive aggregate information about groups of records using higher noise injection and perturbation. When records of a data set are grouped into larger groups, the transformed data set will provide coarser aggregate information and the privacy offered by group differential privacy will be stronger. However, in the context of

graph data to achieve group differential privacy one would need to add noise proportional to the size of the largest connected component in the graph. This makes group differential privacy less applicable to graph data which results in a high loss of utility if the nodes in a graph have a high degree of connections, such as in social networks.

5.2 Pufferfish Privacy

The above discussed works on correlated data have led to further studies on generalizing differential privacy as a framework that can be customized to the needs of a given application. We now discuss one such framework called *Pufferfish* [71] that makes it easier to generate new privacy definitions with rigorous statistical guarantees about the leakage of sensitive information. Following the notion of Pufferfish, several classes of privacy definitions have recently been proposed, including Blowfish [49], Dependent Differential Privacy [82], and Bayesian Differential Privacy [149].

The Pufferfish framework is defined by the following components: a set \mathcal{S} of potential secrets, a set $\mathcal{S}_{\text{pairs}} \subseteq \mathcal{S} \times \mathcal{S}$ of mutually exclusive pairs of secrets to be protected, and a set \mathcal{D} of data-generation processes. The set \mathcal{S} serves as an explicit specification of what we would like to protect, for example, the record of an entity x is/is not in the database. The set $\mathcal{S}_{\text{pairs}}$ represents all the pairs of secrets that should remain indistinguishable from each other given the query response. Finally, \mathcal{D} represents a set of assumptions about how the data evolved (or were generated) that reflects the adversary's belief about the data, for example probability distributions, variable correlations, and so on. These ideas are formalized in the following definition.

Definition 5.1 ([71]). Given \mathcal{S} , $\mathcal{S}_{\text{pairs}}$, \mathcal{D} , and a privacy parameter $\epsilon > 0$, a randomized algorithm \mathcal{M} satisfies ϵ -PufferFish(\mathcal{S} , $\mathcal{S}_{\text{pairs}}$, \mathcal{D}) privacy if $\forall \mathcal{O} \in \text{range}(\mathcal{M})$, $\forall (s_i, s_j) \in \mathcal{S}_{\text{pairs}}$, $\forall \theta \in \mathcal{D}$, and for each data set D that can be generated from θ , we have

$$\Pr[\mathcal{M}(D) = \mathcal{O} \mid s_i, \theta] \leq e^\epsilon \Pr[\mathcal{M}(D) = \mathcal{O} \mid s_j, \theta] \quad (6)$$

$$\Pr[\mathcal{M}(D) = \mathcal{O} \mid s_j, \theta] \leq e^\epsilon \Pr[\mathcal{M}(D) = \mathcal{O} \mid s_i, \theta], \quad (7)$$

where the probabilities are taken over the randomness in θ and \mathcal{M} .

One can show that the inequalities (6) and (7) are equivalent to the following condition on the odds ratio of s_i and s_j before and after seeing the query output \mathcal{O} :

$$e^{-\epsilon} \leq \frac{\Pr[s_i \mid \mathcal{M}(D) = \mathcal{O}, \theta] / \Pr[s_j \mid \mathcal{M}(D) = \mathcal{O}, \theta]}{\Pr[s_i \mid \theta] / \Pr[s_j \mid \theta]} \leq e^\epsilon. \quad (8)$$

Recall that in the Pufferfish framework, each probability distribution $\theta \in \mathcal{D}$ corresponds to an attacker's probabilistic beliefs and background knowledge. Thus, for small values of ϵ , Equation 8 denotes that observing the query output \mathcal{O} provides little to no information gain to attackers θ who are trying to infer whether s_i or s_j is true. When we assume each record in the database is independent of one another such that no correlation exists, then the privacy definition of Pufferfish is the same as the privacy definition of ϵ -differential privacy.

To the best of our knowledge, there is only one known algorithm for Pufferfish privacy. Song et al. [126] proposed the Wasserstein mechanism, the first technique that applies to any instantiation of Pufferfish and is a generalization of the Laplace mechanism for differential privacy. Song et al. [126] have proven that the Wasserstein Mechanism will always add less noise than group differential privacy which makes Pufferfish privacy related techniques more applicable to graph data.

For example, let us assume a connected graph $G = (V, E)$ where each node $v \in V$ represents an individual and each edge $(v_i, v_j) \in E$ represents the relationship between two individuals. The set of edges can be interpreted as values in the domain that an adversary must not distinguish

between; i.e., the set of discriminative secrets is $S_{pairs}^G = \{(s_{v_i}, s_{v_j}) : \forall (v_i, v_j) \in E\}$. Following Definition 5.1, one can add Laplacian noise equal to (O/ϵ) to achieve ϵ -Pufferfish($V \times V, S_{pairs}^G, G$) privacy for any $V' \subseteq V$, where w is the average size of a connected component in G . In contrast, group differential privacy would add Laplacian noise equal to (n/ϵ) where n is the size of the largest connected component in G that can result in worst utility if n is large.

5.3 Other Provable Privacy Definitions

A similar notion to Pufferfish privacy, known as Inferential Privacy, was proposed by Ghosh and Kleinberg [39]. They designed some privacy mechanisms by modeling correlated data as a Markov Chain, and their mechanisms add noise proportional to a parameter that measures the correlation. Their mechanisms are less general than the Wasserstein Mechanism [126], but are applicable to a broader class of models than the Markov quilt mechanisms that measure the difference between an adversary's belief about sensitive inferences before and after observing released data.

Rastogi et al. [110] proposed Adversarial Privacy, a privacy notion weaker than Differential Privacy, that can give higher utility when querying social networks under certain assumptions. Adversarial privacy is achieved in graph queries if the prior and posterior of a data point after seeing the query output is almost indistinguishable. In the paper, the authors restricted adversaries' prior distributions to a special class of distributions and proved that under such conditions, adversarial privacy is equivalent to ϵ -indistinguishability, a generalization of ϵ -differential privacy, in the sense that neighboring data sets D_1 and D_2 satisfy either $|D_1| = |D_2| = n$ and $|D_1 \oplus D_2| = 2$ or $|D_1| = |D_2| + 1$ and $D_2 \subsetneq D_1$. It is stated in Rastogi et al. [110] that adversarial privacy can be applied to stable queries, such as subgraph counting queries.

Compared to the above, Gehrke et al. [38] proposed a stronger privacy definition, Zero-Knowledge Privacy, to protect individual privacy where differential privacy may fail. They argued that the standard concept of differential privacy may not protect individual privacy in some social networks, where specific auxiliary information about an individual may be known. Given an adversary who has access to a mechanism that runs on a database, Zero-Knowledge Privacy says that the outputs gained by an adversary with or without accessing the mechanism with aggregated information will be similar. The choice of aggregate information is sensitive to the privacy concept. Gehrke et al. proposed the use of aggregate information from any computation on a subset of randomly chosen k samples from the given database with an individual's record concealed. With this setting, Zero-Knowledge Privacy satisfies composition and group privacy just as differential privacy does.

Gehrke et al. [38] extended Zero-Knowledge Privacy to graph databases with three modifications. The first is a concept of graph privacy that is consistent with node differential privacy. The second is a sensitivity measure similar to global sensitivity [33] but which ranges over all pairs of graphs that are identical after removing a node. Third, aggregate information is still obtained from computation on random samples but not allowed to reveal the full connectivity of a graph. In particular, aggregate information can be obtained from randomly sampled nodes with either a limited number of direct neighbors or all k -hop neighbors with a smaller k . Using this extended formulation, Gehrke et al. [38] proved Zero-Knowledge Privacy for the average-degree query and graph-edit-distance queries (in terms of edge addition and deletion), as well as boolean queries like whether a graph is connected, Eulerian, or acyclic. The privacy of all these queries was shown on graphs with bounded degrees.

6 Application Domains and Example Use Cases

The previous sections provided a comprehensive but domain-agnostic description and classification of mechanisms to release graph data and answer graph queries with enhanced privacy. In

contrast, this section discusses these same mechanisms in the context of domain applications and industry sectors where the corresponding private graph analytics are used in practice to provide values. Table 3 summarizes the examples of application domains discussed in this section and the related surveyed contributions.

| Application Domains | Example Graph Analytics (private and non-private) |
|---------------------|---|
| Social Networks | [55, 58, 94, 110, 136, 155] |
| Financial Services | [20, 21, 47, 64, 68, 105, 107, 112, 124, 128, 142, 148] |
| Supply Chains | [42, 95, 111, 127, 135, 138] |
| Energy | [5, 26, 31, 48, 52, 75, 119] |
| Health | [29, 30, 70, 72, 79, 92, 99, 100, 103, 132] |

Table 3. Example of Application Domains of Graph Analytics with some Related Surveyed Contributions.

6.1 Social Networks and Related Services

Over the past few decades, social networks have become a global platform for individuals to build connections among themselves. Such social platforms allow third party businesses and their advertising partners to access an unprecedented level of information, which can be used to reach potential customers, or for better social targeting [74]. However, the sensitive information of individuals contained in social networks could be leaked due to insecure data sharing [2]. For example, in early 2018, it was reported that up to 87 million Facebook users' personal information and their social relationships might have been shared with a political consulting company, Cambridge Analytica, without individuals authorizations [55]. Differentially private techniques can be used to ensure the privacy of individuals is preserved when social network data is queried or published [94, 110, 155].

Community detection is a core requirement in social network data analysis to mine complex topologies and understand the relationships and interactions between individuals [136]. In practical applications, community detection is usually conducted by third-party agents (such as data analyst, product provider or research organization) for different purposes, which could potentially result in significant privacy breaches [55]. Ji et al. [58] proposed an algorithm to protect the privacy of both network topology and node attributes in community detection in social networks. Specifically, they formulated community detection as a maximum log-likelihood problem that is decomposed into a set of convex sub-problems, which consider the relationships and attributes of one individual in the network. To achieve differential privacy, the algorithm adds generated noises to the objective function of these subproblems, which protect the privacy of individuals and their connections.

6.2 Financial Services

The financial sector is one of the earliest to embrace the *Big Data* revolution of the past decades [129]. While initial applications focused on extracting insights on internal data within a single organization to provide added benefits to their stakeholders and customers, more recent applications aim at data across businesses, types of institutions, and countries, to produce even more significant utility and financial benefits. Graph analytics are the natural tools to derive knowledge from the networks of data points, which arise when combining diverse data sets from multiple sources.

The financial sector has been forecast to spend more than \$9 billion annually to combat fraud [133]. Several graph-based techniques have been proposed and surveyed to tackle this challenge [105, 142]. However, they often do not consider the privacy and confidentiality issues that constrain the sharing of data between different financial organizations. Many of the surveyed works in this paper provides privacy-enhanced alternatives to these graph-based techniques. For example, some methods exploit the density of groups of nodes and their interconnections [21]. Such information

can be obtained through provably private degree sequences, as described in the surveyed contributions [47, 64, 107].

Modeling consumer behaviors in financial services is another application of graph analytics in the finance sector. Such knowledge allows businesses such as banks and insurers to better understand their customers, leading to tailored products and services [1]. Identifying and characterizing patterns or sub-graphs in financial graph data is one of the families of techniques to achieve such models of consumer behaviors [20, 112]. Several provably private methods were previously described in Section 3.2.5 to allow such pattern mining [68, 124, 128, 148].

6.3 Supply Chain

Supply chains are fundamentally graphs. Indeed, regardless of the sector, they capture participants (e.g., food producer, manufacturer, transporter, retailer, etc.) and their relationships (e.g., transactions, raw material supply/delivery, subcontracting services, etc), which form the nodes and edges of the corresponding graphs. Thus it is not surprising that various graph analytics have been applied to different types of supply chains for many purposes.

Resilience is one of the main challenges in critical supply chains, and several graph analytics contributions focused on addressing this concern. For example, adjacency matrices can be used to identify and update the weakest parts in a given chain to increase its robustness [138]. Specific graph models were proposed to also assess and increase structural redundancy in supply chains [135]. One example of such novel models defined a supply chain resilience index (SCRI) to quantify resilience based on major structural enablers in the graph and their interrelationships [127]. In another example, an approach based on node-degree was proposed to evaluate the resilience of different Australian-based supply chains (e.g., lobster and prawn fisheries, iron ore mining) [135].

Optimization is another applied area of graph analytics in supply chain. In some real-world use cases, the graph analytics provided by the Neo4J tool have been used to lower response time in product quality management where several suppliers are involved [95], and to lower cost and complexity in inventory, payment and delivery management [111]. In the context of manufacturing supply chains, graph analytics were used to build cost functions and algorithms to optimize the reconfiguration of a supply chain in order to lower overall manufacturing costs [42].

6.4 Energy

The energy sector is another area where graph modeling has been applied extensively [31, 75, 119], with nodes being the components of both the transmission and distribution grids, and edges representing their physical connections and the flow of electricity between them.

Similar to the supply chain application, fault tolerance and resilience is one of the main challenges in this sector, and several graph analytic methods have been proposed to address this. For example, Albert et al. [5] modeled the North American power infrastructure as a graph and used several graph metrics such as node degree distribution, node betweenness centrality, and edge range to characterize its resilience when faced with simulated failures (e.g., transient removal of nodes or edges). In another example, He and Zhang [48] proposed a dependency graph approach coupled with a decentralized algorithm to allow the detection and localization of faults in transmission grids. More recently, Hooi et al. [52] defined several *detectors* based on graph metrics and an algorithm to detect anomalies (e.g., transmission line failure) in a sensor-monitored power grid.

Reducing cost is another challenge for power grids and several contributions have used graph analytics to tackle that. For example, Cotilla-Sanchez et al. [26] proposed a novel method using both graph partitioning and evolutionary algorithm to identify coherent subgraphs in a grid, which optimize a multi-attribute objective. These partitions are then used in the planning and management of the grid (e.g., pricing, operation complexity, etc.), leading to increased efficiency and reduced

costs. Another recent contribution [31] proposed a novel generative model to produce graphs that simulates large power grids such as that of Western U.S.A.. It further uses several graph metrics (e.g., eigenvalues of adjacency matrix, betweenness centrality, diameter) to validate the models against real grids. These realistic models can then be used to test cost reduction scenarios. Finally, in addition to the aforementioned anomaly detection application, Hooi et al. [52] further extends its graph-based approach to compute the optimal placement of sensors in a power grid to maximize detection probability at a lower cost.

6.5 Health

With the recent global pandemic of the novel coronavirus disease 2019 (COVID-19), the healthcare industry has been focusing on the development of various systems that can mine insights from healthcare data to enable prolonged health through proper diagnoses, predictions, and treatments [6]. The use of graph analytics enables researchers to effectively and efficiently process large, connected graph databases in a way that is not possible using traditional methods. However, due to the highly sensitive nature of patient data, healthcare data requires strong privacy guarantees before it can be released or used in healthcare applications.

Differential privacy has been proposed as a possible model to protect health data as it allows the release of healthcare data ensuring sufficient privacy against possible privacy attacks [103]. For example, as we reviewed in Section 3.2.2, node differential privacy can be applied to select nodes in a patient graph to detect outbreaks of diseases [79]. Next, we discuss a few application areas where graph-based differential privacy techniques have been used in the healthcare domain.

Along with the development of internet-of-things (IoT) technologies, smart healthcare services that focus on disease prevention and improving health by continuously monitoring a person's health and providing real-time customized service are receiving significant attention. Such devices enable organizations to collect a vast amount of personal health data, which can be modeled using graph databases. However, such collected graph data needs to be properly anonymized using appropriate privacy techniques before they are used in data analytic processes as individuals can be re-identified by tracking and analyzing their health data [29].

Kim et al. [72] proposed a novel mechanism for releasing health data collected in wearable devices by leveraging local differential privacy. The proposed approach first identifies a small number of important data points from an entire data stream, perturbs these identified data points under local differential privacy, and then reports the perturbed data to a data analyst, instead of reporting all graph data. Compared to other approaches that release private graph data in the form of histograms, such as [30], local differential privacy based approaches provide significant improvement in utility while preserving privacy against possible attacks [7]. Further, the development of differentially private data analysis systems, such as GUPT [92], allow efficient allocation of different levels of privacy for different user queries following the smooth sensitivity principle [99], which guarantees an overall constant level of privacy and maximizing the utility of data.

However, a recent work by Suriyakumar et al. [132] analyzed different challenges present in healthcare data analysis. In their analysis, they argued different algorithms should be used to approximate the group influences to understand the privacy fairness trade-offs in graph data. Thus, as we discussed in Section 5, techniques such as group differential privacy [100] can potentially result in the high influence of the majority group in databases as opposed to minority groups, imposing asymmetric valuation of data by the analysis model. This requires novel privacy techniques, such as Pufferfish privacy [70], to be used in such clinical settings to make sure minority class memberships are used appropriately in data analysis models without compromising privacy.

7 Open Research Questions

In this section, we describe existing open-source differential privacy tools and discuss their limitations. We also introduce a novel differential privacy library that overcomes some of these limitations. Further, we discuss possible research directions that might be required in terms of graph queries that, for one reason or another, are difficult to make provably private.

7.1 Implementations

Despite the extensive literature devoted to graph differential privacy, there is a paucity of open source tools that implement these techniques. As such, it is frequently the case that researchers that want to use or extend these results will need to build their own tools to do so. In many cases, a differentially private release mechanism for graph statistics can be decomposed into two pieces: a computation step that produces exact query responses on an underlying graph and a perturbation step that adds noise to the exact query responses to achieve some level of differential privacy.

Computing the exact query responses involves working with the underlying graph data structure. There are many open source tools which provide efficient implementations of common graph algorithms. See, for example, [16], [28], [44], and [101]. In some cases, these algorithms can be used directly to compute the statistics of interest. In other cases, these algorithms are used to produce lower-sensitivity approximations to a query of interest. For example, in [66] network flows on graphs derived from the original graph are used to compute query responses on arbitrary graphs with sensitivity similar to that of the query restricted to graphs with bounded degree.

In this setting, the perturbation step amounts to a straight-forward application of the appropriate differentially private release mechanism. While many such release mechanisms are mathematically simple, creating secure implementations is fraught with peril. As with cryptographic libraries, it is important to consider issues such as secure random number generation and robustness with respect to various side-channel attacks. Furthermore, because many differentially private release mechanisms operate on real numbers, as opposed to integers or floating point numbers that can be represented exactly in a computer, naïve implementations of some mechanisms can be insecure. See for example [91]. There are a number of open-source differential privacy libraries, see for example [36], [51], [116], and [144]. These libraries vary widely in the kinds of functionality that they provide, the security guarantees that they can offer, and the performance that they can achieve. While most open-source libraries are sufficient for some tasks, e.g., research involving numerical simulations that are based on synthetic data, some may be insufficient for use in applications which will be used to protect real sensitive data.

We have produced reference implementations of some of the algorithms described in [66]² and [99]. These reference implementations use a new differential privacy library, RelM³, developed by one of the authors to perturb the data prior to release. RelM provides secure implementations of many of the differentially private release mechanisms described in [34].

In cases where the computation of differentially private query responses cannot be decomposed into separate computation and perturbation steps, the situation is grimmer. We are unaware of any libraries that provide such functionality and as such any efforts to use or extend these algorithms will require the use of bespoke tools.

7.2 Useful but Difficult Graph Statistics

Most of the graph statistics reviewed in Section 3 are related to subgraph queries and distribution queries. The former includes some common subgraphs such as triangle, k -triangle and k -star.

²Available at: <https://github.com/michaelpatrickpurcell/graph-dp>

³Code and documentation are available at <https://github.com/anusii/RelM>

The latter includes degree distribution/sequence and joint degree distribution. There are, however, many other graph statistics that are useful for understanding networks. One such class of metrics is centrality. There are different types of centrality metrics, all of which measure the *importance* or *influence* of a node to the rest of the network. For example, degree centrality (equivalently node degree) measures how influential a node could be by looking at its direct neighbors. Betweenness centrality measures the importance of a node by counting the number of shortest paths it appears in between all pairs of nodes in the network. Another class of metrics is connectivity. Again, there are several different metrics that measure the connectivity of a network from different perspectives. Assortativity measures how well nodes of similar types (e.g., degrees) connect to each other. Transitivity reflects to what extent edges in a path are transitive. For example, if x is a friend of y who is a friend of z , how likely is it for x and z to be friends?

Some of these metrics are high level statistics, meaning they are calculated based on lower level statistics such as degree, neighbor or shortest path. Hence, they are more difficult to be made private while still remaining useful due to their high sensitivity even changing a single edge on a graph. Research progress in private versions of such queries will significantly expand the application areas of private graph release mechanisms.

8 Conclusion

This paper provided a thorough survey of published methods for the provable privacy-preserving release of graph data. It proposes a classification to organize the existing contributions related to private graph data, and use it as a structure to provide comprehensive descriptions of existing mechanisms, analytics, and their application domains. At the top level, this survey differentiated between private release of graph statistics (i.e. response to queries) and private release of generated synthetic graph. Within each category, we discussed existing non-provable and provable contributions, with significant emphasis on the latter type. Such provably private mechanisms offer mathematical guarantees on formally defined privacy properties. In contrast, non-provable methods lack such strong theoretical assurance. Most provable techniques have been based on the concept of Differential Privacy (DP), which we briefly introduced in the context of graph data.

For private graph statistics release, this survey further explored different classes of methods, such as node DP, edge DP, local DP, with solid descriptions of numerous existing works. Similarly, several family of DP-based methods were studied for the private release of synthetic graphs, such as generative graph models, graph matrix perturbations, and iterative refinement. We then elucidated the limitations of DP as pertinent to graph data release, and discussed still provable alternatives to DP, such as Pufferfish privacy (and the related Wasserstein mechanism), Dependent DP, Adversarial Privacy, and Zero-Knowledge Privacy. We followed with a short review of several key application domains where the availability and use of private graph data analytics is critical (e.g. as social networks, financial service, supply chains, or health service sectors), with an emphasis on specific use-cases within each domain. Finally, this survey concluded on some open issues in the field of private graph analytics, such as the paucity of open source tools that implement the extensive amount of surveyed mechanisms, and the fact that a wide range of useful graph statistics do not have (yet) provably private counterparts (e.g. degree centrality), thus providing potential leads for future research in the area. This survey paper should benefit practitioners and researchers alike in the increasingly important area of private graph data release and analysis.

References

- [1] Beckett A., Hewer P., and Howcroft B. 2000. An exposition of consumer behaviour in the financial services industry. *International Journal of Bank Marketing* 18 (2000), 15–26.

- [2] Jemal H. Abawajy, Mohd Izuan Hafez Ninggal, and Tutut Herawan. 2016. Privacy Preserving Social Network Data Publication. *IEEE Communications Surveys & Tutorials* 18, 3 (2016), 1974–1997.
- [3] Charu C. Aggarwal and Haixun Wang (Eds.). 2010. *Managing and Mining Graph Data*. Advances in Database Systems, Vol. 40. Springer.
- [4] Faraz Ahmed, Alex X Liu, and Rong Jin. 2019. Publishing Social Network Graph Eigenspectrum With Privacy Guarantees. *IEEE Transactions on Network Science and Engineering* 7, 2 (2019), 892–906.
- [5] Reka Albert, Istvan Albert, and Gary Nakarado. 2004. Structural Vulnerability of the North American Power Grid. *Physical review. E, Statistical, nonlinear, and soft matter physics* 69 (03 2004), 025103.
- [6] Rasim Alguliyev, Ramiz Aliguliyev, and Farhad Yusifov. 2021. Graph modelling for tracking the COVID-19 pandemic spread. *Infectious Disease Modelling* 6 (2021), 112–122.
- [7] Nour Almadhoun, Erman Ayday, and Özgür Ulusoy. 2020. Differential privacy under dependent tuples—the case of genomic privacy. *Bioinformatics* 36, 6 (2020), 1696–1703.
- [8] Lars Backstrom, Cynthia Dwork, and Jon M. Kleinberg. 2007. Wherefore art thou r3579x?: anonymized social networks, hidden patterns, and structural steganography. In *Intl. Conf. on World Wide Web*. ACM, 181–190.
- [9] Ghazaleh Beigi and Huan Liu. 2020. A survey on privacy in social media: Identification, mitigation, and applications. *ACM Transactions on Data Science* 1, 1 (2020), 1–38.
- [10] Jeremiah Blocki, Avrim Blum, Anupam Datta, and Or Sheffet. 2012. The Johnson-Lindenstrauss transform itself preserves differential privacy. In *Proc. of the 53rd IEEE Symposium on Foundations of Computer Science*. IEEE, 410–419.
- [11] Jeremiah Blocki, Avrim Blum, Anupam Datta, and Or Sheffet. 2013. Differentially private data analysis of social networks via restricted sensitivity. In *Innovations in Theoretical Computer Science (ICTS)*. ACM, 87–96.
- [12] Avrim Blum, Cynthia Dwork, Frank McSherry, and Kobbi Nissim. 2005. Practical privacy: The SulQ framework. In *ACM SIGACT-SIGMOD-SIGART Symposium on Principles of Database Systems (PODS)*. ACM, 128–138.
- [13] Christian Borgs, Jennifer Chayes, Adam Smith, and Ilias Zadik. 2018. Revealing network structure, confidentially: Improved rates for node-private graphon estimation. In *FOCS*. IEEE, 533–543.
- [14] Christian Borgs, Jennifer T Chayes, and Adam Smith. 2015. Private graphon estimation for sparse graphs. *arXiv preprint arXiv:1506.06162* (2015).
- [15] Justin Brickell and Vitaly Shmatikov. 2008. The Cost of Privacy: Destruction of Data-Mining Utility in Anonymized Data Publishing. In *ACM International Conference on Knowledge Discovery and Data Mining (KDD)*. ACM, 70–78.
- [16] Seth Bromberger, James Fairbanks, and other contributors. 2017. JuliaGraphs/LightGraphs.jl: an optimized graphs package for the Julia programming language. <https://doi.org/10.5281/zenodo.889971>
- [17] Solenn Brunet, Sébastien Canard, Sébastien Gambs, and Baptiste Olivier. 2016. Novel differentially private mechanisms for graphs. *IACR Cryptology ePrint Archive* 2016 (2016), 745.
- [18] Jordi Casas-Roma. 2020. DUEF-GA: data utility and privacy evaluation framework for graph anonymization. *International Journal of Information Security (IJIS)* 19, 4 (2020), 465–478.
- [19] Jordi Casas-Roma, Jordi Herrera-Joancomarti, and Vicenç Torra. 2017. A survey of graph-modification techniques for privacy-preserving on networks. *Artificial Intelligence Review* 47, 3 (2017), 341–366.
- [20] Deepayan Chakrabarti and Christos Faloutsos. 2006. Graph Mining: Laws, Generators, and Algorithms. *Comput. Surveys* 38, 1 (2006), 2–es.
- [21] Varun Chandola, Arindam Banerjee, and Vipin Kumar. 2009. Anomaly Detection: A Survey. *ACM Computing Survey* 41, 3 (2009), 1–58.
- [22] Rui Chen, Benjamin C. M. Fung, Philip S. Yu, and Bipin C. Desai. 2014. Correlated network data publication via differential privacy. *VLDB* 23, 4 (2014), 653–676.
- [23] Shixi Chen and Shuigeng Zhou. 2013. Recursive mechanism: towards node differential privacy and unrestricted joins. In *ACM International Conference on Management of Data (SIGMOD)*. ACM, 653–664.
- [24] Aaron Clauset, Christopher Moore, and Mark EJ Newman. 2006. Structural inference of hierarchies in networks. In *ICML Workshop on Statistical Network Analysis*. Springer, 1–13.
- [25] Sergiu Costea, Marian Barbu, and Razvan Rughinis. 2013. Qualitative analysis of differential privacy applied over graph structures. In *RoEduNet International Conference*. IEEE, 1–4.
- [26] Eduardo Cotilla-Sanchez, Paul D. H. Hines, Clayton Barrows, Seth Blumsack, and Mahendra Patel. 2013. Multi-Attribute Partitioning of Power Networks Based on Electrical Distance. *IEEE Transactions on Power Systems* 28, 4 (2013), 4979–4987.
- [27] Lawrence H. Cox. 1980. Suppression Methodology and Statistical Disclosure Control. *J. Amer. Statist. Assoc.* 75 (1980), 377–385. Issue 370.
- [28] Gabor Csardi and Tamas Nepusz. 2006. The igraph software package for complex network research. *InterJournal Complex Systems* (2006), 1695. <https://igraph.org>

- [29] Fida K Dankar and Khaled El Emam. 2013. Practicing Differential Privacy in Health Care: A Review. *Transactions on Data Privacy (TDP)* 6, 1 (2013), 35–67.
- [30] Wei-Yen Day, Ninghui Li, and Min Lyu. 2016. Publishing graph degree distribution with node differential privacy. In *ACM International Conference on Management of Data (SIGMOD)*. ACM, 123–138.
- [31] Deepjyoti Deka, Sriram Vishwanath, and Ross Baldick. 2017. Analytical Models for Power Networks: The Case of the Western U.S. and ERCOT Grids. *IEEE Transactions on Smart Grid* 8, 6 (2017), 2794–2802.
- [32] Xiaofeng Ding, Xiaodong Zhang, Zhifeng Bao, and Hai Jin. 2018. Privacy-preserving triangle counting in large graphs. In *International Conference on Information and Knowledge Management (CIKM)*. ACM, 1283–1292.
- [33] Cynthia Dwork, Frank McSherry, Kobbi Nissim, and Adam Smith. 2006. Calibrating noise to sensitivity in private data analysis. In *Theory of Cryptography Conference (TCC)*. Springer, 265–284.
- [34] Cynthia Dwork and Aaron Roth. 2014. The Algorithmic Foundations of Differential Privacy. *Foundations and Trends in Theoretical Computer Science (FTTCS)* 9, 3-4 (2014), 211–407.
- [35] Ebaa Fayyouni and B. John Oommen. 2010. A survey on statistical disclosure control and micro-aggregation techniques for secure statistical databases. *Softw. Pract. Exp.* 40, 12 (2010), 1161–1188.
- [36] Marco Gaboardi, M. Hay, and S. Vadhan. 2020. *A Programming Framework for OpenDP*. Technical Report. Harvard.
- [37] Tianchong Gao, Feng Li, Yu Chen, and XuKai Zou. 2018. Local differential privately anonymizing online social networks under HRG-based model. *IEEE Transactions on Computational Social Systems* 5, 4 (2018), 1009–1020.
- [38] Johannes Gehrke, Edward Lui, and Rafael Pass. 2011. Towards privacy for social networks: A zero-knowledge based definition of privacy. In *Theory of Cryptography Conference (TCC)*. Springer, 432–449.
- [39] Arpita Ghosh and Robert Kleinberg. 2017. Inferential Privacy Guarantees for Differentially Private Mechanisms. In *ACM Conference on Innovations in Theoretical Computer Science*. Dagstuhl Publishing, 9:1–9:3.
- [40] David F Gleich and Art B Owen. 2012. Moment-based estimation of stochastic Kronecker graph parameters. *Internet Mathematics* 8, 3 (2012), 232–256.
- [41] J. Gouweleuw, P. Kooiman, L. Willenborg, and P-P. De Wolf. 1998. Post Randomisation for Statistical Disclosure Control: Theory and Implementation. *Journal of Official Statistics* 14, 4 (1998), 463–478.
- [42] Weihong Guo, Qi Tian, Zhengqian Jiang, and Hui Wang. 2018. A graph-based cost model for supply chain reconfiguration. *Journal of Manufacturing Systems* 48 (2018), 55–63.
- [43] Anupam Gupta, Aaron Roth, and Jonathan Ullman. 2012. Iterative constructions and private data release. In *Theory of Cryptography Conference (TCC)*. Springer, 339–356.
- [44] Aric A. Hagberg, Daniel A. Schult, and Pieter J. Swart. 2008. Exploring Network Structure, Dynamics, and Function using NetworkX. In *Python in Science Conference*, Gaël Varoquaux, Travis Vaught, and Jarrod Millman (Eds.). 11–15.
- [45] Moritz Hardt and Aaron Roth. 2012. Beating Randomized Response on Incoherent Matrices. In *ACM Symposium on Theory of Computing (STOC)*. ACM, 1255–1268.
- [46] Moritz Hardt and Guy N. Rothblum. 2010. A Multiplicative Weights Mechanism for Privacy-Preserving Data Analysis. In *Proceedings of the 51st Annual IEEE Symposium on Foundations of Computer Science*. IEEE Computer Society, 61–70.
- [47] Michael Hay, Chao Li, Gerome Miklau, and David Jensen. 2009. Accurate estimation of the degree distribution of private networks. In *IEEE International Conference on Data Mining (ICDM)*. IEEE, 169–178.
- [48] Miao He and Junshan Zhang. 2011. A Dependency Graph Approach for Fault Detection and Localization Towards Secure Smart Grid. *IEEE Transactions on Smart Grid* 2, 2 (2011), 342–351. <https://doi.org/10.1109/TSG.2011.2129544>
- [49] Xi He, Ashwin Machanavajjhala, and Bolin Ding. 2014. Blowfish privacy: Tuning privacy-utility trade-offs using policies. In *ACM International Conference on Management of Data (SIGMOD)*. ACM, 1447–1458.
- [50] Peter D Hoff. 2009. Simulation of the matrix Bingham–von Mises–Fisher distribution, with applications to multivariate and relational data. *Journal of Computational and Graphical Statistics (JCGS)* 18, 2 (2009), 438–456.
- [51] Naoise Holohan, Stefano Braghin, Pól Mac Aonghusa, and Killian Levacher. 2019. Diffprivlib: The IBM Differential Privacy Library. arXiv:1907.02444 [cs.CR]
- [52] Bryan Hooi, Dhivyaa Eswaran, Hyun Ah Song, Amritanshu Pandey, Marko Jereminov, Larry Pileggi, and Christos Faloutsos. 2019. GridWatch: Sensor Placement and Anomaly Detection in the Electrical Grid. In *Machine Learning and Knowledge Discovery in Databases*. Springer International Publishing, 71–86.
- [53] Anco Hundepool, Josep Domingo-Ferrer, Luisa Franconi, Sarah Giessing, Eric Schulte Nordholt, Keith Spicer, and Peter-Paul de Wolf. 2012. *Statistical Disclosure Control*. Wiley.
- [54] Masooma Iftikhar, Qing Wang, and Yu Lin. 2020. dK-Microaggregation: Anonymizing Graphs with Differential Privacy Guarantees. In *Pacific-Asia Conference on Knowledge Discovery and Data Mining (PAKDD)*. Springer, 191–203.
- [55] Jim Isaak and Mina J Hanna. 2018. User data privacy: Facebook, Cambridge Analytica, and privacy protection. *Computer* 51, 8 (2018), 56–59.

- [56] Carter Jernigan and Behram F.T. Mistree. 2009. Gaydar: Facebook friendships expose sexual orientation. *First Monday* 14, 10 (Sept. 2009).
- [57] Shouling Ji, Prateek Mittal, and Raheem Beyah. 2017. Graph Data Anonymization, De-Anonymization Attacks, and De-Anonymizability Quantification: A Survey. *IEEE Communications Surveys & Tutorials* 19, 2 (2017), 1305–1326.
- [58] Tianxi Ji, Changqing Luo, Yifan Guo, Jinlong Ji, Weixian Liao, and Pan Li. 2019. Differentially private community detection in attributed social networks. In *Asian Conference on Machine Learning (ACML)*. PMLR, 16–31.
- [59] Honglu Jiang, Jian Pei, Dongxiao Yu, Jiguo Yu, Bei Gong, and Xiuzhen Cheng. 2020. Applications of Differential Privacy in Social Network Analysis: A Survey. arXiv:2010.02973 [cs.SI]
- [60] B. Johnson, William and Joram Lindenstrauss. 1984. Extensions of Lipschitz maps into a Hilbert space. *Contemp. Math.* 26 (1984), 189–206.
- [61] Zach Jorgensen, Ting Yu, and Graham Cormode. 2016. Publishing attributed social graphs with formal privacy guarantees. In *ACM International Conference on Management of Data (SIGMOD)*. ACM, 107–122.
- [62] Michael Kapralov and Kunal Talwar. 2013. On differentially private low rank approximation. In *ACM-SIAM Symposium on Discrete Algorithms (SODA)*, Sanjeev Khanna (Ed.). SIAM, 1395–1414.
- [63] Vishesh Karwa, Sofya Raskhodnikova, Adam Smith, and Grigory Yaroslavtsev. 2011. Private analysis of graph structure. *VLDB Endowment* 4, 11 (2011), 1146–1157.
- [64] Vishesh Karwa and Aleksandra B Slavković. 2012. Differentially private graphical degree sequences and synthetic graphs. In *International Conference on Privacy in Statistical Databases (PSD)*. Springer, 273–285.
- [65] Shiva Prasad Kasiviswanathan, Homin K. Lee, Kobbi Nissim, Sofya Raskhodnikova, and Adam Smith. 2011. What Can We Learn Privately? *SIAM J. Comput.* 40, 3 (2011), 793–826.
- [66] Shiva Prasad Kasiviswanathan, Kobbi Nissim, Sofya Raskhodnikova, and Adam Smith. 2013. Analyzing graphs with node differential privacy. In *Theory of Cryptography Conference (TCC)*. Springer, 457–476.
- [67] Shiva P Kasiviswanathan and Adam Smith. 2014. On the ‘semantics’ of differential privacy: A bayesian formulation. *Journal of Privacy and Confidentiality (JPC)* 6, 1 (2014), 1–16.
- [68] Michael Kearns, Aaron Roth, Zhiwei Steven Wu, and Grigory Yaroslavtsev. 2016. Private algorithms for the protected in social network search. *Proceedings of the National Academy of Sciences (PNAS)* 113, 4 (2016), 913–918.
- [69] Daniel Kifer and Ashwin Machanavajjhala. 2011. No free lunch in data privacy. In *ACM International Conference on Management of Data (SIGMOD)*. ACM, 193–204.
- [70] Daniel Kifer and Ashwin Machanavajjhala. 2012. A rigorous and customizable framework for privacy. In *ACM SIGMOD-SIGACT-SIGART Symposium on Principles of Database Systems (PODS)*. ACM, 77–88.
- [71] Daniel Kifer and Ashwin Machanavajjhala. 2014. Pufferfish: A framework for mathematical privacy definitions. *ACM Transactions on Database Systems (TODS)* 39, 1 (2014), 3:1–3:36.
- [72] Jong Wook Kim, Beakcheol Jang, and Hoon Yoo. 2018. Privacy-preserving aggregation of personal health data streams. *PLOS ONE* 13, 11 (2018), 1–15.
- [73] M Kiranmayi and N Maheswari. 2020. A Review on Privacy Preservation of Social Networks Using Graphs. *Journal of Applied Security Research* (2020), 1–34.
- [74] M Kiranmayi and N Maheswari. 2020. A Review on Privacy Preservation of Social Networks Using Graphs. *Journal of Applied Security Research* 16, 2 (2020), 1–34.
- [75] Benedikt Klaer, Ömer Sen, Dennis van der Velde, Immanuel Hacker, Michael Andres, and Martin Henze. 2020. Graph-based Model of Smart Grid Architectures. In *Intl Conf on Smart Energy Systems and Technologies*. IEEE, 1–6.
- [76] Aleksandra Korolova, Rajeev Motwani, Shubha U Natar, and Ying Xu. 2008. Link privacy in social networks. In *Journal of Information & Knowledge Management (JIKM)*. ACM, 289–298.
- [77] Jure Leskovec and Christos Faloutsos. 2007. Scalable modeling of real graphs using Kronecker multiplication. In *Proceedings of the 24th Annual International Conference on Machine Learning (ICML)*. ACM, 497–504.
- [78] Jure Leskovec, Jon M. Kleinberg, and Christos Faloutsos. 2007. Graph evolution: Densification and shrinking diameters. *ACM Transactions on Knowledge Discovery from Data (TKDD)* 1, 1 (2007), 2.
- [79] Jure Leskovec, Andreas Krause, Carlos Guestrin, Christos Faloutsos, Jeanne VanBriesen, and Natalie Glance. 2007. Cost-effective outbreak detection in networks. In *KDD*. ACM, 420–429.
- [80] Tiancheng Li and Ninghui Li. 2009. On the Tradeoff between Privacy and Utility in Data Publishing. In *ACM International Conference on Knowledge Discovery and Data Mining (KDD)*. ACM, 517–526.
- [81] Xiaoye Li, Jing Yang, Zhenlong Sun, and Jianpei Zhang. 2017. Differential privacy for edge weights in social networks. *Security and Communication Networks* 2017 (2017).
- [82] Changchang Liu, Supriyo Chakraborty, and Prateek Mittal. 2016. Dependence Makes You Vulnerable: Differential Privacy Under Dependent Tuples. In *Network and Distributed System Security Symposium*. The Internet Society, 21–24.
- [83] Kun Liu and Evimaria Terzi. 2008. Towards identity anonymization on graphs. In *Proceedings of the International Conference on Management of Data*, Jason Tsong-Li Wang (Ed.). ACM, 93–106.

- [84] Wentian Lu and Gerome Miklau. 2014. Exponential random graph estimation under differential privacy. In *ACM International Conference on Knowledge Discovery and Data Mining (KDD)*. ACM, 921–930.
- [85] Ashwin Machanavajjhala, Daniel Kifer, Johannes Gehrke, and Muthuramakrishnan Venkitasubramaniam. 2007. 1-diversity: Privacy beyond k-anonymity. *ACM Transactions on Knowledge Discovery from Data* 1, 1 (2007), 3–es.
- [86] Priya Mahadevan, Dmitri Krioukov, Kevin Fall, and Amin Vahdat. 2006. Systematic topology analysis and generation using degree correlations. *ACM SIGCOMM Computer Communication Review (CCR)* 36, 4 (2006), 135–146.
- [87] Abdul Majeed and Sungchang Lee. 2021. Anonymization Techniques for Privacy Preserving Data Publishing: A Comprehensive Survey. *IEEE Access* 9 (2021), 8512–8545. <https://doi.org/10.1109/ACCESS.2020.3045700>
- [88] Markets and Markets. 2019. *Graph Analytics Market by Component, Deployment Mode, Organization Size, Application (Route Optimization and Fraud Detection), Vertical (Healthcare and Life Sciences, Transportation and Logistics, and BFSI), and Region - Global Forecast to 2024*. MarketsandMarkets Research Private Ltd. <https://www.marketsandmarkets.com/Market-Reports/graph-analytics-market-10738263.html>
- [89] Frank D McSherry. 2009. Privacy integrated queries: an extensible platform for privacy-preserving data analysis. In *ACM International Conference on Management of Data (SIGMOD)*. ACM, 19–30.
- [90] Darakhshan J. Mir and Rebecca N. Wright. 2012. A differentially private estimator for the stochastic Kronecker graph model. In *EDBT/ICDT Workshops*, Divesh Srivastava and Ismail Ari (Eds.). ACM, 167–176.
- [91] Ilya Mironov. 2012. On Significance of the Least Significant Bits For Differential Privacy. In *ACM Conference on Computer and Communications Security (CCS)*. ACM, 650–661. <https://doi.org/10.1145/2382196.2382264>
- [92] Prashanth Mohan, Abhradeep Thakurta, Elaine Shi, Dawn Song, and David Culler. 2012. GUPT: privacy preserving data analysis made easy. In *ACM International Conference on Management of Data (SIGMOD)*. ACM, 349–360.
- [93] Yvonne Mülle, Chris Clifton, and Klemens Böhm. 2015. Privacy-Integrated Graph Clustering Through Differential Privacy. In *EDBT/ICDT Workshops*. ACM, 247–254.
- [94] Arvind Narayanan and Vitaly Shmatikov. 2009. De-anonymizing social networks. In *IEEE Symposium on Security and Privacy*. IEEE, 173–187.
- [95] Neo4J. 2019. Case Study: Transparency-One Offers Total Supply Chain Transparency to Large Retailers and Manufacturers with Neo4j. <https://neo4j.com/case-studies/transparency-one/>
- [96] Hiep H Nguyen, Abdessamad Imine, and Michaël Rusinowitch. 2015. Differentially private publication of social graphs at linear cost. In *International Conference on Advances in Social Networks Analysis and Mining*. IEEE, 596–599.
- [97] Hiep H Nguyen, Abdessamad Imine, and Michaël Rusinowitch. 2016. Detecting communities under differential privacy. In *ACM Workshop on Privacy in the Electronic Society (WPES)*. ACM, 83–93.
- [98] M Usman Nisar, Arash Fard, and John A Miller. 2013. Techniques for graph analytics on big data. In *IEEE International Congress on Big Data*. IEEE, 255–262.
- [99] Kobbi Nissim, Sofya Raskhodnikova, and Adam Smith. 2007. Smooth sensitivity and sampling in private data analysis. In *Proceedings of the 39th ACM Symposium on Theory of Computing (STOC)*. ACM, 75–84.
- [100] Balaji Palanisamy, Chao Li, and Prashant Krishnamurthy. 2017. Group privacy-aware disclosure of association graph data. In *IEEE International Conference on Big Data*. IEEE, 1043–1052.
- [101] Tiago P. Peixoto. 2014. The graph-tool python library.
- [102] Joseph J Pfeiffer III, Sebastian Moreno, Timothy La Fond, Jennifer Neville, and Brian Gallagher. 2014. Attributed graph models: Modeling network structure with correlated attributes. In *WWW*. ACM, 831–842.
- [103] Stephen R. Pfohl, Andrew M. Dai, and Katherine Heller. 2019. Federated and Differentially Private Learning for Electronic Health Records.
- [104] Rafael Pinot, Anne Morvan, Florian Yger, Cedric Gouy-Pailler, and Jamal Atif. 2018. Graph-based Clustering under Differential Privacy. In *Proc. of the 34th Conference on Uncertainty in Artificial Intelligence*. HAL Archives, 329–338.
- [105] Tahereh Pourhabibi, Kok-Leong Ong, Booi H. Kam, and Yee Ling Boo. 2020. Fraud detection: A systematic literature review of graph-based anomaly detection approaches. *Decision Support Systems* 133 (2020), 113–303.
- [106] Davide Proserpio, Sharon Goldberg, and Frank McSherry. 2012. A workflow for differentially-private graph synthesis. In *ACM workshop on online social networks (WOSN)*. ACM, 13–18.
- [107] Davide Proserpio, Sharon Goldberg, and Frank McSherry. 2014. Calibrating data to sensitivity in private data analysis: a platform for differentially-private analysis of weighted datasets. *VLDB Endowment* 7, 8 (2014), 637–648.
- [108] Zhan Qin, Ting Yu, Yin Yang, Issa Khalil, Xiaokui Xiao, and Kui Ren. 2017. Generating synthetic decentralized social graphs with local differential privacy. In *SIGSAC Conf on Computer and Communications Security*. ACM, 425–438.
- [109] Sofya Raskhodnikova and Adam Smith. 2016. Lipschitz extensions for node-private graph statistics and the generalized exponential mechanism. In *Proc of the 57th Annual IEEE Symposium on Foundations of Computer Science*. IEEE, 495–504.
- [110] Vibhor Rastogi, Michael Hay, Gerome Miklau, and Dan Suciu. 2009. Relationship privacy: output perturbation for queries with joins. In *ACM SIGMOD-SIGACT-SIGART Symposium on Principles of Database Systems*. ACM, 107–116.

- [111] Philip Rathle. 2019. Driving Innovation in Retail with Graph Technology. <https://neo4j.com/whitepapers/retailers-graph-technology-neo4j/>
- [112] Saif Ur Rehman, Asmat Ullah Khan, and Simon Fong. 2012. Graph mining: A survey of graph mining techniques. In *International Conference on Digital Information Management (ICDIM)*. IEEE, 88–92.
- [113] Meticulous Research. 2020. *Graph Analytics Market by Component, Deployment, Industry Size, Application (Customer Analytics, Recommendation Engine, Route Optimization, Fraud Detection), End User (BFSI, E-commerce, Healthcare, Manufacturing, Logistics) - Global Forecast to 2027*. Meticulous Market Research Pvt. Ltd. <https://www.meticulousresearch.com/product/graph-analytics-market-5134>
- [114] Leyla Roohi, Benjamin IP Rubinstein, and Vanessa Teague. 2019. Differentially-private two-party egocentric betweenness centrality. In *IEEE Conference on Computer Communications (INFOCOM)*. IEEE, 2233–2241.
- [115] Aaron Roth and Tim Roughgarden. 2010. Interactive privacy via the median mechanism. In *Proceedings of the 42nd ACM Symposium on Theory of Computing (STOC)*, Leonard J. Schulman (Ed.). ACM, 765–774.
- [116] Benjamin I. P. Rubinstein and Francesco Aldà. 2017. Pain-Free Random Differential Privacy with Sensitivity Sampling. arXiv:1706.02562 [cs.LG]
- [117] Alessandra Sala, Xiaohan Zhao, Christo Wilson, Haitao Zheng, and Ben Y Zhao. 2011. Sharing graphs using differentially private graph models. In *ACM Conference on Internet Measurement Conference (IMC)*. ACM, 81–98.
- [118] Pierangela Samarati. 2001. Protecting respondents identities in microdata release. *IEEE Transactions on Knowledge and Data Engineering (TKDE)* 13, 6 (2001), 1010–1027.
- [119] Maria-Angeles Sanchez-Hidalgo and Maria-Dolores Cano. 2018. A survey on visual data representation for smart grids control and monitoring. *Sustainable Energy, Grids and Networks* 16 (2018), 351–369.
- [120] Alberto Sanfeliu and King-Sun Fu. 1983. A distance measure between attributed relational graphs for pattern recognition. *IEEE Transactions on Systems, Man and Cybernetics (SMC)* 13, 3 (1983), 353–363.
- [121] Lalitha Sankar, S. Raj Rajagopalan, and H. Vincent Poor. 2013. Utility-Privacy Tradeoffs in Databases: An Information-Theoretic Approach. *IEEE Transactions on Information Forensics and Security* 8, 6 (2013), 838–852.
- [122] Adam Sealfon. 2016. Shortest paths and distances with differential privacy. In *ACM SIGMOD-SIGACT-SIGAI Symposium on Principles of Database Systems (PODS)*. ACM, 29–41.
- [123] Adam Sealfon and Jonathan Ullman. 2019. Efficiently estimating erdos-renyi graphs with node differential privacy. *arXiv preprint arXiv:1905.10477* (2019).
- [124] Entong Shen and Ting Yu. 2013. Mining frequent graph patterns with differential privacy. In *ACM International Conference on Knowledge Discovery and Data Mining (KDD)*. ACM, 545–553.
- [125] Shuang Song, Susan Little, Sanjay Mehta, Staal Vinterbo, and Kamalika Chaudhuri. 2018. Differentially private continual release of graph statistics. *arXiv preprint arXiv:1809.02575* (2018).
- [126] Shuang Song, Yizhen Wang, and Kamalika Chaudhuri. 2017. Pufferfish privacy mechanisms for correlated data. In *ACM International Conference on Management of Data (SIGMOD)*. ACM, 1291–1306.
- [127] Umang Soni, Vipul Jain, and Sameer Kumar. 2014. Measuring supply chain resilience using a deterministic modeling approach. *Computers & Industrial Engineering* 74 (2014), 11–25.
- [128] Peter Spirtes, Clark N Glymour, Richard Scheines, and David Heckerman. 2000. *Causation, prediction, and search*. MIT press.
- [129] Utkarsh Srivastava and Santosh Gopalkrishnan. 2015. Impact of Big Data Analytics on Banking Sector: Learning for Indian Banks. *Procedia Computer Science* 50 (2015), 643–652.
- [130] Mudhakar Srivatsa and Mike Hicks. 2012. Deanonymizing mobility traces: Using social network as a side-channel. In *ACM conference on Computer and Communications Security (CCS)*. ACM, 628–637.
- [131] Haipei Sun, Xiaokui Xiao, Issa Khalil, Yin Yang, Zhan Qin, Hui Wang, and Ting Yu. 2019. Analyzing subgraph statistics from extended local views with decentralized differential privacy. In *CCS*. ACM, 703–717.
- [132] Vinith M Suriyakumar, Nicolas Papernot, Anna Goldenberg, and Marzyeh Ghassemi. 2021. Chasing Your Long Tails: Differentially Private Prediction in Health Care Settings. In *ACM Conference on Fairness, Accountability, and Transparency (FAT)*. ACM, 723–734.
- [133] Morrow Susan and Maynard Nick. 2017. *Online Payment Fraud: Emerging Threats, Key Vertical Strategies & Market Forecasts 2017-2022*. Juniper Research.
- [134] Latanya Sweeney. 2002. k-anonymity: A model for protecting privacy. *International Journal of Uncertainty, Fuzziness and Knowledge-Based Systems* 10, 05 (2002), 557–570.
- [135] Wen Jun Tan, Allan N. Zhang, and Wentong Cai. 2019. A graph-based model to measure structural redundancy for supply chain resilience. *International Journal of Production Research* 57, 20 (2019), 6385–6404.
- [136] Christine Task and Chris Clifton. 2012. A guide to differential privacy theory in social network analysis. In *IEEE/ACM International Conference on Advances in Social Networks Analysis and Mining (ASONAM)*. IEEE, 411–417.
- [137] Jalaj Upadhyay. 2013. Random Projections, Graph Sparsification, and Differential Privacy. In *Advances in Cryptology (ASIACRYPT) (Lecture Notes in Computer Science, Vol. 8269)*. Springer, 276–295.

- [138] Stephan M. Wagner and Nikrouz Neshat. 2010. Assessing the vulnerability of supply chains using graph theory. *International Journal of Production Economics* 126, 1 (2010), 121–129.
- [139] Yue Wang and Xintao Wu. 2013. Preserving differential privacy in degree-correlation based graph generation. *Transactions on data privacy (TDP)* 6, 2 (2013), 127.
- [140] Yue Wang, Xintao Wu, and Leting Wu. 2013. Differential privacy preserving spectral graph analysis. In *Pacific-Asia Conference on Knowledge Discovery and Data Mining (PAKDD)*. Springer, 329–340.
- [141] Yue Wang, Xintao Wu, Jun Zhu, and Yang Xiang. 2013. On learning cluster coefficient of private networks. *Social network analysis and mining (SNAM)* 3, 4 (2013), 925–938.
- [142] Mark Weber, Jie Chen, Toyotaro Suzumura, Aldo Pareja, Tengfei Ma, Hiroki Kanezashi, Tim Kaler, Charles E. Leiserson, and Tao B. Schardl. 2018. Scalable Graph Learning for Anti-Money Laundering: A First Look. In *NeurIPS Workshop on Challenges and Opportunities for AI in Financial Services*. ACM.
- [143] Leon Willenborg and Ton de Waal. 2001. *Elements of Statistical Disclosure Control*. Springer.
- [144] Royce J Wilson, Celia Yuxin Zhang, William Lam, Damien Desfontaines, Daniel Simmons-Marengo, and Bryant Gipson. 2019. Differentially Private SQL with Bounded User Contribution. arXiv:1909.01917 [cs.CR]
- [145] Xintao Wu, Xiaowei Ying, Kun Liu, and Lei Chen. 2010. *A survey of privacy-preservation of graphs and social networks*. Springer, 421–453.
- [146] Qian Xiao, Rui Chen, and Kian-Lee Tan. 2014. Differentially private network data release via structural inference. In *ACM International Conference on Knowledge Discovery and Data Mining (KDD)*. ACM, 911–920.
- [147] Depeng Xu, Shuhan Yuan, Xintao Wu, and HaiNhat Phan. 2018. DPNE: Differentially private network embedding. In *Pacific-Asia Conference on Knowledge Discovery and Data Mining (PAKDD)*. Springer, 235–246.
- [148] Shengzhi Xu, Sen Su, Li Xiong, Xiang Cheng, and Ke Xiao. 2016. Differentially private frequent subgraph mining. In *International Conference on Data Engineering (ICDE)*. IEEE, 229–240.
- [149] Bin Yang, Issei Sato, and Hiroshi Nakagawa. 2015. Bayesian differential privacy on correlated data. In *ACM International Conference on Management of Data (SIGMOD)*. ACM, 747–762.
- [150] Qingqing Ye, Haibo Hu, Man Ho Au, Xiaofeng Meng, and Xiaokui Xiao. 2020. LF-GDPR: A Framework for Estimating Graph Metrics with Local Differential Privacy. *IEEE Transactions on Knowledge and Data Engineering* (2020), 1–1.
- [151] Cheng Zhang, Honglu Jiang, Xiuzhen Cheng, Feng Zhao, Zhipeng Cai, and Zhi Tian. 2019. Utility analysis on privacy-preservation algorithms for online social networks: an empirical study. *Personal and Ubiquitous Computing* (2019), 1–17.
- [152] Jun Zhang, Graham Cormode, Cecilia M Procopiuc, Divesh Srivastava, and Xiaokui Xiao. 2015. Private release of graph statistics using ladder functions. In *ACM International Conference on Management of Data*. ACM, 731–745.
- [153] Sen Zhang and Weiwei Ni. 2019. Graph Embedding Matrix Sharing With Differential Privacy. *IEEE Access* 7 (2019).
- [154] Jun Zhao, Junshan Zhang, and H Vincent Poor. 2017. Dependent differential privacy for correlated data. In *IEEE Globecom Workshops*. IEEE, 1–7.
- [155] Tianqing Zhu, Gang Li, Wanlei Zhou, and S Yu Philip. 2017. Differentially private data publishing and analysis: A survey. *IEEE Transactions on Knowledge and Data Engineering (TKDE)* 29, 8 (2017), 1619–1638.