

Recurrence-Aware Long-Term Cognitive Network for Explainable Pattern Classification

Gonzalo Nápoles, Yamisleydi Salgueiro, Isel Grau and Maikel Leon Espinosa

Abstract—Machine learning solutions for pattern classification problems are nowadays widely deployed in society and industry. However, the lack of transparency and accountability of most accurate models often hinders their meaningful and safe use. Thus, there is a clear need for developing explainable artificial intelligence mechanisms. There exist model-agnostic methods that summarize feature contributions, but their interpretability is limited to specific predictions made by black-box models. An open challenge is to develop models that have intrinsic interpretability and produce their own explanations, even for classes of models that are traditionally considered black boxes like (recurrent) neural networks. In this paper, we propose an LTCN-based model for interpretable pattern classification of structured data. Our method brings its own mechanism for providing explanations by quantifying the relevance of each feature in the decision process. For supporting the interpretability without affecting the performance, the model incorporates more flexibility through a quasi-nonlinear reasoning rule that allows controlling nonlinearity. Besides, we propose a recurrence-aware decision model that evades the issues posed by unique fixed points while introducing a deterministic learning method to compute the learnable parameters. The simulations show that our interpretable model obtains competitive performance when compared to the state-of-the-art white and black boxes.

Index Terms—Long-term cognitive networks, recurrent neural networks, machine learning interpretability, explainable artificial intelligence.

I. INTRODUCTION

Pattern recognition techniques aim to find regularities in data stored in databases or produced by signals, processes, etc. [1]. Due to the abundance of data and the increase in computational power, machine learning techniques have a prominent role in pattern recognition applications. In particular, pattern classification focuses on assigning a label or category to each data point. Ground truth information is necessary for learning such a mapping from input data to labels. Several machine learning techniques have proven to be successful in creating classification models with high accuracies, such as support vector machines, random forests, or (deep) neural networks.

Gonzalo Nápoles, Department of Cognitive Science & Artificial Intelligence, Tilburg University, The Netherlands. e-mail: g.r.napoles@uvt.nl

Yamisleydi Salgueiro, Department of Computer Science, Faculty of Engineering, Universidad de Talca, Campus Curicó, Chile.

Isel Grau, Artificial Intelligence Lab, Vrije Universiteit Brussel, Belgium.

Maikel Leon Espinosa, Department of Business Technology, Miami Herbert Business School, University of Miami, USA.

However, the ubiquitousness of machine learning algorithms deployed in today's society has raised concerns about their accountability and transparency [2], [3]. For most high-stakes decision problems having an accurate model is not sufficient; some degree of interpretability of the models is also needed. The form of this interpretability, either as a global holistic view of the model or local explanations over particular predictions, depends on the audience of the model and the domain [4].

Global interpretability can be obtained by using intrinsically interpretable machine learning techniques, which rely on their levels of transparency [5]. Linear and logistic regression are the simplest interpretable predictors allowing explanations involving the role of features [6]. Decision trees and decision lists seem, in general, the most accurate predictors that can provide intrinsic interpretability when the structure is kept on a simulatable size [7]. On the other hand, model-agnostic post-hoc explanation methods compute local explanations from the black-box predictions to preserve their accuracy. For example, the SHAP approximation [8] of Shapley values explains the role of the features in the prediction of a given instance. Another example is the local surrogate model LIME [9], which describes the vicinity of the prediction with a linear regression, leveraging its intrinsic interpretability but limited to a particular region of the domain.

In a nutshell, model-agnostic post-hoc methods generate explanations that are local or limited to feature attribution. Explanations provided by intrinsically interpretable models are derived from their structure and easily mappable to the problem domain. The author in [10] accentuates the difference between explaining the predictions of a black-box and the inherent explanations of the transparent models. Moreover, they argue that the community should focus on the latter to avoid unreliable explanations and potentiate explanations that are faithful to what the model actually computes. Although we consider that local explanations can be useful for some domains, we see the development of accurate models with inherent interpretability (that allow both global and local explanations) as an interesting and open challenge.

A type of recurrent neural network with high potential for intrinsic interpretability is Fuzzy Cognitive Maps (FCM) [11]. FCMs allow modeling complex systems in terms of causal relationships and well-defined concepts. In these networks, the experts should provide the concepts defining the system and the weights connecting such concepts, although the weights could also be computed

from data using learning algorithms. In general, neural networks operate like black boxes, where hidden neurons and connections do not involve any clear meaning for the problem itself. In contrast, neural concepts in FCM-based models and their connections have a precise meaning for the system under analysis and help explain why a solution is suitable for a given problem. FCMs have been extensively applied to modeling complex systems from engineering, environmental sciences, behavioral sciences, medicine, business, and other domains [12].

However, while FCM-based models have proven effective in scenario simulation and time series forecasting, their performance on pattern classification problems is arguable (Section III will revise prominent models reported in the literature). There are several reasons explaining the moderate performance of FCM-based classifiers. Firstly, the network topology depends on the problem domain since hidden neurons are not allowed. Secondly, if the network converges to a unique fixed point, then the model will be able to recognize only one decision class (not necessarily the majority one). Thirdly, both the neurons' activation values and the (causal) weights are confined to a closed interval, thus limiting the coverage of the activation space [13]. Finally, there is a lack of learning algorithms with a strong mathematical foundation.

To tackle the last two issues, Nápoles et al. [14] introduced the Long-term Cognitive Networks (LTCNs). In this FCM-like model, the weights are not constrained to any specific interval, and the learnable parameters are computed using a non-synaptic backpropagation algorithm. However, LTCNs will not produce good prediction rates in pattern classification problems either. On the one hand, the non-synaptic learning method assumes that the domain expert is able to define the weight matrix. On the other hand, the network's convergence to a unique fixed-point attractor continues to be a serious problem.

In this paper, we propose an LTCN-based model for interpretable pattern classification in structured data, i.e., tabular datasets with interpretable features. This model solves the remaining LTCNs' issues without hindering the network's interpretability. Overall, our proposal brings four main contributions. Firstly, we introduce a parametric quasi-nonlinear reasoning rule that allows controlling non-linearity. Secondly, we present a recurrence-aware decision model for multi-class pattern classification. This decision model is not affected by unique fixed points when the network converges. Thirdly, we propose a two-step learning procedure to adjust the weights in a deterministic way. The first step is unsupervised and computes the weights connecting the inner neurons (the ones mapping the problem features). The second step is supervised and computes the weights connecting the inner neurons with the decision ones in the recurrence-aware model. Finally, we describe a measure to quantify the relevance of each feature in the decision process as a mechanism to provide explanations that are directly extracted from the model.

The remainder of the paper is organized as follows. Section II presents foundations of the LTCN model, starting

from the classic FCM formalism. Section III revises a selection of prominent pieces of research devoted to FCM-based classifiers. Section IV encloses the contributions of this paper, which go around the recurrence-aware LTCN model for interpretable pattern classification. Section V conducts extensive numerical simulations, while VI presents some concluding remarks.

II. LONG-TERM COGNITIVE NETWORKS

The LTCN model has its roots in the FCMs, which were originally introduced in [11] as a knowledge-based methodology for modeling dynamic systems. From a connectionist viewpoint, FCMs can be seen as recurrent neural networks consisting of neural concepts and signed weighted connections. Neural concepts represent variables, states, entities related to the physical system under investigation. The signed weight associated with each connection denotes the strength of the causality between the corresponding neurons. Causal relations are quantified in the $[-1, 1]$ interval, while that neuron's activation values can take values in either $[0, 1]$ or $[-1, 1]$ depending on the nonlinear transfer function attached to each neuron.

In each iteration, an FCM-based model produces an activation or state vector $A^{(t)} = [a_1^{(t)}, \dots, a_M^{(t)}]$ where $a_i^{(t)}$ represents the activation value of the i -th neural entity in the t -th iteration. Equation (1) displays the recurrent rule used to update the state vector,

$$A^{(t)} = f(A^{(t-1)}W) \quad (1)$$

where $W_{M \times M}$ is the weight matrix such that w_{ji} denotes the weight connecting the C_j and C_i neurons and M is the number of neurons in the network, while $f(\cdot)$ is the transfer function used to keep the neurons' activation values within the allowed activation interval [15]. Equation (2) presents another reasoning rule that takes into account both the neuron's previous activation value and the states of connected neurons,

$$A^{(t)} = f(A^{(t-1)}W + A^{(t-1)}). \quad (2)$$

The neurons' activation values are iteratively updated until (i) the network converges to a fixed-point attractor or (ii) a maximal number of iterations T is reached. These states can be defined as follows:

- **Fixed point** ($\exists t_\alpha \in \{1, 2, \dots, (T-1)\} : A^{(t+1)} = A^{(t)}, \forall t \geq t_\alpha$): the network produces the same state vector after t_α , so $A^{(t_\alpha)} = A^{(t_\alpha+1)} = A^{(t_\alpha+2)} = \dots = A^{(T)}$. The fixed point may be unique, which means that the network will produce the same state vector regardless of the neuron's initial conditions.
- **Limit cycle** ($\exists t_\alpha, P \in \{1, 2, \dots, (T-1)\} : A^{(t+P)} = A^{(t)}, \forall t \geq t_\alpha$): the network produces the same state vector periodically after the period P , so $A^{(t_\alpha)} = A^{(t_\alpha+P)} = A^{(t_\alpha+2P)} = \dots = A^{(t_\alpha+jP)}$ where $t_\alpha + jP \leq T$, such that $j \in \{1, 2, \dots, (T-1)\}$.
- **Chaos**: the network continues to produce different state vectors for successive iterations.

The FCM model has proven effective for modeling complex systems, but it has been linked to serious misconceptions and theoretical issues [16]. Firstly, the fuzzy aspect in the reasoning process is ill-defined. The reasoning process of FCMs involves no fuzzy operations whatsoever, as one would expect. Secondly, FCM-based models derived from historical data (using supervised learning algorithms) can hardly be considered causal. Instead, weights resulting from data-driven construction models should be interpreted as coefficients in a regression model. Last but not least, the constraint that $w_{ji} \in [-1, 1]$ greatly hinders the predictive power of FCM-based models [13]. Perhaps that is the reason for their scarce popularity when compared to other recurrent neural networks.

The LTCN model was introduced in [14] to overcome these issues. In short, LTCNs are neither causal nor fuzzy, and their weights can take values in the real domain. The main similarities between FCMs and LTCNs are that they do not allow for hidden neurons (to retain the model's interpretability) and share the same recurrent reasoning rule. These similarities make these methods almost identical at first sight, but the semantic differences make them quite distinct in both theory and practice.

LTCNs have proven effective in modeling hybrid scenario simulation tasks. However, they have not yet been used to solve pattern classification problems. This is moved by the fact that LTCNs are often trained in a non-synaptic fashion to preserve the weights provided by domain experts during the knowledge engineering process. Overall, the absence of experts in most classification problems suggests that LTCNs' learning must be data-driven and synaptic. Consequently, new learning algorithms with strong mathematical foundations should be developed. Moreover, we should be able to exploit their transparent architecture to explain their decision process.

In the next section, we revise the literature on FCM-based classifiers and highlight persisting issues to be addressed. In our discussion, we will put aside the misconceptions and theoretical issues surrounding the FCM-model as they were already discussed above.

III. LITERATURE REVIEW

The literature reports several works related to the use of FCM-based models in pattern classification problems. One of the first attempts at incorporating FCMs in pattern classification applications is found in [17]. In that paper, three classification models were proposed, but not all of them achieved good results.

The mentioned study continued with [18] where the performances of the FCM classifiers were studied more in-depth. In such a study, the authors investigated FCM-based classifiers' performance when adjusting the appropriate set of parameters, such as the transfer function, the inference law, and the network topology. The newly introduced classifiers presented better prediction capabilities, even outperforming traditional neural classifiers when working in more complicated hybrid forms. However, these

sophisticated models are no longer interpretable since they were hybridized with black boxes.

While this study is considered a first attempt to evolve the FCM model into classifier modules, some other new directions have been raised. For example, [19] presented an approach that translates the reasoning mechanism of traditional FCMs to a set of fuzzy IF-THEN rules. Each fuzzy rule is defined as a fuzzy set concerning the summation of weighted membership grades of input linguistic terms. The impacts of fuzzy rules on output linguistic parts are transferred along with fuzzy weights and quantified by mutual subethood. The consequent parts are then defuzzified by standard-volume-based centroid defuzzification. Finally, by describing each output as a linear combination of the defuzzified consequent parts, the model takes advantage of the mapping capability offered by the consequent parts to approximate the desired outputs. Recent studies, as found on [20], continued on the idea of creating models based on neuro-fuzzy inference systems with the advantage of obtaining the weights of connecting links to adjust the parameters of fuzzy rules. In other words, for determining the rules and obtaining the weights, in addition to the knowledge and experience of specialists, the model also exploits the existing data to fine-tune the inference system's parameters.

Separately, the need to apply learning algorithms to train FCMs was discussed in [21] and later on [22]. Hebbian-like algorithms aimed to find appropriate weights between the neurons of the FCM classifier so that it can converge to the desired state. These algorithms to find the appropriate interconnection weights of the FCMs for system modeling tasks motivated future studies due to deficiencies of the Hebbian-like algorithms indicating trapping to local optima. In contrast, [23], [24], [25], [26] and [27] reported the use of different paradigms deviating from Hebbian-based learners and employing other approaches (e.g., based on evolutionary algorithms).

In a different direction, [28] extended the use of FCMs with the creation of Rough Cognitive Networks (RCNs) as granular classifiers stemming from the hybridization of FCMs and Rough Set Theory. Such cognitive neural networks attempted to quantify the impact of rough granular constructs over each decision class for a problem at hand. RCNs have shown substantial improvements in solving different classification problems, but the model reported some sensitivity to the similarity threshold upon which the rough information granules are built. Moreover, Fuzzy-Rough Cognitive Networks (FRCNs) [29] improved on this limitation and obtained results as accurate as of the most successful black-box models with the main advantage of being able to elucidate its decision process using inclusion degrees and causal relations.

In [30] the prediction power of the FRCN algorithm was in-depth studied against shallow neural network classifiers, finding mainly on one hand how the topology attached to the FRCN network does not scale up with the number of attributes, but with the number of decision classes. On the other hand, the fact that the weight matrix can be

defined beforehand (based on the semantics of fuzzy-rough granules) shows the advantages of having meaningful information constructs.

As an example of other attempts to use or improve the prediction ability of FCMs, we find [31] where the author proposes an algorithm for generating thresholds for improving the discrimination between decision classes. The general idea of this iterative, post-learning algorithm is to search the set of numerical values generated by the FCM for learning data considering minimizing classification errors. In this way, the thresholds separating the groups of FCM outcomes are determined and subsequently used to classify new data.

Closing the references found and visited, [32] proposes a classification method based on FCMs that learns the network weights with a gradient algorithm and a log loss or cross-entropy as the cost function. It should be mentioned that in the context of FCMs, gradient methods were used mainly for time-series prediction and the mean square error was a typical choice of a cost function, even for classification.

There is no doubt that FCMs have proven a suitable methodology for the design of knowledge-based systems, with their interpretability being a cornerstone feature. Overall, the development of FCM-based models and classifiers is on the rise (as seen in Figure 1). If only FCM-based models were to be as effective as black-box models, then we would have a reasoning model able to provide explanations without using any post-hoc method.

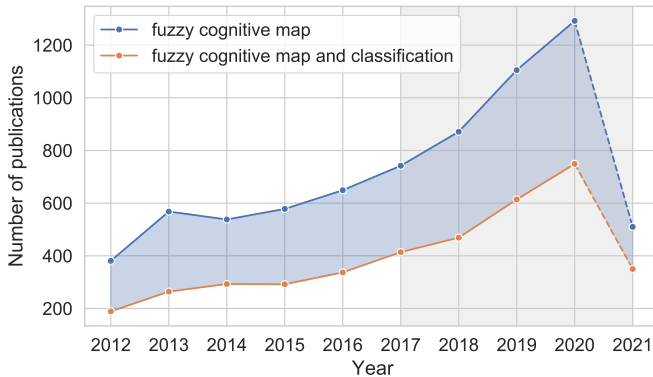


Figure 1: Citation count of articles referencing to “fuzzy cognitive maps” and “fuzzy cognitive maps” combined with the term “classification” in papers published in the period 2012-2020, extracted from

<https://app.dimensions.ai>. As of 2021, the statistics are included in dashed lines for the sake of completeness.

There has been a clear growth in the use of FCMs for pattern classification applications. The period highlighted in gray signals a change in the focus of the algorithms, where more mathematically founded proposals rather than meta-heuristic inspired solutions start to appear.

Wrapping up, most of the seen algorithms created for classification purposes dive two-fold as follows: (1) low-level (where neurons correspond to system variables) and

(2) high-level (where neurons correspond to information granules). The model to be defended in this paper pertains to the first class. Many of the limitations observed correspond to open problems [33], e.g., the convergence to a unique fixed point might mean the recognition of only one class. The whole convergence topic, if wrongly extrapolated, can convert from a highly desirable step to a fatal event. Also, a considerable number of learning algorithms for FCMs reported in the literature are meta-heuristic-based, therefore likely to suffer from both speed and convergence problems, e.g., easily converge to local optima. While the literature review shows substantial progress on FCMs and their use for solving pattern classification problems, there is still a set of drawbacks serving as motivation to develop our proposal.

IV. RECURRENCE-AWARE LTCN-BASED CLASSIFIER

This section presents a recurrence-aware LTCN-based model that allows for explainable pattern classification. The first subsection introduces a quasi-nonlinear reasoning rule that uses a parameter to control the nonlinearity degree of the recurrent reasoning process. In the second subsection, we explain our model’s architecture and detail a two-step learning procedure to estimate the learnable parameters in a deterministic way. Finally, we introduce a measure to quantify the relevance of each problem feature in the classifier’s decision process.

A. Quasi-nonlinear reasoning model

Firstly, we propose a new reasoning rule that introduces a nonlinearity coefficient $\phi \geq 0$ controlling the extent to which the model will take into account the value produced by the transfer function when updating the neuron’s activation value. In contrast, we can introduce another coefficient $\gamma \geq 0$ such that $\phi + \gamma > 0$ to control the extent to which the model will take into account the neuron’s initial activation value in the updating process. Equation (3) displays this reasoning model,

$$A^{(t)} = \frac{\phi f(A^{(t-1)}W + B) + \gamma A^{(0)}}{\phi + \gamma} \quad (3)$$

where B denotes the bias vector, which can be understood as the amount of external information impacting the neuron’s state (i.e., what cannot be explained through the weights connecting the neurons).

The formula above can be expressed in terms of the nonlinearity coefficient $\phi \geq 0$ alone but this coefficient must be restricted to the $[0, 1]$ interval. Equation (4) formalizes the simplified reasoning rule,

$$A^{(t)} = \phi f(A^{(t-1)}W + B) + (1 - \phi)A^{(0)}. \quad (4)$$

If $\phi = 1$, then we have a traditional long-term recurrent model such that the neuron’s activation value depends on the states of connected neurons. If $\phi = 0$, then there will be no recurrence at all, so the model will narrow down to one linear regression with multiple outputs.

Overall, the intuition of this model is that long-term recurrent models often forget the initial conditions after a few iterations, which leads to models with poor discriminatory power. Moreover, some decision models might benefit from a certain degree of linearity.

Figures 2a, 2b and 2c depict the reasoning rules formalized in Equations (1), (2) and (4). The reader can notice that, unlike the model in Figure 2b, our proposal adds the scaled initial activation value after having transformed the incoming information flow with the transfer function. Failing to do that implies that the additional activation value (either the neuron's initial or previous activation value) will have a limited impact on the neuron's outcome after applying the transfer function.

Overall, one can see that the proposed quasi-nonlinear reasoning rule uses the initial activation value to compute the state of neurons in each iteration. However, such a reasoning rule will not prevent the network from converging to undesirable states. An example of these states is the unique fixed-point attractors since they cause the network to produce the same outputs to any input. This issue will be discussed in the next sections.

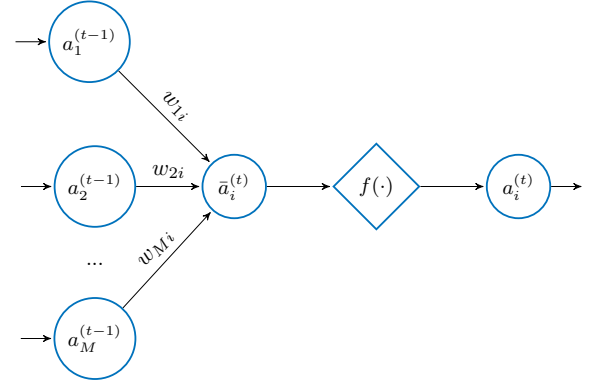
B. Network architecture and learning

Our recurrence-aware neural classifier involves two building blocks. The first one consists of an LTCN model where each neuron maps a problem variable (feature). The role of this neural block is to capture the dynamics of the system, which can be either fixed-point attractors, cyclic or chaotic states. Of course, the ideal situation for this model is for each decision class to be associated with a different equilibrium point. However, we will not make any assumptions on the convergence properties of this model. It is worth mentioning that this model will use the reasoning rule in Equation (4), which involves a parameter to control nonlinearity. The second building block connects the inner neurons denoting problem features with the decision neurons. The first neural block will be trained using an unsupervised learning approach, while the second learning step will be supervised.

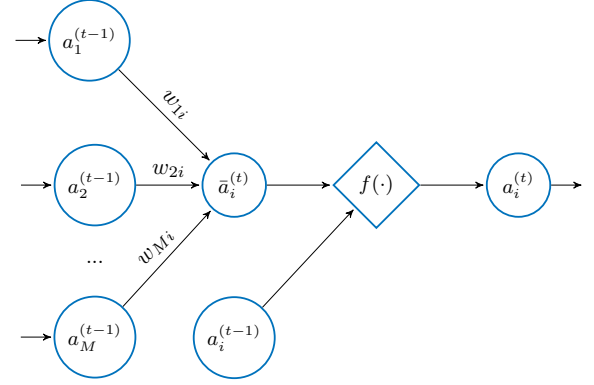
Equation (5) displays the unsupervised learning rule to compute the i -th column of the weight matrix $W_{M \times M}$ and the bias b_i connected to the i -th neuron,

$$\begin{bmatrix} b_i \\ W_i \end{bmatrix} = (X'_{i*} X_{i*})^{-1} X'_{i*} f(X_i)^{-1} \quad (5)$$

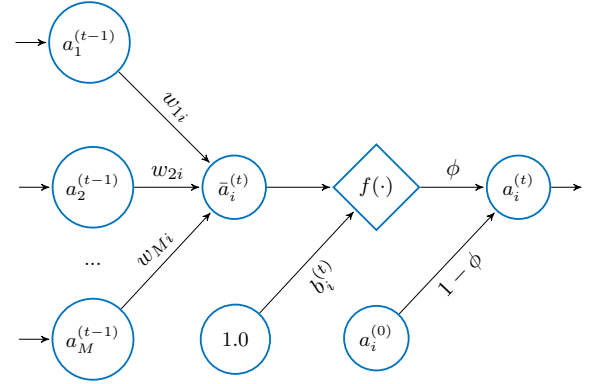
where X_i represents the i -th column of the training set $X_{K \times M}$ while X_{i*} is the matrix that results after removing the i -th column from X , while K denotes the number of training instances. Those weights correspond to the coefficients of M regression models such that X_i is deemed the target variable of the i -th model. We assume that the training set has been normalized and that they are inverse-friendly (i.e., they do not cause $f(\cdot)^{-1}$ to produce $-\infty$, $+\infty$ or any indeterminate behavior). The intuition of this procedure is that we want to approximate the i -th problem variable given the remaining ones.



(a) Reasoning rule in Equations (1)



(b) Reasoning rule in Equations (2)



(c) Reasoning rule in Equations (4)

Figure 2: Reasoning rules for LTCN-based models. In the first model, the neuron's activation value is determined by the states of connected neurons. In the second model, the neuron's activation value additionally considers the neuron's previous state before applying the transfer function. The aggregation of these values is passed through the transfer function. In the third model, the neuron's activation value by the bias, the states of connected neurons, and the neuron's previous state. However, the previous state is added after having transformed the incoming information flow with the transfer function. Moreover, the ϕ parameter controls the amount of information we take from the transfer function output, which is regarded as nonlinear information.

The second component of our proposal is a recurrence-aware sub-network that connects each temporal state vector $A^{(t)}$ with the decision neurons. Therefore, this sub-network uses all states resulting from the recurrent reasoning rule. Equation (6) shows the model used to compute the activation values of decision neurons,

$$\hat{Y} = f \left(H^{(T)} R + Q \right) \quad (6)$$

where $R_{(T+1) \times N}$ is the weight matrix connecting the temporal states (including the initial activation vector) with N decision neurons, $Q_{K \times N}$ is the bias weights attached to decision neurons, while $H^{(T)}$ is a $K \times (T + 1)$ matrix resulting from the recursive column-wise concatenation of the $T + 1$ temporal state vectors. This recurrent concatenation operation is defined as follows:

$$H^{(t)} = \left(H^{(t-1)} | A^{(t-1)} \right) \quad (7)$$

such that $H^{(0)} = X$. Note we have made a distinction between the inner weights (the ones connecting the features) and the outer weights (the ones connecting the temporal states with the decision neurons).

Figure 4 shows the decision model of FCM-based classifiers and the one proposed in this paper. In the first case, the model narrows down to a linear regression where the final state vector $A^{(T)}$ is used as independent variables of a regression model. The issue with this model is discussed next. If the network converges to a unique fixed point, $A^{(T)}$ will be the same for all initial activation values. If this situation comes to light, the model will produce the same decision class. In contrast, the proposed recurrence-aware model uses all temporal states as inputs of a regression model, thus preventing the classifier from producing the same decision class when converging to a unique fixed point. Therefore, our LTCN-based model will focus on the trajectory to the fixed point instead of focusing on the equilibrium point itself.

The last step is about learning the parameters connecting the temporal states with the decision classes in a supervised fashion. In practice, this means that we have to estimate the outer weights (denoted with the matrix R) and the outer bias weights attached to decision neurons (denoted with the matrix Q). Equation (8) formalizes how to estimate both weight matrices in a single step using a pseudoinverse learning rule:

$$\Omega = \begin{bmatrix} R \\ Q \end{bmatrix} = \left(H^{(T)} \right)^\dagger f(Y)^{-1} \quad (8)$$

where $(\cdot)^\dagger$ denotes the Moore-Penrose pseudoinverse, while $Y_{K \times N}$ is a matrix containing the inverse-friendly one-hot encoding of the decision classes. The Moore-Penrose pseudoinverse is computed using the orthogonal projection method. If the matrix H has linearly independent columns ($H^\top H$ is nonsingular), then $H^\dagger = (H^\top H)^{-1} H^\top$. In contrast, if H has linearly independent rows (HH^\top is nonsingular), then $H^\dagger = H^\top (H^\top H)^{-1}$. The former is a left inverse because $H^\dagger H = I$ and the latter is a right

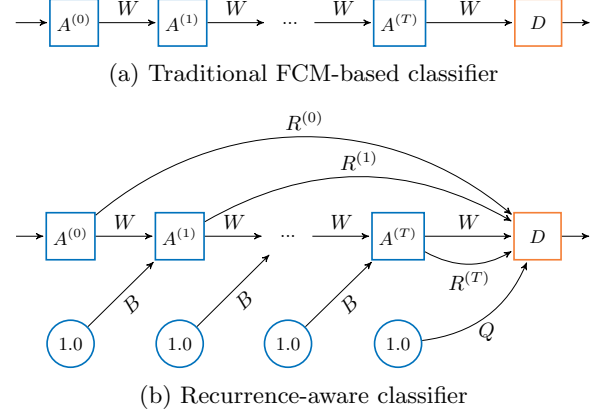


Figure 3: Decision model of a classic FCM-based classifier compared to our recurrence-aware neural classifier. In the former model, the decision class is determined from the last state vector. In our model, the decision class is computed considering all temporal state vectors the network produces during the recurrent reasoning process. This makes our model less sensitive to unique fixed-point attractors.

inverse because $HH^\dagger = I$. Overall, the Moore-Penrose pseudoinverse is one of the best strategies to solve the least square problem when H is not invertible.

C. Feature relevance measure

The advantages of our model include the ability to deal with unique fixed points, a very low training time (this feature will be illustrated during the numerical simulations), and the possibility of specifying the degree of nonlinearity of the model. However, the main motivation for using FCM-based classifiers relies on their intrinsic interpretability. This does not mean that we can expect to understand the model as a whole in the same way that we could not understand a very large decision tree. Instead, we want to elucidate how the model produced a certain decision class by using the knowledge structures (i.e., inner and outer weights) obtained during the learning phase.

In this subsection, we will introduce a comprehensive measure to quantify the relevance of features in the classifier's decision process. It is worth recalling that our neural model does not include hidden neurons that might hinder its interpretability. It has temporal states neurons instead. In other words, each component in the network has a well-defined meaning for the problem domain being modeled. Such a feature is pivotal for designing a feature relevance measure in our recurrence-aware classifier.

Equation (9) shows how to calculate the relevance score of a feature from the inner and outer weights,

$$\Omega(f_i) = \sum_{j=1}^M |w_{ij}| + \sum_{j=1}^N \sum_{t=0}^T |r_{ij}^{(t)}|. \quad (9)$$

The intuition of the feature relevance score is that important features will have outgoing weights with large

absolute values. In this measure, we consider the outgoing weights obtained during both learning phases (the unsupervised one that computes the weights in the inner sub-network and the supervised one that computes the weights connecting the features with the decisions). We did not include the neurons’ activation values in this formula based on the following assumption. If the feature is relevant but takes low activation values, then the pseudoinverse learning rule will compute weights with large absolute values. This is allowed in LTCN-based models since weights are neither constrained nor have any causal connotation. Actually, each weight must be analyzed by following the same statistical assumptions when interpreting coefficients in logistic regression models.

V. NUMERICAL SIMULATIONS

The following section is devoted to the numerical simulations and the ensuing discussion. Firstly, we present the research hypotheses and describe the datasets used for simulation purposes. Secondly, we study the effect of the non-linear parameter on the classifier’s performance. Thirdly, we compare our recurrence-aware classifier against state-of-the-art methods used to cope with structured classification problems. Finally, we illustrate how the feature relevance measure works in a case study.

A. Methodology and datasets

The experimentation methodology relies on four research hypotheses. Firstly, we claim that the performance of our recurrence-aware LTCN-based classifier is not affected when the network converges to a unique fixed-point attractor. Secondly, we claim that some problems can benefit from adding some linearity degree to the reasoning rule. Thirdly, we claim that the proposed neural classifier performs comparably to state-of-the-art black boxes. Finally, we claim that our LTCN-based classifier allows quantifying the relevance of each attribute without the need for post-hoc procedures.

To investigate our research hypotheses, we adopt 30 pattern classification datasets taken from the study in [34] and a case study concerning cybersecurity (to be presented in the last subsection). For the sake of convenience, we retained the datasets with numerical features and without missing values. Besides, all features have been normalized using the min-max scaling method. Table I provides relevant information about these datasets, such as the number of instances, the number of features, the number of classes, and the imbalance ratio.

In the following experiments, we use the Cohen’s Kappa coefficient [35] for measuring the classifiers’ performance. This measure estimates the inter-rater agreement for categorical items and ranges in $[-1, 1]$, where -1 indicates no agreement between the prediction and the ground-truth values, 0 means no learning (i.e., random prediction), and 1 means total agreement or perfect performance. While accuracy is considered mainstream when measuring classification rates, the Kappa coefficient is a more robust

Table I: Datasets used for simulation purposes.

ID	Name	Instances	Features	Classes	Imbalance
D1	banana	5,300	2	2	no
D2	bank	4,520	16	2	7:1
D3	cardiotocography-10	2,126	19	10	11:1
D4	cardiotocography-3	2,126	35	3	10:1
D5	mfeat-factors	2,000	216	10	no
D6	mfeat-fourier	2,000	77	10	no
D7	mfeat-karhunen	2,000	64	10	no
D8	mfeat-morphological	2,000	6	10	no
D9	mfeat-pixel	2,000	240	10	no
D10	mfeat-zernike	2,000	25	10	no
D11	musk2	6,598	164	2	no
D12	optdigits	5,620	64	10	no
D13	page-blocks	5,473	10	5	175:1
D14	pendigits	10,992	13	10	no
D15	plant-margin	1,600	64	100	no
D16	plant-shape	1,600	64	100	no
D17	plant-texture	1,600	64	100	no
D18	segment	2,301	19	7	no
D19	spambase	846	18	2	no
D20	vehicle	846	18	4	no
D21	vehicle0	846	18	2	no
D22	vehicle1	846	18	2	no
D23	vehicle2	846	18	2	no
D24	vehicle3	846	18	2	no
D25	waveform	5,000	40	3	no
D26	winequality-red	1,599	11	6	68:1
D27	winequality-white	4,898	11	7	440:1
D28	yeast	1,484	8	10	93:1
D29	yeast1	1,484	8	2	no
D30	yeast3	1,484	8	2	8:1

measure since it considers the agreement occurring by chance, which is especially relevant for datasets with class imbalance [36], [37].

B. Exploring the quasi-nonlinear model

In this section, we study the quasi-nonlinear reasoning model and illustrate the issues caused by unique fixed points. To perform the simulations, we perform 5-fold cross-validation without any hyper-parameter tuning as we want to study the network’s performance when varying the nonlinearity parameter and the number of iterations. Figure 4 shows the Kappa score obtained for each dataset when using the classic decision model (depicted in Figure 3a) and our recurrence-aware decision model (depicted in Figure 3b) for different ϕ values. In this experiment, the maximal number of iterations is set to 20 while neurons use a sigmoid transfer function.

Three conclusions can be drawn from this simulation. Firstly, the traditional decision model of FCM-based classifiers is worse than a regression model (that is to say, $\phi = 0$) due to the convergence issues. It can be easily verified that the traditional FCM-based classifier converges to a unique fixed point, thus recognizing a single decision class (which causes the Kappa value to be zero). Actually, the more iterations we perform, the higher the probability of observing such a behavior. Secondly, our recurrence-aware model is not affected by unique fixed-points regardless of the ϕ value. Thirdly, the models with the larger ϕ values have better discriminatory capabilities. While this is expected, we should study the cases in which $0 < \phi < 1$ before jumping to definite conclusions.

Figure 5 shows the Kappa value obtained for selected datasets when varying the ϕ value and the number of iterations in our model. These figures support our second

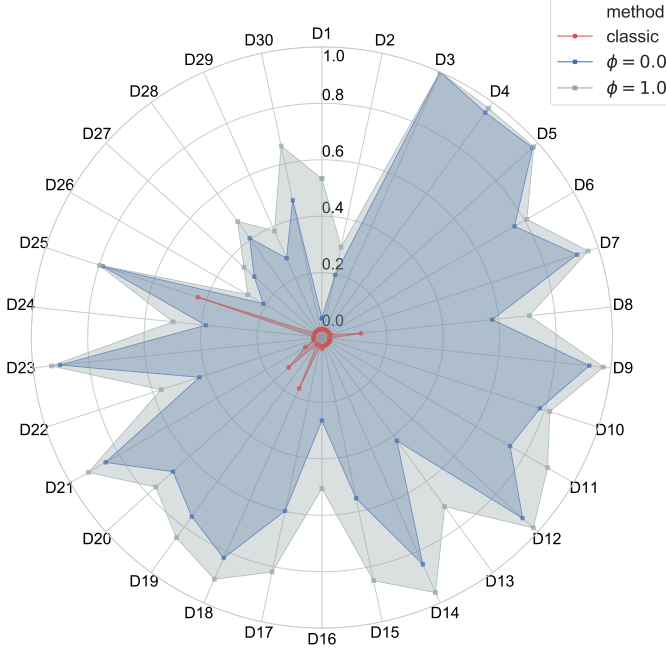


Figure 4: Kappa score obtained by the decision models depicted in Figures 3a and 3b. This simulation shows that our recurrence-aware model is not affected by unique fixed point attractors regardless of the ϕ value. In contrast, the classic FCM-based classifier performs worse than a regression model ($\phi = 0$).

hypothesis: some problems can benefit from adding some linearity degree to the reasoning rule.

C. Exploring the model’s predictive power

In this subsection, we compare the predictive power of our model against state-of-the-art classifiers (both white and black boxes). The selected algorithms include: Support Vector Machine (SVM), Logistic Regression (LR), Gaussian Naive Bayes (GNB), Decision Tree (DT), Random Forest (RF), and Multilayer Perceptron (MLP). In this simulation, we perform 5-fold nested cross-validation (i.e., with hyper-parameter tuning using the grid search method). Table II depicts the hyper-parameters included in the tuning process and their values.

Figure 6 portrays the average Kappa value on the 30 datasets. The results suggest that our neural network performs comparably to SVM and RF when it comes to the generalization error. This comes with no surprise since these black boxes often report high prediction rates in tabular pattern classification problems. Simultaneously, our algorithm’s predictive power is far superior to the white boxes included in the study.

It can be argued whether RF can still be considered a black box since we can quantify features’ relevance as a proxy for interpretability. Despite this fact, our model involves other features, such as the possibility of domain experts injecting prior knowledge into the network. In other words, the expert can modify the inner weight

Table II: Hyper-parameters optimized

Method	Hyper-parameters
SVM	kernel = linear, poly, rbf, sigmoid C = 0.01 to 100 gamma = scale, auto
RF	number of estimators = 10 to 100 criterion = gini, entropy max_depth = 2 to 10
DT	criterion = gini, entropy max_depth = sqrt, log2, auto splitter = best, random
MLP	transfer function = identity, logistic, tanh, relu solver = lbfgs, sgd, adam learning rate = constant, invscaling, adaptive alpha = 0.01 to 0.5
LTCN	transfer function = sigmoid, tanh phi = 0.0 to 1.0

matrix to encode rules that have not yet been observed in the data (i.e., the expected revenue increase after adding a new product to the stock). Achieving such a degree of flexibility with RF is not trivial.

Figure 7 shows the average training time of each model. In this experiment, we used an optimist approach and the whole dataset since we just wanted to measure the training time. The simulations were run on a laptop with the following features: Core i9 7th generation, 10 physical processors, and 16GB RAM.

The results show that our algorithm is the fastest among the most accurate algorithms. In summary, we can conclude that the proposed recurrence-aware LTCN classifier is as accurate as the black boxes included in the study while also being fairly fast.

D. Exploring the model’s interpretability

In this subsection, we explore the interpretability of our neural model using a case study. The “Phishing case” [38] is a binary classification problem described by 48 features extracted from 5000 phishing webpages and 5000 legitimate webpages and a class variable. Some of the features are: NumDots, UrlLength, NumDash, NumDashInHost-name, AtSymbol, TildeSymbol, NumUnderscore, NumQueryComponents, NumAmpersand, NumHash, NumNumericChars, IpAddress, DoubleSlashInPath, PopUpWindow, ImagesOnlyInForm, and UrlLengthRT. Phishing is a popular form of cyber-attack that uses bogus websites to rob confidential user data such as account login credentials, credit card numbers, etc.. Unfortunately, all over the world, phishing incidents remain growing and increasing drive, therefore we find this area of application a high-stakes decision problem.

One of the most extensively adopted anti-phishing solutions is the blacklist alert system, found in typical web browsers such as Google Chrome and Mozilla Firefox. The blacklist system simply queries a central database of already-known phishing URLs, hence it is not detecting newly launched phishing websites. A more favorable and rational anti-phishing resolution is using a machine learning-based detection system, giving it the elasticity of recognizing new phishing websites.

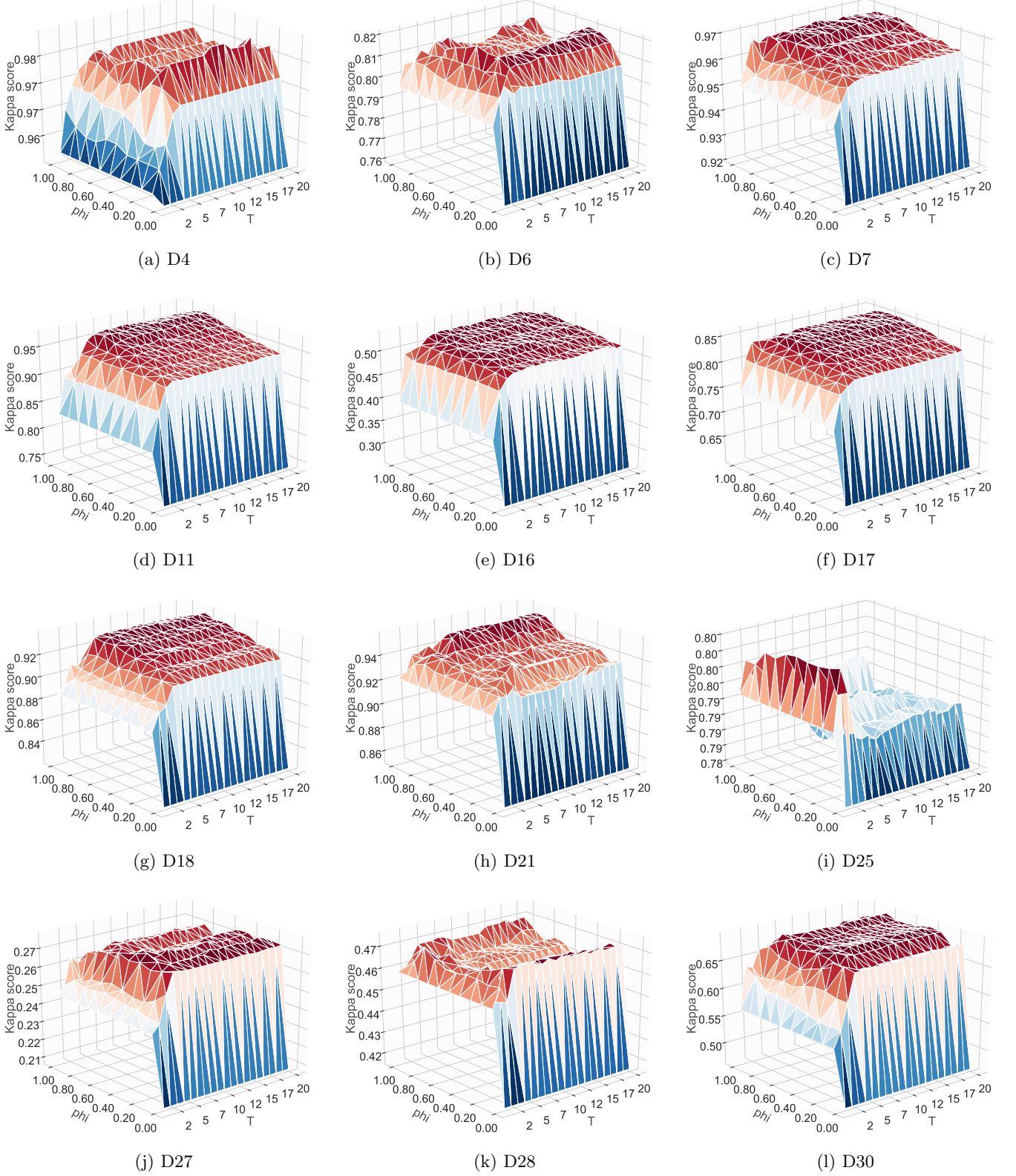


Figure 5: Kappa value obtained for selected datasets when varying the ϕ value and the number of iterations in our model. It can be noticed that $\phi = 1$ does not necessarily yield the largest Kappa score. Moreover, we can conclude that, for these problems, the performance does not increase much after performing five iterations. This happens because the network converges to a fixed point attractor, so more iterations do not add any new information to the augmented hidden state $H^{(t)}$ depicted in Equation (6). In practice, we just stop the recurrent reasoning process when we notice the network has converged to a fixed-point attractor. In that way, we avoid adding the same columns to the hidden state $H^{(t)}$, which might cause issues when computing the Moore-Penrose pseudoinverse.

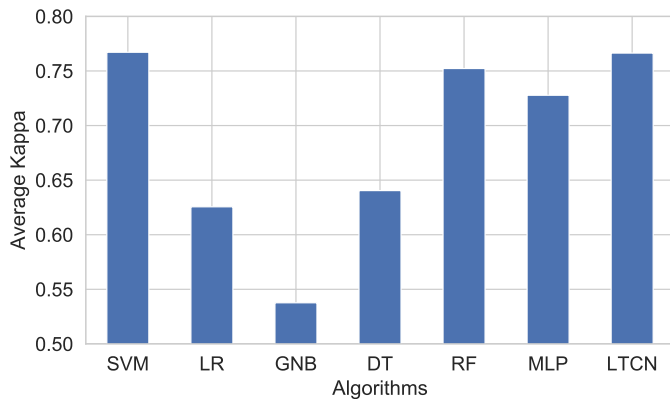


Figure 6: Average Kappa value reported by each classifier after performing hyper-parameter tuning. SVM, LTCN and RF report the highest prediction rates in this simulation.

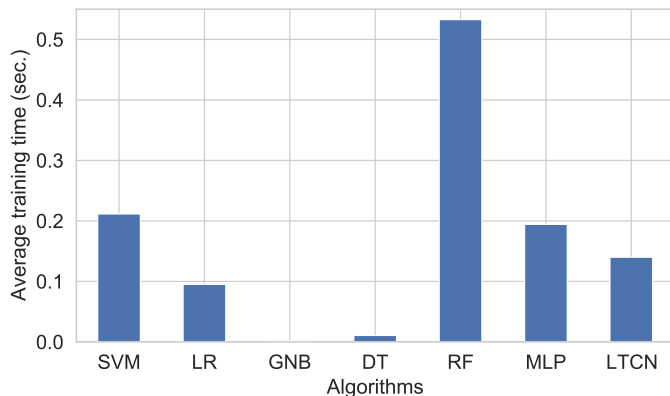


Figure 7: Average training time (in seconds) reported by each classifier. In this experiment, we used the whole dataset. Our model is the fastest among the most accurate algorithms.

The LTCN classifier reported an accuracy of 97% after performing 5-fold cross-validation. In this experiment, we set the nonlinearity parameter to 0.8 and the number of iterations to 50 such that we can see what happens when we use more iterations than needed.

Figure 8 shows the behavior of outer weights connecting the temporal states with the decision neurons. The reader can notice that in some iterations, the supervised learning algorithm estimates the same weights repeatedly. This happens because the LTCN converges to a unique fixed point where the state vectors do not change as the iterations continue.

Figure 9 displays the histogram for the normalized outer weights. It can be noted that weights follow a zero-mean normal distribution, which suggests that the learning algorithm based on the Moore-Penrose pseudoinverse learns sparse weights. This desired behavior is unexpected since we did not consider any regularization component when designing the learning algorithm.

Next we compute the relevance score of each feature

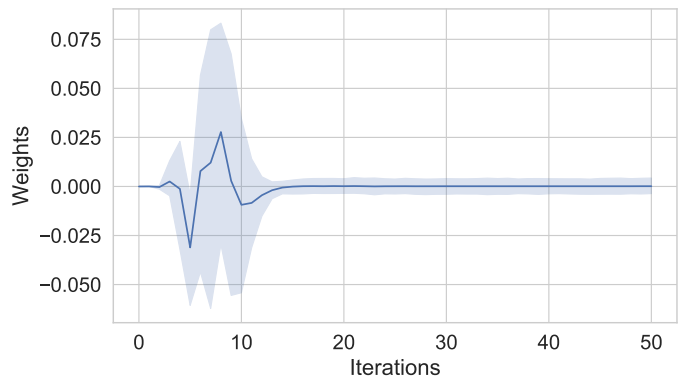


Figure 8: Behavior of outer weights. The solid line represents the mean and the shadow indicates the 95% confidence interval. It can be noticed that the weights connecting the inner neurons with the decision neurons do not change after some iterations.

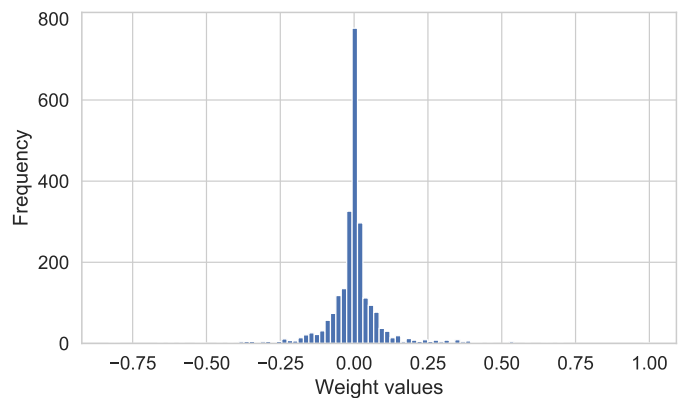


Figure 9: Distribution of outer weights. The weights follow a zero-mean Gaussian distribution, meaning that the learning method is able to produce sparse weight matrices.

using Equation (9). As mentioned, the intuition of this measure is that important features will have outgoing weights with large absolute values. Figure 10 portrays the relevance scores such that f_i denotes the i -th problem feature. It was observed that the largest relevance score corresponds to f_5 (NumDash). Other important features are: f_6 (NumDashInHostname), f_{11} (NumQueryComponents), f_{20} (HttpsInHostname), f_{21} (HostnameLength) and f_{34} PctNullSelfRedirectHyperlinks.

Validating these scores is not an easy task: different models might focus on different features. That is why having a comprehensible measure is important to gain trustworthiness in the results. Despite this fact, we insisted on comparing the relevance scores with the coefficients of a logistic model after reducing the number of features (for the sake of simplicity). Aiming at selecting the features, we used the CfsSubsetEval method, which evaluates the worth of a subset of features by considering the individual predictive ability of each feature along with the degree of

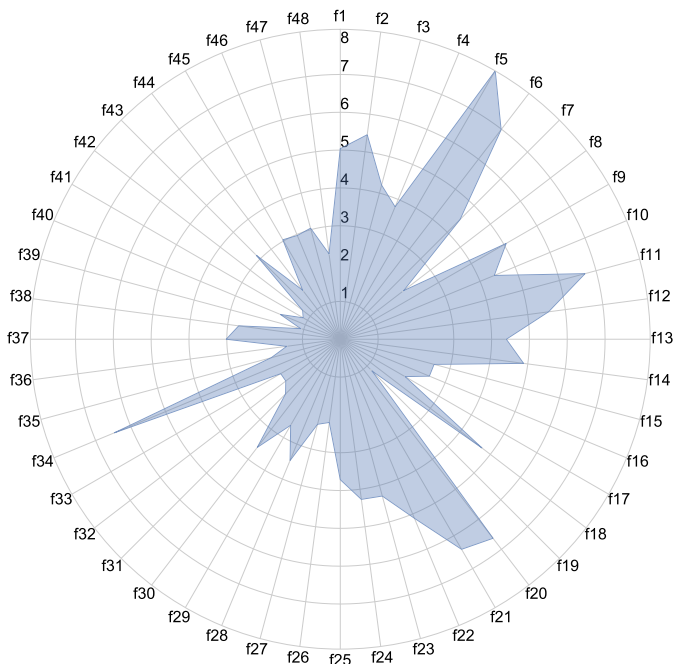


Figure 10: Importance scores of problem features. The fifth problem feature (NumDash) seems to be of utmost importance for the decision model of our FCM-based classifier.

redundancy between them.

The selected features were f_1 (NumDots), f_3 (Path-Level), f_5 (NumDash), f_{14} (NumChars), f_{25} (NumSensitiveWords), f_{27} (PctExtHyperlinks), f_{30} (InsecureForms), f_{34} (PctNullSelfRedirectHyperlinks), f_{35} (FrequentDomainNameMismatch), f_{38} (PopUpWindow), f_{39} (SubmitInfoToEmail), f_{47} (ExtMetaScriptLinkRT), and f_{48} PctExtNullSelfRedirectHyperlinksRT.

Equation (10) formalizes the logistic regression model obtained from these features,

$$L(x) = -6.83f_1 - 7.62f_3 + \mathbf{26.17}f_5 - 0.41f_{14} - 5.53f_{25} + 8.98f_{27} - 3.14f_{30} + 4.51f_{34} - 4.11f_{35} + 4.5f_{38} + 3.79f_{39} - 2.37f_{47} + 9.37f_{48} - 3.0917. \quad (10)$$

The reader can notice that, while the important features and the weights differ with the ones reported by our measure, the f_5 continues to have the largest weight in the logistic regression model. This aligns well with the relevance scores reported by our measure. We also observed an interesting behavior when using all features to build a regularized regression model: the larger the penalization, the larger the weight of the f_5 feature. This further confirms that this feature is quite important for the decision process of these regression-like classifiers.

VI. CONCLUDING REMARKS

In this paper, we presented a recurrence-aware LTCN-based model for interpretable pattern classification. While

many FCM-based classifiers have the limitation of converging to a unique fixed point, therefore being able to recognize only one decision class, our proposal evades this by establishing temporal connections between all earlier states and the decision neurons. In that way, our model focuses on the trajectory to the equilibrium point rather than the fixed point itself. In addition, we proposed a parametric quasi-nonlinear reasoning rule to control nonlinearity. Another drawback found in the literature is that many learning algorithms for FCM-like models are meta-heuristic-based and suffer from being slow and easily attracted to local optima. This proposal dodges these issues by employing instead a two-step deterministic learning method. Last but not least, we propose a feature relevance score as a proxy for interpretability.

The numerical simulations using 30 structured pattern classification problems supported our research hypotheses. Firstly, we confirmed that our recurrence-aware LTCN model is not affected by unique fixed point attractors, in contrast to the FCM-based classifier, which performed worse than a logistic regression model. Secondly, we illustrated how some problems benefit from models having a certain linearity degree (that is to say, the benefit of using the neurons' initial states when computing the temporal states). Thirdly, we showed that our model's discriminatory capability is comparable to the most accurate state-of-the-art algorithms. Solving the convergence issues was a means to an end, namely, equipping the model with interpretability features. In that regard, the proposed feature relevance served to detect the most important feature in the phishing case study. Such a feature was found to have the largest coefficient in a logistic regression model, which can be understood as a sort of validation. It is worth recalling that different models might focus on different features without reporting any contradiction. Also, we observed that our deterministic learning algorithm produced sparse weight representations, even when we did not include any regularization strategy.

ACKNOWLEDGMENT

Y. Salgueiro would like to acknowledge the support provided by the Program CONICYT FONDECYT de Postdoctorado through project 3200284. I. Grau acknowledges the funding from the Artificial Intelligence Research Program of the Flemish Government, Belgium.

REFERENCES

- [1] R. O. Duda, P. E. Hart, and D. G. Stork, *Pattern classification*, 2nd ed. John Wiley & Sons Inc., 2012.
- [2] D. Gunning and D. W. Aha, "DARPA's Explainable Artificial Intelligence Program," *AI Magazine*, vol. 40, no. 2, pp. 44–58, 2019.
- [3] B. Goodman and S. Flaxman, "European Union Regulations on Algorithmic Decision-Making and a "Right to Explanation"," *AI Magazine*, vol. 38, no. 3, pp. 50–57, Sep. 2017.
- [4] A. Barredo Arrieta, N. Diaz-Rodríguez, J. Del Ser, A. Bannetot, S. Tabik, A. Barbado, S. Garcia, S. Gil-Lopez, D. Molina, R. Benjamins, R. Chatila, and F. Herrera, "Explainable Artificial Intelligence (XAI): Concepts, taxonomies, opportunities and challenges toward responsible AI," *Information Fusion*, vol. 58, pp. 82–115, Jun. 2020.

- [5] Z. C. Lipton, "The Mythos of Model Interpretability," in *2016 ICML Workshop on Human Interpretability (WHI 2016)*, vol. 61, no. 10. Association for Computing Machinery, Jun. 2016, pp. 96–100.
- [6] C. Molnar, *Interpretable Machine Learning*. Leanpub, 2019.
- [7] I. Grau, D. Sengupta, M. M. G. Lorenzo, and A. Nowe, "An interpretable semi-supervised classifier using rough sets for amended self-labeling," in *IEEE International Conference on Fuzzy Systems (FUZZ-IEEE)*, 2020, pp. 1–8.
- [8] S. M. Lundberg and S.-I. Lee, "A Unified Approach to Interpreting Model Predictions," in *Advances in Neural Information Processing Systems 30*, I. Guyon, U. V. Luxburg, S. Bengio, H. Wallach, R. Fergus, S. Vishwanathan, and R. Garnett, Eds. Curran Associates, Inc., 2017, pp. 4765–4774.
- [9] M. T. Ribeiro, S. Singh, and C. Guestrin, "Why Should I Trust You?: Explaining the Predictions of Any Classifier," in *Proceedings of the 22nd ACM SIGKDD International Conference on Knowledge Discovery and Data Mining*. New York, NY, USA: Association for Computing Machinery, 2016, pp. 1135–1144.
- [10] C. Rudin, "Stop explaining black box machine learning models for high stakes decisions and use interpretable models instead," vol. 1, no. 5, pp. 206–215, May 2019.
- [11] B. Kosko, "Fuzzy cognitive maps," *International Journal of Man-Machine Studies*, vol. 24, no. 1, pp. 65–75, Jan. 1986.
- [12] E. I. Papageorgiou and J. L. Salmeron, "A review of fuzzy cognitive maps research during the last decade," *IEEE Transactions on Fuzzy Systems*, vol. 21, no. 1, pp. 66–79, 2013.
- [13] L. Concepción, G. Nápoles, R. Falcon, K. Vanhoof, and R. Bello, "Unveiling the dynamic behavior of fuzzy cognitive maps," *IEEE Transactions on Fuzzy Systems*, pp. 1–10, 2020.
- [14] G. Nápoles, F. Vanhoenshoven, R. Falcon, and K. Vanhoof, "Nonsynaptic error backpropagation in long-term cognitive networks," *IEEE Transactions on Neural Networks and Learning Systems*, vol. 31, no. 3, pp. 865–875, 2020.
- [15] S. Bueno and J. L. Salmeron, "Benchmarking main activation functions in fuzzy cognitive maps," *Expert Systems with Applications*, vol. 36, no. 3, pp. 5221–5229, Apr. 2009.
- [16] G. Nápoles, J. L. Salmeron, W. Froelich, R. Falcon, M. L. Espinosa, F. Vanhoenshoven, R. Bello, and K. Vanhoof, "Fuzzy cognitive modeling: Theoretical and practical considerations," in *Intelligent Decision Technologies 2019 - Proceedings of the 11th KES International Conference on Intelligent Decision Technologies (KES-IDT 2019), Volume 1, Malta, June 17-19, 2019*, ser. Smart Innovation, Systems and Technologies, I. Czarnowski, R. J. Howlett, and L. C. Jain, Eds., vol. 142. Springer, 2019, pp. 77–87.
- [17] G. A. Papakostas, Y. S. Boutalis, E. E. Koulouriotis, and B. G. Mertzios, "Fuzzy cognitive maps for pattern recognition applications," *International Journal of Pattern Recognition and Artificial Intelligence*, vol. 22, no. 08, pp. 1461–1486, Dec. 2008.
- [18] G. A. Papakostas and D. E. Koulouriotis, "Classifying patterns using fuzzy cognitive maps," in *Fuzzy Cognitive Maps*. Springer Berlin Heidelberg, 2010, pp. 291–306.
- [19] H. J. Song, C. Y. Miao, R. Wuyts, Z. Q. Shen, M. D'Hondt, and F. Catthoor, "An extension to fuzzy cognitive maps for classification and prediction," *IEEE Transactions on Fuzzy Systems*, vol. 19, no. 1, pp. 116–135, Feb. 2011.
- [20] A. Anagnostis, A. C. Tagarakis, G. Asiminari, E. Papageorgiou, D. Kateris, D. Moshou, and D. Bochtis, "A deep learning approach for anthracnose infected trees classification in walnut orchards," *Computers and Electronics in Agriculture*, vol. 182, p. 105998, 2021.
- [21] E. Papageorgiou, C. D. Stylios, and P. P. Groumpos, "Active hebbian learning algorithm to train fuzzy cognitive maps," *International Journal of Approximate Reasoning*, vol. 37, no. 3, pp. 219–249, 2004.
- [22] G. Papakostas, D. Koulouriotis, A. Polydoros, and V. Tourassis, "Towards hebbian learning of fuzzy cognitive maps in pattern classification problems," *Expert Systems with Applications*, vol. 39, no. 12, pp. 10 620–10 629, Sep. 2012.
- [23] E. Papageorgiou and P. P. Groumpos, "A new hybrid method using evolutionary algorithms to train fuzzy cognitive maps," *Applied Soft Computing*, vol. 5, no. 4, pp. 409–431, 2005.
- [24] W. Stach, L. A. Kurgan, and W. Pedrycz, "A divide and conquer method for learning large fuzzy cognitive maps," *Fuzzy Sets and Systems*, vol. 161, no. 19, pp. 2515–2532, 2010.
- [25] W. Stach, W. Pedrycz, and L. A. Kurgan, "Learning of fuzzy cognitive maps using density estimate," *IEEE Transactions on Systems, Man, and Cybernetics, Part B (Cybernetics)*, vol. 42, no. 3, pp. 900–912, 2012.
- [26] M. León, L. Mkrtchyan, B. Depaire, D. Ruan, and K. Vanhoof, "Learning and clustering of fuzzy cognitive maps for travel behaviour analysis," *Knowledge and Information Systems*, vol. 39, no. 2, pp. 435–462, Mar. 2013.
- [27] J. L. Salmeron, A. Ruiz-Celma, and Á. Mena, "Learning fcms with multi-local and balanced memetic algorithms for forecasting industrial drying processes," *Neurocomputing*, vol. 232, pp. 52–57, 2017.
- [28] G. Nápoles, I. Grau, E. Papageorgiou, R. Bello, and K. Vanhoof, "Rough cognitive networks," *Knowledge-Based Systems*, vol. 91, pp. 46–61, Jan. 2016.
- [29] G. Nápoles, C. Mosquera, R. Falcon, I. Grau, R. Bello, and K. Vanhoof, "Fuzzy-rough cognitive networks," *Neural Networks*, vol. 97, pp. 19–27, Jan. 2018.
- [30] G. Felix, G. Nápoles, R. Falcon, R. Bello, and K. Vanhoof, "Performance analysis of granular versus traditional neural network classifiers: Preliminary results," in *2018 IEEE International Conference on Computational Intelligence and Virtual Environments for Measurement Systems and Applications (CIVEMSA)*, 2018, pp. 1–6.
- [31] W. Froelich, "Towards improving the efficiency of the fuzzy cognitive map classifier," *Neurocomputing*, vol. 232, pp. 83–93, Apr. 2017.
- [32] P. Szwed, "Classification and feature transformation with fuzzy cognitive maps," *Applied Soft Computing*, vol. 105, p. 107271, Jul. 2021.
- [33] G. Nápoles, M. L. Espinosa, I. Grau, K. Vanhoof, and R. Bello, "Fuzzy cognitive maps based models for pattern classification: Advances and challenges," in *Soft Computing Based Optimization and Decision Models*. Springer International Publishing, Aug. 2017, pp. 83–98.
- [34] G. Nápoles, W. Goossens, Q. Moesen, and C. Mosquera, "Fast k-fuzzy-rough cognitive networks," in *2020 International Joint Conference on Neural Networks (IJCNN)*, 2020, pp. 1–8.
- [35] J. Cohen, "A coefficient of agreement for nominal scales," *Educational and Psychological Measurement*, vol. 20, no. 1, pp. 37–46, 1960.
- [36] N. Japkowicz and M. Shah, *Evaluating learning algorithms: a classification perspective*. Cambridge University Press, 2011.
- [37] A. Ben-David, "Comparison of classification accuracy using Cohen's weighted kappa," *Expert Systems with Applications*, vol. 34, no. 2, pp. 825–832, 2008.
- [38] K. L. Chiew, C. L. Tan, K. Wong, K. S. Yong, and W. K. Tiong, "A new hybrid ensemble feature selection framework for machine learning-based phishing detection system," *Information Sciences*, vol. 484, pp. 153–166, 2019.