

Automatic differentiation applied to excitations with Projected Entangled Pair States

Boris Ponsioen¹, Fakher F. Assaad², Philippe Corboz¹

¹ Institute for Theoretical Physics Amsterdam and Delta Institute for Theoretical Physics, University of Amsterdam, Science Park 904, 1098 XH Amsterdam, The Netherlands

² Institut für Theoretische Physik und Astrophysik and Würzburg-Dresden Cluster of Excellence ct.qmat, Universität Würzburg, Am Hubland, D-97074 Würzburg, Germany

* b.g.t.ponsioen@uva.nl

October 1, 2021

Abstract

The excitation ansatz for tensor networks is a powerful tool for simulating the low-lying quasiparticle excitations above ground states of strongly correlated quantum many-body systems. Recently, the two-dimensional tensor network class of infinite entangled pair states gained new ground state optimization methods based on automatic differentiation, which are at the same time highly accurate and simple to implement. Naturally, the question arises whether these new ideas can also be used to optimize the excitation ansatz, which has recently been implemented in two dimensions as well. In this paper, we describe a straightforward way to reimplement the framework for excitations using automatic differentiation, and demonstrate its performance for the Hubbard model at half filling.

Contents

1	Introduction	2
2	Methods	3
2.1	iPEPS	3
2.2	iPEPS excitation ansatz	3
2.3	Automatic differentiation	5
2.4	iPEPS excitations with AD	5
2.4.1	Three point functions with CTM	5
2.4.2	CTM summation	7
2.4.3	Computing the lowest excited states	9
2.4.4	Fixed-point variant	10
3	Results	11
3.1	Charge gap in the half-filled Hubbard model	11
3.2	Spectral function	14
4	Conclusion	16

A QMC calculations	17
B Subspace size dependency	20
References	20

1 Introduction

As both a computational tool and a conceptual framework for simulating and understanding the physics of strongly correlated quantum systems, tensor networks have gained a prominent role in recent years. In two dimensions, the infinite projected-entangled pair state (iPEPS) ansatz [1–6] is the natural extension of the one dimensional matrix product states (MPS) [7–9] that have been widely used in many applications. While in early years the optimization of iPEPS for ground states and the evaluation of expectation values was considered too costly in comparison to efficient quasi-two-dimensional MPS-based approaches, both the development of efficient and powerful algorithms as well as the improvement in available computational power have made accurate applications possible. These methods, which are able to run on now commonly available hardware, generally require significant developmental investment and have therefore not yet been adopted by a large community.

One recent advancement that promises a lower barrier for ground-state optimization of iPEPS is the application of automatic differentiation (AD) [10], a technique that is well known in the context of machine learning. The main advantage of this approach is that, if an algorithm is built from computation steps for which the analytical derivative can be explicitly implemented, only the code for evaluating the cost function is required, in our case the energy expectation value. By applying the chain rule of differentiation, the associated computational graph can be traversed in an automated manner, such that the gradient of the energy with respect to the variational parameters can be computed without any further programming effort. The application of AD in iPEPS ground-state simulations, recently also in the highly nontrivial study of the phase transition in the $J_1 - J_2$ model from the ordered to a quantum spin liquid phase [11], offers a promising new direction.

While the iPEPS ansatz is best known for its use in ground-state simulations, also recently new extensions have emerged that target low-lying excited states [12] as well as thermal states [13–19]. The excitation ansatz for iPEPS, based on its one-dimensional MPS equivalent [20–23], offers the possibility to accurately simulate quasiparticle excitations on top of a strongly correlated ground state. After its original development [12] it has been extended to more general spin models [24] and fermionic models [25], the latter using a new implementation based on the corner transfer matrix (CTM) [26–29] contraction method.

Here we will show how the infinite summations required to contract the excited-state iPEPS network can be performed in a different way, leading to a simpler implementation and lower computational cost. Then we detail how to use the concepts of AD in order to find to optimized lowest-lying excited states, using a fully $U(1)$ -symmetric differentiable tensor contraction implementation. Additionally, we propose a variant based on the fixed-point of the CTM algorithm, introduced earlier for ground-state simulations [10], leading to a large

further reduction in memory cost.

We demonstrate the performance of the new algorithm on a nontrivial example of the calculation of the charge gap in the two-dimensional Hubbard model and compare to results from Quantum Monte Carlo (QMC). We also present results and a comparison for the spectral function at intermediate interaction strengths.

The first section of this paper introduces the iPEPS concepts that form the foundation of the algorithm. Then we continue with the formulation of the iPEPS excitation ansatz and a detailed description of the CTM summation scheme. In Secs. 2.3 and 2.4 we introduce the application of AD in the context of excitations and provide pseudocode outlines of the general algorithm as well as the fixed-point variant. Finally we present the results obtained for the 2D Hubbard model at half filling with both iPEPS and QMC, with details regarding the QMC computations in Appendix A. In Appendix B we describe additional technical details relevant for implementing our algorithm. For the iPEPS algorithm we additionally provide a fully functional basic version of the code [30], including a ground-state optimization method.

2 Methods

2.1 iPEPS

Projected entangled-pair states (PEPS) [1–6], sometimes also known as tensor product states, form the natural extension of matrix product states to two dimensions. In the infinite version (iPEPS) [31], the ansatz consists of an infinite network of order-5 tensors, each containing dD^4 variational parameters. The different dimensions d and D refer to the local Hilbert space on a single site and the bond dimension, respectively, the latter of which controls the accuracy of the ansatz. For simplicity, in this paper we limit the discussion to translationally invariant systems, with a one-site unit cell with a single tensor A that is repeated on the lattice, though the implementation can be easily extended to arbitrary unit cell sizes [25].

Since the excitation ansatz is constructed from a ground state, first the optimized ground-state A tensor has to be obtained. Recently, it was shown [10] that AD can be employed to perform accurate and efficient ground-state simulations. We have used this idea here in combination with symmetric tensors [32, 33], where we exploit the global Abelian symmetry of the Hubbard model in order to greatly speed up the computations.

2.2 iPEPS excitation ansatz

The iPEPS excitation ansatz, first described in [12] and extended in [24, 25], can be used to approximate quasiparticles localized in momentum space. Starting from the ground state, we modify the iPEPS by changing one of the ground-state A tensors by a different tensor B on a location $\mathbf{x} = (i, j)$:

$$|\Psi_0(A)\rangle \rightarrow |\Phi(A, B)_{\mathbf{x}}\rangle, \quad (1)$$

and pictured in Fig. 1. Consequently, the excited state with momentum $\mathbf{k} = (k_x, k_y)$ is constructed by performing a summation with appropriate phase factors

$$|\Phi(B)_{\mathbf{k}}\rangle = \sum_{\mathbf{x}} e^{i\mathbf{k}\cdot\mathbf{x}} |\Phi(B)_{\mathbf{x}}\rangle. \quad (2)$$

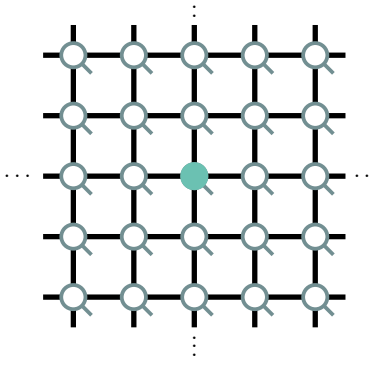


Figure 1: Schematic picture of an excitation tensor in the center of an infinite PEPS.

The goal is now to find the optimal variational parameters in tensor B with the A tensors kept fixed. Minimizing the energy under the constraint that the wavefunction is normalized writes

$$\frac{\partial}{\partial B^\dagger} [\langle \Phi(B)_\mathbf{k} | \mathcal{H} | \Phi(B)_\mathbf{k} \rangle - \omega_\mathbf{k} (\langle \Phi(B)_\mathbf{k} | \Phi(B)_\mathbf{k} \rangle - 1)] = 0. \quad (3)$$

The first term corresponds to the triple infinite sum

$$\frac{\partial}{\partial B^\dagger} \langle \Phi(B^\dagger)_\mathbf{k} | \mathcal{H} | \Phi(B)_\mathbf{k} \rangle = \frac{\partial}{\partial B^\dagger} \sum_{\mathbf{x}_1, \mathbf{x}_2, j} e^{i\mathbf{k} \cdot (-\mathbf{x}_1 + \mathbf{x}_2)} \langle \Phi(B^\dagger)_{\mathbf{x}_1} | h_j | \Phi(B)_{\mathbf{x}_2} \rangle, \quad (4)$$

where $\mathcal{H} \equiv \sum_j h_j$ refers to a summation of local Hamiltonian terms on different bonds j . We can rewrite the expectation value $\langle \Phi(B^\dagger)_\mathbf{k} | \mathcal{H} | \Phi(B)_\mathbf{k} \rangle$ as $\vec{\mathbf{B}}^\dagger \mathbb{H}_\mathbf{k} \vec{\mathbf{B}}$, defining the effective Hamiltonian matrix, $\mathbb{H}_\mathbf{k}$, which corresponds to the tensor network representing this expectation value with the B and B^\dagger tensors removed and reshaped into a matrix, and with $\vec{\mathbf{B}}$ and $\vec{\mathbf{B}}^\dagger$ being the tensors B and B^\dagger reshaped into vectors, respectively. In a similar fashion, we can define an effective norm matrix, $\mathbb{N}_\mathbf{k}$, with $\langle \Phi(B^\dagger)_\mathbf{k} | \Phi(B)_\mathbf{k} \rangle = \vec{\mathbf{B}}^\dagger \mathbb{N}_\mathbf{k} \vec{\mathbf{B}}$, involving a double-infinite sum. Solving Eq. 3 boils down to solving the generalized eigenvalue problem for $\vec{\mathbf{B}}$,¹

$$\mathbb{H}_\mathbf{k} \vec{\mathbf{B}} = \omega_\mathbf{k} \mathbb{N}_\mathbf{k} \vec{\mathbf{B}}. \quad (5)$$

The main technical challenge is to evaluate the triple infinite sum in Eq. 4. Taking the derivative with respect to the B^\dagger tensor removes the tensor from the network, leaving a "hole" in its place. Thus, after taking the derivative we have an infinite sum over the location of the B tensor, the Hamiltonian terms, and the location of the hole. By exploiting translational invariance we can eliminate one of these sums. In the previous implementations in Refs. [24,25] the sum is taken over the former two, with the location of the hole fixed at the center. Here we adopt a different strategy, namely that we eliminate the sum over Hamiltonian terms instead, which has the advantage that the summation of 2-body terms (which is technically more challenging and computationally more expensive than the summation over the B tensors) can be avoided. The question is then how the summation over the hole can be performed. While this summation could be implemented in a manual fashion as done in Ref. [34] for ground

¹In practice, we need to restrict the B tensor to a subspace in which the modes with small norm have been removed. We discuss the dependence on the subspace size in Appendix B.

state calculations, here we will show that a much simpler approach is offered by automatic differentiation (AD). We simply perform a summation over the B and B^\dagger tensors and compute the derivative with respect to B^\dagger in an automatized fashion using AD. This results in a code which is substantially simpler, faster, and much more easy to generalize to Hamiltonians beyond nearest-neighbor interactions.

2.3 Automatic differentiation

Although its name might suggest an opaque and automatized computational tool, AD is nothing more than a programmatic way to apply the chain rule of differentiation. Most commonly used in the field of machine learning, where it forms the backbone of most optimization methods, AD requires the explicit implementation of the derivatives of basic operations². If all steps in a given algorithm can be reduced to combinations of these basic operations, the AD code is able to construct the gradient of the output of the full algorithm with respect to its inputs. Evidently, if a particular algorithm is made of operations of which the derivative is already known, the implementation effort required of the programmer is extraordinarily low.

Recently AD techniques have been applied to the optimization problem of iPEPS [10]. Considerable effort has been put into development of powerful yet efficient optimization algorithms for iPEPS in recent years, from very inexpensive [35] though generally less accurate or more balanced [1, 3, 31] imaginary time evolution methods to powerful though more expensive variational optimization approaches [36, 37]. While these methods form a broad and widely applicable set of tools, AD offers a compelling alternative since it essentially does not require the implementation of any optimization algorithm at all, but only a routine for contracting the network and computing expectation values.

AD iPEPS ground-state optimization with a restricted $U(1)$ symmetric ansatz has been recently used [11], though this restriction only applied to the variational parameters and not to the full computation. We have implemented a code that makes efficient use of the reduced variational subspace for all tensor contractions, which is commonly used in many other tensor network studies [32, 33], including also the excitation ansatz [23, 25], while retaining the gradient tracking capability of the algorithm.

2.4 iPEPS excitations with AD

2.4.1 Three point functions with CTM

The three point functions in Eq. 4, where the Hamiltonian is chosen to be fixed in the center, can be evaluated using CTM. First we will show how to perform the double sums over the B tensors in the bra and ket layers, which is a simplified variant of the technique introduced in [25].

The CTM algorithm aims to find the set of boundary tensors $\{C_i, T_i\}$ ($i = 1, 2, 3, 4$) that best approximates the infinite environment of a double-layer iPEPS (i.e. the norm of the

²*Reverse-mode* AD, also known as backpropagation, requires the implementation of the application of a vector on the derivative of each operation $\mathbf{v} \cdot \frac{\partial f(\mathbf{x})}{\partial \mathbf{x}}$, known as a vector-Jacobian product. This type of differentiation is more efficient in our case than *forward-mode* AD, which uses Jacobian-vector products instead, since the input space is much larger than the output (a scalar).

wavefunction)

$$\langle \Psi | \Psi \rangle = \dots \begin{array}{c} \vdots \\ \text{---} \circ \text{---} \circ \text{---} \circ \text{---} \\ \text{---} \circ \text{---} \circ \text{---} \circ \text{---} \\ \text{---} \circ \text{---} \circ \text{---} \circ \text{---} \\ \vdots \end{array} \dots \approx \begin{array}{c} \boxed{C_1} \text{---} \boxed{T_1} \text{---} \boxed{C_2} \\ \boxed{T_4} \text{---} \circ \text{---} \boxed{T_2} \\ \boxed{C_4} \text{---} \boxed{T_3} \text{---} \boxed{C_3} \end{array} \dots \quad (6)$$

where each node in the left figure represents a pair of ground state $\{A, A^\dagger\}$ tensors:

$$\begin{array}{c} \text{---} \circ \text{---} \\ \text{---} \circ \text{---} \end{array} = \begin{array}{c} \text{---} \circ \text{---} \\ \text{---} \circ \text{---} \end{array} \quad (7)$$

The accuracy of the CTM algorithm is systematically controlled by the boundary bond dimension χ of the boundary tensors (thick black lines).

If we now define double-layer versions of excitation B and B^\dagger tensors by light and dark blue colors, respectively,

$$\begin{array}{c} \text{---} \circ \text{---} \\ \text{---} \circ \text{---} \end{array} = \begin{array}{c} \text{---} \circ \text{---} \\ \text{---} \circ \text{---} \end{array} \quad \begin{array}{c} \text{---} \circ \text{---} \\ \text{---} \circ \text{---} \end{array} = \begin{array}{c} \text{---} \circ \text{---} \\ \text{---} \circ \text{---} \end{array} \quad (8)$$

and their combined version

$$\begin{array}{c} \text{---} \circ \text{---} \\ \text{---} \circ \text{---} \end{array} = \begin{array}{c} \text{---} \circ \text{---} \\ \text{---} \circ \text{---} \end{array} \quad (9)$$

the goal of the algorithm is to compute additional boundary tensors that contain sums of these excitation tensors.

For example, the left row transfer matrix BT_4 contains all terms where a B tensor is

positioned left of the center site:

Similarly, we define the other transfer matrices $\{BC_i, BT_i\}$ that contain B tensors, as well as those with B^\dagger tensors.

Lastly, there are boundary tensors that correspond to terms in which there are both a B and a B^\dagger tensor present in the *same* region, denoted by $\{BB^\dagger C_i, BB^\dagger T_i\}$. Such tensors can be computed by combining the other boundary tensors, as shown in Sec. 2.4.2.

We can then evaluate the energy of the excited state, given by the three point function in Eq. 4, by summing over all possible combinations of these boundary tensors, and placing a Hamiltonian term on the central bonds.

The diagrams corresponding to a horizontal local Hamiltonian term h_{hor} are the following:

$$\sum_{\mathbf{x}_1, \mathbf{x}_2} e^{ik \cdot (-\mathbf{x}_1 + \mathbf{x}_2)} \langle \Phi(B^\dagger)_{\mathbf{x}_1} | h_{hor} | \Phi(B)_{\mathbf{x}_2} \rangle =$$

A similar evaluation has to be performed for the vertical Hamiltonian term. (In case of a larger unit cell, a separate evaluation for each bond in the unit cell has to be performed).

2.4.2 CTM summation

In this section we will describe how to obtain the optimized boundary tensors that contain infinite summations over B and B^\dagger tensors. The standard CTM procedure for computing boundary tensors for the *norm* environment, meaning no B or B^\dagger tensors present, is done by iteratively absorbing a new row or column of sites into the boundary tensors until convergence.

For the left row transfer matrix T_4 , the update step referred to as the *left move*, can be

diagrammatically described as follows:

$$T'_4 \quad \text{[diagram: a vertical line with a rounded rectangle in the middle]} = \text{[diagram: a rounded rectangle connected to a circle, with four black triangles (projectors) at the corners]} \quad (12)$$

The T'_4 tensor on the left-hand side is the updated boundary tensor, while on the right a site (i.e. a pair of ground state tensors) is contracted with the boundary tensor T_4 of the previous iteration, and *projectors* (black triangles) are applied in order to truncate the result to the most relevant subspace [29, 38, 39]. These projectors reduce the bond dimension of the boundary tensor, which grows to χD^2 by absorbing the new site, back down to χ . For the summation CTM we use the same projectors as for the regular CTM, for which we follow the procedure of Ref. [29], with the additional remark that the QR decomposition used in Ref. [29] is not necessary for the computations [40].

The top-left corner transfer matrix C_1 is updated during the left move by absorbing a half-column of sites, contained in the column transfer matrix T_1 :

$$C'_1 \quad \text{[diagram: a square with a vertical line on the left and a horizontal line on the right]} = \text{[diagram: a square with a rounded rectangle on the right side, and a vertical line on the left]} \quad (13)$$

Updating the BT_4 row transfer matrix, containing terms with a B tensor located in the left half row, is done by combining the absorption of a regular site in the previous BT_4 tensor with the absorption of a B tensor into the T_4 boundary tensor:

$$BT'_4 \quad \text{[diagram: a rounded rectangle with a vertical line on the left]} = \left(\text{[diagram: rounded rectangle with a circle on the right]} + \text{[diagram: rounded rectangle with a circle on the left]} \right) \cdot e^{-ik_x} \quad (14)$$

Note that the appropriate phase factors have to be taken into account.

The update step for the boundary tensors that contain sums over B^\dagger tensors is equivalent:

$$B^\dagger T'_4 \quad \text{[diagram: a rounded rectangle with a vertical line on the right]} = \left(\text{[diagram: rounded rectangle with a circle on the left]} + \text{[diagram: rounded rectangle with a circle on the right]} \right) \cdot e^{+ik_x} \quad (15)$$

Finally, the update of boundary tensors that contain combinations of both a B and a B^\dagger tensor is an extension of this idea, where now more combinations have to be taken into

account:

$$\begin{aligned}
 BB^\dagger T'_4 &= \text{diagram 1} + \text{diagram 2} \\
 &+ \text{diagram 3} + \text{diagram 4}
 \end{aligned}
 \tag{16}$$

The update steps for the corner tensors are analogous; the left move for the BC_1 tensor is as follows:

$$C'_1 \text{ (square)} = \left(\text{diagram 1} + \text{diagram 2} \right) \cdot e^{-ik_x}
 \tag{17}$$

2.4.3 Computing the lowest excited states

The procedure in the previous sections, which computes the expectation value $\tilde{E} = \vec{\mathbf{B}}^\dagger \mathbb{H}_k \vec{\mathbf{B}}$, can be viewed as a computational graph. We denote the full function by f , such that the unnormalized energy is given by $\tilde{E} = f(\vec{\mathbf{B}}^\dagger, \vec{\mathbf{B}})$, with intermediate steps T_i :

$$f : (\vec{\mathbf{B}}^\dagger, \vec{\mathbf{B}}) \rightarrow T_1 \rightarrow T_2 \rightarrow \dots \rightarrow T_n \rightarrow \tilde{E}.
 \tag{18}$$

Importantly, for each step in the algorithm T_i the associated derivative with respect to the output of the previous step $\frac{\partial T_i}{\partial T_{i-1}}$ is explicitly known³. The automatic differentiation framework tracks all steps in the forward pass of f , building up the computational graph, and then starts from the output to apply the chain rule in order to trace back through the graph and arrive at the full gradient:

$$\begin{aligned}
 \mathbb{H}_k \vec{\mathbf{B}} &= \frac{\partial f}{\partial \vec{\mathbf{B}}^\dagger} = \frac{\partial f}{\partial T_i} \frac{\partial T_i}{\partial T_{i-1}} \dots \frac{\partial T_2}{\partial T_1} \frac{\partial T_1}{\partial \vec{\mathbf{B}}^\dagger} = \frac{\partial}{\partial \vec{\mathbf{B}}^\dagger} \sum_{\mathbf{x}_1, \mathbf{x}_2, j} e^{i\mathbf{k} \cdot (-\mathbf{x}_1 + \mathbf{x}_2)} \langle \Phi(B^\dagger)_{\mathbf{x}_1} | h_j | \Phi(B)_{\mathbf{x}_2} \rangle \\
 &\propto \frac{\partial}{\partial \vec{\mathbf{B}}^\dagger} \sum_{\substack{\mathbf{x}_1, \mathbf{x}_2 \\ j \in \text{unit cell}}} e^{i\mathbf{k} \cdot (-\mathbf{x}_1 + \mathbf{x}_2)} \langle \Phi(B^\dagger)_{\mathbf{x}_1} | h_j | \Phi(B)_{\mathbf{x}_2} \rangle,
 \end{aligned}
 \tag{19}$$

where we use translational invariance to reduce the infinite summation over the Hamiltonian terms to a sum over non-equivalent terms on bonds in the unit cell, as described in Sec. 2.2.

The action of the effective norm matrix $\mathbb{N}_k \vec{\mathbf{B}}$, which is computed in the same way as in our previous implementation [25], requires only the environment tensors $\{BC_i, BT_i\}$, which are created during the forward pass of f .

³The basic steps performed in the CTM summation algorithm are the same as in the regular CTM algorithm for ground states, and therefore we refer to [10] for the implementation of the derivatives.

Algorithm 1 Compute lowest excited state**Require:**

```

  A, A† ▷ ground-state tensors

1: function apply_Neff(B, B†)
   ▷  $\mathcal{C}$  contains the boundary tensors
2:    $\mathcal{C} \leftarrow \text{summation\_ctm}(B, B^\dagger)$  ▷ Equations 12 to 17
3:   return compute_norm_grad(B, B†,  $\mathcal{C}$ ) ▷ Equation 10
4: end function

5: function apply_Heff(B, B†)
   ▷ The boundary tensors  $\mathcal{C}$  can be reused from apply_Neff
6:    $\mathcal{C} \leftarrow \text{summation\_ctm}(B, B^\dagger)$ 
7:    $E \leftarrow \text{compute\_energy}(B, B^\dagger, \mathcal{C})$  ▷ Equation 11
   ▷ Compute the gradient of E with respect to B† via AD
8:   return run_backward(E, var=B†)
9: end function

   ▷ Solve the generalized eigenvalue problem with an iterative solver
10:  $\omega \leftarrow \text{generalized\_eigsolver}(\text{apply\_Heff}, \text{apply\_Neff})$ 

```

Once the actions of the effective matrices are implemented, an iterative solver for generalized eigenvalue problems can be used to compute the lowest excited state for a fixed value of k , described in Algorithm 1. Higher-energy excitations can be obtained by solving the generalized eigenvalue problem for the k lowest eigenvalues w_α , resulting in different tensors B_α , where $\alpha = \{1, 2, \dots, k\}$ labels the eigenstates.

Although the AD scheme of Algorithm 1 avoids the larger computational cost of previous iPEPS excitation algorithms, it requires intermediate results in the forward pass to be stored. This leads to a generally higher memory cost, which scales linearly with the number of CTM iterations. One way to reduce the cost is by using checkpoints, which turns off the storage of selected operations and recomputes their results in the backward pass, effectively trading memory cost for computation time. In the next section, we introduce an alternative formulation of the algorithm, for which the memory cost is now proportional to only a single CTM step, regardless of how many are required.

2.4.4 Fixed-point variant

In the first implementation of automatic differentiation in iPEPS [10], a variant of the standard CTM implementation for ground states was proposed, based on the fixed point properties of the algorithm. Instead of performing a number of forward CTM iterations with gradient tracking enabled and evaluation of the energy with a subsequent backward traversal through the computational graph to obtain the gradient, this variant only requires gradient tracking from a single CTM step: as the CTM algorithm converges, the function that performs a single CTM step from a set of boundary tensors and site tensors approaches a fixed point, after which the boundary tensors remain invariant. At this fixed point, the implicit function theorem [41] can be utilized to compute the gradient. Essentially, by recycling the fixed-

point boundary tensors and projectors at the fixed point, an arbitrary number of backward steps can be performed until the gradient reaches convergence. This alternative provides a significant improvement over the standard scheme. Since only the tensors and projectors from the last CTM iterations need to be stored, it reduces the memory cost by a factor N_{CTM} , corresponding to the number of CTM steps required to converge the gradient, compared to the standard scheme.

In [10] the authors mention potential issues with the application of the fixed-point scheme to iPEPS ground-state simulations due to the gauge freedom inherent to the CTM RG transformations. We found that when a consistent fixed convention for the signs in the SVD operations⁴ is taken, the CTM projectors and boundary tensors converge element-wise. In each simulation, we take special care to compare the CTM projectors element-wise to verify the convergence.

The fixed-point version of the excitations algorithm is outlined in Algorithm 2, and can be summarized as

$$\frac{\partial \tilde{E}}{\partial B^\dagger} = \sum_n \frac{\partial \tilde{E}}{\partial \mathcal{C}} \left[\frac{\partial \mathcal{S}(\mathcal{C}, B, B^\dagger)}{\partial \mathcal{C}} \right]^n \frac{\partial \mathcal{S}(\mathcal{C}, B, B^\dagger)}{\partial B^\dagger} \quad (20)$$

with \mathcal{S} representing a single CTM iteration, taking a set of boundary tensors \mathcal{C} and site tensors B as input and returning a new set of boundary tensors.

3 Results

3.1 Charge gap in the half-filled Hubbard model

As a challenging benchmark example we consider the 2D Hubbard model on a square lattice given by the Hamiltonian

$$\hat{H} = -t \sum_{\langle i,j \rangle, \sigma} \hat{c}_{i,\sigma}^\dagger \hat{c}_{j,\sigma} + \text{h.c.} + U \sum_i \hat{n}_{i,\uparrow} \hat{n}_{i,\downarrow}, \quad (21)$$

where t is the nearest-neighbor hopping amplitude and $U > 0$ the on-site Coulomb repulsion, $\hat{c}_{i,\sigma}^\dagger$ and $\hat{c}_{i,\sigma}$ are the creation and annihilation operators for a fermion of spin σ on site i , respectively, and $\hat{n}_{i,\sigma} \equiv \hat{c}_{i,\sigma}^\dagger \hat{c}_{i,\sigma}$ is the density operator. The 2D Hubbard model has been a subject of intense theoretical and numerical studies over the last decades, in particular due to its relevance to high- T_c superconductivity, see Refs. [42, 43] for a recent review. Here we focus on the case of half-filling with $\langle \hat{n}_i \rangle = \langle \hat{n}_{i,\uparrow} + \hat{n}_{i,\downarrow} \rangle = 1$, where the ground state has a charge gap for $U > 0$ [44–48] and exhibits antiferromagnetic long-range order [49, 50].

The study of the low-lying single-hole excitations forms an important test case for our method. The removal of one particle in an antiferromagnetic background leads to collective excitations in the form of spinon-chargon combinations or polarons [51–57] which are directly experimentally observable in angle-resolved photoemission spectroscopy (ARPES). The absence of a negative-sign problem at half-filling allows for unbiased numerically exact results

⁴In a singular value decomposition $M = UsV^\dagger$, the overall sign of each singular vector is arbitrary, since any sign change in a row of U can be compensated by a sign change in a column of V^\dagger . We have chosen a convention in which the sign of the largest element of each singular vector in U is positive. Special care should be taken if the singular value spectrum becomes degenerate, however, in our simulations this never turned out to be the case.

Algorithm 2 Fixed-point algorithm**Require:**

A, A^\dagger ▷ ground-state tensors
 $apply_N_{eff}$ ▷ same as in Algorithm 1

Definitions

1: \mathcal{S} : *summation_ctm_step* ▷ single step of the summation CTM
 2: vjp : vector-Jacobian product ▷ obtained through backward AD

```

3: function converge_boundaries(B, B†)
4:   with (disable gradient tracking)
5:     C ← initialize_boundaries(B, B†)
6:     while C not converged do
7:       C ←  $\mathcal{S}(B, B^\dagger, C)$ 
8:     end while
9:   end with
10:  return C
11: end function

12: function apply_Heff_fixed_point(B, B†, C)
13:   with (enable gradient tracking) ▷ single tracked step
14:     C ←  $\mathcal{S}(B, B^\dagger, C)$ 
15:     E ← compute_energy(B, B†, C) ▷ Equation 11
16:   end with

17:   g ←  $vjp(\text{compute\_energy}, \text{var}=C, \text{vector}=1)$  ▷  $\frac{\partial E}{\partial C}$ 
18:   result ← 0
19:   while result not converged do ▷ geometric sum
20:     g ←  $vjp(\mathcal{S}, \text{var}=C, \text{vector}=g)$  ▷  $\frac{\partial E}{\partial C} \left[ \frac{\partial \mathcal{S}(C, B, B^\dagger)}{\partial C} \right]^n$ 
21:     result ← result +  $vjp(\mathcal{S}, \text{var}=B^\dagger, \text{vector}=g)$  ▷  $g \frac{\partial \mathcal{S}(C, B, B^\dagger)}{\partial B^\dagger}$ 
22:   end while
23:   return result
24: end function

```

▷ Obtain all converged boundary tensors without gradient tracking

25: $\mathcal{C} \leftarrow \text{converge_boundaries}(B, B^\dagger)$

▷ Solve the generalized eigenvalue problem with an iterative solver

26: $\omega \leftarrow \text{generalized_eigsolver}(\text{apply_Heff_fixed_point}, \text{apply_N}_{eff})$

with Quantum Monte Carlo (QMC) techniques, which we compare our results to. In Appendix A we include details on how the QMC results are obtained. Additionally we make comparison with the recent state-of-the-art result from Ref. [58] for $U/t = 4$.

In order to obtain the iPEPS results, here for bond dimensions $D = 4, 5, 6$, accurate ground-state tensors have to be obtained first, for which we use a conjugate gradient optimizer

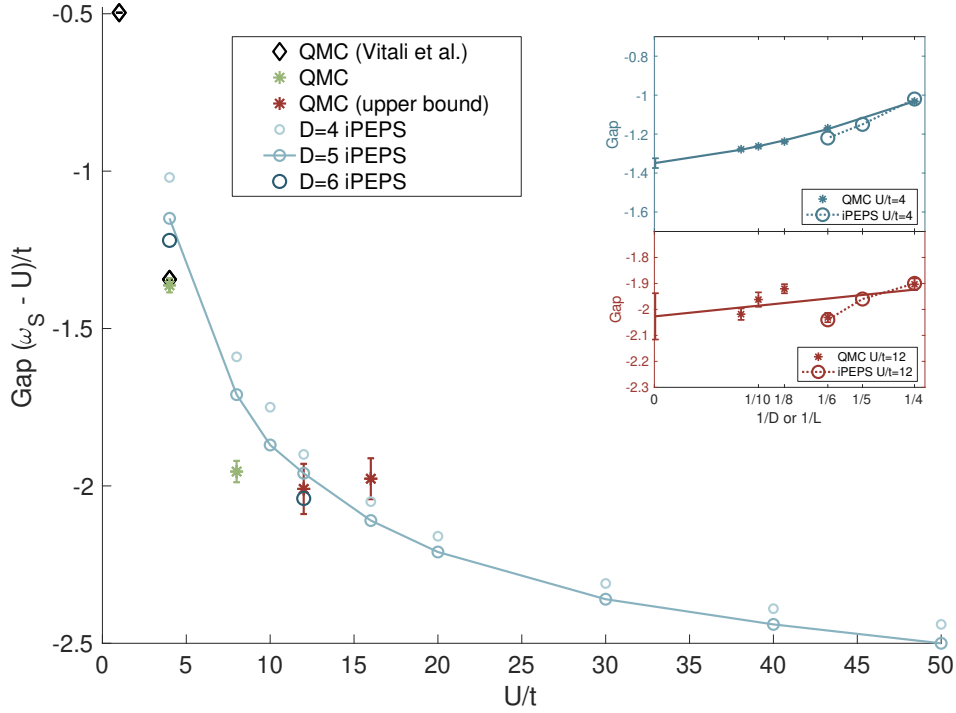


Figure 2: Comparison of iPEPS results for the gap at various values of U/t with our extrapolated QMC results and those of Vitali et al. [58]. On the y axis, ω_S refers to the lowest eigenvalue at the $S = (\pi/2, \pi/2)$ point, and we applied a shift of $-U/t$ to better visualize the energy differences over the large range of U/t on the x axis. For the green QMC points the data is well converged, while the results shown in red are an upper bound of the true gap due to an exponential scaling of the computational cost (see Appendix A for more details). Inset: Comparison of finite bond-dimension iPEPS and finite size QMC data for the gap at $U/t = 4$ (blue data) and $U/t = 12$ (red data).

with the gradient computed using automatic differentiation. Since the ground state has a partially broken translational symmetry due to antiferromagnetic order, we use a 2×2 unit cell with two different tensors arranged in a checkerboard pattern. From the optimized ground-state tensors, we use the excitation algorithm to obtain the optimized B tensors and lowest eigenvalues. In order for the generalized eigenvalue problem of Eq. 5 to be well-defined, we work in a reduced basis for the B tensors, as described in Appendix B. For the CTM algorithm we checked that the results are converged in the boundary bond dimension χ .⁵

Our results for the gap of the hole (or charge) excitation as a function of U/t are shown in Fig. 2. We observe a close correspondence between iPEPS and the QMC results for a wide range of U/t . For $U/t \leq 8$ the iPEPS data approaches the extrapolated QMC data in a systematic way with increasing bond dimension. For larger values of U/t obtaining a reliable result with QMC turns out to be an exponentially hard problem, despite the fact that there is no sign problem. The reason is that the tail of the single particle Green function

⁵In practice, we check multiple values of χ and make sure that the finite- χ effect on the results is much smaller than the error due to the finite bond dimension D . For the simulations in this paper, we found that for simulations with $D \leq 5$ a value of $\chi \equiv 80$ was sufficient, while for $D = 6$ we pushed to $\chi = 200$ ($U/t = 4$) and $\chi = 160$ ($U/t = 12$) in order to get stable results.

$G(\tau)$, from which the gap is extracted at large τ , is exponentially suppressed with U , such that the number of Monte Carlo samples needed to resolve the tail grows exponentially with U/t , see Appendix A for details. This is also reflected in the irregular finite size effects in the QMC result for the gap shown in the inset of Fig. 2 for $U/t = 12$ (whereas the gap for $U/t = 4$ is monotonously decreasing with increasing system size). As a consequence QMC can only provide an upper bound for the value of the gap for large U/t (shown in red in Fig. 2). The iPEPS simulations, in contrast, do not suffer from this limitation, and the gap can be extracted in a systematic way even at very large values of U/t . In fact, the dependence on D is found to become weaker with increasing U/t . This is a natural consequence of the fact that the ground state becomes increasingly more entangled when approaching the noninteracting $U/t = 0$ limit, where the entanglement entropy exhibits a logarithmic correction to the area law [59,60], and hence the iPEPS calculations become increasingly challenging as we approach that limit. We note that, while the data systematically improves with increasing D , we have not attempted to extrapolate the gap to the infinite D limit based on only 2-3 data points, also because the functional form of how the gap depends on D is not known a priori.

3.2 Spectral function

The dispersion of the low-lying excitations can be computed for any point in the Brillouin zone using our method. In addition, we can study the hole spectral function given by

$$\begin{aligned} A_{hl}(\omega, \mathbf{k}) &= \sum_{\sigma} \int dt e^{-i\omega t} \langle \Psi_0 | \hat{c}_{\sigma, \mathbf{k}}^{\dagger}(0) \hat{c}_{\sigma, \mathbf{k}}(t) | \Psi_0 \rangle \\ &= \sum_{\sigma} \int dt e^{-i\omega t} \langle \Psi_0 | \hat{c}_{\sigma, \mathbf{k}}^{\dagger}(0) e^{i\hat{H}t} \hat{c}_{\sigma, \mathbf{k}}(0) e^{-i\hat{H}t} | \Psi_0 \rangle \\ &= \sum_{\sigma} \int dt e^{-i\omega t} e^{-iE_0 t} \langle \Psi_0 | \hat{c}_{\sigma, \mathbf{k}}^{\dagger}(0) e^{i\hat{H}t} \hat{c}_{\sigma, \mathbf{k}}(0) | \Psi_0 \rangle. \end{aligned} \quad (22)$$

By inserting a complete basis of single-particle states $\sum_{\alpha} |\alpha\rangle\langle\alpha|$ with momentum \mathbf{k} we obtain

$$\begin{aligned} A_{hl}(\omega, \mathbf{k}) &= \sum_{\sigma} \sum_{\alpha} \int dt e^{-i\omega t} e^{i(E_{\alpha} - E_0)t} \langle \Psi_0 | \hat{c}_{\sigma, \mathbf{k}}^{\dagger} |\alpha\rangle\langle\alpha| \hat{c}_{\sigma, \mathbf{k}} | \Psi_0 \rangle \\ &= \sum_{\sigma} \sum_{\alpha} \delta((E_{\alpha} - E_0) - \omega) \left| \langle \alpha | \hat{c}_{\sigma, \mathbf{k}} | \Psi_0 \rangle \right|^2 = \sum_{\alpha} \delta((E_{\alpha} - E_0) - \omega) s_{\alpha}(\mathbf{k}), \end{aligned} \quad (23)$$

where we defined the spectral weight of each mode as $s_{\alpha}(\mathbf{k})$. For our iPEPS results, we approximate the spectral function by a sum over the spectral weights in the subspace of excitation-ansatz states containing a single B-tensor, with a Lorentzian broadening factor η . In Eq. 23 we replace the resolution of the identity by a basis of such states $\sum_{\alpha} |\Phi(B_{\alpha})_{\mathbf{k}}\rangle\langle\Phi(B_{\alpha})_{\mathbf{k}}|$, where α labels the excitation-ansatz eigenstates. When both the electron and hole parts of the spectrum are taken into account, the following sum rule applies:

$$\int_{-\infty}^{\infty} d\omega (A_{hl}(\omega, \mathbf{k}) + A_{el}(\omega, \mathbf{k})) = 2. \quad (24)$$

By computing the full spectrum of excitations (i.e. computing all eigenstates in the generalized eigenvalue problem in Eq. 5) we have verified that the sum rule is fulfilled.

The procedure for computing the spectral weights is similar to the calculation of the norm overlap matrix $\mathbb{N}_{\mathbf{k}}$ and corresponds to evaluating the following summation:

$$\begin{aligned} s_{\alpha}(\mathbf{k}) &= \left| \langle \Phi(B_{\alpha})_{\mathbf{k}} | \hat{c}_{\sigma, \mathbf{k}} | \Psi_0(A) \rangle \right|^2 = \left| \sum_{\mathbf{x}, \mathbf{x}'} e^{i\mathbf{k} \cdot (\mathbf{x} - \mathbf{x}')} \langle \Phi(B_{\alpha})_{\mathbf{x}} | \hat{c}_{\sigma, \mathbf{x}'} | \Psi_0(A) \rangle \right|^2 \\ &= \left| \sum_{\mathbf{x}, \mathbf{x}'} e^{i\mathbf{k} \cdot \mathbf{x}} \langle \Phi(B_{\alpha})_{\mathbf{x}} | \Phi(A \cdot c_{\sigma})_{\mathbf{x}'} \rangle \right|^2 \propto \left| \sum_{\mathbf{x}} e^{i\mathbf{k} \cdot \mathbf{x}} \langle \Phi(B_{\alpha})_{\mathbf{x}} | \Phi(A \cdot c_{\sigma})_{\mathbf{0}} \rangle \right|^2, \end{aligned} \quad (25)$$

where $(A \cdot c_{\sigma})_{\beta, \gamma, \delta, \epsilon}^j \equiv \sum_i A_{\beta, \gamma, \delta, \epsilon}^i [\hat{c}_{\sigma}]^{i, j}$ is the result of applying a \hat{c}_{σ} operator on the physical index of a ground-state tensor and B_{α} is the excitation tensor corresponding to eigenstate $|\alpha\rangle$. Note that the $A \cdot c_{\sigma}$ tensor lies in the same space and symmetry sector as the excitation B tensors and thus the state $|\Phi(A \cdot c_{\sigma})_{\mathbf{x}'}\rangle$ falls in the space of excitation-ansatz states. In the last step we again use translational invariance in order to simplify the double summation to a single sum, as in Eq. 19.

Using the summation CTM, the overlap can be calculated. If the full norm matrix has been explicitly computed, the spectral weight can be instantly computed by multiplication with the vectorized representations: $s_{\alpha}(\mathbf{k}) = \left| \vec{\mathbf{B}}_{\alpha}^{\dagger} \mathbb{N}_{\mathbf{k}} \vec{\mathbf{A}}_{c_{\sigma}} \right|^2$.

In Fig. 3(a) and (c) we show the spectral functions for $U/t = 8$ at bond dimensions $D = 4$ and $D = 5$, respectively, along a path through high-symmetry points of the Brillouin zone, where we apply a Lorentzian broadening factor $\eta = 10^{-2} \cdot (\omega_{\text{MAX}} - \omega_{\text{MIN}})$ scaled by the energy window of the plot. Evidently, the effects of the change in bond dimension are very small, with a change of $\mathcal{O}(10^{-2})$ in energy on the lowest branch, including the gap, and a slightly more clearly defined structure in the spectral function on the higher branches. We note that the particle excitations in the upper half of both figures are related by particle-hole symmetry, with a shift of $\mathbf{k} = (\pi, \pi)$. Since the ansatz we use is tailored to single-particle excitations, we limit the energy range of the plot to exclude most higher-lying multiparticle states⁶.

The single particle spectral function of a doped hole in a quantum antiferromagnetic is a particularly challenging case study. Spectral weight extends over an energy scale set by the hopping t and at low energy a quasiparticle excitation with dispersion relation set by the magnetic scale $J = 4t^2/U$ emerges [63]. Interpretations of this spectral function range from spin-polaron [61] theories to parton ansätze [55, 57]. Focusing on the hole (negative energy) excitations, we find that the main features of the spectral function agree with results from cluster perturbation theory [64, 65] and quantum Monte Carlo [66, 67]: a low-energy spin-polaron with a sharp dispersion between $-4 < (\omega - U/2)/t < -2$ and a transfer of spectral weight to a higher-energy branch that peaks around $(\omega - U/2)/t = -6$ at $\mathbf{k} = (\pi, \pi)$. We also plot (dashed lines) the spin-polaron dispersion of the form [61]

$$E_{\pm}^{sp} = \pm \left(x_1 + x_2 [\cos(k_x) + \cos(k_y)]^2 \right) \quad (26)$$

with parameters fitted to the iPEPS data ($x_1 = 2.49, x_2 = 0.37$ for $D = 5$, also used in Fig. 3(b,d)).

In Fig. 3 we equally plot the spectral function as obtained by Wick rotating the imaginary time QMC data to the real axis. Here we have used ALF [68] implementation of the stochastic

⁶Although the excitation ansatz with a single B tensor is designed for single-particle excitations, some of the effects of multiparticle states can still be approximated up to a certain degree. We note that in order to resolve a continuum of excitations more accurately, an excitation ansatz with two independent B tensors could be used, as done in Ref. [62] for MPS.

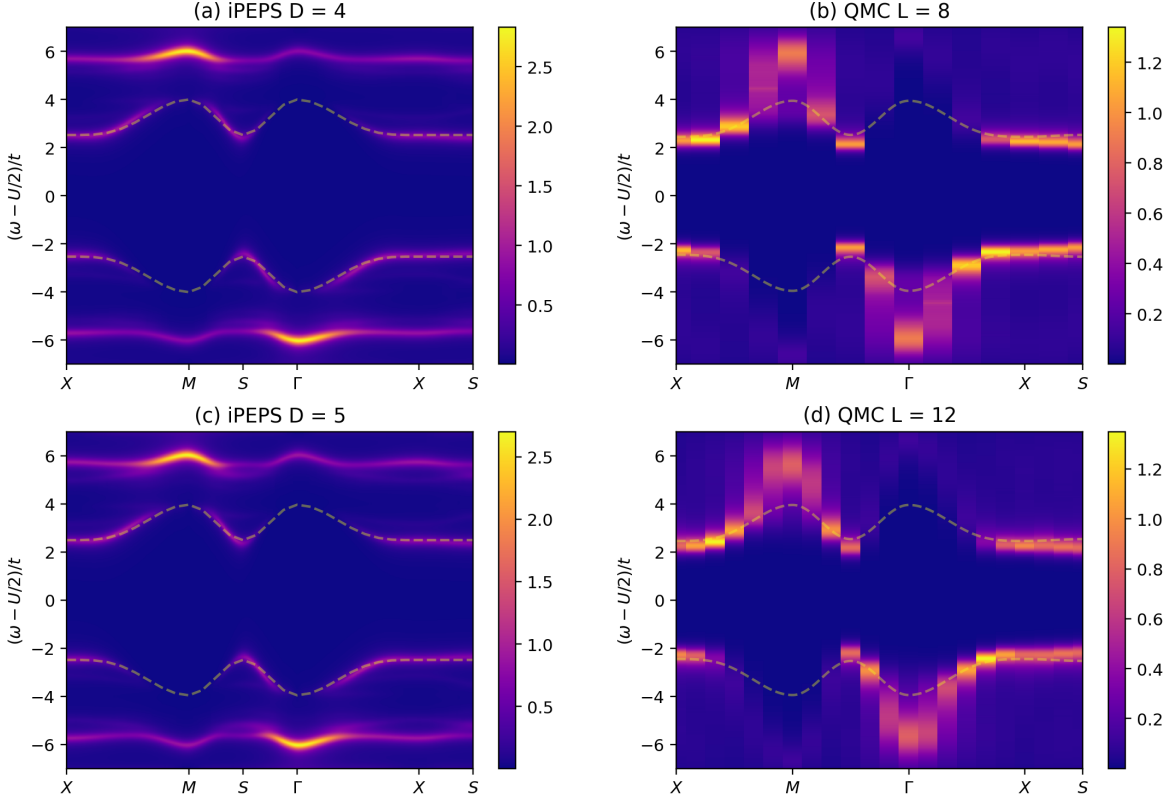


Figure 3: Spectral function at interaction strength $U/t = 8$ along a path $X(\pi, 0) - M(\pi, \pi) - S(\pi/2, \pi/2) - \Gamma(0, 0) - X(\pi, 0) - S(\pi/2, \pi/2)$ through the Brillouin zone for bond dimensions. (a,c) iPEPS results for bond dimensions $D = 4, 5$. (b,d) QMC results for system sizes $L = 8, 12$. The dashed curves in each plot are spin-polaron dispersions [61], fitted to the iPEPS data.

Maximum Entropy algorithm [69], and taken into account the covariance matrix. The QMC data reveals the spin-polaron, and in agreement with the iPEPS data, shows a pronounced loss of spectral weight at the $M(\pi, \pi)$ point at negative energies. In contrast to iPEPS the QMC data captures the continuum nature of the high-energy spectral function. This is particularly clear at the $\Gamma(0, 0)$ point and at frequencies centered around $(\omega - U/2)/t = -6$. As a consequence, resolving the spin-polaron from the continuum of excitations at the $\Gamma(0, 0)$ point is challenging.

4 Conclusion

In this paper we have shown how automatic differentiation can be employed in order to greatly simplify the computation of excitations based on the iPEPS excitation ansatz. The algorithm is not only substantially simpler to implement [30], but also more efficient than previous approaches, since it avoids the computationally expensive summation of Hamiltonian terms (which becomes particularly challenging for Hamiltonians with longer-ranged interactions).

Instead, the infinite summation is performed for the excitation B tensor and its conjugate, where the derivative with respect to the B^\dagger tensor is computed with AD in an automatized fashion. Furthermore, we have shown that the memory requirements of the algorithm can be significantly reduced by using the fixed-point variant of the CTM summation method. All these improvements make the iPEPS excitation approach more versatile, more efficient, and accessible to a broader community.

We have demonstrated the capabilities of this method by studying the charge gap in the half-filled Hubbard model and comparing our results to quantum Monte Carlo simulations. For $U/t \leq 8$ we found a good agreement between iPEPS and the finite size QMC data, where the iPEPS results approach the extrapolated QMC results with increasing D in a systematic way. At larger U/t obtaining reliable results for the gap with QMC turned out to be exponentially hard, because the scale which needs to be resolved in order to extract the gap is exponentially suppressed with U/t . iPEPS does not suffer from this limitation; in fact, the finite D effects become even weaker with increasing U/t . We have also presented an example computation of the spectral function $A(k, w)$ for $U/t = 8$ which exhibits only weak finite D effects, and its main features are in agreement with QMC and previous results.

We note that during completion of this work, another AD-based framework to compute excitations with tensor networks has been introduced [70], and tested for MPS in one dimension. This approach, which is based on derivatives of generating functions, is different from the method presented here. Also, very recently there has been progress in applying the MPS excitation ansatz in 2D on cylinders [71].

Funding information This project has received funding from the European Research Council (ERC) under the European Union’s Horizon 2020 research and innovation programme (grant agreement No 677061). This work is part of the D-ITP consortium, a program of the Netherlands Organization for Scientific Research (NWO) that is funded by the Dutch Ministry of Education, Culture and Science (OCW). FFA acknowledges financial support from the DFG through the Würzburg-Dresden Cluster of Excellence on Complexity and Topology in Quantum Matter - ct.qmat (EXC 2147, project-id 39085490), through the SFB 1170 ToCoTronics. The quantum Monte Carlo simulations were carried out on the Julia cluster of the University of Würzburg, and the iPEPS simulations on the Dutch national e-infrastructure with the support of the SURF Cooperative.

A QMC calculations

Quantum Monte Carlo simulations of the Hubbard model on a square lattice are free of the negative sign problem at the particle-hole symmetric point where, in the notation of Eq. 21, the chemical potential is given by $\mu = U/2$. As a consequence, we will rewrite the Hamiltonian as

$$\hat{H} = -t \sum_{\langle i,j \rangle, \sigma} \hat{c}_{i,\sigma}^\dagger \hat{c}_{j,\sigma} + \text{h.c.} + U \sum_i (\hat{n}_{i,\uparrow} - 1/2) (\hat{n}_{i,\downarrow} - 1/2). \quad (27)$$

This rewriting has important consequences since it defines the reference energy from which the energy for addition or removal of an electron is measured. In particular for the above Hamiltonian, the single particle gap is defined as

$$\omega_s = E_0^{N+1} - E_0^N = E_0^{N-1} - E_0^N \quad (28)$$

and takes the value $\omega_s = U/2$ in the atomic, $t = 0$, limit.

We use the projective auxiliary field quantum Monte Carlo method [72–74] to determine the single particle gap. Consider a single Slater determinant, $|\Psi_T^N\rangle$, that is required to be non-orthogonal to the ground state, $|\Psi_0^N\rangle$. Here, N is the electron count. The algorithm filters out the ground state from the trial wave function by projection along the imaginary time axis. Hence the ground state expectation value for any observable \hat{O} reads,

$$\frac{\langle \Psi_0^N | \hat{O} | \Psi_0^N \rangle}{\langle \Psi_0^N | \Psi_0^N \rangle} = \lim_{\theta \rightarrow \infty} \frac{\langle \Psi_T^N | e^{-\theta \hat{H}} \hat{O} e^{-\theta \hat{H}} | \Psi_T^N \rangle}{\langle \Psi_T^N | e^{-2\theta \hat{H}} | \Psi_T^N \rangle}. \quad (29)$$

To determine the single particle gap, we consider the observable

$$\hat{O} = \hat{c}_{\mathbf{p},\sigma}(\tau) \hat{c}_{\mathbf{p},\sigma}^\dagger \quad \text{with} \quad \hat{c}_{\mathbf{p},\sigma}(\tau) = e^{\tau \hat{H}} \hat{c}_{\mathbf{p},\sigma} e^{-\tau \hat{H}} \quad \text{and} \quad \hat{c}_{\mathbf{p},\sigma}^\dagger = \frac{1}{\sqrt{N}} \sum_i e^{i\mathbf{p}\cdot\mathbf{i}} \hat{c}_{i,\sigma}^\dagger. \quad (30)$$

To at best understand how to extract the single particle gap from the Green function, we consider an energy eigenbasis:

$$\hat{H} |\Psi_n^N(\mathbf{p})\rangle = E_n^N(\mathbf{p}) |\Psi_n^N(\mathbf{p})\rangle. \quad (31)$$

Since particle number $\hat{N} = \sum_{i,\sigma} \hat{c}_{i,\sigma}^\dagger \hat{c}_{i,\sigma}$ and momentum $\hat{P} = \sum_{\mathbf{p},\sigma} \mathbf{p} \hat{c}_{\mathbf{p},\sigma}^\dagger \hat{c}_{\mathbf{p},\sigma}$ are conserved, the energy eigenvalues can be chosen to satisfy:

$$\hat{P} |\Psi_n^N(\mathbf{p})\rangle = \mathbf{p} |\Psi_n^N(\mathbf{p})\rangle \quad (32)$$

and

$$\hat{N} |\Psi_n^N(\mathbf{p})\rangle = N |\Psi_n^N(\mathbf{p})\rangle. \quad (33)$$

With the above,

$$G(\mathbf{p}, \tau) = \langle \Psi_0^N | \hat{c}_{\mathbf{p},\sigma}(\tau) \hat{c}_{\mathbf{p},\sigma}^\dagger | \Psi_0^N \rangle = \sum_{n=0} e^{-\tau(E_n^{N+1}(\mathbf{p}) - E_0^N)} |\langle \Psi_n^{N+1}(\mathbf{p}) | \hat{c}_{\mathbf{p},\sigma}^\dagger | \Psi_0^N \rangle|^2. \quad (34)$$

Provided that the wave function renormalization, $|\langle \Psi_0^{N+1}(\mathbf{p}) | \hat{c}_{\mathbf{p},\sigma}^\dagger | \Psi_0^N \rangle|^2$ is finite and that $|\Psi_0^{N+1}(\mathbf{p})\rangle$ is non-degenerate, then

$$\lim_{\tau \rightarrow \infty} G(\mathbf{p}, \tau) = |\langle \Psi_0^{N+1}(\mathbf{p}) | \hat{c}_{\mathbf{p},\sigma}^\dagger | \Psi_0^N \rangle|^2 e^{-\tau(E_0^{N+1}(\mathbf{p}) - E_0^N)}, \quad (35)$$

and we can extract the momentum resolved single particle gap:

$$\omega_s(\mathbf{p}) = E_0^{N+1}(\mathbf{p}) - E_0^N. \quad (36)$$

The condition for convergence is

$$e^{-\tau(E_1^{N+1}(\mathbf{p}) - E_0^{N+1}(\mathbf{p}))} \ll 1. \quad (37)$$

The set of energy differences $E_n^{N+1}(\mathbf{p}) - E_0^{N+1}(\mathbf{p})$ span the upper Hubbard band, the width of which is set by the energy scale t [63, 75]. Hence we will need $\tau t \gg 1$ to ensure a reliable convergence of the results. In the weak to intermediate coupling regime, this is not a problem and for the data set at $U/t = 4$ we could obtain estimates of the gap by setting $\tau_{max} t = 10$. On the other hand, in the strong coupling limit, determining the gap turns out to

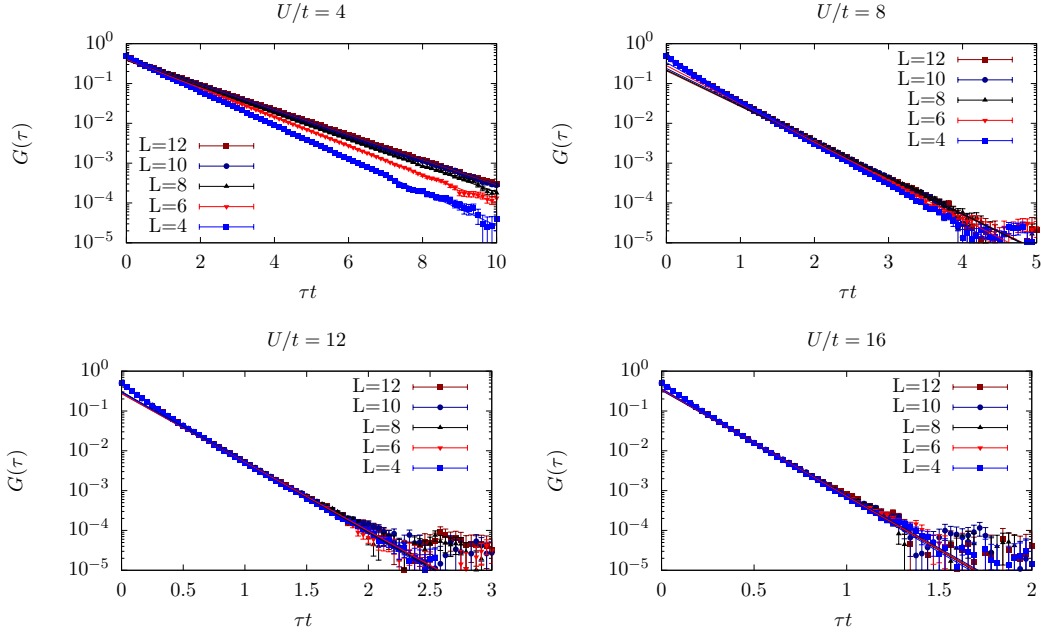


Figure 4: QMC data for the single particle Green function of Eq. 38.

be an exponentially hard problem. Since we are carrying out simulations at the particle-hole symmetric point, the imaginary time Green function will decay roughly as $e^{-\tau U/2}$ such that reaching say the desired $\tau_{max}t = 10$ will amount to resolving a scale $e^{-10U/t}$. Owing to the central limit theorem this is exponentially expensive in U/t . In other words, as U/t grows the QMC results will be increasingly dominated by the *trivial* scale $U/2$ that exponentially damps the relevant information. By construction, this approach will provide an upper bound to the single particle gap.

For our calculations we have considered the quantity:

$$G(\tau) = \frac{1}{N_0} \sum_{\mathbf{p}, \epsilon(\mathbf{p})=0} \langle \Psi_0^N | \hat{c}_{\mathbf{p},\sigma}(\tau) \hat{c}_{\mathbf{p},\sigma}^\dagger | \Psi_0^N \rangle, \quad (38)$$

with normalization $N_0 = \sum_{\mathbf{p}, \epsilon(\mathbf{p})=0}$ and $\epsilon(\mathbf{p}) = -2t(\cos(\mathbf{p} \cdot \mathbf{a}_1) + \cos(\mathbf{p} \cdot \mathbf{a}_2))$. We have used the ALF-implementation [68] of the projective auxiliary field QMC algorithm to produce the results. Our energy scale is set by $t = 1$ and we have adopted a symmetric Trotter decomposition with $\Delta\tau U = 0.5$. We have used a Hubbard Stratonovich transformation that couples to the density rather than to the z-component of the magnetization. The trial wave function was chosen to be a spin-singlet solution of the non-interacting problem. For this trial wave function a projection parameter $\Theta t = 10$ suffices to reach ground state properties within our error bars. Our data at $U/t = 4, 8, 12$ and $U/t = 16$ is plotted in Fig. 4. As apparent, we can resolve four orders of magnitude in $G(\tau)$. As U/t grows, the value of τ_{max} that we can reach within our resolution drops substantially. To estimate the single particle gap, we fit the *tail* of the Green function to a single exponential. For the fit we have taken into account the covariance matrix.

B Subspace size dependency

In this appendix we discuss the step of restricting the subspace for the B tensors in the excitation ansatz. Generally, the first step would be to restrict the B tensors such that the excited states are orthogonal to the ground state. However, in the simulations for this paper we studied the excitations in a different $U(1)$ symmetry sector than the ground state, therefore this condition is automatically fulfilled for any choice of the parameters in the B tensors.

One important property of the excitation ansatz itself (and is therefore not limited to any particular application), both in one [21] and two [12] dimensions, is the presence of modes with zero norm. Any state with a B tensor of the form

$$B_{\mathbf{x}} = e^{i \cdot \mathbf{k}} A_{\mathbf{x}} \cdot M_{\mathbf{x}} - M_{\mathbf{x}} \cdot A_{\mathbf{x}} \quad (39)$$

with $M_{\mathbf{x}}$ any $D \times D$ matrix, the terms in the momentum superposition will cancel exactly.

This property makes the generalized eigenvalue problem in Eq. 5 ill-defined, so we have to change to a reduced basis in which these null modes have been removed. With this functional form for the null modes we can explicitly remove them from the space of the B tensors before the simulation starts.

In practice, the removal of the exact null modes does not always guarantee a stable result, and we need to further reduce the subspace by eliminating also modes with a small (but finite) norm. It turns out that, especially in larger-scale simulations, the small-norm modes can lead to spurious eigenvalues when they are present in the subspace. However, since such solutions are characterized by their relatively small norms, generally the correct eigenvalues can be clearly identified.

In Fig. 5 we show the dependence of the eigenvalues on the basis size of the B -tensor subspace for several simulations. Note that this information can only be obtained by constructing the full overlap matrices, which is costly compared to an iterative approach. In practice it is enough to check the basis size convergence for only a few selected values at only momenta, depending on the model.

References

- [1] F. Verstraete and J. I. Cirac, *Renormalization algorithms for Quantum-Many Body Systems in two and higher dimensions*, arXiv:cond-mat/0407066 (2004).
- [2] F. Verstraete, V. Murg and J. I. Cirac, *Matrix product states, projected entangled pair states, and variational renormalization group methods for quantum spin systems*, Adv. Phys. **57**(2), 143 (2008), doi:10.1080/14789940801912366.
- [3] V. Murg, F. Verstraete and J. I. Cirac, *Variational study of hard-core bosons in a two-dimensional optical lattice using projected entangled pair states*, Phys. Rev. A **75**(3), 033605 (2007), doi:10.1103/PhysRevA.75.033605.
- [4] Y. Hieida, K. Okunishi and Y. Akutsu, *Numerical renormalization approach to two-dimensional quantum antiferromagnets with valence-bond-solid type ground state*, New J. Phys. **1**, 7.1 (1999), doi:10.1088/1367-2630/1/1/007.

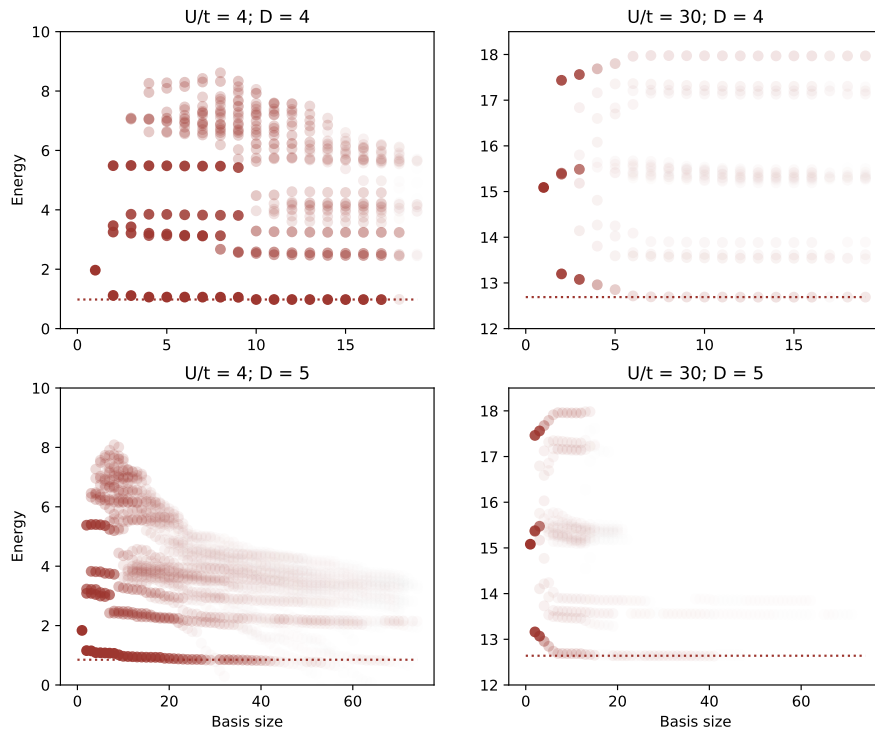


Figure 5: Eigenvalues as a function of basis size, where for each value the generalized eigenvalue problem is solved using a reduced subspace based on the largest eigenvectors of the norm overlap matrix. The opacity of each points is proportional to the corresponding norm.

- [5] N. Maeshima, Y. Hieida, Y. Akutsu, T. Nishino and K. Okunishi, *Vertical density matrix algorithm: A higher-dimensional numerical renormalization scheme based on the tensor product state ansatz*, Phys. Rev. E **64**, 016705 (2001), doi:10.1103/PhysRevE.64.016705.
- [6] Y. Nishio, N. Maeshima, A. Gendiar and T. Nishino, *Tensor Product Variational Formulation for Quantum Systems*, arXiv:cond-mat/0401115 (2004).
- [7] S. Östlund and S. Rommer, *Thermodynamic Limit of Density Matrix Renormalization*, Phys. Rev. Lett. **75**(19), 3537 (1995), doi:10.1103/PhysRevLett.75.3537.
- [8] U. Schollwoeck, *The density-matrix renormalization group in the age of matrix product states*, Annals of Physics **326**(1), 96 (2011), doi:10.1016/j.aop.2010.09.012.
- [9] I. Cirac, D. Perez-Garcia, N. Schuch and F. Verstraete, *Matrix Product States and Projected Entangled Pair States: Concepts, Symmetries, and Theorems*, arXiv:2011.12127 [cond-mat, physics:hep-th, physics:quant-ph] (2020).
- [10] H.-J. Liao, J.-G. Liu, L. Wang and T. Xiang, *Differentiable Programming Tensor Networks*, Phys. Rev. X **9**(3), 031041 (2019), doi:10.1103/PhysRevX.9.031041.

- [11] J. Hasik, D. Poilblanc and F. Becca, *Investigation of the Néel phase of the frustrated Heisenberg antiferromagnet by differentiable symmetric tensor networks*, SciPost Physics **10**(1), 012 (2021), doi:10.21468/SciPostPhys.10.1.012.
- [12] L. Vanderstraeten, M. Mariën, F. Verstraete and J. Haegeman, *Excitations and the tangent space of projected entangled-pair states*, Phys. Rev. B **92**(20), 201111(R) (2015), doi:10.1103/PhysRevB.92.201111.
- [13] W. Li, S.-J. Ran, S.-S. Gong, Y. Zhao, B. Xi, F. Ye and G. Su, *Linearized tensor renormalization group algorithm for the calculation of thermodynamic properties of quantum lattice models*, Phys. Rev. Lett. **106**, 127202 (2011), doi:10.1103/PhysRevLett.106.127202.
- [14] P. Czarnik, L. Cincio and J. Dziarmaga, *Projected entangled pair states at finite temperature: Imaginary time evolution with ancillas*, Phys. Rev. B **86**(24), 245101 (2012), doi:10.1103/PhysRevB.86.245101.
- [15] P. Czarnik and J. Dziarmaga, *Variational approach to projected entangled pair states at finite temperature*, Phys. Rev. B **92**(3), 035152 (2015), doi:10.1103/PhysRevB.92.035152.
- [16] A. Kshetrimayum, M. Rizzi, J. Eisert and R. Orús, *Tensor network annealing algorithm for two-dimensional thermal states*, Phys. Rev. Lett. **122**, 070502 (2019), doi:10.1103/PhysRevLett.122.070502.
- [17] P. Czarnik, J. Dziarmaga and P. Corboz, *Time evolution of an infinite projected entangled pair state: An efficient algorithm*, Phys. Rev. B **99**, 035115 (2019), doi:10.1103/PhysRevB.99.035115.
- [18] P. Czarnik, M. M. Rams, P. Corboz and J. Dziarmaga, *Tensor network study of the $m = 1/2$ magnetization plateau in the Shastry-Sutherland model at finite temperature*, Phys. Rev. B **103**(7), 075113 (2021), doi:10.1103/PhysRevB.103.075113.
- [19] J. L. Jiménez, S. P. G. Crone, E. Fogh, M. E. Zayed, R. Lortz, E. Pomjakushina, K. Conder, A. M. Läuchli, L. Weber, S. Wessel, A. Honecker, B. Normand *et al.*, *A quantum magnetic analogue to the critical point of water*, Nature **592**(7854), 370 (2021), doi:10.1038/s41586-021-03411-8.
- [20] J. Haegeman, S. Michalakis, B. Nachtergaele, T. J. Osborne, N. Schuch and F. Verstraete, *Elementary Excitations in Gapped Quantum Spin Systems*, Phys. Rev. Lett. **111**(8), 080401 (2013), doi:10.1103/PhysRevLett.111.080401.
- [21] J. Haegeman, T. J. Osborne and F. Verstraete, *Post-matrix product state methods: To tangent space and beyond*, Phys. Rev. B **88**(7), 075133 (2013), doi:10.1103/PhysRevB.88.075133.
- [22] V. Zauner, D. Draxler, L. Vanderstraeten, M. Degroote, J. Haegeman, M. M. Rams, V. Stojevic, N. Schuch and F. Verstraete, *Transfer matrices and excitations with matrix product states*, New J. Phys. **17**(5), 053002 (2015), doi:10.1088/1367-2630/17/5/053002.

- [23] V. Zauner-Stauber, L. Vanderstraeten, J. Haegeman, I. P. McCulloch and F. Verstraete, *Topological nature of spinons and holons: Elementary excitations from matrix product states with conserved symmetries*, Phys. Rev. B **97**(23), 235155 (2018), doi:10.1103/PhysRevB.97.235155.
- [24] L. Vanderstraeten, J. Haegeman and F. Verstraete, *Simulating excitation spectra with projected entangled-pair states*, Phys. Rev. B **99**(16), 165121 (2019), doi:10.1103/PhysRevB.99.165121.
- [25] B. Ponsioen and P. Corboz, *Excitations with projected entangled pair states using the corner transfer matrix method*, Phys. Rev. B **101**(19), 195109 (2020), doi:10.1103/PhysRevB.101.195109.
- [26] T. Nishino and K. Okunishi, *Corner Transfer Matrix Renormalization Group Method*, J. Phys. Soc. Jpn. **65**(4), 891 (1996), doi:10.1143/JPSJ.65.891.
- [27] T. Nishino and K. Okunishi, *Corner Transfer Matrix Algorithm for Classical Renormalization Group*, J. Phys. Soc. Jpn. **66**(10), 3040 (1997), doi:10.1143/JPSJ.66.3040.
- [28] R. Orús and G. Vidal, *Simulation of two-dimensional quantum systems on an infinite lattice revisited: Corner transfer matrix for tensor contraction*, Phys. Rev. B **80**(9), 094403 (2009), doi:10.1103/PhysRevB.80.094403.
- [29] P. Corboz, T. M. Rice and M. Troyer, *Competing States in the S_tS_J Model: Uniform S_d -Wave State versus Stripe State*, Phys. Rev. Lett. **113**(4), 046402 (2014), doi:10.1103/PhysRevLett.113.046402.
- [30] *Sample implementation of ipeps ground-state and excitation algorithms with automatic differentiation*, <https://github.com/b1592/ad-peps>.
- [31] J. Jordan, R. Orús, G. Vidal, F. Verstraete and J. I. Cirac, *Classical Simulation of Infinite-Size Quantum Lattice Systems in Two Spatial Dimensions*, Phys. Rev. Lett. **101**(25), 250602 (2008), doi:10.1103/PhysRevLett.101.250602.
- [32] B. Bauer, P. Corboz, R. Orús and M. Troyer, *Implementing global Abelian symmetries in projected entangled-pair state algorithms*, Phys. Rev. B **83**(12), 125106 (2011), doi:10.1103/PhysRevB.83.125106.
- [33] S. Singh, R. N. C. Pfeifer and G. Vidal, *Tensor network states and algorithms in the presence of a global $U(1)$ symmetry*, Phys. Rev. B **83**(11), 115125 (2011), doi:10.1103/PhysRevB.83.115125.
- [34] S. P. G. Crone and P. Corboz, *Detecting a \mathbb{Z}_2 topologically ordered phase from unbiased infinite projected entangled-pair state simulations*, Phys. Rev. B **101**(11), 115143 (2020), doi:10.1103/PhysRevB.101.115143.
- [35] H. C. Jiang, Z. Y. Weng and T. Xiang, *Accurate Determination of Tensor Network State of Quantum Lattice Models in Two Dimensions*, Phys. Rev. Lett. **101**(9), 090603 (2008), doi:10.1103/PhysRevLett.101.090603.
- [36] P. Corboz, *Variational optimization with infinite projected entangled-pair states*, Phys. Rev. B **94**(3), 035133 (2016), doi:10.1103/PhysRevB.94.035133.

- [37] L. Vanderstraeten, *Tensor Network States and Effective Particles for Low-Dimensional Quantum Spin Systems*, Springer Theses. Springer International Publishing, Cham, ISBN 978-3-319-64190-4 978-3-319-64191-1, doi:10.1007/978-3-319-64191-1 (2017).
- [38] L. Wang, I. Pižorn and F. Verstraete, *Monte Carlo simulation with tensor network states*, Phys. Rev. B **83**(13), 134421 (2011), doi:10.1103/PhysRevB.83.134421.
- [39] Y.-K. Huang, P. Chen and Y.-J. Kao, *Accurate computation of low-temperature thermodynamics for quantum spin chains*, Phys. Rev. B **86**(23), 235102 (2012), doi:10.1103/PhysRevB.86.235102.
- [40] T. Okubo, private communication.
- [41] B. Christianson, *Reverse accumulation and attractive fixed points*, Optimization Methods and Software **3**(4), 311 (1994), doi:10.1080/10556789408805572.
- [42] M. Qin, T. Schäfer, S. Andergassen, P. Corboz and E. Gull, *The Hubbard model: A computational perspective*, arXiv:2104.00064 [cond-mat] (2021), ArXiv: 2104.00064.
- [43] D. P. Arovas, E. Berg, S. Kivelson and S. Raghu, *The Hubbard Model*, arXiv e-prints arXiv:2103.12097 (2021).
- [44] J. E. Hirsch, *Two-dimensional hubbard model: Numerical simulation study*, Phys. Rev. B **31**, 4403 (1985), doi:10.1103/PhysRevB.31.4403.
- [45] S. R. White, D. J. Scalapino, R. L. Sugar, E. Y. Loh, J. E. Gubernatis and R. T. Scalettar, *Numerical study of the two-dimensional hubbard model*, Phys. Rev. B **40**, 506 (1989), doi:10.1103/PhysRevB.40.506.
- [46] T. Schäfer, F. Geles, D. Rost, G. Rohringer, E. Arrigoni, K. Held, N. Blümer, M. Aichhorn and A. Toschi, *Fate of the false mott-hubbard transition in two dimensions*, Phys. Rev. B **91**, 125109 (2015), doi:10.1103/PhysRevB.91.125109.
- [47] E. Vitali, H. Shi, M. Qin and S. Zhang, *Computation of dynamical correlation functions for many-fermion systems with auxiliary-field quantum monte carlo*, Phys. Rev. B **94**, 085140 (2016), doi:10.1103/PhysRevB.94.085140.
- [48] F. Šimkovic, J. P. F. LeBlanc, A. J. Kim, Y. Deng, N. V. Prokof'ev, B. V. Svistunov and E. Kozik, *Extended Crossover from a Fermi Liquid to a Quasiantiferromagnet in the Half-Filled 2D Hubbard Model*, Phys. Rev. Lett. **124**, 017003 (2020), doi:10.1103/PhysRevLett.124.017003.
- [49] J. E. Hirsch and S. Tang, *Antiferromagnetism in the two-dimensional hubbard model*, Phys. Rev. Lett. **62**, 591 (1989), doi:10.1103/PhysRevLett.62.591.
- [50] C. N. Varney, C.-R. Lee, Z. J. Bai, S. Chiesa, M. Jarrell and R. T. Scalettar, *Quantum monte carlo study of the two-dimensional fermion hubbard model*, Phys. Rev. B **80**, 075116 (2009), doi:10.1103/PhysRevB.80.075116.
- [51] S. Schmitt-Rink, C. M. Varma and A. E. Ruckenstein, *Spectral Function of Holes in a Quantum Antiferromagnet*, Phys. Rev. Lett. **60**(26), 2793 (1988), doi:10.1103/PhysRevLett.60.2793.

- [52] C. L. Kane, P. A. Lee and N. Read, *Motion of a single hole in a quantum antiferromagnet*, Phys. Rev. B **39**(10), 6880 (1989), doi:10.1103/PhysRevB.39.6880.
- [53] S. Sachdev, *Hole motion in a quantum N\`eel state*, Phys. Rev. B **39**(16), 12232 (1989), doi:10.1103/PhysRevB.39.12232.
- [54] A. Auerbach and B. E. Larson, *Small-polaron theory of doped antiferromagnets*, Phys. Rev. Lett. **66**(17), 2262 (1991), doi:10.1103/PhysRevLett.66.2262.
- [55] P. Béran, D. Poilblanc and R. B. Laughlin, *Evidence for composite nature of quasiparticles in the 2D t-J model*, Nuclear Physics B **473**(3), 707 (1996), doi:10.1016/0550-3213(96)00196-4.
- [56] R. B. Laughlin, *Evidence for Quasiparticle Decay in Photoemission from Underdoped Cuprates*, Phys. Rev. Lett. **79**(9), 1726 (1997), doi:10.1103/PhysRevLett.79.1726.
- [57] A. Bohrdt, E. Demler, F. Pollmann, M. Knap and F. Grusdt, *Parton theory of angle-resolved photoemission spectroscopy spectra in antiferromagnetic Mott insulators*, Phys. Rev. B **102**(3), 035139 (2020), doi:10.1103/PhysRevB.102.035139, Publisher: American Physical Society.
- [58] E. Vitali, H. Shi, M. Qin and S. Zhang, *Computation of dynamical correlation functions for many-fermion systems with auxiliary-field quantum Monte Carlo*, Phys. Rev. B **94**(8), 085140 (2016), doi:10.1103/PhysRevB.94.085140.
- [59] T. Barthel, M.-C. Chung and U. Schollwöck, *Entanglement scaling in critical two-dimensional fermionic and bosonic systems*, Phys. Rev. A **74**(2), 022329 (2006), doi:10.1103/PhysRevA.74.022329.
- [60] W. Li, L. Ding, R. Yu, T. Roscilde and S. Haas, *Scaling behavior of entanglement in two- and three-dimensional free-fermion systems*, Phys. Rev. B **74**(7), 073103 (2006), doi:10.1103/PhysRevB.74.073103.
- [61] G. Martinez and P. Horsch, *Spin polarons in the t-J model*, Phys. Rev. B **44**(1), 317 (1991), doi:10.1103/PhysRevB.44.317.
- [62] L. Vanderstraeten, F. Verstraete and J. Haegeman, *Scattering particles in quantum spin chains*, Phys. Rev. B **92**(12), 125136 (2015), doi:10.1103/PhysRevB.92.125136.
- [63] M. Brunner, F. F. Assaad and A. Muramatsu, *Single-hole dynamics in the t - j model on a square lattice*, Phys. Rev. B **62**, 15480 (2000), doi:10.1103/PhysRevB.62.15480.
- [64] Y. Wang, K. Wohlfeld, B. Moritz, C. J. Jia, M. van Veenendaal, K. Wu, C.-C. Chen and T. P. Devereaux, *Origin of strong dispersion in Hubbard insulators*, Phys. Rev. B **92**(7), 075119 (2015), doi:10.1103/PhysRevB.92.075119.
- [65] C. Yang and A. E. Feiguin, *Spectral function of the 2D Hubbard model: A density matrix renormalization group plus cluster perturbation theory study*, Phys. Rev. B **93**(8), 081107 (2016), doi:10.1103/PhysRevB.93.081107.
- [66] R. Preuss, W. Hanke and W. von der Linden, *Quasiparticle Dispersion of the 2D Hubbard Model: From an Insulator to a Metal*, Phys. Rev. Lett. **75**(7), 1344 (1995), doi:10.1103/PhysRevLett.75.1344.

- [67] C. Gröber, R. Eder and W. Hanke, *Anomalous low-doping phase of the Hubbard model*, Phys. Rev. B **62**(7), 4336 (2000), doi:10.1103/PhysRevB.62.4336.
- [68] ALF Collaboration, F. F. Assaad, M. Bercx, F. Goth, A. Götz, J. S. Hofmann, E. Huffman, Z. Liu, F. Parisen Toldin, J. S. E. Portela and J. Schwab, *The ALF (Algorithms for Lattice Fermions) project release 2.0. Documentation for the auxiliary-field quantum Monte Carlo code*, arXiv:2012.11914 (2020).
- [69] K. S. D. Beach, *Identifying the maximum entropy method as a special limit of stochastic analytic continuation*, eprint arXiv:cond-mat/0403055 (2004), cond-mat/0403055.
- [70] W.-L. Tu, H.-K. Wu, N. Schuch, N. Kawashima and J.-Y. Chen, *Generating function for tensor network diagrammatic summation*, Phys. Rev. B **103**(20), 205155 (2021), doi:10.1103/PhysRevB.103.205155, Publisher: American Physical Society.
- [71] M. Van Damme, R. Vanhove, J. Haegeman, F. Verstraete and L. Vanderstraeten, *Efficient MPS methods for extracting spectral information on rings and cylinders*, arXiv:2102.10982 [cond-mat, physics:quant-ph] (2021), ArXiv: 2102.10982.
- [72] G. Sugiyama and S. Koonin, *Auxiliary field monte-carlo for quantum many-body ground states*, Annals of Physics **168**(1), 1 (1986), doi:http://dx.doi.org/10.1016/0003-4916(86)90107-7.
- [73] S. Sorella, S. Baroni, R. Car and M. Parrinello, *A novel technique for the simulation of interacting fermion systems*, Europhysics Letters (EPL) **8**(7), 663 (1989), doi:10.1209/0295-5075/8/7/014.
- [74] F. Assaad and H. Evertz, *World-line and determinantal quantum monte carlo methods for spins, phonons and electrons*, In H. Fehske, R. Schneider and A. Weiße, eds., *Computational Many-Particle Physics*, vol. 739 of *Lecture Notes in Physics*, pp. 277–356. Springer, Berlin Heidelberg, ISBN 978-3-540-74685-0, doi:10.1007/978-3-540-74686-7_10 (2008).
- [75] G. Martinez and P. Horsch, *Spin polarons in the t-j model*, Phys. Rev. B **44**, 317 (1991), doi:10.1103/PhysRevB.44.317.