

# Wireless Network Scheduling with Discrete Propagation Delays: Theorems and Algorithms

Shenghao Yang, Jun Ma and Yanxiao Liu

## Abstract

Wireless network scheduling is studied for the scenario that the signal propagation delays between network nodes are multiples of a time interval. Such a network can be modeled as a hypergraph together with a matrix specifying the delays. The link scheduling problem is closely related to the independent sets of the periodic hypergraph induced by the network model. However, as the periodic hypergraph has infinitely many vertices, independent sets cannot be solved efficiently and explicitly using the existing algorithms designed for generic graphs or hypergraphs. In this paper, a sequence of directed graphs of a finite size called scheduling graphs are derived to provide an explicit characterization of the rate region of link scheduling. A collision-free schedule is equivalent to a path in a scheduling graph, and the rate region is equal to the convex hull of all the rate vectors associated with the cycles of a scheduling graph. For a special scheduling graph called the non-overlapping scheduling graph, a dominance property is studied to further simplify the rate region characterization, so that both the number and length of the cycles to be enumerated can be significantly reduced. For the common problems like calculating the rate region and maximizing a weighted sum of the scheduling rates, we derive algorithms that are more efficient than using the algorithms designed for generic graphs on the scheduling graphs directly.

## I. INTRODUCTION

Wireless communication media (e.g., radio, light and sound) all have nonzero signal propagation delays between two communication devices with a nonzero distance. In the traditional theory of wireless communications, the signal propagation delays are treated as a factor that may generate interference [2]. However, in the study of underwater acoustic communications and interference channels, it was observed that wireless communication networks can benefit from the signal propagation delays [3]–[9]. Towards better understanding the use of propagation delays, we study the network scheduling when signal propagation delays are taken into consideration.

This paper was presented in part at INFOCOM 2021 [1].

S. Yang is with the School of Science and Engineering, The Chinese University of Hong Kong, Shenzhen, Shenzhen, China. Email: shyang@cuhk.edu.cn

J. Ma is with QIANHAI FOF, Shenzhen, China, and with the School of Management, Xiamen University, Xiamen, China. Email: jma@qhfof.com

Y. Liu is with the Department of Information Engineering, The Chinese University of Hong Kong, Hong Kong, China. Email: yanxi-aoliu@link.cuhk.edu.hk

This work was funded in part by the Shenzhen Science and Technology Innovation Committee (Grant JCYJ20180508162604311).

### A. Background and Related Results

In most territory radio based wireless communication systems, such as the 5G cellular network, guard intervals are used in network scheduling to resolve the interference generated by the signal propagation delays. The guard interval does not significantly degrade the system performance as the time frame for transmitting signals is much longer than the signal propagation delay between devices. For communication within a couple of kilometers, the propagation delay of radio waves is within tens of microseconds. In contrast, the radio frame length is typically a couple of milliseconds. We refer to the scheduling with a long signal frame length as *framed scheduling*, which is the focus of the traditional wireless network scheduling research for radio based communications [10]–[12].

In underwater acoustic communications, the propagation delay can be longer than seconds. For example, the sound speed in underwater acoustics is about 1,500 meters per second, and hence the delay of sound for propagating 3 kilometers is about 2 seconds. Guided by the traditional framed scheduling approach, the frame length should be tens or hundreds of seconds, as used in some existing underwater acoustic communications [13]. Researchers in underwater acoustic networks were motivated to consider delays in the network scheduling problem [3], [4], [6]–[9], and have seen significant performance advantages in terms of energy consumption and throughput by allowing much smaller frame length, comparable with the propagation delay between communication devices. For example, for a network consisting of  $K$  pairs of communication devices close to each other, using framed scheduling only 1 device can transmit a signal at a timeslot without collision. With specific delays, there exists a scheduling scheme such that all the  $K$  pairs can transmit simultaneously without generating collisions [6]. More examples with relaxed delay constraints are provided in [14] to show the unbounded advantage of scheduling with propagation delays.

The advantage of using propagation delays was also discovered in the study of the time-domain interference alignment approach for multi-user interference channels [5]. Note that the time-domain interference alignment and network link scheduling are not equivalent problems,<sup>1</sup> but a network schedule can be transformed to an achievable scheme for the interference channel [5]. Using this approach, it is shown in [5] the existence of a non-vanishing rate for each user when the number of users tends to infinity. Some papers about underwater acoustic networks also refer to scheduling with propagation delays as interference alignment [15], [16].

The benefit of using delays can be achieved in terrestrial radio communications when a sufficiently large bandwidth is used. We use orthogonal frequency-division multiplexing (OFDM) as an example to discuss the possibility, which is employed in many modern wireless communication systems. When using OFDM, a frame is usually formed by a number of OFDM symbols. See Table I for the comparison of OFDM numerology in different systems. For underwater acoustic communications, the OFDM symbol length can be much shorter than that of the typical signal propagation delay. This is not the case for using the 15 kHz OFDM subcarrier spacing used in 4G LTE. But a  $15 \times 2^6$  kHz OFDM subcarrier spacing is proposed in 5G NR for up to 400 MHz bandwidth in millimeter wave frequency, where the OFDM symbol length is about 1/10 of the typical signal propagation delay. Moreover, wireless

<sup>1</sup>For the time-domain interference alignment, the timeslot size is the sampling time interval and each timeslot has one sample value [5]. For the network scheduling problem, each timeslot is supposed to be a radio frame that includes a sequence of sample values.

TABLE I

COMPARISON OF THE SIGNAL PROPAGATION DELAY AND THE OFDM SYMBOL LENGTH IN BOTH UNDERWATER ACOUSTIC COMMUNICATION AND TERRITORY RADIO COMMUNICATION. THE OFDM SUBCARRIER SPACING FOR UNDERWATER ACOUSTIC COMMUNICATION REFERS TO [17]. THE 15 KHZ OFDM SUBCARRIER SPACING IS USED IN BOTH 4G LTE AND 5G NR, AND THE  $15 \times 2^6$  KHZ OFDM SUBCARRIER SPACING IS USED IN 5G NR. THE OFDM SYMBOL LENGTH DOES NOT INCLUDE THE CYCLIC PREFIX.

	propagation speed (km/s)	transmission range (km)	propagation delay (s)	OFDM subcarrier spacing (kHz)	OFDM symbol length (s)
underwater acoustic	1.5	3	2	0.005	0.2
4G LTE	$3 \times 10^5$	3	$1 \times 10^{-5}$	15	$6.67 \times 10^{-5}$
5G NR	$3 \times 10^5$	3	$1 \times 10^{-5}$	$15 \times 2^6$	$1.04 \times 10^{-6}$

communication in the range of 100 GHz to 10 THz frequency has been discussed for the next generation of cellular network [18], where the bandwidth can be of tens of gigahertz and hence a shorter OFDM symbol length is possible.

Though promising, the existing study of wireless networks with propagation delays is still preliminary. Some early works [3], [4] use a mixed integer linear programming model to capture the collision constraints and derive some heuristic algorithms. When delays are all integers, the scheduling problem with propagation delays is formulated as a *weighted directed graph*, where the vertices represent the communication links, a directed edge models the collision relation between two links and the weight of an edge denotes the corresponding delay [3], [5]. When all the weights are 0, the problem is reduced to one of the traditional scheduling problems with the *protocol or binary collision model* [11], [19]. When the weighted directed graph is complete (i.e., any two links can generate collisions to each other), the existing works [5], [6] found that the network scheduling problem has a periodic property, and a dynamic programming approach was employed for maximizing the (weighted) total scheduling rate, which however has a high computation cost due to the exponential state space.

### B. Main Contributions

For a wireless network, if all the signal propagation delays are multiples of a timeslot length, we say the delays are *discrete*. In this paper, we study wireless networks scheduling with discrete propagation delays, and characterize the schedules that achieve the rate region. Though in general the delays are not necessarily discrete, studying discrete delays is a first step towards understanding the general real number delays. Due a continuity property, for a network with general delays, the rate region can be approximated by the rate region of a network with discrete delays [14]. A general approach is also provided in [14] to approximate a network with general delays to one with discrete delays with a bounded performance difference. Moreover, the time-domain interference alignment problem [5] can also be approximated as one with discrete signal propagation delays.

The hypergraph-based model has been studied in the literature to capture more general interference scenarios than the graph-based binary model (see, e.g., [20]–[22]). But the existing hypergraph model does not take signal propagation delay into consideration. In this paper, we study a general network model consisting of a matrix specifying the delays and a *hypergraph* describing the collision relations. Our model can be connected to the physical

wireless network model using signal-to-interference-and-noise ratio to capture the interference [23]. The network scheduling problem of our network model is closely related to independent sets of the *periodic directed hypergraph* induced by our network model. We investigate the independent set problem on periodic hypergraphs systematically, and obtain new results for both periodic graphs and hypergraphs. Our main contributions are summarized as follows.

We give an explicit characterization of the scheduling rate region using a graphical approach. For our network model, we define a sequence of directed graphs called *scheduling graphs*,<sup>2</sup> each of which has two parameters: a blocklength  $T$  and a step size  $Q$  ( $1 \leq Q \leq T$ ). We show in general that a collision-free schedule is equivalent to a path in a scheduling graph with  $T \geq 2D^*$ , where  $D^*$  is a parameter derived from the delay matrix, and the scheduling rate region is equivalent to the convex hull of the rate vectors associated with the cycles of the scheduling graph.<sup>3</sup> For binary collision, the characterization of the scheduling rate region can be achieved using a scheduling graph with  $T \geq D^*$ . An incremental algorithm is provided to calculate the scheduling graph with step size  $Q$  from the one with step size  $Q - 1$ .

A backtracking algorithm (e.g., Johnson's algorithm [30]) can be applied to enumerate cycles in a scheduling graph and hence obtain the rate region. However, the computation cost of this naive approach is high when the network size is slightly large. The reason is twofold: the numbers of vertices and edges in a scheduling graph can be exponential in the number of network links, and the number of cycles in a graph can be exponential of the network size. Towards simplifying the rate region characterization and the related algorithms, we investigate a further property of the scheduling problem.

We introduce a dominance property for the scheduling graph with  $Q = T$ , which is also called the non-overlapping scheduling graph. The dominance property enables us to obtain refined characterizations of the scheduling rate region, where both the number and the length of the cycles can be significantly reduced. We illustrate by an example that a constant number of cycles of constant lengths can be obtained for a non-overlapping scheduling graph with the numbers of edges and vertices exponential in the number of links.<sup>4</sup> We investigate algorithms for two fundamental problems related to network scheduling: i) calculating the scheduling rate region, and ii) maximizing a weighted sum of the scheduling rates. Based on the dominance property, we design algorithms that can solve these fundamental problems more efficiently than using the algorithms designed for generic graphs on the scheduling graph directly.

Our results are of independent interest for graph theory. For periodic hypergraphs, in addition to the independent set problem, the isomorphism and connectivity properties [24] are also discussed in this paper to simplify the scheduling problem. Moreover, the dominance property of the non-overlapping scheduling graph can also be extended for other graphs with a partial order defined on the vertex set satisfying some conditions.

<sup>2</sup>A scheduling graph is always a directed graph even when the network model uses a hypergraph to describe collision.

<sup>3</sup>In this paper, a cycle in a directed graph has no repeated vertices and hence the total number of cycles of a finite graph is finite.

<sup>4</sup>We do not expect to have this kind of simplification for all cases, as in general as our problem has the maximum independent set problem as a special case, which is NP hard and also hard to approximate.

### C. Paper Organization

The remainder of the paper is organized as follows. In Sec. II, the hypergraph network model and the basic properties of the periodic graph induced by the network model is introduced. We also extend the isomorphism and connectivity properties of periodic graphs to periodic hypergraphs.

Sec. III includes some basic theoretical results. We prove that the scheduling rate region can be achieved using collision-free, periodic schedules, and the scheduling rate region is convex. We also discuss how to simplify the rate region problem using the isomorphism and connectivity properties of periodic hypergraphs. In Sec. III-C, we characterize the achievable rates using scheduling with guard intervals.

Our main results are in Sec. IV and V. In Sec. IV, we define scheduling graphs and show that a collision-free schedule is equivalent to a direct path in a scheduling graph. We study how to use the cycles and paths in a scheduling graph to characterize the scheduling rate region. In Sec. IV-C, we enhance some of the results for the binary collision model. In Sec. IV-D, we provide an algorithm for calculating the scheduling graphs incrementally.

In Sec. V, the dominance property of non-overlapping scheduling graphs is studied. We obtain some refined characterization of the rate region based on the dominance property and derived algorithms for calculating some scheduling related problems.

Sec. VI is the concluding remarks, where we discuss possible extends of our results and future research directions. Some notations used in this paper are listed in Table II for reference.

## II. HYPERGRAPH NETWORK MODEL AND PERIODIC GRAPH

We introduce a network model with propagation delays using a hypergraph, together with a matrix describing the delays. When the delays are all integers, the model is also called a discrete network model. Denote  $\mathbb{Z}$  as the set of integers and  $\mathbb{Z}^+$  as the set of nonnegative integers. For two matrices  $A$  and  $B$  of the same size, we write  $A \preceq B$  if all the entries of  $A$  are not larger than the corresponding entries of  $B$  at the same position. We similarly define  $A \succeq B$ . For a matrix  $A$  and a scalar  $a$ , we write  $A + a$  as the matrix obtained by adding each entry of  $A$  by  $a$ . We similarly define  $A - a$ .

### A. Discrete Network Model

Suppose time is slotted and each timeslot is indexed by an integer  $t \in \mathbb{Z}$ . Consider a network of  $N$  nodes indexed by  $1, 2, \dots, N$ . Each node can transmit and receive a certain communication signal in a timeslot. From node  $i$  to node  $j$ , the *signal propagation delay* is denoted by  $D(i, j) \in \mathbb{Z}^+$ , i.e., the signal transmitted by node  $i$  in the timeslot  $t$  propagates to node  $j$  in time  $t + D(i, j)$ . The transmission of node  $i$  in the timeslot  $t$  does not affect the reception of node  $j$  in other timeslots. The matrix  $D = (D(i, j), 1 \leq i, j \leq N)$  is called the *delay matrix* of the network.

In our network model, a (*communication*) *link* is an ordered pair  $(s, r)$  where  $1 \leq s \neq r \leq N$  indicating the transmitting and receiving nodes, respectively. Links are directional, i.e.,  $(i, j)$  and  $(j, i)$  are different links. Denote  $\mathcal{L}$  as a finite set of all the links. For a link  $l$ , we use  $s_l$  and  $r_l$  to denote the transmitting node and the receiving node of  $l$ , respectively. A link have two states: active and inactive. A link  $l$  is said to be *active* in a timeslot  $t$  if

TABLE II  
SOME NOTATIONS USED IN THE PAPER, LISTED IN THE ALPHABET ORDER.

Notation	Explanation	Define
$\text{conv}\mathcal{A}$	the convex hull of a set $\mathcal{A}$	IV
$\mathcal{C}_k$	the set of length $k$ cycles in $(\mathcal{M}_T, \mathcal{E}_T)$	V
$\mathcal{C}_k^*$	the maximal cycles of length $k$ , $\mathcal{C}_k^* = \max_{\succsim} \mathcal{C}_k$	V
$\text{cl}(P)$	for a path $P = (A_0, \dots, A_k)$ in $(\mathcal{M}_T, \mathcal{E}_T)$ , $\text{cl}(P) = (A_0 \wedge A_k, A_1, \dots, A_{k-1}, A_0 \wedge A_k)$	V
$\text{cycle}(\mathcal{G})$	the collection of all the cycles of a directed graph $\mathcal{G}$	IV
$D$	node-wise delay matrix	II
$\mathcal{D}_{\mathcal{L}}$	link-wise delay delay matrix	II
$D_{\mathcal{N}}^*, D^*$	the character of network $\mathcal{N}$	III
$\text{dom}\mathcal{A}$	the collection of all $B \in (\mathcal{R}^+)^{m \times n}$ that is dominated by some elements in $\mathcal{A}$	V
$\mathcal{E}_{T,Q}$	the edge set of a scheduling graph with blocklength $T$ and step size $Q$	IV
$\mathcal{E}_{T,Q}^*$	the collection of the maximal independent sets of $\mathcal{N}^{T+Q}$	IV
$\mathcal{E}_T$	$\mathcal{E}_{T,T}$	IV
$\mathcal{E}^*$	$\mathcal{E}_{T,T}^*$	V
$\mathcal{F}$	$\{(B_1 \wedge A_2, B_2 \wedge A_3) : (A_i, B_i) \in \mathcal{E}^*, i = 1, 2, 3\}$	V
$\mathcal{H}_k$	$\{(A_1, B_1 \wedge A_2, \dots, B_{k-1} \wedge A_k, B_k) : (A_i, B_i) \in \mathcal{E}^*\}$	V
$\mathcal{I}(l)$	the collision set of a link $l$	II
$\mathcal{I}$	collision profile	II
$\mathcal{L}$	the set of communication links	II
$\max_{\succsim} \mathcal{A}$	the smallest subset $\mathcal{B}$ of $\mathcal{A}$ such that any element of $\mathcal{A}$ is dominated by certain elements of $\mathcal{B}$	V
$\mathcal{M}_T$	the node set of a scheduling graph with blocklength $T$	IV
$\mathcal{M}_L^*$	$\{B : (B, B') \in \mathcal{E}^* \text{ for certain } B'\}$	V
$\mathcal{M}_R^*$	$\{B' : (B, B') \in \mathcal{E}^* \text{ for certain } B\}$	V
$N$	the number of nodes in a network	II
$\mathcal{N}$	the (link-wise) network model	II
$\mathcal{N}^\infty$	the periodic hypergraph induced by $\mathcal{N}$	II
$\mathcal{N}_{L,K}^{\text{line}}$	the uniform line network of $L$ hops with the $K$ -hop collision model	II
$\mathcal{N}^T$	the subgraph of $\mathcal{N}^\infty$ with the time index between 0 and $T-1$	III
$\mathcal{P}_k$	the set of length $k$ paths in $(\mathcal{M}_T, \mathcal{E}_T)$	V
$\mathcal{P}_k^*$	the maximal cycles of length $k$ , $\mathcal{P}_k^* = \max_{\succsim} \mathcal{P}_k$	V
$R_P$	the rate vector of a closed path in a scheduling graph	IV
$R_S^{\mathcal{N}}(l), R_S(l)$	the rate of $l$ of schedule $S$ for network $\mathcal{N}$	III
$R_S^{\mathcal{N}}, R_S$	the rate vector of schedule $S$ for network $\mathcal{N}$	III
$\mathcal{R}^{\mathcal{N}}, \mathcal{R}$	the (scheduling) rate region of network $\mathcal{N}$	III
$\mathcal{R}^{(\mathcal{M}_T, \mathcal{E}_T, Q)}$	the convex hull of the rate vectors of all the cycles in $(\mathcal{M}_T, \mathcal{E}_T, Q)$	IV
$\mathcal{R}_k$	$\text{conv}\{R_C : C \in \cup_{i=1}^k \mathcal{C}_k\}$	V
$\widehat{\mathcal{R}}^{\mathcal{N}^T}$	the convex hull of the rate vectors of all the independent sets of $\mathcal{N}^T$	III
$\widehat{\mathcal{R}}^{(\mathcal{L}, \mathcal{I})}$	the convex hull of the rate vectors of all the independent sets of $(\mathcal{L}, \mathcal{I})$	III
$r_l$	the receiving node of a link $l$	II
$s_l$	the transmitting node a link $l$	II
$\mathcal{V}$	$\{B \wedge B' : B \in \mathcal{M}_R^*, B' \in \mathcal{M}_L^*\}$	V
$\mathbb{Z}^+$	the set of nonnegative integers	II
$\mathbb{Z}$	the set of integers	II
$\preceq$	$(a_{ij}) \preceq (b_{ij})$ if $(a_{ij})$ and $(b_{ij})$ are of the same size and $a_{ij} \leq b_{ij}$	II
$\wedge$	$(a_{ij}) \wedge (b_{ij}) = (a_{ij} \wedge b_{ij})$ where $(a_{ij})$ and $(b_{ij})$ are of the same size	IV

node  $s_l$  transmits a signal in the timeslot  $t$  which is intended to be received by node  $r_l$  in timeslot  $t + D(s_l, r_l)$ . A link  $l$  is *inactive* in a timeslot  $t$  if no signal is transmitted by node  $s_l$  in the timeslot  $t$ .

**Example 1** (Uniform line networks). A line network of  $L$  hops has  $L + 1$  nodes and the link set

$$\mathcal{L} = \{l_i \triangleq (i, i + 1), i = 1, \dots, L\}.$$

The delay matrix  $D$  has  $D(i, j) = |i - j|$  for  $1 \leq i, j \leq L + 1$ . We will use this network throughout this paper to illustrate various definitions and results.

To model the constraints of link activation, we associate with each link  $l$  a subset  $\mathcal{I}(l)$  of  $2^{\mathcal{L}}$ , called the *collision set* of  $l$ . Each subset of links in the collision set  $\mathcal{I}(l)$  may affect the reception of node  $r_l$ . In general, when link  $l$  is active in the timeslot  $t$ , we say a *collision occurs* if for a subset  $\theta \in \mathcal{I}(l)$ , each link  $l' \in \theta$  is active in the timeslot  $t + D(s_l, r_l) - D(s_{l'}, r_l)$ , i.e., the signal transmitted by  $s_{l'}$  propagates to  $r_l$  in the timeslot  $t + D(s_l, r_l)$ . In other words, when all the links in  $\theta$  are active in certain timeslots so that their signals all propagate to node  $r_l$  at the same timeslot  $t + D(s_l, r_l)$ , the transmission of link  $l$  in the timeslot  $t$  fails, i.e., a collision occurs.

The collision set defined above is general enough to include many existing collision models. To model the scenario that links  $l$  and  $l'$  with the same transmitting node (i.e.,  $s_l = s_{l'}$ ) cannot be active in the same timeslot, we set  $\{l'\} \in \mathcal{I}(l)$  and  $\{l\} \in \mathcal{I}(l')$ . To model that a node cannot transmit and receive signals simultaneously (half-duplex communication), the collision set  $\mathcal{I}(l)$  should include all subsets  $\{l'\}$  such that  $s_{l'} = r_l$ .

**Example 2.** For the line network in Example 1 with  $L = 4$ , we may have the collision sets of the links:

$$\begin{aligned} \mathcal{I}(l_1) &= \{\{l_2\}\}, \quad \mathcal{I}(l_2) = \{\{l_3\}, \{l_1, l_4\}\}, \\ \mathcal{I}(l_3) &= \{\{l_4\}\}, \quad \mathcal{I}(l_4) = \emptyset. \end{aligned}$$

As  $\{l_{i+1}\} \in \mathcal{I}(l_i)$  for  $i = 1, 2, 3$ , we know that the nodes 2, 3, 4 cannot transmit and receive signals simultaneously. The set  $\{l_1, l_4\}$  is in the collision set of the node 2, which means that if the link  $l_1$  is active in the timeslot  $t - 1$  and the link  $l_4$  is active in the timeslot  $t$ , then a collision occurs if the link  $l_2$  is active in the timeslot  $t$ .

Hypergraphs have been extensively used in literature to model the collision relation in wireless communication networks [20]–[22], though as far as we know, this model has not been used in the study of scheduling with propagation delays before. For wireless networks, a widely considered model for studying the physical layer communication performance is to use the *signal-to-interference-and-noise ratio* [23]. The relation of the (hyper)graph model and the physical model has been discussed in the literature [5]. To be self-contained, we discuss in Appendix how to transform some results we obtain to a wireless network in the physical model.

When the collision set  $\mathcal{I}(l)$  has the property that for any  $\theta \in \mathcal{I}(l)$ ,  $|\theta| = 1$ , the collision set is called the *protocol or binary model* [11], [19]. In this case, we also write  $\mathcal{I}(l)$  as a subset of  $\mathcal{L}$  to simplify the notation. For scheduling with propagation delay, the network model studied in [5], [6] is a binary model with  $\mathcal{I}(l) = \mathcal{L} \setminus \{l\}$ , i.e., the graph is complete. As we will show later in Sec. IV-C, some of our results can be further refined for the binary collision model.

**Example 3** (Line network with  $K$ -hop collision model). For the line network defined in Example 1, we consider a *binary collision model* called the  $K$ -hop model,  $K = 1, 2, \dots$ , where the reception of a node can only have collisions from nodes within  $K$  hops distance. For  $i = 1, \dots, L$ , the collision set of link  $l_i$  is

$$\mathcal{I}(l_i) = \{l_j : j \neq i, |j - i - 1| \leq K\}. \quad (1)$$

When  $K \geq 1$ , we have for  $i = 1, \dots, L-1$ ,  $l_{i+1} \in \mathcal{I}(l_i)$ , which means that node  $i+1$  is half-duplex, i.e., it cannot transmit and receive signals in the same timeslot. When  $L = 4$  and  $K = 1$ , we have

$$\begin{aligned} \mathcal{I}(l_1) &= \{l_2, l_3\}, & \mathcal{I}(l_2) &= \{l_3, l_4\}, \\ \mathcal{I}(l_3) &= \{l_4\}, & \mathcal{I}(l_4) &= \emptyset. \end{aligned} \quad (2)$$

Note that the collision relation among links is not necessarily symmetric. For example when  $L = 4$  and  $K = 1$ ,  $l_3$  may generate collisions for  $l_1$ , but  $l_1$  does not generate collisions for  $l_3$ . This fact can be made clear if we look at the corresponding network nodes:  $l_1$  is the link for the communication from node 1 to node 2, and  $l_3$  is the link for the communication from node 3 to node 4. When  $K = 1$ , the transmission of node 3 can affect the reception of node 2, but the transmission of node 1 cannot affect the reception of node 4.

#### B. Link-wise Network Model and Link Schedule

In the network model described above, we call  $\mathcal{I} \triangleq (\mathcal{I}(l), l \in \mathcal{L})$  the *collision profile*. The link set  $\mathcal{L}$  and the collision profile  $\mathcal{I}$  together specify a hypergraph: For any  $l \in \mathcal{L}$  and  $\theta \subset \mathcal{L}$ ,  $(l, \theta)$  is a directed edge if and only if  $\theta \in \mathcal{I}(l)$ . When all the collision sets  $\mathcal{I}(l)$  are binary, the collision profile is said to be binary, and  $(\mathcal{L}, \mathcal{I})$  is a graph.

Define an  $|\mathcal{L}| \times |\mathcal{L}|$  matrix  $D_{\mathcal{L}}$  with

$$D_{\mathcal{L}}(l, l') = D(s_l, r_l) - D(s_{l'}, r_l),$$

called a *link-wise delay matrix*. The definition of the link-wise delay matrix does not depend on the collision profile. Entries of  $D_{\mathcal{L}}$  can be negative. It is sufficient for us to check collision using  $D_{\mathcal{L}}$ : the link  $l$  active in a timeslot  $t$  has a collision if for a certain  $\theta \in \mathcal{I}(l)$ , each link  $l' \in \theta$  is active in the timeslot  $t + D_{\mathcal{L}}(l, l')$ . If  $l' \in \bigcup_{\theta \in \mathcal{I}(l)} \theta$ , then the value  $D_{\mathcal{L}}(l, l')$  is required in collision checking and we say the  $(l, l')$  entry of  $D_{\mathcal{L}}$  is *relevant*. If the  $(l, l')$  entry of  $D_{\mathcal{L}}$  is *not relevant*, i.e.,  $l' \notin \bigcup_{\theta \in \mathcal{I}(l)} \theta$ , then  $D_{\mathcal{L}}(l, l')$  is not involved in collision checking and hence the value of  $D_{\mathcal{L}}(l, l')$  is not necessary to be specified. For this case, we may mark  $D_{\mathcal{L}}(l, l')$  as  $*$  in a link-wise delay matrix. When the context is clear, we also call  $D_{\mathcal{L}}$  the delay matrix.

We call  $\mathcal{N} \triangleq (\mathcal{L}, \mathcal{I}, D_{\mathcal{L}})$  the (link-based) network model. It is sufficient for us to use this link-based model in the following discussion. When the collision profile is binary,  $\mathcal{N}$  is a directed graph where  $(l, l')$  is a directed edge if and only if  $l' \in \mathcal{I}(l)$  and the weight of  $(l, l')$  is  $D_{\mathcal{L}}(l, l')$ .

**Example 4.** Following Example 3, the link-wise delay matrix  $D_{\mathcal{L}}$  of the  $L$ -length,  $K$ -hop collision line network has

$$D_{\mathcal{L}}(l_i, l_j) = D(i, i+1) - D(j, i+1) = 1 - |j - i - 1|. \quad (3)$$



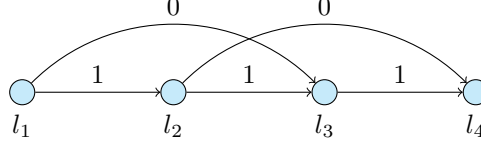


Fig. 1. The graphical representation of  $\mathcal{N}_{4,1}^{\text{line}}$ . In this graph, as well as the following graphical representation of our discrete network models, the vertices in the graph represent links in the network. There is a direct edge  $(l, l')$  if  $l' \in \mathcal{I}(l)$ . Therefore, the edges in this figure can be verified by (2). The number on an edge  $(l, l')$  is the value of  $D(l, l')$ .

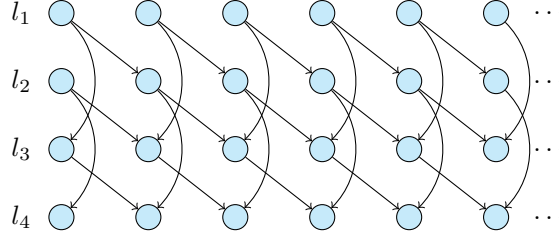


Fig. 2. The periodic graph induced by  $\mathcal{N}_{4,1}^{\text{line}}$ .

The network is denoted by  $\mathcal{N}_{L,K}^{\text{line}} = (\mathcal{L}, \mathcal{I}, D_{\mathcal{L}})$ , where  $\mathcal{L} = \{l_1, \dots, l_L\}$ ,  $\mathcal{I}$  is defined in (1) and  $D_{\mathcal{L}}$  is defined in (3). The graphical representation of  $\mathcal{N}_{4,1}^{\text{line}}$  is given in Fig. 1.

One fundamental question related to a discrete network  $\mathcal{N} = (\mathcal{L}, \mathcal{I}, D_{\mathcal{L}})$  is the efficiency of link activation scheduling. A (link) schedule  $S$  is a matrix of binary digits indexed by pairs  $(l, t) \in \mathcal{L} \times \mathbb{Z}$ , where  $S(l, t) = 1$  indicates that  $l$  is active in the timeslot  $t$ , and inactive when  $S(l, t) = 0$ .

**Definition 1.** For a schedule  $S$  and  $(l, t) \in \mathcal{L} \times \mathbb{Z}$ , we say  $S(l, t)$  has a *collision* in network  $\mathcal{N}$  if for certain  $\theta \in \mathcal{I}(l)$ ,  $S(l', t + D_{\mathcal{L}}(l, l')) = 1$  for every  $l' \in \theta$ . Otherwise, we say  $S(l, t)$  is *collision free*, i.e., if for all  $\theta \in \mathcal{I}(l)$ ,  $S(l', t + D_{\mathcal{L}}(l, l')) = 0$  for certain  $l' \in \theta$ . A schedule  $S$  is said to be *collision free* if  $S(l, t)$  is collision free for all  $(l, t) \in \mathcal{L} \times \mathbb{Z}$  with  $S(l, t) = 1$ .

The (directed) *periodic hypergraph* induced by  $\mathcal{N} = (\mathcal{L}, \mathcal{I}, D_{\mathcal{L}})$ , denoted by  $\mathcal{N}^{\infty}$ , has the vertex set  $\mathcal{L} \times \mathbb{Z}$ , where there is a hyper-edge from  $(l, t)$  to a subset  $\{(l_i, t_i), i = 1, \dots, k\}$  of  $k$  vertices if and only if  $\{l_i, i = 1, \dots, k\} \in \mathcal{I}(l)$  and  $t_i = t + D_{\mathcal{L}}(l, l_i)$  for  $i = 1, \dots, k$ . Recall that for a general directed hypergraph with the vertex set  $\mathcal{V}$  and edge set  $\mathcal{E} \subset \mathcal{V} \times 2^{\mathcal{V}}$ , a subset  $\mathcal{A}$  of  $\mathcal{V}$  is said to be *independent* if for any  $(v, \mathcal{U}) \in \mathcal{E}$ ,  $\{v\} \cup \mathcal{U} \not\subseteq \mathcal{A}$ . An independent set of  $\mathcal{N}^{\infty}$  can be denoted by a binary  $|\mathcal{L}|$ -row matrix  $A$  with columns indexed by integers. By this representation, a collision-free schedule of  $\mathcal{N}$  is equivalent to an independent set of  $\mathcal{N}^{\infty}$ . When all the collision sets are binary,  $\mathcal{N}^{\infty}$  becomes to a directed graph with edges from  $(l, t)$  to  $(l', t + D(l, l'))$  for all  $l' \in \mathcal{I}(l)$ . See Fig. 2 for an illustration of the periodic graph induced by  $\mathcal{N}_{4,1}^{\text{line}}$ .

We use  $\mathbf{0}$  to denote the delay matrix with all the relevant entries 0. The network  $(\mathcal{I}, \mathcal{L}, \mathbf{0})$  has a special periodic graph that for each  $t \in \mathbb{Z}$ ,  $\{(l, t), l \in \mathcal{L}\}$  forms a component that is isomorphic to  $(\mathcal{I}, \mathcal{L})$ . In Fig. 3, we illustrate

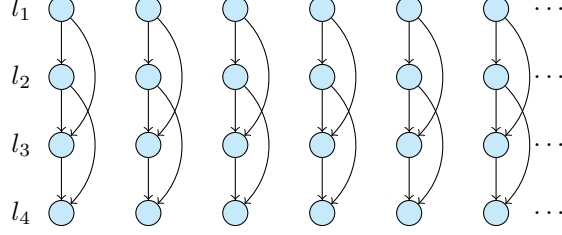


Fig. 3. The periodic graph induced by a network that shares the same link set and collision profile as  $\mathcal{N}_{4,1}^{\text{line}}$ , but has the  $\mathbf{0}$  delay matrix.

the periodic graph of the network generated by replacing the delay matrix in  $\mathcal{N}_{4,1}^{\text{line}}$  as  $\mathbf{0}$ . The independent sets of the periodic graph of  $(\mathcal{I}, \mathcal{L}, \mathbf{0})$  can be completely characterized by the independent sets of  $(\mathcal{I}, \mathcal{L})$ . This is case of the transitional scheduling problem without considering delays.

However, the equivalence of a collision-free schedule with an independent set in  $\mathcal{N}^\infty$  cannot explicitly and accurately solve the problem in general when  $D_{\mathcal{L}} \neq \mathbf{0}$ . As the periodic graph has *infinitely* many vertices, not only an independent set can have an unbounded size, but also the number of independent sets is infinite. As we will discuss in Sec. III-C, using the existing approaches of independent sets, only sub-optimal scheduling solution can be obtained, and the corresponding computation cost is high. Some properties of periodic graphs, including isomorphism and connectivity have been studied in the literature [24] and some flow properties of directed hypergraphs were studied in [25], but the independent set problem has not been well understood. In Sec. IV, we will investigate further properties of the periodic graph so that the scheduling problem can be solved exactly and explicitly. In Sec. V, we will discuss how to simplify the computation using the basic properties of the scheduling problem.

### C. Useful Properties of Periodic Hypergraphs

Here we briefly introduce the isomorphism and connectivity properties of periodic graphs, and discuss their extension to periodic hypergraphs. In Sec. III-B, we will further discuss how to simplify the scheduling rate region problem using these properties.

1) *Isomorphism*: A *vertex assignment* for a network  $\mathcal{N} = (\mathcal{L}, \mathcal{I}, D_{\mathcal{L}})$  is an integer-valued vector  $\mathbf{b} = (b_l, l \in \mathcal{L})$ . Each vertex assignment  $\mathbf{b}$  induces a new link-wise delay matrix  $D_{\mathcal{L}}^{\mathbf{b}} = (D_{\mathcal{L}}^{\mathbf{b}}(l, l'))$  where

$$D_{\mathcal{L}}^{\mathbf{b}}(l, l') = D_{\mathcal{L}}(l, l') + b_l - b_{l'}, \quad (4)$$

and hence a new network  $\mathcal{N}_{\mathbf{b}} = (\mathcal{L}, \mathcal{I}, D_{\mathcal{L}}^{\mathbf{b}})$ . According to [24], if  $\mathcal{N}$  is a graph,  $\mathcal{N}^\infty$  and  $\mathcal{N}_{\mathbf{b}}^\infty$  are isomorphic with respect to the bijection  $f : \mathcal{L} \times \mathbb{Z} \rightarrow \mathcal{L} \times \mathbb{Z}$  with  $f(l, t) = (l, t + b_l)$ . In other words,  $\mathcal{N}_{\mathbf{b}}^\infty$  is obtained by shifting all the vertices in the row  $l$  of  $\mathcal{N}^\infty$  by  $b_l$ . The isomorphism is still true when  $\mathcal{N}$  is a hypergraph as the argument in [24] uses only the delay matrix.

2) *Connectivity*: In a directed graph, two vertices are said to be weakly connected if there exists an undirected path between these two vertices. Exploring the connectivity of  $\mathcal{N}^\infty$  can potentially simplify the scheduling problem by considering each component of  $\mathcal{N}^\infty$  individually. We first discuss the connectivity of  $\mathcal{N} = (\mathcal{L}, \mathcal{I}, D_{\mathcal{L}})$  with a binary collision model, which has been studied in [24]. Let  $g_{\mathcal{N}}$  be the greatest common divisor of  $D_{\mathcal{L}}(l, l')$  for

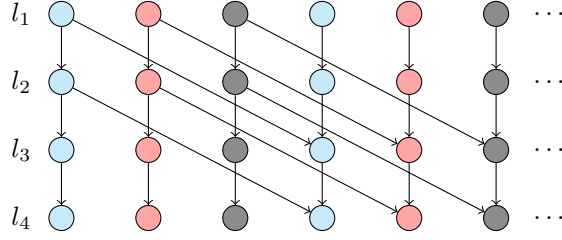


Fig. 4. An periodic graph with three components. Each component is illustrated by a different color (gray scale).

all  $l \in \mathcal{L}$  and  $l' \in \mathcal{I}(l)$ . Under the condition that  $D_{\mathcal{L}} \neq \mathbf{0}$ ,  $g_{\mathcal{N}}$  is well-defined. Then  $D_{\mathcal{L}}/g_{\mathcal{N}}$  is an integer matrix. According to [24],  $\mathcal{N}^{\infty}$  has  $g_{\mathcal{N}}$  components isomorphic to the periodic graph of  $(\mathcal{L}, \mathcal{I}, D_{\mathcal{L}}/g_{\mathcal{N}})$ . Fig. 4 illustrates a periodic graph with three components.

If  $\mathcal{N} = (\mathcal{L}, \mathcal{I}, D_{\mathcal{L}})$  is a hypergraph, for  $l \in \mathcal{L}$ , define

$$\mathcal{I}'(l) = \bigcup_{\theta \in \mathcal{I}(l)} \theta.$$

Let  $\mathcal{I}' = (\mathcal{I}'(l), l \in \mathcal{L})$ . Then  $\mathcal{N}' = (\mathcal{L}, \mathcal{I}', D_{\mathcal{L}})$  is a new network with a binary collision model. By [25], two vertices in  $\mathcal{N}^{\infty}$  are weakly connected if and only if the two corresponding vertices in  $(\mathcal{N}')^{\infty}$  are weakly connected. Let  $g_{\mathcal{N}'}$  be the greatest common divisor of  $D_{\mathcal{L}}(l, l')$  for all  $l \in \mathcal{L}$  and  $l' \in \mathcal{I}'(l)$ . We know that  $\mathcal{N}^{\infty}$  has  $g_{\mathcal{N}} \triangleq g_{\mathcal{N}'}$  components isomorphic to the periodic graph of  $(\mathcal{L}, \mathcal{I}, D_{\mathcal{L}}/g_{\mathcal{N}})$ .

### III. SCHEDULING RATE REGIONS

In this section, we formally define the schedule rate and rate region, and discuss some basic properties of the rate region.

#### A. Scheduling Rate

For a network  $\mathcal{N} = (\mathcal{L}, \mathcal{I}, D_{\mathcal{L}})$ , denote for each schedule  $S$  and link  $l$

$$R_S^{\mathcal{N}}(l) = \lim_{T \rightarrow \infty} \frac{1}{T} \sum_{t=0}^{T-1} \iota(S(l, t) = 1 \text{ and is collision free}), \quad (5)$$

where  $\iota(A_1, A_2, \dots)$  is the indicator function with value 1 if the sequence of conditions  $A_i$  are all true and 0 otherwise. To be consistent with the practice of network scheduling, we only use  $S(l, t)$  with  $t \geq 0$  to define  $R_S^{\mathcal{N}}(l)$ . If the limit on the RHS of (5) exists, we say  $R_S^{\mathcal{N}}(l)$  exists. When  $R_S^{\mathcal{N}}(l)$  exists, we call  $R_S^{\mathcal{N}}(l)$  the (scheduling) rate of link  $l$ . If  $R_S^{\mathcal{N}}(l)$  exists for all  $l \in \mathcal{L}$ , we call  $R_S^{\mathcal{N}} = (R_S^{\mathcal{N}}(l), l \in \mathcal{L})$  the rate vector of  $S$  for  $\mathcal{N}$ . We may omit the super script in  $R_S^{\mathcal{N}}$  and  $R_S^{\mathcal{N}}(l)$  when the network  $\mathcal{N}$  is implied.

**Definition 2.** For a network  $\mathcal{N} = (\mathcal{L}, \mathcal{I}, D_{\mathcal{L}})$ , a rate vector  $R = (R(l), l \in \mathcal{L})$  is said to be *achievable* if for any  $\epsilon > 0$ , there exists a schedule  $S$  such that  $R_S \succcurlyeq R - \epsilon$ . The collection  $\mathcal{R}^{\mathcal{N}}$  of all the achievable rate vectors is called the *rate region* of  $\mathcal{N}$ .

Define the *character* of the network  $\mathcal{N}$  as

$$D_{\mathcal{N}}^* = \max_{l \in \mathcal{L}} \max_{\theta \in \mathcal{I}(l)} \max_{l' \in \theta} |D_{\mathcal{L}}(l, l')|. \quad (6)$$

When  $\mathcal{N}$  is known from the context, we also write  $D_{\mathcal{N}}^*$  as  $D^*$ . Note that  $D^* \leq \max_{1 \leq i, j \leq N} D(i, j)$ , the maximum propagation delay in the network.

**Example 5.** For  $\mathcal{N}_{L,K}^{\text{line}}$  defined in Example 4, by (1) and (3),

$$\begin{aligned} D^* &= \max_{1 \leq i \neq j \leq L, |j-i-1| \leq K} |1 - |j - i - 1|| \\ &= \max\{\min\{L, K\} - 1, 1\}. \end{aligned}$$

So, when  $K = 1$ ,  $D^* = 1$ , and when  $L \geq K \geq 2$ ,  $D^* = K - 1$ .

A schedule  $S$  has a *period*  $T_p$  if  $S(l, t) = S(l, t + T_p)$  for any  $(l, t) \in \mathcal{L} \times \mathbb{Z}$ . Similar to Definition 2, we say a rate vector  $R$  is *achievable by collision-free, periodic schedules* if for any  $\epsilon > 0$ , there exists a collision-free, periodic schedule  $S$  such that  $R_S \succcurlyeq R - \epsilon$ . In the following theorem, we show that it is sufficient to consider only collision-free, periodic schedules when studying the rate region  $\mathcal{R}^{\mathcal{N}}$ . Our result directly implies the special cases observed in the existing papers [5], [6] when the network has a binary collision with  $\mathcal{I}(l) = \mathcal{L} \setminus \{l\}$  (i.e., a complete graph). Note here we do not limit the period of the periodic schedules. In the next section, we will further enhance the result by showing that we only need a finite set of periodic schedules to completely characterize  $\mathcal{R}^{\mathcal{N}}$ .

**Lemma 1.** *For a network  $\mathcal{N}$ , the rate region  $\mathcal{R}^{\mathcal{N}}$  can be achieved using only collision-free, periodic schedules.*

*Remark 1.* Our proof is by construction. For each schedule with a rate vector, we can always find a collision-free one with the same rate vector by setting all the entries with collision to 0. For each collision-free schedule with a rate vector  $R$ , we can use the segment of the schedule from time 0 to  $T - 1$  to construct a periodic schedule so that the rate vector of the periodic schedule converges to  $R$  when  $T$  tends to infinity.

*Proof:* Fix  $R \in \mathcal{R}$  and  $\epsilon > 0$ . By Definition 2, there exists a schedule  $S$  such that

$$R_S(l) \geq R(l) - \epsilon/2 \quad (7)$$

for every  $l \in \mathcal{L}$ . Define a schedule  $S'$  such that

$$S'(l, t) = \begin{cases} 1 & S(l, t) = 1 \text{ and is collision free} \\ 0 & \text{otherwise.} \end{cases}$$

We see that  $S'$  is collision free and  $R_{S'} = R_S$ .

By definition, there exists a sufficiently large  $T_0$  such that for all  $T \geq T_0$  and all  $l \in \mathcal{L}$  (which is finite),

$$\left| R_{S'}(l) - \frac{1}{T} \sum_{t=0}^{T-1} S'(l, t) \right| \leq \frac{\epsilon}{4}. \quad (8)$$

Fix any  $T^* \geq \max\{T_0 + D^*, 4D^*/\epsilon\}$ . Define a schedule  $S^*$  with period  $T^*$ :

$$S^*(l, t) = \begin{cases} S'(l, t) & t = 0, 1, \dots, T^* - 1 - D^*, \\ 0 & t = T^* - D^*, \dots, T^* - 1. \end{cases}$$

Now we argue that  $S^*$  is collision free.

Consider  $(l, t)$  with  $S^*(l, t) = 1$ . According to the definition of  $S^*$ , there exists  $t_0 \in \{0, 1, \dots, T^* - 1 - D^*\}$  such that  $t = kT^* + t_0$ . We show  $S^*(l, t)$  is collision free by contradiction. Assume for  $\theta \in \mathcal{I}(l)$ ,  $S^*(l', t + D_{\mathcal{L}}(l, l')) = 1$  for every  $l' \in \theta$ , i.e.,  $S^*(l, t)$  has a collision.

Let  $t' = t + D_{\mathcal{L}}(l, l')$ . As  $|D_{\mathcal{L}}(l, l')| \leq D^*$ , we have  $kT^* - D^* \leq t' \leq kT^* + T^* - 1$ . We discuss the possible range of  $t'$  in three cases:

- When  $kT^* - D^* \leq t' < kT^*$ , by the definition of  $S^*$ ,  $S^*(l', t') = 0$ .
- Similarly, when  $(k+1)T^* - D^* \leq t' \leq (k+1)T^* - 1$ ,  $S^*(l', t') = 0$ .

Therefore, to satisfy our assumption, we must have

$$kT^* \leq t' \leq (k+1)T^* - 1 - D^*.$$

Let  $t' = kT^* + t'_0$ . Due to the periodical property of  $S^*$ ,  $S^*(l', t') = S^*(l', t'_0)$ . As  $t'_0 \in \{0, 1, \dots, T^* - 1 - D^*\}$ , by the definition of  $S^*$ ,  $S^*(l', t'_0) = S'(l', t'_0)$ . Similarly, we have  $S'(l, t_0) = S^*(l, t_0) = S^*(l, t) = 1$ . As  $S'(l, t_0)$  is collision free, for certain  $l' \in \theta$ ,  $S'(l', t'_0) = 0$ , i.e.,  $S^*(l', t') = 0$ . We get a contradiction to the assumption that  $S^*(l, t)$  has a collision.

We further have

$$\begin{aligned} R_{S^*}(l) &= \frac{1}{T^*} \sum_{t=0}^{T^*-1} S^*(l, t) \\ &= \left(1 - \frac{D^*}{T^*}\right) \frac{1}{T^* - D^*} \sum_{t=0}^{T^*-1-D^*} S'(l, t) \\ &\geq (1 - D^*/T^*) (R_{S'}(l) - \epsilon/4) \\ &\geq R_{S'}(l) - \epsilon/4 - D^*/T^* \\ &\geq R_{S'}(l) - \epsilon/2 \\ &\geq R(l) - \epsilon, \end{aligned}$$

where the first inequality follows from  $T^* \geq T_0 + D^*$  and (8), the third inequality follows from  $T^* \geq 4D^*/\epsilon$ , and the last inequality is obtained by substituting (7). The proof of the theorem is complete.  $\blacksquare$

The convexity is another basic property of the scheduling rate region  $\mathcal{R}^{\mathcal{N}}$ . In the next section, we will further show that  $\mathcal{R}^{\mathcal{N}}$  is a polytope.

**Lemma 2.** *The rate region  $\mathcal{R}^{\mathcal{N}}$  of a network  $\mathcal{N}$  is convex.*

*Remark 2.* Our proof is by construction. For any two collision-free, periodic schedules, we construct a new periodic schedule that has the rate vector close to a convex combination of the rate vectors of the two original schedules.

*Proof:* Fix  $R_1$  and  $R_2$  in  $\mathcal{R}^{\mathcal{N}}$ . Let  $R = \alpha R_1 + (1 - \alpha)R_2$  where  $0 < \alpha < 1$ . The lemma is proved by showing  $R \in \mathcal{R}^{\mathcal{N}}$ . Fix  $\epsilon > 0$ . By Lemma 1, there exists a collision-free schedule  $S_1$  of period  $T_1$  such that  $R_{S_1} \succcurlyeq R_1 - \epsilon/2$ , and a collision-free schedule  $S_2$  of period  $T_2$  such that  $R_{S_2} \succcurlyeq R_2 - \epsilon/2$ .

For an integer  $k_1$ , let  $k_2 = \lceil \frac{1-\alpha}{\alpha} \frac{T_1}{T_2} k_1 \rceil$ . Construct a schedule  $S$  of period  $k_1 T_1 + k_2 T_2 + 2D^*$  such that  $S(l, t) = S_1(l, t)$  for  $t \in \{0, 1, \dots, k_1 T_1 - 1\}$ ,  $S(l, t) = S_2(l, t - k_1 T_1 - D^*)$  for  $t \in k_1 T_1 + D^* + \{0, 1, \dots, k_2 T_2 - 1\}$ , and  $S(l, t) = 0$  for other values of  $t$  in the first period. Similar to the proof of Lemma 1, we can argue that the schedule  $S$  is collision free. The rate vector  $R_S$  satisfies

$$\begin{aligned} R_S &= \frac{k_1 T_1 R_{S_1} + k_2 T_2 R_{S_2}}{k_1 T_1 + k_2 T_2 + 2D^*} \\ &\succcurlyeq \frac{k_1 T_1 R_{S_1} + \frac{1-\alpha}{\alpha} T_1 k_1 R_{S_2}}{k_1 T_1 + \frac{1-\alpha}{\alpha} T_1 k_1 + T_2 + 2D^*} \\ &= \frac{\alpha R_{S_1} + (1-\alpha) R_{S_2}}{1 + \alpha(T_2 + 2D^*)/(T_1 k_1)} \\ &\succcurlyeq \frac{R - \epsilon/2}{1 + \alpha(T_2 + 2D^*)/(T_1 k_1)} \\ &= R - \frac{R\alpha(T_2 + 2D^*)/(T_1 k_1) + \epsilon/2}{1 + \alpha(T_2 + 2D^*)/(T_1 k_1)}. \end{aligned}$$

Therefore, when  $k_1$  is sufficiently large,  $R_S \succcurlyeq R - \epsilon$ , and hence  $R \in \mathcal{R}^{\mathcal{N}}$ . The proof is completed.  $\blacksquare$

### B. Simplification by Isomorphism and Connectivity

We have discussed isomorphism and connectivity of periodic hypergraphs in Sec. II-C. Here we study how to use these properties to simplify the the scheduling rate region problem. Our discussion here is self-contained in the sense that we only use the properties of schedule and rate region introduced in this paper.

Consider a network  $\mathcal{N} = (\mathcal{L}, \mathcal{I}, D_{\mathcal{L}})$  and a vector  $\mathbf{b} = (b_l, l \in \mathcal{L})$ . For a collision free schedule  $S$  of  $\mathcal{N}$ , we define a schedule  $S^{\mathbf{b}}$  as

$$S^{\mathbf{b}}(l, t) = S(l, t + b_l),$$

which has the same rate vector as  $S$ . Then by Definition 1, we can verify that  $S^{\mathbf{b}}$  for  $\mathcal{N}_{\mathbf{b}} = (\mathcal{L}, \mathcal{I}, D_{\mathcal{L}}^{\mathbf{b}})$ , where  $D_{\mathcal{L}}^{\mathbf{b}}$  is defined in (4). Due to symmetry, we can similarly argue that a collision free schedule of  $\mathcal{N}_{\mathbf{b}}$  induces a collision free schedule of  $\mathcal{N}$  of the same rate vector. The above discussion is summarized as follows:

**Proposition 1.** For a network  $\mathcal{N}$  and a vertex assignment  $\mathbf{b}$ ,  $\mathcal{R}^{\mathcal{N}} = \mathcal{R}^{\mathcal{N}_{\mathbf{b}}}$ .

Though  $\mathcal{N}$  and  $\mathcal{N}_{\mathbf{b}}$  are equivalent in terms of rate region, they may have different characters (see Example 6). Note that the character of a network may affect the complexity for the rate region calculation according to the characterization in Sec. III. Therefore, it is possible to use isomorphism to simplify the calculation of the rate region. In an extreme case, if  $D_{\mathcal{L}}^{\mathbf{b}}$  becomes  $\mathbf{0}$ , the problem is resolved.

**Example 6.** Consider a network  $\mathcal{N} = (\mathcal{L}, \mathcal{I}, D_{\mathcal{L}})$  with the link set  $\mathcal{L} = \{l_1, l_2, l_3, l_4\}$ , the collision sets

$$\begin{aligned} \mathcal{I}(l_1) &= \{l_2, l_3, l_4\}, & \mathcal{I}(l_2) &= \{l_1, l_3, l_4\}, \\ \mathcal{I}(l_3) &= \{l_2, l_4\}, & \mathcal{I}(l_4) &= \{l_3\}, \end{aligned}$$

and the link-wise propagation delay matrix

$$D_{\mathcal{L}} = \begin{bmatrix} * & 0 & -2 & -4 \\ 0 & * & 0 & -2 \\ * & 0 & * & 0 \\ * & * & 0 & * \end{bmatrix}.$$

The character  $D_{\mathcal{N}}^* = 4$ . For the vertex assignment  $\mathbf{b} = (4, 3, 2, 1)$ , the link-wise delay matrix becomes

$$D_{\mathcal{L}}^{\mathbf{b}} = \begin{bmatrix} * & 1 & 0 & -1 \\ -1 & * & 1 & 0 \\ * & -1 & * & 1 \\ * & * & -1 & * \end{bmatrix}.$$

The character of  $\mathcal{N}_{\mathbf{b}} = (\mathcal{L}, \mathcal{I}, D_{\mathcal{L}}^{\mathbf{b}})$  becomes to 1.

Consider a network  $\mathcal{N} = (\mathcal{L}, \mathcal{I}, D_{\mathcal{L}})$ . Let  $g$  be the greatest common divisor of  $D_{\mathcal{L}}(l, l')$  for all  $l \in \mathcal{L}$  and  $l' \in \cup_{\theta \in \mathcal{I}(l)} \theta$ . As we have discussed in Sec. II-C,  $\mathcal{N}^{\infty}$  has  $g$  isomorphic components. We prove that the rate region of  $\mathcal{N}$  is the same as the rate region of  $(\mathcal{L}, \mathcal{I}, D_{\mathcal{L}}/g)$ . Our proof also gives the connection of the schedules for  $\mathcal{N}$  and  $(\mathcal{L}, \mathcal{I}, D_{\mathcal{L}}/g)$ .

**Proposition 2.** *Consider a network  $\mathcal{N} = (\mathcal{L}, \mathcal{I}, D_{\mathcal{L}})$ . Let  $g$  be the greatest common divisor of  $D_{\mathcal{L}}(l, l')$  for all  $l \in \mathcal{L}$  and  $l' \in \cup_{\theta \in \mathcal{I}(l)} \theta$ . Then,  $\mathcal{R}^{\mathcal{N}} = \mathcal{R}^{(\mathcal{L}, \mathcal{I}, D_{\mathcal{L}}/g)}$ .*

*Proof:* For a collision free schedule  $S$  of  $\mathcal{N}$ , we define schedules  $S_1, \dots, S_g$  as:

$$S_i(l, t) = S(l, tg + i).$$

Let's verify that  $S_i$  is collision free for  $(\mathcal{L}, \mathcal{I}, D_{\mathcal{L}}/g)$ . Suppose  $S_i(l, t) = S(l, tg + i) = 1$ . As  $S$  is collision free for  $\mathcal{N}$ , we have for any  $\theta \in \mathcal{I}(l)$ , there exists  $l' \in \theta$  such that  $S(l, tg + i + D_{\mathcal{L}}(l, l')) = S_i(l, t + D_{\mathcal{L}}(l, l')/g) = 0$ . Therefore,  $S_i$  is collision free for  $(\mathcal{L}, \mathcal{I}, D_{\mathcal{L}}/g)$ . Hence  $R_S = \frac{1}{g}(R_{S_1} + \dots + R_{S_g}) \in \mathcal{R}^{(\mathcal{L}, \mathcal{I}, D_{\mathcal{L}}/g)}$ .

To prove the equality, consider a collision free schedule  $S'$  of  $(\mathcal{L}, \mathcal{I}, D_{\mathcal{L}}/g)$ . Define a schedule  $S''$  such that for each  $i$ ,

$$S'(l, i) = S''(l, ig + j), j = 0, 1, \dots, g - 1.$$

To verify that  $S''$  is collision free for  $\mathcal{N}$ , consider  $(l, t)$  such that  $S''(l, t) = 1$ . Write  $t = ig + j$ , where  $i$  and  $j$  are integers such that  $i \geq 0$  and  $0 \leq j < g$ . So  $S'(l, i) = S''(l, t) = 1$ . So  $S'$  is collision free for  $(\mathcal{L}, \mathcal{I}, D_{\mathcal{L}}/g)$ , for any  $\theta \in \mathcal{I}(l)$ , there exists  $l' \in \theta$  such that  $S'(l', i + D_{\mathcal{L}}(l, l')/g) = 0$ . Therefore,  $S''(l', ig + D_{\mathcal{L}}(l, l') + j') = 0$  for  $j' = 0, 1, \dots, g - 1$ , and hence  $S''$  is collision free for  $\mathcal{N}$ . ■

In the following example, we show how to use both isomorphism and connectivity to simplify a network.

**Example 7.** Consider a network  $\mathcal{N} = (\mathcal{L}, \mathcal{I}, D_{\mathcal{L}})$  with the link set  $\mathcal{L} = \{l_1, l_2, l_3, l_4\}$ , the collision sets

$$\mathcal{I}(l_1) = \{l_2, l_3\}, \quad \mathcal{I}(l_2) = \{l_3, l_4\},$$

$$\mathcal{I}(l_3) = \{l_4\}, \quad \mathcal{I}(l_4) = \emptyset,$$

and the link-wise propagation delay

$$D_{\mathcal{L}} = \begin{bmatrix} * & 1 & 2 & * \\ * & * & 1 & 5 \\ * & * & * & 1 \\ * & * & * & * \end{bmatrix}.$$

This network has  $D_{\mathcal{N}}^* = 5$ . Given a vertex assignment  $\mathbf{b} = [0, 1, 2, 3]$ , we get a new network  $\mathcal{N}_{\mathbf{b}} = (\mathcal{L}, \mathcal{I}, D_{\mathcal{L}}^{\mathbf{b}})$ , where

$$D_{\mathcal{L}}^{\mathbf{b}} = \begin{bmatrix} * & 0 & 3 & * \\ * & * & 0 & 3 \\ * & * & * & 0 \\ * & * & * & * \end{bmatrix}.$$

The periodic graph induced by  $\mathcal{N}_{\mathbf{b}}$  is shown in Fig. 4. As the greatest common divisor of the relevant entries of  $D_{\mathcal{L}}^{\mathbf{b}}$  is 3, we have  $\mathcal{R}^{\mathcal{N}} = \mathcal{R}^{\mathcal{N}_{\mathbf{b}}} = \mathcal{R}^{\mathcal{N}'}$ , where  $\mathcal{N}' = (\mathcal{L}, \mathcal{I}, D_{\mathcal{L}}^{\mathbf{b}}/3)$ . The character  $D_{\mathcal{N}'}^*$  is 1.

### C. Scheduling with Guard Intervals

Before moving on to our approach of characterizing the scheduling rate region, we discuss the classical approach of using guard intervals for avoiding collision. Fix a network  $\mathcal{N} = (\mathcal{L}, \mathcal{I}, D_{\mathcal{L}})$  with character  $D^*$ . Let  $T_F \geq D^* + 1$  be an integer called *frame length*. All the timeslots  $t$ ,  $t \geq 0$  are grouped in to *frames*, each of  $T_F$  consecutive timeslots, i.e., the frame  $k$  ( $k = 0, 1, \dots$ ) includes the timeslots  $kT_F, kT_F + 1, \dots, (k+1)T_F - 1$ . A schedule  $S$  with the frame structure always has the last  $D^*$  timeslots inactive in each frame, i.e.,  $S(l, kT_F + i) = 0$  for  $i = T_F - D^*, \dots, T_F - 1$  and  $k = 0, 1, \dots$ . Such a schedule is called a *schedule with guard intervals*, where the last  $D^*$  timeslots in each frame is called the *guard interval*. We illustrate a schedule with guard intervals as follows, where  $T_F = 5$  and  $D^* = 2$ :

$$\begin{bmatrix} \cdots & \left| \begin{array}{ccccc} x & x & x & 0 & 0 \end{array} \right| & \left| \begin{array}{ccccc} x & x & x & 0 & 0 \end{array} \right| & \left| \begin{array}{ccccc} x & x & x & 0 & 0 \end{array} \right| & \cdots \\ \cdots & \left| \begin{array}{ccccc} x & x & x & 0 & 0 \end{array} \right| & \left| \begin{array}{ccccc} x & x & x & 0 & 0 \end{array} \right| & \left| \begin{array}{ccccc} x & x & x & 0 & 0 \end{array} \right| & \cdots \\ \cdots & \left| \begin{array}{ccccc} x & x & x & 0 & 0 \end{array} \right| & \left| \begin{array}{ccccc} x & x & x & 0 & 0 \end{array} \right| & \left| \begin{array}{ccccc} x & x & x & 0 & 0 \end{array} \right| & \cdots \\ \cdots & \left| \begin{array}{ccccc} x & x & x & 0 & 0 \end{array} \right| & \left| \begin{array}{ccccc} x & x & x & 0 & 0 \end{array} \right| & \left| \begin{array}{ccccc} x & x & x & 0 & 0 \end{array} \right| & \cdots \end{bmatrix}$$

One property of a schedule with guard intervals is that there are no inter-frame collisions due to the guard interval. Therefore, the schedule in each frame can be studied separately. To have a high frame efficiency,  $T_F$  is usually much larger than  $D^*$ .

1) *Rate Region Approximation:* In general, the schedule in each frame, except for the guard interval, is an independent set problem. Define  $\mathcal{N}^T$  as the subgraph of  $\mathcal{N}^\infty$  induced by the vertex set  $\mathcal{L} \times \{0, 1, \dots, T-1\}$ . Similar to a schedule, an independent set of  $\mathcal{N}^T$  can be denoted by a binary  $|\mathcal{L}| \times T$  matrix. For example, the all zero  $|\mathcal{L}| \times T$  matrix is an independent set of  $\mathcal{N}^T$ . The rate vector of an independent set of  $\mathcal{N}^T$  is the vector formed by the sum of all the columns of the matrix presentation of the independent set, normalized by  $T$ . Define  $\tilde{\mathcal{R}}^{\mathcal{N}^T}$  as the convex hull of the rate vectors of all the independent sets of  $\mathcal{N}^T$ . Therefore, the achievable rate region using guarded scheduling of frame length  $T + D^*$  is  $\frac{T}{T+D^*} \tilde{\mathcal{R}}^{\mathcal{N}^T} \subset \mathcal{R}^{\mathcal{N}}$ .



**Proposition 3.** For a discrete network  $\mathcal{N}$ ,  $\mathcal{R}^{\mathcal{N}}$  is equal to the closure of  $\cup_{T=1,2,\dots} \frac{T}{T+D^*} \tilde{\mathcal{R}}^{\mathcal{N}^T}$ .

*Remark 3.* This characterization the rate region  $\mathcal{R}^{\mathcal{N}}$  involves the union of infinitely many sets and hence is not explicit. The maximal independent set problem is NP-hard and also hard to approximate. So the calculation of  $\tilde{\mathcal{R}}^{\mathcal{N}^T}$  has a high computation cost that increases very fast with  $T$ . As we will discuss later in this paper, the periodic property of  $\mathcal{N}^{\infty}$  can help to give an explicit rate region characterization and also reduce the computation cost of rate region calculation.

*Proof:* As  $\cup_{T=1,2,\dots} \frac{T}{T+D^*} \tilde{\mathcal{R}}^{\mathcal{N}^T} \subset \mathcal{R}^{\mathcal{N}}$ , we only need to show  $\mathcal{R}^{\mathcal{N}} \subset \cup_{T=1,2,\dots} \frac{T}{T+D^*} \tilde{\mathcal{R}}^{\mathcal{N}^T}$ . For any  $R \in \mathcal{R}^{\mathcal{N}}$  and  $\epsilon > 0$ , by Lemma 1, there exists a collision-free, periodic schedule  $S$  such that

$$R_S(l) \geq R(l) - \epsilon$$

for every  $l \in \mathcal{L}$ . Let  $T_0 \geq D^*/\epsilon$  be a period of  $S$ . We have  $R_S \in \tilde{\mathcal{R}}^{\mathcal{N}^{T_0}}$  and hence

$$\frac{1}{1+\epsilon}(R - \epsilon) \in \frac{T_0}{T_0 + D^*} \tilde{\mathcal{R}}^{\mathcal{N}^{T_0}}.$$

As the above holds for any  $\epsilon > 0$ ,  $R$  is in the closure of  $\cup_{T=1,2,\dots} \frac{T}{T+D^*} \tilde{\mathcal{R}}^{\mathcal{N}^T}$ . ■

2) *Framed Scheduling:* Framed scheduling is a special scheduling with guard intervals where all the timeslots in a frame except for the guard interval are active or inactive simultaneously. Framed scheduling is motivated by the network scheduling schemes extensively used in the existing wireless networks. For a network  $\mathcal{N} = (\mathcal{L}, \mathcal{I}, D_{\mathcal{L}})$ , recall that  $(\mathcal{L}, \mathcal{I}, 0)$  is a network with the all-0 delay matrix and  $\mathcal{R}^{(\mathcal{L}, \mathcal{I}, 0)}$  can be characterized by the independent sets of  $(\mathcal{L}, \mathcal{I})$ . In particular,  $\mathcal{R}^{(\mathcal{L}, \mathcal{I}, 0)}$  is the convex hull of the indicator vectors of all the independent sets of  $(\mathcal{L}, \mathcal{I})$ . We prove that  $\mathcal{R}^{(\mathcal{L}, \mathcal{I}, 0)}$  is the achievable rate region of framed scheduling when  $T_F \geq 3D^* + 1$ .

**Lemma 3.** A framed schedule  $S$  of frame length  $T_F \geq 3D^* + 1$  is collision free if and only if for any link  $l$  that is active in a frame, for all  $\theta \in \mathcal{I}(l)$ , a certain  $l' \in \theta$  is inactive in the same frame.

*Proof:* A framed schedule is also a schedule with guard intervals, where the collision can only come within the same frame. Therefore, the sufficiency of the lemma holds even without the condition that  $T_F \geq 3D^* + 1$ .

To prove the necessary condition, consider for a certain  $\theta \in \mathcal{I}(l)$ , all  $l' \in \theta$  are active in the first frame. As  $|D_{\mathcal{L}}(l, l')| \leq D^*$  for all  $l' \in \theta$ , we have  $D^* + D_{\mathcal{L}}(l, l') \in \{0, 1, \dots, 2D^*\}$  for all  $l' \in \theta$ . As  $T_F \geq 3D^* + 1$ ,  $S(l, D^*) = 1$  and for all  $l' \in \theta$ ,  $S(l', D^* + D_{\mathcal{L}}(l, l')) = 1$ ,  $S(l, D^*)$  has a collision. ■

Based on the above lemma, the following statement is straightforward.

**Proposition 4.** Consider a network  $(\mathcal{L}, \mathcal{I}, D_{\mathcal{L}})$ . For a framed schedule of frame length  $T_F \geq 3D^* + 1$ , if its rate vector exists, the rate vector is in  $(1 - D^*/T_F)\mathcal{R}^{(\mathcal{L}, \mathcal{I}, 0)}$ . Moreover, any rate vector in  $\mathcal{R}^{(\mathcal{L}, \mathcal{I}, 0)}$  can be achieved by collision-free, framed schedules.

*Proof outline:* First, the scheduling rate within each frame is in  $(1 - D^*/T_F)\mathcal{R}^{(\mathcal{L}, \mathcal{I}, 0)}$ . Therefore, if the average rate of all the frames converge, it must be also in  $(1 - D^*/T_F)\mathcal{R}^{(\mathcal{L}, \mathcal{I}, 0)}$ . Second, an independent set of  $(\mathcal{L}, \mathcal{I})$  can be used to design a collision-free framed schedule, and hence the achievable part can be shown using a large  $T_F$ . ■

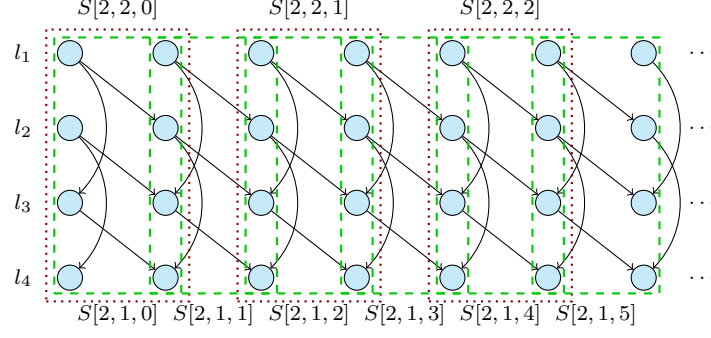


Fig. 5. Illustration of  $S[T, Q, k]$ . The dotted boxes indicate  $S[2, 2, i]$  for  $i = 0, 1, 2$ . The dashed boxes indicate  $S[2, 1, i]$  for  $i = 0, 1, \dots, 5$ .

For a network with a binary collision profile (i.e.,  $\mathcal{I}(l)$  is a subset of  $\mathcal{L}$  for all  $l \in \mathcal{L}$ ), the above discussion for framed scheduling can be improved by relaxing the condition  $T_F \geq 3D^* + 1$  to  $T_F \geq 2D^* + 1$  in Lemma 3 and Proposition 4. The proof of the necessary condition of Lemma 3 can be modified as follows: Consider a certain  $l' \in \mathcal{I}(l)$  is active in the first frame. As  $|D_{\mathcal{L}}(l, l')| \leq D^*$ , there exists  $t_0 \in \{0, 1, \dots, D^*\}$  such that  $t_0 + D_{\mathcal{L}}(l, l') \in \{0, 1, \dots, D^*\}$ . As  $T_F \geq 2D^* + 1$ ,  $S(l, t_0) = 1$  and  $S(l', t_0 + D_{\mathcal{L}}(l, l')) = 1$ , and hence  $S(l, kT_F + D^*)$  has a collision.

#### IV. SCHEDULING GRAPHS AND RATE REGION CHARACTERIZATION

In this section, we characterize the collision-free schedules and hence the rate region  $\mathcal{R}^{\mathcal{N}}$  of a network  $\mathcal{N} = (\mathcal{L}, \mathcal{I}, D_{\mathcal{L}})$  using a graphical approach. We need some further concepts about directed graphs: In a directed graph  $\mathcal{G}$ , a *path* of length  $k$  is a sequence of vertices  $v_0, v_1, \dots, v_k$  where  $(v_i, v_{i+1})$  ( $i = 0, 1, \dots, k-1$ ) is a directed edge in  $\mathcal{G}$ . A path of length 0 is a vertex and a path of length 1 is an edge. A path  $(v_0, v_1, \dots, v_k)$  is said to be *closed* if  $v_k = v_0$ . A path  $(v_0, v_1, \dots)$  of infinite length has a period  $T$  if  $v_i = v_{i+T}$  for any  $i \geq 0$ . For a path of period  $T$ , the sub-path  $(v_0, v_1, \dots, v_T)$  is closed. A *cycle* in  $\mathcal{G}$  is a closed path  $(v_0, v_1, \dots, v_k)$  where  $v_i \neq v_j$  for any  $0 \leq i \neq j \leq k-1$ , i.e., the first and the last vertices are the only repeated vertices. A cycle of length  $k$  is also called a  $k$ -cycle.

##### A. Scheduling Graphs and Collision-free Schedules

Recall that a schedule  $S$  is a matrix with columns indexed by  $t \in \mathbb{Z}$ . For integers  $T, Q$  and  $k$  such that  $T \geq 1$  and  $1 \leq Q \leq T$ , denote  $S[T, Q, k]$  as the submatrix of  $S$  with columns  $kQ, kQ + 1, \dots, kQ + T - 1$ . We call  $T$  the *blocklength*,  $Q$  the *step size*, and  $k$  the *block index*. The definition is illustrated in Fig. 5. Note that  $S[T, Q, 0] = S[T, T, 0]$  for all  $Q$ . When  $Q < T$ , there is overlapping between  $S[T, Q, k]$  and  $S[T, Q, k+1]$ . But  $S[T, T, k]$  and  $S[T, T, k+1]$  are disjoint but adjacent.

**Definition 3** (Scheduling Graph). For a network  $\mathcal{N}$  and integers  $1 \leq Q \leq T$ , a *scheduling graph* is a directed graph denoted by  $(\mathcal{M}_T, \mathcal{E}_{T,Q})$  defined as follows: the vertex set  $\mathcal{M}_T$  includes all the  $|\mathcal{L}| \times T$  binary matrices  $A$

such that  $A = S[T, Q, 0] = S[T, T, 0]$  for a certain collision-free schedule  $S$ . The edge set  $\mathcal{E}_{T,Q}$  includes all the vertex pairs  $(A, B)$  such that  $A = S[T, Q, 0]$  and  $B = S[T, Q, 1]$  for a certain collision-free schedule  $S$ .

In other words,  $\mathcal{M}_T$  is the collection of all the independent sets of  $\mathcal{N}^T$  and  $\mathcal{E}_{T,Q}$  can be represented by all the independent sets of  $\mathcal{N}^{T+Q}$ . For  $A, B \in \mathcal{M}_T$ ,  $(A, B) \in \mathcal{E}_{T,T}$  if and only if  $(A, B)$  is an independent set of  $\mathcal{N}^{2T}$ . We also call  $(\mathcal{M}_T, \mathcal{E}_{T,T})$  the *non-overlapping* scheduling graph and write it as  $(\mathcal{M}_T, \mathcal{E}_T)$ . When  $Q < T$ ,  $(A, B) \in \mathcal{E}_{T,Q}$  if and only if  $A[T-Q, Q, 1] = B[T-Q, Q, 0]$  and  $(A[Q, Q, 0], B)$  is an independent set of  $\mathcal{N}^{T+Q}$ . We also call  $(\mathcal{M}_T, \mathcal{E}_{T,Q})$ ,  $Q < T$  the *overlapping* scheduling graphs.

**Example 8** (Multihop line network). We give  $(\mathcal{M}_1, \mathcal{E}_{1,1})$  of  $\mathcal{N}_{4,1}^{\text{line}}$  as an example. Here  $\mathcal{M}_1$  includes the  $4 \times 1$  matrices  $v$  such that  $v$  can be a column of a certain collision-free schedule  $S$  of  $\mathcal{N}_{4,1}^{\text{line}}$ . We have  $\mathcal{M}_1 = \{v_0, v_1, \dots, v_8\}$ , where

$$\begin{bmatrix} v_0 & v_1 & \dots & v_8 \end{bmatrix} = \begin{bmatrix} 0 & 1 & 0 & 0 & 0 & 1 & 1 & 0 & 0 \\ 0 & 0 & 1 & 0 & 0 & 0 & 1 & 1 & 0 \\ 0 & 0 & 0 & 1 & 0 & 0 & 0 & 1 & 1 \\ 0 & 0 & 0 & 0 & 1 & 1 & 0 & 0 & 1 \end{bmatrix}.$$

$\mathcal{E}_{1,1}$  includes all the pairs  $(v, v')$  such that  $[v, v']$  is equal to two consecutive columns of a certain collision-free schedule, and can be denoted by the adjacent matrix:

$$\begin{array}{c} \begin{matrix} & v_0 & v_1 & v_2 & v_3 & v_4 & v_5 & v_6 & v_7 & v_8 \end{matrix} \\ \begin{matrix} v_0 \\ v_1 \\ v_2 \\ v_3 \\ v_4 \\ v_5 \\ v_6 \\ v_7 \\ v_8 \end{matrix} \begin{bmatrix} 1 & 1 & 1 & 1 & 1 & 1 & 1 & 1 & 1 \\ 1 & 1 & 0 & 1 & 1 & 1 & 0 & 0 & 1 \\ 1 & 1 & 1 & 0 & 1 & 1 & 1 & 0 & 0 \\ 1 & 1 & 1 & 1 & 0 & 0 & 1 & 1 & 0 \\ 1 & 1 & 1 & 1 & 1 & 1 & 1 & 1 & 1 \\ 1 & 1 & 0 & 1 & 1 & 1 & 0 & 0 & 1 \\ 1 & 1 & 0 & 0 & 1 & 1 & 0 & 0 & 0 \\ 1 & 1 & 1 & 0 & 0 & 0 & 1 & 0 & 0 \\ 1 & 1 & 1 & 1 & 0 & 0 & 1 & 1 & 0 \end{bmatrix} \end{array} \quad (9)$$

The following two theorems show that a collision-free schedule of a network  $\mathcal{N}$  is equivalent to a directed path in a scheduling graph  $(\mathcal{M}_T, \mathcal{E}_{T,Q})$  with  $T \geq 2D^*$ . These results enable us to investigate the scheduling problem using scheduling graphs.

**Theorem 1.** Consider a network  $\mathcal{N}$  and a schedule  $S$ . If  $S$  is collision free, then for any integers  $1 \leq Q \leq T$ , the sequence  $(S[T, Q, k], k = 0, 1, \dots)$  forms a path in  $(\mathcal{M}_T, \mathcal{E}_{T,Q})$ .

*Proof:* Suppose a schedule  $S$  is collision free. To show that  $(S[T, Q, k], k = 0, 1, \dots)$  is a path in  $(\mathcal{M}_T, \mathcal{E}_{T,Q})$ , we need to verify that for  $k = 0, 1, \dots$ ,

- $S[T, Q, k] \in \mathcal{M}_T$ , and

- $(S[T, Q, k], S[T, Q, k+1]) \in \mathcal{E}_{T,Q}$ .

Let  $S_k$  be a schedule with  $S_k(l, t) = S(l, t + kQ)$ . We see that  $S_k$  is a collision-free schedule. As  $S[T, Q, k] = S_k[T, Q, 0]$ , we have  $S[T, Q, k] \in \mathcal{M}_T$ . Moreover, as  $S[T, Q, k+1] = S_k[T, Q, 1]$ , we have  $(S[T, Q, k], S[T, Q, k+1]) \in \mathcal{E}_{T,Q}$ , which completes the proof. ■

For  $\mathcal{N}_{4,1}^{\text{line}}$ , any schedule  $S$  that forms a path in  $(\mathcal{M}_1, \mathcal{E}_{1,1})$  as characterized in Example 8 is collision free. However, the converse of Theorem 1 can only be proved when  $T$  is sufficiently large. The next example shows an example that for  $T < 2D^*$ , a schedule  $S$  that forms a path in  $(\mathcal{M}_T, \mathcal{E}_{T,Q})$  may not be collision free.

**Example 9.** Consider a network  $\mathcal{N}_4 = (\mathcal{L}, \mathcal{I}, D_{\mathcal{L}})$ , where  $\mathcal{L} = \{l_1, l_2, l_3, l_4\}$ . The collision sets of the links are

$$\begin{aligned} \mathcal{I}(l_1) &= \emptyset, & \mathcal{I}(l_2) &= \{\{l_1, l_3\}\}, \\ \mathcal{I}(l_3) &= \{\{l_2, l_4\}\}, & \mathcal{I}(l_4) &= \emptyset. \end{aligned}$$

The link-wise delay matrix  $D_{\mathcal{L}}$  is

$$D_{\mathcal{L}} = \begin{bmatrix} * & * & * & * \\ -1 & * & 1 & * \\ * & -1 & * & 1 \\ * & * & * & * \end{bmatrix}. \quad (10)$$

For this network, the character

$$D^* = \max_{l \in \mathcal{L}} \max_{\theta \in \mathcal{I}(l)} \max_{l' \in \theta} |D_{\mathcal{L}}(l, l')| = 1. \quad (11)$$

We illustrate that a schedule  $S$  that forms a path in  $(\mathcal{M}_1, \mathcal{E}_{1,1})$  may not be collision free. First, we see that  $(\mathcal{M}_1, \mathcal{E}_{1,1})$  is a complete graph with the vertices set  $\{0, 1\}^4$ . Consider a schedule  $S$  with a submatrix  $S$  formed by three consecutive columns:

$$S' = \begin{bmatrix} 1 & 0 & 0 \\ 1 & 1 & 0 \\ 0 & 1 & 1 \\ 0 & 0 & 1 \end{bmatrix}.$$

Because  $S'(l_1, 0) = S'(l_3, 2) = 1$ ,  $S'(l_2, 1)$  has a collision. As  $S'(l_2, 1) = 1$ ,  $S$  is not collision free.

The next theorem proves a converse of Theorem 1 for blocklength  $T \geq 2D^*$ . For binary collision, the converse of Theorem 1 can be proved when  $T \geq D^*$  (see Theorem 5).

**Theorem 2.** Consider a network  $\mathcal{N} = (\mathcal{L}, \mathcal{I}, D_{\mathcal{L}})$  and a schedule  $S$ . If for certain integers  $T$  and  $Q$  such that  $T \geq 2D^*$  and  $T \geq Q \geq 1$ , the sequence  $(S[T, Q, k], k = 0, 1, \dots)$  forms a path in  $(\mathcal{M}_T, \mathcal{E}_{T,Q})$ , then  $S$  is collision free.

*Proof:* Fix any  $l \in \mathcal{L}$  and  $t$  such that  $S(l, t) = 1$ . To prove  $S$  is collision free, we need to show that for any  $\theta \in \mathcal{I}(l)$ ,  $S(l', t + D_{\mathcal{L}}(l, l')) = 0$  for a certain  $l' \in \theta$ . Fix any  $\theta \in \mathcal{I}(l)$ .

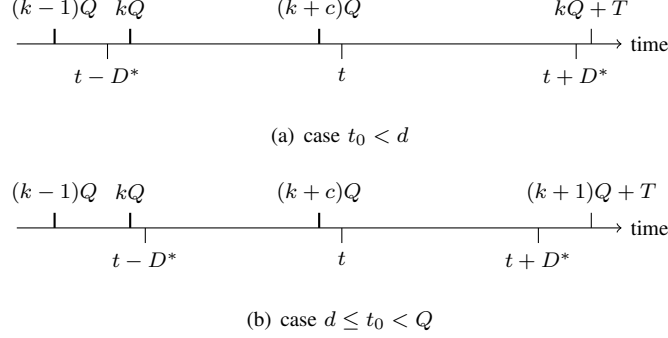


Fig. 6. Illustration of the proof of Theorem 2. A thick tick indicates the start position of a submatrix  $S[T, Q, k]$ , and a thin tick indicates the time.

Fix integers  $c \geq 0$  and  $0 \leq d < Q$  such that  $D^* = cQ + d$ . Fix an integer  $k$  such that  $t = (k + c)Q + t_0$  where  $0 \leq t_0 < Q$ . For any  $l' \in \theta$ , we have

$$\begin{aligned}
 t' &\triangleq t + D_{\mathcal{L}}(l, l') \\
 &\in [t - D^*, t + D^*] \\
 &= [kQ + t_0 - d, kQ + t_0 - d + 2D^*].
 \end{aligned}$$

Consider two cases of  $t_0$ :  $t_0 < d$  and  $d \leq t_0 < Q$ , are illustrated in Fig. 6.

When  $t_0 < d$ , we have  $-Q < t_0 - d < 0$ . Hence for any  $l' \in \theta$ , as  $T \geq 2D^*$ ,  $(k - 1)Q < t' < kQ + T$  (see Fig. 6 (a)). In other words, to verify the collision of  $S(l, t)$  with respect to  $\theta$ , we only need to consider  $S[T, Q, k - 1]$  and  $S[T, Q, k]$ . As  $(S[T, Q, k - 1], S[T, Q, k]) \in \mathcal{E}_{T, Q}$ , we have  $S[T, Q, k - 1] = S'[T, Q, 0]$  and  $S[T, Q, k] = S'[T, Q, 1]$  for a certain collision-free schedule  $S'$ . As  $S(l, t) = S'(l, t_0 - d + Q + D^*) = 1$ , we have  $S(l', t') = S'(l', t_0 - d + Q + D^* + D_{\mathcal{L}}(l, l')) = 0$  for a certain  $l' \in \theta$ .

When  $d \leq t_0 < Q$ , we have  $0 \leq t_0 - d < Q$ . Hence for any  $l' \in \theta$ , as  $T \geq 2D^*$ ,  $kQ \leq t' < (k + 1)Q + T$  (see Fig. 6 (b)). In other words, to verify the collision of  $S(l, t)$  with respect to  $\theta$ , we only need to consider  $S[T, Q, k]$  and  $S[T, Q, k + 1]$ . As  $(S[T, Q, k], S[T, Q, k + 1]) \in \mathcal{E}_{T, Q}$ , we have  $S[T, Q, k] = S'[T, Q, 0]$  and  $S[T, Q, k + 1] = S'[T, Q, 1]$  for certain collision-free schedule  $S'$ . Therefore, as  $S(l, t) = S'(l, t_0 - d + D^*) = 1$ , we have  $S(l', t') = S'(l', t_0 - d + D^* + D_{\mathcal{L}}(l, l')) = 0$  for a certain  $l' \in \theta$ .

For both cases,  $S(l', t') = 0$  for a certain  $l' \in \theta$ . Therefore, we have  $(l, t)$  is collision free for  $S$ . ■

Theorem 1 and 2 together show that a collision-free schedule is equivalent to a directed path in a scheduling graph  $(\mathcal{M}_T, \mathcal{E}_{T, Q})$  with  $T \geq 2D^*$ , and hence we convert the independent set problem on a hypergraph to a path problem on a scheduling graph. Though a scheduling graph has a finite size, the number of paths in it can be infinite and the length of a path can be infinite. We continue to study how to reduce the number and the length of the paths based on periodic scheduling.

### B. Periodic Schedules and Scheduling Graphs

We further investigate the use of scheduling graphs together with the periodic schedules, which are rate region achieving as shown in Lemma 1. We will relate a periodic schedule with a closed path in a scheduling graph, and

hence give a characterization of  $\mathcal{R}^{\mathcal{N}}$  by cycles in the scheduling graph.

**Definition 4.** Define the rate vector  $R_P$  of a closed path  $P = (A_0, A_1, \dots, A_k)$  of  $(\mathcal{M}_T, \mathcal{E}_{T,Q})$  as

$$R_P = \frac{1}{kQ} \sum_{i=0}^{k-1} A_i \mathbf{1}_Q,$$

where  $\mathbf{1}_Q$  is a length- $T$  column vector with the first  $Q$  entries 1 and the remaining  $T - Q$  entries 0.

Denote  $\text{cycle}(\mathcal{G})$  as the collection of all the cycles of a directed graph  $\mathcal{G}$ . Define

$$\mathcal{R}^{(\mathcal{M}_T, \mathcal{E}_{T,Q})} = \text{conv}\{R_C : C \in \text{cycle}(\mathcal{M}_T, \mathcal{E}_{T,Q})\},$$

where  $\text{conv}\mathcal{A}$  is the convex hull of a set  $\mathcal{A}$ . As  $(\mathcal{M}_T, \mathcal{E}_{T,Q})$  is finite,  $\text{cycle}(\mathcal{M}_T, \mathcal{E}_{T,Q})$  is finite and hence  $\mathcal{R}^{(\mathcal{M}_T, \mathcal{E}_{T,Q})}$  is a closed convex polytope.

**Lemma 4.** For a network  $\mathcal{N}$  and a collision-free schedule  $S$  of period  $K$ ,  $(S[T, Q, i], i = 0, 1, \dots, K)$  is a closed path in  $(\mathcal{M}_T, \mathcal{E}_{T,Q})$ , and  $R_S \in \mathcal{R}^{(\mathcal{M}_T, \mathcal{E}_{T,Q})}$ .

*Proof:* By Theorem 1,  $(S[T, Q, i], i = 0, 1, \dots)$  forms a path in  $(\mathcal{M}_T, \mathcal{E}_{T,Q})$ . As  $KQ$  is also a period of  $S$ ,  $S[T, Q, i] = S[T, Q, i + K]$ . Therefore, the path  $(S[T, Q, i], i = 1, 2, \dots)$  has period  $K$  and hence  $(S[T, Q, i], i = 0, 1, \dots, K)$  is a closed path in  $(\mathcal{M}_T, \mathcal{E}_{T,Q})$ .

A closed path can be decomposed into a sequence of (not necessarily distinct) cycles (see, e.g., [26]). Suppose  $(S[T, Q, i], i = 0, 1, 2, \dots, K)$  has the decomposition of cycles  $C_1, \dots, C_{K'}$  in  $\text{cycle}(\mathcal{M}_T, \mathcal{E}_{T,Q})$ , where  $C_i$  is of length  $k_i$ . According the decomposition of the closed path,

$$R_S = \frac{1}{K} \sum_{i=1}^{K'} k_i R_{C_i} \in \mathcal{R}^{(\mathcal{M}_T, \mathcal{E}_{T,Q})}.$$

So we have  $R_S \in \mathcal{R}^{(\mathcal{M}_T, \mathcal{E}_{T,Q})}$ . ■

**Theorem 3.** For a network  $\mathcal{N}$ , we have  $\mathcal{R}^{\mathcal{N}} \subset \mathcal{R}^{(\mathcal{M}_T, \mathcal{E}_{T,Q})}$  for  $T \geq Q \geq 1$ .

*Proof:* Consider  $R \in \mathcal{R}^{\mathcal{N}}$ . By Lemma 1, for any  $\epsilon > 0$ , there exists a collision-free, periodic schedule  $S$  such that  $R_S \succcurlyeq R - \epsilon$ . By Lemma 4,  $R_S \in \mathcal{R}^{(\mathcal{M}_T, \mathcal{E}_{T,Q})}$ . As  $\mathcal{R}^{(\mathcal{M}_T, \mathcal{E}_{T,Q})}$  is closed, we have  $R \in \mathcal{R}^{(\mathcal{M}_T, \mathcal{E}_{T,Q})}$ . ■

For the general model, the converse of the above theorem ( $\mathcal{R}^{(\mathcal{M}_T, \mathcal{E}_{T,Q})} \subset \mathcal{R}^{\mathcal{N}}$ ) can be proved for blocklength  $T \geq 2D^*$ . To show the converse, we first show that for a periodic schedule, it is sufficient to check a sufficiently long part of the schedule to verify whether it is collision free.

**Lemma 5.** For a network  $\mathcal{N}$  and integers  $T \geq 2D^*$  and  $1 \leq Q \leq T$ , define a schedule  $S$  with period  $kQ$  such that  $(S[T, Q, i], i = 0, \dots, k)$  is a closed path in  $(\mathcal{M}_T, \mathcal{E}_{T,Q})$ . Then  $S$  is collision free for  $\mathcal{N}$ .

*Proof:* Let  $A_i = S[T, Q, i]$  for  $i = 0, 1, \dots, k-1$ . Fix any integer  $i = ak + b$  where  $a \geq 0$  and  $0 \leq b \leq k-1$ . First,  $S[T, Q, i] = S[T, Q, b] = A_b \in \mathcal{M}_T$ . Second,  $(S[T, Q, i], S[T, Q, i+1]) = (S[T, Q, b], S[T, Q, b+1]) = (A_b, A_{b+1}) \in \mathcal{E}_{T,Q}$ . Therefore, the sequence  $(S[T, Q, i], i = 1, 2, \dots)$  is a path in  $(\mathcal{M}_T, \mathcal{E}_{T,Q})$ . As  $T \geq 2D^*$ , by Theorem 2,  $S$  is collision free. ■

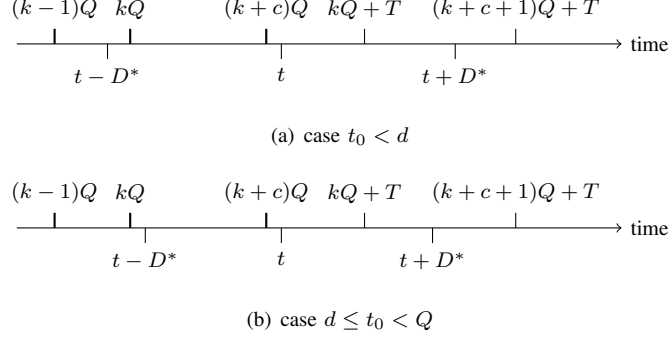


Fig. 7. Illustration of the proof of Theorem 5. A thick tick indicates the start position of a submatrix  $S[T, Q, k]$ , and a thin tick indicates the time.

**Theorem 4.** For a network  $\mathcal{N}$  with a general collision profile and any integers  $T$  and  $Q$  such that  $T \geq 2D^*$  and  $1 \leq Q \leq T$ ,  $\mathcal{R}^{\mathcal{N}} \supset \mathcal{R}^{(\mathcal{M}_T, \mathcal{E}_{T,Q})}$ .

*Proof:* Fix  $R \in \mathcal{R}^{(\mathcal{M}_T, \mathcal{E}_{T,Q})}$ . We can write

$$R = \sum_{C \in \text{cycle}(\mathcal{M}_T, \mathcal{E}_{T,Q})} \alpha_C R_C,$$

where  $\alpha_C \geq 0$  and  $\sum_{C \in \text{cycle}(\mathcal{M}_T, \mathcal{E}_T)} \alpha_C = 1$ . For a cycle  $C = (C_0, C_1, \dots, C_k)$  in  $(\mathcal{M}_T, \mathcal{E}_{T,Q})$ , we define a schedule  $S$  with period  $kQ$  such that  $S[T, Q, i] = C_i$  for  $i = 0, 1, \dots, k-1$ . By Lemma 5,  $S$  is collision free and hence  $R_C = R_S \in \mathcal{R}^{\mathcal{N}}$ . As  $\mathcal{R}^{\mathcal{N}}$  is convex (see Lemma 2), we have  $R \in \mathcal{R}^{\mathcal{N}}$ . ■

Theorem 3 and Theorem 4 together give an explicit characterization of  $\mathcal{R}^{\mathcal{N}}$ , i.e., when  $T \geq 2D^*$ ,  $\mathcal{R}^{\mathcal{N}} = \mathcal{R}^{(\mathcal{M}_T, \mathcal{E}_{T,Q})}$ , where  $\mathcal{R}^{(\mathcal{M}_T, \mathcal{E}_{T,Q})}$  is explicitly determined by the cycles in  $(\mathcal{M}_T, \mathcal{E}_{T,Q})$ . Now we see that using a scheduling graph, only a finite number of cycles are required for determining the scheduling rate region. Moreover, from the proofs of Lemma 4 and 5, we also see that a periodic, collision-free schedule can be formed by cycles of  $(\mathcal{M}_T, \mathcal{E}_{T,Q})$ . For the binary collision model, Theorem 4 can be proved for  $T \geq D^*$  (see Theorem 6 in the following subsection).

### C. Enhanced Results for Binary Network Model

For the protocol or binary collision model, the collision set  $\mathcal{I}(l)$  has the property that for any  $\theta \in \mathcal{I}(l)$ ,  $|\theta| = 1$ . In this case, we also write  $\mathcal{I}(l)$  as a subset of  $\mathcal{L}$ . Under a binary collision model, compared with (6), the formula of character  $D^*$  can be simplified as

$$D_{\mathcal{N}}^* = \max_{l \in \mathcal{L}} \max_{l' \in \mathcal{I}(l)} |D_{\mathcal{L}}(l, l')|,$$

The following theorem improves Theorem 2 for the binary collision model with the lower bound on  $T$  improved from  $2D^*$  to  $D^*$ .

**Theorem 5.** Consider a network  $\mathcal{N} = (\mathcal{L}, \mathcal{I}, D_{\mathcal{L}})$  with a binary collision profile and a schedule  $S$ . If for certain integers  $T$  and  $Q$  such that  $T \geq D^*$  and  $T \geq Q \geq 1$ , the sequence  $(S[T, Q, k], k = 0, 1, \dots)$  forms a path in  $(\mathcal{M}_T, \mathcal{E}_{T,Q})$ , then  $S$  is collision free.

*Proof:* Fix any  $l \in \mathcal{L}$  and  $t$  such that  $S(l, t) = 1$ . To prove  $S$  is collision free, we need to show that for any  $l' \in \mathcal{I}(l)$ ,  $S(l', t + D_{\mathcal{L}}(l, l')) = 0$ . Fix any  $l' \in \mathcal{I}(l)$ .

Fix integers  $c \geq 0$  and  $0 \leq d < Q$  such that  $D^* = cQ + d$ . Fix an integer  $k$  such that  $t = (k + c)Q + t_0$  where  $0 \leq t_0 < Q$ . For  $l'$ , we have

$$\begin{aligned} t' &\triangleq t + D_{\mathcal{L}}(l, l') \\ &\in [t - D^*, t + D^*] \\ &= [kQ + t_0 - d, kQ + t_0 - d + 2D^*]. \end{aligned}$$

Consider two cases of  $t_0$ :  $t_0 < d$  and  $d \leq t_0 < Q$ .

When  $t_0 < d$ , we have  $-Q < t_0 - d < 0$ , and hence  $(k - 1)Q < t' < kQ + 2D^*$ . See Fig. 7 (a) for an illustration.

Consider three cases of  $t'$ :

- Case 1:  $t' \in [(k - 1)Q, kQ + T - 1]$ . Note that  $t \in [kQ, kQ + T - 1]$ . As  $(S[T, Q, k - 1], S[T, Q, k]) \in \mathcal{E}_{T, Q}$ , we have  $S[T, Q, k - 1] = S'[T, Q, 0]$  and  $S[T, Q, k] = S'[T, Q, 1]$  for certain collision-free schedule  $S'$ . Therefore, as  $S(l, t) = S'(l, t_0 + (1 + c)Q) = 1$ ,  $S(l', t') = S'(l', t_0 + (1 + c)Q + D_{\mathcal{L}}(l, l')) = 0$ .
- Case 2:  $t' \in [(k + c)Q, (k + c)Q + T - 1]$ . Note that  $t \in [(k + c)Q, (k + c)Q + T - 1]$  too. As  $S[T, Q, k + c] \in \mathcal{M}_T$ , we have  $S[T, Q, k + c] = S'[T, 0]$  for certain collision-free schedule  $S'$ . Therefore, as  $S(l, t) = S'(l, t_0) = 1$ ,  $S(l', t') = S'(l', t_0 + D_{\mathcal{L}}(l, l')) = 0$ .
- Case 3:  $t' \in [(k + c + 1)Q, (k + c + 1)Q + T - 1]$ . Note that  $t \in [(k + c)Q, (k + c)Q + T - 1]$ . As  $(S[T, Q, k + c], S[T, Q, k + c + 1]) \in \mathcal{E}_{T, Q}$ , we have  $S[T, Q, k + c] = S'[T, Q, 0]$  and  $S[T, Q, k + c + 1] = S'[T, Q, 1]$  for certain collision-free schedule  $S'$ . Therefore, as  $S(l, t) = S'(l, t_0) = 1$ ,  $S(l', t') = S'(l', t_0 + D_{\mathcal{L}}(l, l')) = 0$ .

When  $d \leq t_0 < Q$ , we have  $0 \leq t_0 - d < Q$ , and hence  $kQ \leq t' < kQ + T + Q$ . See Fig. 7 (b) for an illustration.

Consider three cases of  $t'$ :

- Case 1:  $t' \in [kQ, kQ + T - 1]$ . Note that  $t \in [kQ, kQ + T - 1]$ .
- Case 2:  $t' \in [(k + c)Q, (k + c)Q + T - 1]$ . Note that  $t \in [(k + c)Q, (k + c)Q + T - 1]$  too.
- Case 3:  $t' \in [(k + c + 1)Q, (k + c + 1)Q + T - 1]$ . Note that  $t \in [(k + c)Q, (k + c)Q + T - 1]$ .

These cases can be analyzed similarly as when  $t_0 < d$ .

For both cases of  $t_0$ ,  $S(l', t') = 0$  for any  $l' \in \mathcal{I}(l)$ . Therefore, we have  $(l, t)$  is collision free for  $S$ . ■

The following lemma improves Lemma 5 for the binary collision model. The proof is the same as that of Lemma 5 except with applying Theorem 5 instead of Theorem 2.

**Lemma 6.** *For a network  $\mathcal{N}$  with a binary collision profile and integers  $T$  and  $Q$  such that  $T \geq D^*$  and  $1 \leq Q \leq T$ , define a schedule  $S$  with period  $kQ$  such that  $(S[T, Q, i], i = 0, \dots, k)$  is a closed path in  $(\mathcal{M}_T, \mathcal{E}_{T, Q})$ . Then  $S$  is collision free for  $\mathcal{N}$ .*

The following theorem improves Theorem 4 for the binary collision model. The proof is the same as that of Theorem 4 except with applying Lemma 6 instead of Lemma 5.



**Theorem 6.** For a network  $\mathcal{N}$  with a binary collision profile and any integers  $T$  and  $Q$  such that  $T \geq D^*$  and  $1 \leq Q \leq T$ ,  $\mathcal{R}^{\mathcal{N}} \supset \mathcal{R}^{(\mathcal{M}_T, \mathcal{E}_{T,Q})}$ .

#### D. Calculation of Scheduling Graphs

The role of a scheduling graph in the scheduling problem has been made clear in the previous discussion. Now we study the calculation of the scheduling graphs. Denote by  $\mathcal{E}_{T,Q}^*$  the collection of the maximal independent sets of  $\mathcal{N}^{T+Q}$ . Here we can fix  $T$  to be  $2D^*$  for the general collision model or  $D^*$  for the binary collision model (see Theorem 3 to Theorem 6). From the definition, we know that  $(\mathcal{M}_T, \mathcal{E}_{T,Q})$  can be determined by all the independent sets of  $\mathcal{N}^{T+Q}$  and hence can be more concisely represented by  $\mathcal{E}_{T,Q}^*$ . When the collision model is binary, we can use the Bron–Kerbosch algorithm [27] to enumerate all the maximal independent sets of  $\mathcal{N}^{T+Q}$ . When it comes to the general collision model,  $\mathcal{N}^{T+Q}$  is a hypergraph, and the corresponding maximal independent set problem has been discussed in [28].

Note that the maximum independent set problem is NP hard and also hard to approximate. Using these generic algorithms for calculating  $\mathcal{E}_{T,Q}^*$ , however, we would expect that the computation cost increases fast when  $Q$  increases from 1 to  $T$ . One may consider that it is sufficient for us to use only  $\mathcal{E}_{T,1}^*$  as the results previous obtained in this section apply to all  $Q$  from 1 to  $T$ . But as we will soon discussed in the next section,  $(\mathcal{M}_T, \mathcal{E}_{T,T})$  represented by  $\mathcal{E}_{T,T}^*$  has a special property that can help us to further simplify the scheduling problem. In other words, the calculation of  $\mathcal{E}_{T,T}^*$  is of particular interest.

Here we derive a recursive approach to calculate  $\mathcal{E}_{T,T}^*$  from  $\mathcal{E}_{T,1}^*$ . Our approach explores the structure of the periodical graph and hence is simpler in general than computing  $\mathcal{E}_{T,T}^*$  directly using an existing maximal independent set algorithm. Recall that we use an  $|\mathcal{L}| \times (T + Q)$  binary matrix to represent an independent set of  $\mathcal{N}^{T+Q}$ . For two numbers  $a$  and  $b$ , we define  $a \wedge b = \min\{a, b\}$ . For two matrices  $A = (a_{ij})$  and  $B = (b_{ij})$  of the same size, we define  $A \wedge B = (a_{ij} \wedge b_{ij})$ . When  $A$  and  $B$  are binary matrices,  $A \wedge B$  is the matrix obtained by bit-wise AND operation.

**Theorem 7.** Consider a network  $\mathcal{N}$  and integers  $T$  and  $Q$  such that  $T \geq 2D^*$  and  $T \geq Q \geq 1$ .

$$\mathcal{E}_{T,Q+1}^* \subset \{ (A[Q, Q, 0], A[T, Q, 1] \wedge B[T, Q, 0], B[1, 1, T]) : A \in \mathcal{E}_{T,Q}^*, B \in \mathcal{E}_{T,1}^* \}.$$

*Remark 4.* We see that  $A = (A[Q, Q, 0], A[T, Q, 1])$  where  $A[Q, Q, 0]$  is the first  $Q$  columns of  $A$ , and  $B = (B[T, Q, 0], B[1, 1, T])$  where  $B[1, 1, T]$  is the last column of  $B$ .

*Proof:* For  $C \in \mathcal{E}_{T,Q+1}^*$ , we know that  $C[T + Q, 1, 0]$  is an independent set of  $\mathcal{N}^{T+Q}$  and  $C[T + 1, Q, 1]$  is an independent set of  $\mathcal{N}^{T+1}$ . Therefore, there exist  $A \in \mathcal{E}_{T,Q}^*$  and  $B \in \mathcal{E}_{T,1}^*$  such that  $A \succcurlyeq C[T + Q, Q, 0]$  and

---

**Algorithm 1** A recursive algorithm for calculating  $\mathcal{E}_{T,Q}^*$ ,  $Q > 1$

---

```

1: function ESTAR( $T, Q$ )
2:   if  $Q = 1$  then
3:     calculate  $\mathcal{E}_{T,1}^*$  using an maximal independent set algorithm
4:   else
5:     call ESTAR( $T, Q - 1$ )
6:      $\mathcal{E} = \emptyset$ .
7:     for each  $A \in \mathcal{E}_{T,Q-1}^*, B \in \mathcal{E}_{T,1}^*$  do
8:       include  $(A[Q-1, Q-1, 0], A[T, Q-1, 1] \wedge B[T, Q-1, 0], B[1, 1, T])$  in  $\mathcal{E}$ 
9:      $\mathcal{E}_{T,Q}^*$  is the smallest subset of  $\mathcal{E}$  such that for any  $A \in \mathcal{E}$ , there exists  $B \in \mathcal{E}_{T,Q}^*$  and  $B \succcurlyeq A$ .
```

---

$B \succcurlyeq C[T+1, Q, 1]$ . Hence

$$A[Q, Q, 0] \succcurlyeq C[Q, Q, 0], \quad (12)$$

$$A[T, Q, 1] \succcurlyeq C[T, Q, 1], \quad (13)$$

$$B[T, Q, 0] \succcurlyeq C[T, Q, 1], \quad (14)$$

$$B[1, 1, T] \succcurlyeq C[1, 1, T+Q+1], \quad (15)$$

where  $C[Q, Q, 0]$ ,  $C[T, Q, 1]$  and  $C[1, 1, T+Q+1]$  are disjoint submatrices of  $C$ . Let  $S_1 = (A[Q, Q, 0], A[T, Q, 1] \wedge B[T, Q, 0], B[1, 1, T])$ .

Let  $S$  be a scheduling of  $\mathcal{N}$  formed by  $S[T+Q+1, 1, 0] = S_1$  and all the other entries 0. As  $(S[T, 1, k], k = 0, 1, \dots)$  is a path in  $(\mathcal{M}_T, \mathcal{E}_{T+1})$ , by Theorem 2,  $S$  is collision free for  $\mathcal{N}$  and hence  $S_1$  is an independent set of  $\mathcal{N}^{T+Q+1}$ . As  $C$  is a maximal independent set, the equalities in (12) and (13) hold and  $C[T, Q, 1] = A[T, Q, 1] \wedge B[T, Q, 0]$ . ■

When  $\mathcal{N}$  has a binary collision model, the condition  $T \geq 2D^*$  can be improved as  $T \geq D^*$ . The similar proof applies with Theorem 5 in place of Theorem 2. Justified by Theorem 7, Algorithm 1 is a recursive algorithm for calculating  $\mathcal{E}_{T,T}^*$ , where  $\mathcal{E}_{T,1}^*$  is assumed to be known from an existing maximal independent set algorithm.

## V. DOMINANCE PROPERTIES FOR NON-OVERLAPPING SCHEDULING GRAPHS

In this section, we study algorithms for two basic problems related to network scheduling: i) calculating the scheduling rate region, and ii) maximizing a linear function of rate vectors with non-negative coefficients. The scheduling rate region of a network  $\mathcal{N} = (\mathcal{L}, \mathcal{I}, D_{\mathcal{L}})$  is determined by cycles of the scheduling graph  $(\mathcal{M}_T, \mathcal{E}_{T,Q})$  with a sufficiently large  $T$ . Assume that the scheduling graphs  $(\mathcal{M}_T, \mathcal{E}_{T,Q})$  can be obtained. A straightforward approach is to apply the existing algorithms (developed for generic graphs) on the scheduling graphs to evaluate these problems. For example, a backtracking algorithm (e.g., Johnson's algorithm [30]) can be applied to enumerate cycles in  $(\mathcal{M}_T, \mathcal{E}_{T,Q})$  and hence obtain the rate region. The straightforward approach, however, could has a very high computation cost as the number of vertices/edges in a scheduling graph can be exponential in the number of

network links: We know that  $|\mathcal{M}_T| = O(2^{|\mathcal{L}|T})$  and the number of cycles in  $(\mathcal{M}_T, \mathcal{E}_{T,Q})$  is  $O(2^{|\mathcal{M}_T|})$ . Therefore, the algorithms designed for generic graphs could have a computation cost that increases very fast with respect to  $|\mathcal{L}|T$ .

Towards reducing the computation cost of the related algorithms, we study how to simplify the rate region characterization. We know that if a schedule is collision free, turning any entry with value 1 to 0, the new schedule is still collision free. This property holds for the paths of the non-overlapping scheduling graph  $(\mathcal{M}_T, \mathcal{E}_{T,T})$ .<sup>5</sup> Based on this property for  $(\mathcal{M}_T, \mathcal{E}_{T,T})$ , we refine the characterization of the scheduling rate region and derive algorithms that can solve the fundamental problems more efficiently than using the algorithms designed for generic graphs on  $(\mathcal{M}_T, \mathcal{E}_{T,T})$  directly. To simplify the notation, we also write  $\mathcal{E}_{T,T}$  as  $\mathcal{E}_T$ .

#### A. Dominance

According to the definition of collision, if a schedule is collision free, the schedule obtained by inactivating some entries is also collision free. In other words, if  $A \in \mathcal{M}_T$ , then any  $A' \preceq A$  is also in  $\mathcal{M}_T$ . The similar property holds for edges and paths in  $(\mathcal{M}_T, \mathcal{E}_T)$ . A sequence of matrices  $A = (A_0, A_1, \dots)$  where  $A_i \in \{0, 1\}^{|\mathcal{L}| \times T}$  can be regarded as a matrix obtained by juxtaposing  $A_0, A_1, \dots$ . Therefore, the relation  $\succ$  and  $\preceq$  can be applied on a pair of sequences of the same length. For two sequences  $A = (A_0, A_1, \dots)$  and  $B = (B_0, B_1, \dots)$  of the same length (which can be unbounded) with  $A_i, B_i \in \{0, 1\}^{|\mathcal{L}| \times T}$ , we say  $A$  dominates  $B$  if  $A \succ B$ .

**Lemma 7** (Basic dominance property for  $(\mathcal{M}_T, \mathcal{E}_T)$ ). *For any  $k \geq 0$ , if  $A = (A_0, A_1, \dots, A_k)$  is a path in  $(\mathcal{M}_T, \mathcal{E}_T)$ , then any  $B = (B_0, B_1, \dots, B_k)$  with  $B \preceq A$  is a path in  $(\mathcal{M}_T, \mathcal{E}_T)$ .*

*Proof:* For any edge  $(A', A'') \in \mathcal{E}_T$ , we see any  $(B', B'') \preceq (A', A'')$  is also an edge of  $(\mathcal{M}_T, \mathcal{E}_T)$ . The lemma can then be proved by checking  $(B_i, B_{i+1}) \preceq (A_i, A_{i+1})$  for  $i = 0, 1, \dots, k-1$ . ■

Define some notations for presenting a main dominance property. For a set  $\mathcal{A}$  with partial order  $\succ$ , we write  $\max_{\succ} \mathcal{A}$  as the smallest subset  $\mathcal{B}$  of  $\mathcal{A}$  such that any element of  $\mathcal{A}$  is dominated by certain elements of  $\mathcal{B}$ . Denote by  $\mathcal{P}_k$  and  $\mathcal{C}_k$  the set of length  $k$  paths and cycles in  $(\mathcal{M}_T, \mathcal{E}_T)$ , respectively. Let

$$\mathcal{P}_k^* = \max_{\succ} \mathcal{P}_k \quad \text{and} \quad \mathcal{C}_k^* = \max_{\succ} \mathcal{C}_k.$$

Elements in  $\mathcal{P}_k^*$  and  $\mathcal{C}_k^*$  are called the *maximal* paths and cycles, respectively. Note that  $\mathcal{C}_k \subset \mathcal{P}_k$ , but  $\mathcal{C}_k^*$  is not necessarily a subset of  $\mathcal{P}_k^*$ . Let

$$\mathcal{R}_k = \text{conv}\{R_C : C \in \cup_{i=1}^k \mathcal{C}_i\},$$

where  $R_C$  is defined in Definition 4 with  $Q = T$ . Let  $\mathbb{R}^+$  be the set of non-negative real numbers. For a set  $\mathcal{A} \subset (\mathbb{R}^+)^{m \times n}$ , define  $\text{dom} \mathcal{A}$  as the collection of all  $B \in (\mathbb{R}^+)^{m \times n}$  that is dominated by some elements in  $\mathcal{A}$ .

**Lemma 8.** *For each  $k \geq 1$ ,  $\text{dom} \mathcal{R}_k = \mathcal{R}_k$ .*

<sup>5</sup>Paths in an overlapping scheduling graph do not directly inherit this property as two adjacent matrices in a path share a common part. We will discuss in Sec. VI about the issues towards extending our approach to overlapping scheduling graphs from a more general point of view.

*Proof:* As  $\mathcal{R}_k \subset \text{dom}\mathcal{R}_k$ , we show  $\text{dom}\mathcal{R}_k \subset \mathcal{R}_k$ . For  $R \in \text{dom}\mathcal{R}_k$ , there exists  $R' \in \mathcal{R}_k$  such that  $R' \succ R$ . Let  $\mathcal{C}^* = \cup_{i=1}^k \mathcal{C}_k$ . We can write  $R' = \sum_{C' \in \mathcal{C}^*} \alpha_{C'} R_{C'}$ , where  $\alpha_{C'} \geq 0$  and  $\sum_{C' \in \mathcal{C}^*} \alpha_{C'} = 1$ . Assume  $R(l) < R'(l)$  for a certain  $l \in \mathcal{L}$ . For each  $C' \in \mathcal{C}^*$ , construct a cycle  $C$  by setting the entries of the matrices in  $C'$  indexed by  $l$  to zero. Let  $\alpha_l = \frac{R(l)}{R'(l)}$  and

$$R'' = \alpha_l \sum_{C' \in \mathcal{C}^*} \alpha_{C'} R_{C'} + (1 - \alpha_l) \sum_{C' \in \mathcal{C}^*} \alpha_{C'} R_C.$$

We have  $R'' \in \mathcal{R}_k$  as  $C' \in \mathcal{C}^*$ ,  $R''(l) = R(l)$  and  $R''(l') = R'(l')$  for  $l' \neq l$ . By repeating the similar procedure for all the other links  $l'$  with  $R'(l') > R(l')$ , we can convert  $R''$  to  $R$  and hence prove  $R \in \mathcal{R}_k$ . ■

Recall that for binary matrices  $A$  and  $B$ ,  $A \wedge B$  is the matrix obtained by the component-wise AND operation. For a path  $P = (A_0, A_1, \dots, A_k)$  of length  $k$ , we denote by  $\text{cl}(P)$  the close path generated by  $(A_0 \wedge A_k, A_1, \dots, A_{k-1}, A_0 \wedge A_k)$ . Hence the rate vector  $R_{\text{cl}(P)}$  is well-defined as in Definition 4 with  $Q = T$ . The following theorem shows that  $\mathcal{R}_k$  can be determined by  $\mathcal{P}_k^*$  and  $\mathcal{C}_k^*$ .

**Theorem 8.** For a scheduling graph  $(\mathcal{M}_T, \mathcal{E}_T)$  and any integer  $k \geq 1$ ,

$$\begin{aligned} \mathcal{R}_k &= \text{dom conv}\{R_C : C \in \cup_{i=1}^k \mathcal{C}_i^*\} \\ &= \text{dom conv}\{R_{\text{cl}(P)} : P \in \cup_{i=1}^k \mathcal{P}_i^*\}. \end{aligned}$$

*Proof:* To simplify the notation, we use in the proof

$$\begin{aligned} \mathcal{A}^* &= \text{dom conv}\{R_C : C \in \cup_{i=1}^k \mathcal{C}_i^*\}, \\ \mathcal{B}^* &= \text{dom conv}\{R_{\text{cl}(P)} : P \in \cup_{i=1}^k \mathcal{P}_i^*\}. \end{aligned}$$

By definition,  $\mathcal{R}_k \subset \mathcal{A}^*$ .

For  $A = (A_0, \dots, A_{k-1}, A_0) \in \mathcal{C}_k^*$ , there exists  $B = (B_0, \dots, B_k) \in \mathcal{P}_k^*$  such that  $B \succ A$ . As  $B_0 \succ A_0$  and  $B_k \succ A_0$ ,  $B_0 \wedge B_k \succ A_0$ . So,  $\text{cl}(B) \succ A$ , and hence  $R_A \preceq \text{conv}\{R_{\text{cl}(P)} : P \in \mathcal{P}_k^*\}$ . Therefore,  $\mathcal{A}^* \subset \mathcal{B}^*$ .

Last, for any  $B = (B_0, \dots, B_k) \in \mathcal{P}_k^*$ , if  $\text{cl}(P)$  is a cycle, then  $R_{\text{cl}(P)} \in \mathcal{R}_k$ . When  $k = 1$ ,  $\text{cl}(P)$  must be a cycle. When  $k > 1$ , if  $\text{cl}(P)$  is not a cycle, it can be decomposed into multiple cycles, each of which is of length strictly less than  $k$ . Hence,  $R_{\text{cl}(P)} \in \mathcal{R}_{k-1} \subset \mathcal{R}_k$ . The proof is completed by  $\mathcal{B}^* \subset \text{dom}(\mathcal{R}_k) = \mathcal{R}_k$  where the equality follows from Lemma 8. ■

Theorem 8 provides two refined characterizations of the scheduling rate region by using only dominating subsets of cycles and paths of the non-overlapping scheduling graph. We will derive algorithms for rate region related problems in the remainder of this section using the maximal-independent-set representation  $\mathcal{E}_{T,T}^*$  of  $(\mathcal{M}_T, \mathcal{E}_T)$ , where  $\mathcal{E}_{T,T}^* = \max_{\succ} \mathcal{E}_T$ . To simplify the notations in the following discussion, we write  $\mathcal{E}_{T,T}^*$  as  $\mathcal{E}^*$ . Let

$$\begin{aligned} \mathcal{M}_L^* &= \{B : (B, B') \in \mathcal{E}^* \text{ for certain } B'\}, \\ \mathcal{M}_R^* &= \{B' : (B, B') \in \mathcal{E}^* \text{ for certain } B\}. \end{aligned}$$

Note that  $\mathcal{E}^* \subset \mathcal{M}_L^* \times \mathcal{M}_R^*$  and  $\mathcal{E}^*$  can be represented using an adjacent matrix with rows and columns indexed by elements in  $\mathcal{M}_L^*$  and  $\mathcal{M}_R^*$ , represent.

### B. A Maximal Path Approach for Rate Region

We discuss how to enumerate  $\mathcal{P}_k^*$  incrementally in terms of  $k$ . First,  $\mathcal{P}_1^* = \mathcal{E}^*$ , and hence

$$\mathcal{R}_1 = \text{dom conv}\{R_{\text{cl}(P)} : P \in \mathcal{E}^*\}. \quad (16)$$

Motivated by the following lemma, we adopt an incremental approach to enumerate a *superset* of  $\mathcal{P}_k^*$ .

**Lemma 9.** *For any  $k \geq 2$ ,  $\mathcal{P}_k^*$  is a subset of*

$$\begin{aligned} \{(B_0, \dots, B_{k-2}, B_{k-1} \wedge B'_{k-1}, B_k) : (B'_{k-1}, B_k) \in \mathcal{E}^*, \\ (B_0, \dots, B_{k-1}) \in \mathcal{P}_{k-1}^*\}. \end{aligned}$$

*Proof:* For any  $(A_0, A_1, \dots, A_k) \in \mathcal{P}_k^*$ , there exist  $(B_0, B_1, \dots, B_{k-1}) \in \mathcal{P}_{k-1}^*$  and  $(B'_{k-1}, B_k) \in \mathcal{E}^*$  such that

$$\begin{aligned} (B_0, B_1, \dots, B_{k-1}) \succ (A_0, A_1, \dots, A_{k-1}), \\ (B'_{k-1}, B_k) \succ (A_{k-1}, A_k). \end{aligned}$$

We see  $(B_0, \dots, B_{k-2}, B_{k-1} \wedge B'_{k-1}, B_k)$  is a path of length  $k$  and dominates  $(A_0, A_1, \dots, A_k)$ . As the latter is maximal, we further have  $B_i = A_i$  for  $i = 0, 1, \dots, k-2, k$  and  $B_{k-1} \wedge B'_{k-1} = A_{k-1}$ . ■

Let's give an explicit superset of  $\mathcal{P}_k^*$ . Let  $\mathcal{H}_1 = \mathcal{E}^*$ . For  $k \geq 2$ , let

$$\mathcal{H}_k = \{(A_1, B_1 \wedge A_2, \dots, B_{k-1} \wedge A_k, B_k) : (A_i, B_i) \in \mathcal{E}^*\}.$$

**Lemma 10.** *Each element of  $\mathcal{H}_k$  is a path in  $(\mathcal{M}_T, \mathcal{E}_T)$ , and  $\mathcal{P}_k^* \subset \mathcal{H}_k$ . Moreover,*

$$\mathcal{R}_k = \text{dom conv}\{R_{\text{cl}(P)} : P \in \cup_{i=1}^k \mathcal{H}_i\}.$$

*Proof:* If  $(A_0, A_1, \dots, A_k) \in \mathcal{H}_k$ , then  $(A_{i-1}, A_i) \in \mathcal{E}_T$ . Hence, each element of  $\mathcal{H}_k$  is a path in  $(\mathcal{M}_T, \mathcal{E}_T)$ . The lemma holds directly when  $k = 1$ . Now we consider  $k \geq 2$ . By Lemma 9,  $\mathcal{P}_2^* \subset \mathcal{H}_2$ . As

$$\begin{aligned} \mathcal{H}_k = \{(B_0, \dots, B_{k-2}, B_{k-1} \wedge B'_{k-1}, B_k) : \\ (B'_{k-1}, B_k) \in \mathcal{E}^*, (B_0, \dots, B_{k-1}) \in \mathcal{H}_{k-1}\}, \end{aligned}$$

by induction,  $\mathcal{P}_k^* \subset \mathcal{H}_k$ . By Theorem 8,

$$\begin{aligned} \mathcal{R}_k &= \text{dom conv}\{R_{\text{cl}(P)} : P \in \cup_{i=1}^k \mathcal{P}_i^*\} \\ &\subset \text{dom conv}\{R_{\text{cl}(P)} : P \in \cup_{i=1}^k \mathcal{H}_i\} \\ &\subset \mathcal{R}_k. \end{aligned}$$

The proof is completed. ■

To make use of  $\mathcal{H}_k$  to characterize the rate region, we derive an iterative formula. Denote by  $\mathbf{1}$  a column vector with all entries 1, where the length is known from the context. For  $A \in \mathcal{M}_L^*$  and  $B \in \mathcal{M}_R^*$ , let

$$\mathcal{R}_2(A, B) = \max_{\succ} \{(B_1 \wedge A_2)\mathbf{1} : (A, B_1), (A_2, B) \in \mathcal{E}^*\}. \quad (17)$$

For  $k \geq 3$ ,  $A \in \mathcal{M}_L^*$  and  $B \in \mathcal{M}_R^*$ , let

$$\mathcal{R}_k(A, B) = \max_{\succsim} \bigcup_{B' \in \mathcal{M}_R^*} (\mathcal{R}_{k-1}(A, B') + \{(B' \wedge A')\mathbf{1} : (A', B) \in \mathcal{E}^*\}), \quad (18)$$

where the addition of two sets  $\mathcal{A} + \mathcal{B}$  is defined as  $\{\mathbf{a} + \mathbf{b} : \mathbf{a} \in \mathcal{A}, \mathbf{b} \in \mathcal{B}\}$ . The next theorem justifies the use of  $\mathcal{R}_k(A, B)$  to characterize the rate region  $\mathcal{R}_k$ .

**Theorem 9.** Consider a scheduling graph  $(\mathcal{M}_T, \mathcal{E}_T)$ . For  $k \geq 2$ ,

$$\mathcal{R}_k = \frac{1}{Tk} \text{dom conv} \bigcup_{A \in \mathcal{M}_L^*, B \in \mathcal{M}_R^*} (\mathcal{R}_k(A, B) + \{(A \wedge B)\mathbf{1}\}).$$

*Proof:* We prove by induction that for  $k \geq 2$ , for any  $(A_1, B_1), \dots, (A_k, B_k) \in \mathcal{E}^*$ ,

$$\sum_{i=1}^{k-1} (B_i \wedge A_{i+1})\mathbf{1} \in \text{dom} \mathcal{R}_k(A_1, B_k). \quad (19)$$

First, (19) holds when  $k = 2$  by the definition of  $\mathcal{R}_2(A, B)$  in (17). For  $k \geq 3$ , suppose (19) holds for  $k - 1$ . Then for any  $(A_1, B_1), \dots, (A_k, B_k) \in \mathcal{E}^*$ ,

$$\begin{aligned} \sum_{i=1}^{k-1} (B_i \wedge A_{i+1})\mathbf{1} &= \sum_{i=1}^{k-2} (B_i \wedge A_{i+1})\mathbf{1} + (B_{k-1} \wedge A_k)\mathbf{1} \\ &\in \text{dom} \mathcal{R}_{k-1}(A_1, B_{k-1}) + (B_{k-1} \wedge A_k)\mathbf{1} \\ &\in \text{dom} \mathcal{R}_k(A_1, B_k). \end{aligned}$$

Let

$$\tilde{\mathcal{R}}_k = \{R_{\text{cl}(P)} : P \in \mathcal{H}_k\}.$$

By Lemma 10,  $\mathcal{R}_k = \text{dom conv}(\cup_{i=1}^k \tilde{\mathcal{R}}_i)$ . To prove the theorem, we show for  $k \geq 2$ ,

$$\text{dom} \tilde{\mathcal{R}}_k = \frac{1}{Tk} \text{dom} \bigcup_{A \in \mathcal{M}_L^*, B \in \mathcal{M}_R^*} (\mathcal{R}_k(A, B) + (A \wedge B)\mathbf{1}).$$

For each  $R \in \tilde{\mathcal{R}}_k$ , there exists  $(A_i, B_i) \in \mathcal{E}^*$  such that

$$TkR = (A_1 \wedge B_k)\mathbf{1} + \sum_{i=1}^{k-1} (B_i \wedge A_{i+1})\mathbf{1}.$$

By (19),  $\sum_{i=1}^{k-1} (B_i \wedge A_{i+1})\mathbf{1} \in \text{dom} \mathcal{R}_k(A_1, B_k)$ , and hence  $R \in \frac{1}{Tk} \text{dom}(\mathcal{R}_k(A_1, B_k) + (A_1 \wedge B_k)\mathbf{1})$ .

Fix  $A \in \mathcal{M}_L^*, B \in \mathcal{M}_R^*$ . For  $R \in \mathcal{R}_k(A, B)$ , there exist  $A_2, \dots, A_k \in \mathcal{M}_L^*, B_1, \dots, B_{k-1} \in \mathcal{M}_R^*$  such that  $(A, B_1), (A_2, B_2), \dots, (A_{k-1}, B_{k-1}), (A_k, B) \in \mathcal{E}^*$  and  $R = \sum_{i=1}^{k-1} (B_i \wedge A_{i+1})\mathbf{1}$ . Hence,  $\frac{1}{Tk}(R + (A \wedge B)\mathbf{1}) = \frac{1}{Tk} \left( \sum_{i=1}^{k-1} (B_i \wedge A_{i+1})\mathbf{1} + (A \wedge B)\mathbf{1} \right) \in \tilde{\mathcal{R}}_k$ . ■

Algorithm 2 gives the pseudocode for calculating  $\mathcal{R}_k(A, B)$  incrementally, and hence  $\mathcal{R}_k$  can be calculated using the formula in Theorem 9. As  $\mathcal{R}_k = \mathcal{R}^{(\mathcal{M}_T, \mathcal{E}_T)}$  for all sufficiently large  $k$ , we can calculate  $\mathcal{R}_k$  incrementally until it does not increase. An upper bound on  $k$  is the largest cycle length in  $(\mathcal{M}_T, \mathcal{E}_T)$ , which is not larger than  $|\mathcal{M}_T|$ . We will demonstrate later that  $k$  can be much less than the largest cycle length in  $(\mathcal{M}_T, \mathcal{E}_T)$ .

---

**Algorithm 2** An incremental algorithm for calculating  $\mathcal{R}_k(A, B)$ .

---

```

1: function RATEREGION
2:   for each  $A \in \mathcal{M}_L^*$  and  $B \in \mathcal{M}_R^*$  do
3:      $\mathcal{R}_2(A, B) = \emptyset$ 
4:     for each  $B_1, A_2$  s.t.  $(A, B_1), (A_2, B) \in \mathcal{E}^*$  do
5:       if  $(B_1 \wedge A_2)\mathbf{1}$  is not dominated by any element in  $\mathcal{R}_2(A, B)$  then
6:         include  $(B_1 \wedge A_2)\mathbf{1}$  in  $\mathcal{R}_2(A, B)$ 
7:    $k = 2$ 
8:   for 1 do
9:     calculate  $\mathcal{R}_k$  and determine the continue condition
10:    if continue condition then
11:      set  $k$  as  $k + 1$ 
12:      call RAB( $k$ )
13:    else
14:      return
15: procedure RAB( $k$ ) ▷ procedure for calculating  $\mathcal{R}_k(A, B)$ 
16:   for each  $A \in \mathcal{M}_L^*$  and  $B \in \mathcal{M}_R^*$  do
17:      $\mathcal{R}_k(A, B) = \emptyset$ 
18:     for each  $B' \in \mathcal{M}_R^*$  and  $A'$  s.t.  $(A', B) \in \mathcal{E}^*$  do
19:       for each  $R \in \mathcal{R}_{k-1}(A, B')$  do
20:          $R' = R + (B' \wedge A')\mathbf{1}$ 
21:         if  $R'$  is not dominated by any element in  $\mathcal{R}_k(A, B)$  then
22:           include  $R'$  in  $\mathcal{R}_k(A, B)$ 

```

---

### C. Maximize a Weighted Sum of Rates

It is not always necessary to calculate the whole rate region. In a network utility maximization problem (see, e.g., [29]), a scheduling rate vector is desired to maximize a weighted sum, where the weights are all non-negative. We propose an algorithm to maximize a weight sum of rates that can benefit from the dominance property. Let  $U : \mathbb{R}^{|\mathcal{L}|} \rightarrow \mathbb{R}$  be a linear function with non-negative coefficients. By (16), we know that

$$\max_{R \in \mathcal{R}_1} U(R) = \max_{P \in \mathcal{E}^*} U(R_{\text{cl}(P)}).$$

For  $k \geq 2$ , we want to find a rate vector  $R \in \mathcal{R}_k$  that maximizes  $U(R)$ . The next theorem gives an incremental algorithm for this optimization problem.

**Theorem 10.** Let  $U : \mathbb{R}^{|\mathcal{L}|} \rightarrow \mathbb{R}$  be a linear function with non-negative linear combination coefficients. For  $k \geq 2$ ,

$$\max_{R \in \mathcal{R}_k} U(R) = \frac{1}{Tk} \max_{A \in \mathcal{M}_L^*, B \in \mathcal{M}_R^*} U_k(A, B) + U((A \wedge B)\mathbf{1}),$$

where

$$U_2(A, B) = \max\{U((B_1 \wedge A_2)\mathbf{1}) : (A, B_1), (A_2, B) \in \mathcal{E}^*\},$$

and for  $k \geq 3$ ,

$$U_k(A, B) = \max\{U_{k-1}(A, B') + U((B' \wedge A')\mathbf{1}) : (A', B) \in \mathcal{E}^*, B' \in \mathcal{M}_R^*\}.$$

*Proof:* As the linear combination coefficients in  $U$  are non-negative, by Theorem 9,

$$\begin{aligned} \max_{R \in \mathcal{R}_k} U(R) &= \frac{1}{Tk} \max_{R \in \bigcup_{A \in \mathcal{M}_L^*, B \in \mathcal{M}_R^*} (\mathcal{R}_k(A, B) + (A \wedge B)\mathbf{1})} U(R) \\ &= \frac{1}{Tk} \max_{A \in \mathcal{M}_L^*, B \in \mathcal{M}_R^*} \max_{R \in \mathcal{R}_k(A, B)} U(R) + U(A \wedge B)\mathbf{1}. \end{aligned}$$

We show that  $\max_{R \in \mathcal{R}_k(A, B)} U(R) = U_k(A, B)$  by induction. First, by the definition in (17),  $U_2(A, B) = \max_{R \in \mathcal{R}_2(A, B)} U(R)$ . For  $k > 2$ , assume that  $\max_{R \in \mathcal{R}_{k-1}(A, B)} U(R) = U_{k-1}(A, B)$ . By the definition in (18),

$$\begin{aligned} \max_{R \in \mathcal{R}_k(A, B)} U(R) &= \max_{B' \in \mathcal{M}_R^*} \max_{A' : (A', B) \in \mathcal{E}^*} \max_{R \in \mathcal{R}_{k-1}(A, B')} + U((B' \wedge A')\mathbf{1}) \\ &= \max_{B' \in \mathcal{M}_R^*} \max_{A' : (A', B) \in \mathcal{E}^*} U_{k-1}(A, B') + U((B' \wedge A')\mathbf{1}) \\ &= U_k(A, B). \end{aligned}$$

The prove is completed. ■

Algorithm 3 gives the pseudocode for calculating  $U_k^* \triangleq \max_{R \in \mathcal{R}_k} U(R)$  incrementally. In addition to calculating  $U_k^*$ , Algorithm 3 also gives  $C_k^* = (C_1, \dots, C_k)$ . According to the algorithm, there exists  $(A_1, B_1), \dots, (A_k, B_k) \in \mathcal{E}^*$  such that  $C_i = B_i \wedge A_{i+1}$  for  $i = 1, \dots, k-1$  and  $C_k = B_k \wedge A_1$ . Therefore,  $P = (A_1, C_1, \dots, C_{k-1}, B_k) \in \mathcal{H}_k$ . By construction, we know  $U(R_{\text{cl}(P)}) = U_k^*$ . Therefore, Algorithm 3 also give a closed path that achieves the optimal value  $U_k^*$ .

#### D. A Rate-Region-Dominating Subgraph

Algorithm 2 and 3 developed previously in this section are incremental in terms of the length  $k$  of the paths enumerated. Practically, we can run these algorithms incrementally in  $k$  until the region or the optimal value converges. An upper bound on the value of  $k$  such that  $\mathcal{R}_k = \mathcal{R}^{(\mathcal{M}_T, \mathcal{E}_T)}$  is the largest cycle length in  $(\mathcal{M}_T, \mathcal{E}_T)$ . Using the dominance property, we can derive a better bound on  $k$  using a subgraph of  $(\mathcal{M}_T, \mathcal{E}_T)$ . Let

$$\begin{aligned} \mathcal{V} &= \{B \wedge B' : B \in \mathcal{M}_R^*, B' \in \mathcal{M}_L^*\}, \\ \mathcal{F} &= \{(B_1 \wedge A_2, B_2 \wedge A_3) : (A_i, B_i) \in \mathcal{E}^*, i = 1, 2, 3\}. \end{aligned}$$

Then,  $(\mathcal{V}, \mathcal{F})$  forms a directed graph, and is a subgraph of  $(\mathcal{M}_T, \mathcal{E}_T)$ . In Table III, we evaluate the sizes of  $\mathcal{M}_T, \mathcal{E}_T, \mathcal{V}, \mathcal{F}$  for the line network  $\mathcal{N}_{L,2}^{\text{line}}$ . The following example illustrates a network with  $|\mathcal{M}_T|$  and  $|\mathcal{E}_T|$  of exponential functions of the number of links, while  $\mathcal{V}$  and  $\mathcal{F}$  have a constant size.

**Example 10** (Single collision network). Consider a network of  $L$  links with the link set  $\mathcal{L} = \{l_1, \dots, l_L\}$  and a binary collision model, where  $\mathcal{I}(l_1) = \{l_2\}$  and  $\mathcal{I}(l_i) = \emptyset$  for  $i > 1$ . The delay matrix  $D_{\mathcal{L}}$  has  $D_{\mathcal{L}}(l_1, l_2) = 1$ . We denote this network as  $\mathcal{N}_L^{1-c}$ , which has the character  $D^* = 1$ .



---

**Algorithm 3** An incremental algorithm for calculating  $R_k^U(A, B)$  and the optimal value of  $U(R)$ .

---

```

1: function OPTIMALRATE( $U$ )
2:   for each  $A \in \mathcal{M}_L^*$  and  $B \in \mathcal{M}_R^*$  do
3:      $U_2(A, B) = 0$ 
4:     for each  $B_1, A_2$  s.t.  $(A, B_1), (A_2, B) \in \mathcal{E}^*$  do
5:       if  $U((B_1 \wedge A_2)\mathbf{1}) > U_2(A, B)$  then
6:         set  $U_2(A, B)$  as  $U((B_1 \wedge A_2)\mathbf{1})$ 
7:         set  $C_2^U(A, B)$  as  $B_1 \wedge A_2$ 
8:    $k = 2$ 
9:   for 1 do
10:     $U_k^* = \text{USTAR}(U_k, C_k^U)$ 
11:    determine the continue condition
12:    if continue condition then
13:      set  $k$  as  $k + 1$ 
14:      call UAB( $k$ )
15:    else
16:      return
17: procedure USTAR( $U_k, C_k^U$ )
18:   set  $U^*$  as 0
19:   for each  $A \in \mathcal{M}_L^*$  and  $B \in \mathcal{M}_R^*$  do
20:      $R = \frac{1}{kT}(U_k(A, B) + U((A \wedge B)\mathbf{1}))$ 
21:     if  $R > U^*$  then
22:       Set  $U^*$  as  $R$ 
23:       Set  $C^*$  as  $(C_k^U(A, B), A \wedge B)$ .
24: procedure UAB( $k$ )
25:   for each  $A \in \mathcal{M}_L^*$  and  $B \in \mathcal{M}_R^*$  do
26:      $U_k(A, B) = 0$ 
27:     for each  $B' \in \mathcal{M}_R^*$  and  $A'$  s.t.  $(A', B) \in \mathcal{E}^*$  do
28:        $R = U_{k-1}(A, B') + U((B' \wedge A')\mathbf{1})$ 
29:       if  $R > U_k(A, B)$  then
30:         set  $U_k(A, B)$  as  $R$ 
31:         set  $C_k^U(A, B)$  as  $(C_{k-1}^U(A, B'), B' \wedge A')$ 

```

---

The scheduling graph  $(\mathcal{M}_1, \mathcal{E}_1)$  of this network has  $\mathcal{M}_1 = \{0, 1\}^L$ . For  $A, B \in \mathcal{M}_1$ ,  $(A, B) \in \mathcal{E}_1$  if  $A(l_1) = 0$  or  $A(l_1) = 1$  and  $B(l_2) = 0$ . Therefore,  $|\mathcal{M}_1| = 2^L$  and  $|\mathcal{E}_1| = 2^{2L-1} + 2^{2L-2}$ , increasing exponentially with  $L$ .

TABLE III  
EVALUATIONS OF SIZES OF  $(\mathcal{M}_T, \mathcal{E}_T)$  AND  $(\mathcal{V}, \mathcal{F})$  FOR THE LINE NETWORK WITH THE 2-HOP COLLISION MODEL  $\mathcal{N}_{L,2}^{\text{LINE}}$ .

$L$	4	5	6	7	8	9	10	11
$ \mathcal{M}_T $	9	15	25	40	64	104	169	273
$ \mathcal{E}_T $	49	121	304	676	1480	3481	8245	18769
$ \mathcal{V} $	9	9	16	30	49	72	100	156
$ \mathcal{F} $	49	49	120	324	800	1681	3074	6241

The reduced representation of  $(\mathcal{M}_1, \mathcal{E}_1)$  has

$$\mathcal{E}^* = \{(\mathbf{1}, \mathbf{v}_2), (\mathbf{v}_1, \mathbf{1})\},$$

where  $\mathbf{1}$  is the all-1 vector of  $L$  entries,  $\mathbf{v}_1$  and  $\mathbf{v}_2$  are obtained from  $\mathbf{1}$  by setting the first and second entry to 0, respectively. Further  $\mathcal{M}_L^* = \{\mathbf{v}_1, \mathbf{1}\}$  and  $\mathcal{M}_R^* = \{\mathbf{v}_2, \mathbf{1}\}$ .

Let's calculate  $(\mathcal{V}, \mathcal{F})$  for the single collision network  $\mathcal{N}_L^{1-c}$ . First,  $\mathcal{V} = \{\mathbf{1}, \mathbf{v}_1, \mathbf{v}_2, \mathbf{v}_1 \wedge \mathbf{v}_2\}$ . Then,  $\mathcal{F} = \{(\mathbf{v}_1, \mathbf{v}_1), (\mathbf{v}_1, \mathbf{1}), (\mathbf{1}, \mathbf{v}_1 \wedge \mathbf{v}_2), (\mathbf{1}, \mathbf{v}_2), (\mathbf{v}_1 \wedge \mathbf{v}_2, \mathbf{v}_1), (\mathbf{v}_1 \wedge \mathbf{v}_2, \mathbf{1}), (\mathbf{v}_2, \mathbf{v}_1 \wedge \mathbf{v}_2), (\mathbf{v}_2, \mathbf{v}_2)\}$ . We see that though the size of the scheduling graph  $(\mathcal{M}_1, \mathcal{E}_1)$  of  $\mathcal{N}_L^{1-c}$  is exponential in  $L$ ,  $(\mathcal{V}, \mathcal{F})$  has a constant size.

We show that the largest cycle length in  $(\mathcal{V}, \mathcal{F})$  give a sufficient value of  $k$  such that  $\mathcal{R}_k = \mathcal{R}^{(\mathcal{M}_T, \mathcal{E}_T)}$ . A cycle in  $(\mathcal{V}, \mathcal{F})$  is also a cycle in  $(\mathcal{M}_T, \mathcal{E}_T)$ , but it is not necessary that a cycle in  $(\mathcal{M}_T, \mathcal{E}_T)$  is dominated by a cycle in  $(\mathcal{V}, \mathcal{F})$ . The next theorem shows that it is possible to characterize the scheduling rate region using cycles in  $(\mathcal{V}, \mathcal{F})$ .

**Theorem 11.** *For a scheduling graph  $(\mathcal{M}_T, \mathcal{E}_T)$ , for  $k \geq 1$ ,*

$$\mathcal{R}_k = \text{dom conv}\{R_C : C \text{ is a length-}i \text{ cycle in } (\mathcal{V}, \mathcal{F}), i \leq k\}.$$

Therefore,  $\mathcal{R}_k = \mathcal{R}^{(\mathcal{M}_T, \mathcal{E}_T)}$  when  $k$  is the largest cycle length in  $(\mathcal{V}, \mathcal{F})$ .

*Proof:* To simplify the notation, let

$$\mathcal{A}_k = \text{dom conv}\{R_C : C \text{ is a length-}i \text{ cycle in } (\mathcal{V}, \mathcal{F}), i \leq k\}.$$

Consider a length- $k$  cycle  $V = (V_0, V_1, \dots, V_{k-1}, V_k = V_0)$  of  $(\mathcal{V}, \mathcal{F})$ . There exist  $(A_i, B_i) \in \mathcal{E}^*$  such that  $(A_i, B_i) \succ (V_{i-1}, V_i)$  for  $i = 1, \dots, k$ . As  $P \triangleq (A_1, B_1 \wedge A_2, \dots, B_{k-1} \wedge A_k, B_k) \succ V$  and  $P \in \mathcal{H}_k$ , we have  $R_V \preceq R_{\text{cl}(P)} \in \mathcal{R}_k$ , where the inclusion follows from Lemma 10. Hence  $\mathcal{A}_k \subset \mathcal{R}_k$ .

We prove by induction that  $\mathcal{R}_k \subset \mathcal{A}_k$ . First,  $\mathcal{R}_1 \subset \mathcal{A}_1$  as  $\mathcal{E}^* \subset \mathcal{F}$ . For  $k \geq 2$ , assume that  $\mathcal{R}_{k-1} \subset \mathcal{A}_{k-1}$ . For each  $P \in \mathcal{H}_k$ ,  $\text{cl}(P)$  is a closed path in  $(\mathcal{V}, \mathcal{F})$ . If  $\text{cl}(P)$  is a cycle, then  $R_{\text{cl}(P)} \in \mathcal{A}_k$  by the definition of  $\mathcal{H}_k$  and  $\mathcal{F}$ . If  $\text{cl}(P)$  is not a cycle, then it can be decomposed into multiple cycles of length strictly less than  $k$ . Then  $R_{\text{cl}(P)} \in \mathcal{R}_{k-1} \subset \mathcal{A}_{k-1} \subset \mathcal{A}_k$  by induction. Hence for both cases,  $R_{\text{cl}(P)} \in \mathcal{A}_k$ . Then by Lemma 10,  $\mathcal{R}_k \subset \mathcal{A}_k$ . ■

The graph  $(\mathcal{V}, \mathcal{F})$  is called the *reduced scheduling graph*. It is possible to use a backtracking algorithm (e.g., Johnson's algorithm [30]) to enumerate cycles in  $(\mathcal{V}, \mathcal{F})$ , and hence to calculate the rate region or to maximize a

TABLE IV

COMPARISON OF ALGORITHMS FOR CALCULATING THE RATE REGION OF  $\mathcal{N}_{L,2}^{\text{LINE}}$ . THESE ALGORITHMS ARE IMPLEMENTED IN PYTHON, AND EXECUTED ON LAPTOP COMPUTER WITH I7-8550U CPU AND PYTHON 3.7. THE TIME WE GIVE IN THE TABLE DOES NOT INCLUDE THE CALCULATION OF THE SCHEDULING GRAPHS.

	$\mathcal{N}_{4,2}^{\text{line}}$	$\mathcal{N}_{5,2}^{\text{line}}$	$\mathcal{N}_{6,2}^{\text{line}}$	$\mathcal{N}_{7,2}^{\text{line}}$	$\mathcal{N}_{8,2}^{\text{line}}$	$\mathcal{N}_{9,2}^{\text{line}}$	$\mathcal{N}_{10,2}^{\text{line}}$	$\mathcal{N}_{11,2}^{\text{line}}$
Johnson's algorithm on $(\mathcal{M}_T, \mathcal{E}_T)$	0.361s	124.505s	-	-	-	-	-	-
Johnson's algorithm on $(\mathcal{V}, \mathcal{F})$	0.361s	0.361s	240.260s	-	-	-	-	-
Algorithm 2	0.002s	0.002s	0.010s	0.112s	0.558s	1.550s	4.906s	16.993s

weighted sum of the rates. But in general, this approach is not as efficient as Algorithm 2 and 3 designed based on  $(\mathcal{M}_L^*, \mathcal{E}^*, \mathcal{M}_R^*)$ , where  $\mathcal{M}_L^* \cup \mathcal{M}_R^* \subset \mathcal{V}$  and  $\mathcal{E}^* F$ . In Table IV, we compare the execution time of evaluating the rate region of  $\mathcal{N}_{L,2}^{\text{line}}$  using three approaches: Johnson's algorithm on  $(\mathcal{M}_T, \mathcal{E}_T)$ , Johnson's algorithm on  $(\mathcal{V}, \mathcal{F})$ , and Algorithm 2. We see that Algorithm 2 is much faster than Johnson's algorithm on  $(\mathcal{M}_T, \mathcal{E}_T)$  and  $(\mathcal{V}, \mathcal{F})$ .

## VI. CONCLUDING REMARKS

In general, a wireless network with discrete signal propagation delays can be modeled as a hypergraph together with a delay matrix of integer entries. A collision-free schedule is equivalent to an independent set of the periodic hypergraph induced by the network model. Three techniques are studied in this paper to provide an exact and efficient approach for the scheduling problem. First, the isomorphism and connectivity properties of the periodic hypergraph can be applied first to simplified the network, towards one with a smaller character  $D^*$ .

Second, the periodic property of the scheduling graph is captured by a sequence of scheduling graphs  $(\mathcal{M}_T, \mathcal{E}_{T,Q})$  of a finite size, where  $1 \leq Q \leq T$ . The scheduling problem can be completely solved using paths/cycles of  $(\mathcal{M}_T, \mathcal{E}_{T,Q})$ , where  $T$  is lower bounded by either  $D^*$  or  $2D^*$  depending on the collision model. The periodic property also enables a recursive algorithm (Algorithm 1) for calculating  $(\mathcal{M}_T, \mathcal{E}_{T,T})$  from  $(\mathcal{M}_T, \mathcal{E}_{T,1})$ , which is more efficient than using a maximal independent set algorithm directly.

Third, an intrinsic dominance property of the scheduling problem is studied for the non-overlapping schedule graph  $(\mathcal{M}_T, \mathcal{E}_{T,T})$  to further simplify the scheduling problem. A subgraph of  $(\mathcal{M}_T, \mathcal{E}_{T,T})$  is obtained to characterize the scheduling rate region, which can, for some cases, reduce the graph size exponentially. Based on the simplified characterization, incremental algorithms are designed for calculating the scheduling rate region (Algorithm 2) and maximizing a weighted sum of the scheduling rates (Algorithm 3), respectively, both of which can be much more efficient than applying the existing algorithms on the scheduling graphs directly.

Due to their overlapping structure, the dominance property studied for the non-overlapping scheduling graph cannot be directly extended to the scheduling graphs  $(\mathcal{M}_T, \mathcal{E}_{T,Q})$ ,  $Q < T$ . The dominance property can be possessed by a general graph of a special partial order is defined on the vertex set. Let  $(\mathcal{V}, \mathcal{E})$  be a graph, where  $\mathcal{V}$  is the vertex set and  $\mathcal{E}$  is the edge set. Suppose a partial order  $\succsim$  is defined on  $\mathcal{V}$  such that the following conditions are satisfied:

- 1) For any  $a, b \in \mathcal{V}$ , the set  $\{c \in \mathcal{V} : a \succ c, b \succ c\}$  is non-empty and has a unique maximal element, which is denoted as  $a \wedge b$ ;
- 2) The partial order  $\succ$  can be extended to  $\mathcal{V}^k$  component-wisely for  $k \geq 2$ ; and
- 3) For  $(a, b) \in \mathcal{E}$ , any  $(a', b') \in \mathcal{V}^2$  such that  $(a, b) \succ (a', b')$  is in  $\mathcal{E}$ .

With this partial order, we can check that Lemma 8 can be extended to paths on  $(\mathcal{V}, \mathcal{E})$ , and the reduced representations can be defined. For scheduling graphs, the partial order we defined for the non-overlapping scheduling graph cannot be applied to overlapping scheduling graphs.

The approaches derived in this paper can be applied in the utility maximization framework for wireless networks, so that the network scheduling with delays can be jointly studied with other mechanisms such as routing and congestion control. Another direction of further study is to consider special network topologies that of practical or theoretical interest, for example, line/grid networks and cellular networks.

## APPENDIX PHYSICAL NETWORK MODEL

We introduce a physical model of wireless networks in [23], and discuss how to apply the results for our network model to the physical model. We denote this physical network model as  $\mathcal{N}^{\text{phy}}$ , which has the  $N$  nodes that share the same communication channel of bandwidth  $W$ . Denote by  $P_i$  the transmitting power of node  $i$ , and by  $h_{ij}$  the channel gain the node  $i$  to the node  $j$ , where  $1 \leq i \neq j \leq N$ . So when the node  $i$  transmits, the node  $j$  can receive the signal power  $h_{ij}P_i$ . Denote  $R_{ij}^{\text{code}}$  the coding rate from the node  $i$  to the node  $j$ , where  $1 \leq i \neq j \leq N$ . Here we assume  $h_{ij}$ ,  $R_{ij}^{\text{code}}$  and  $P_i$  do not change over time.

Based on the physical model  $\mathcal{N}^{\text{phy}}$ , we can derive a network model  $\mathcal{N}$  in Sec. II-A. The link set  $\mathcal{L} = \{l_{ij} \triangleq (i, j) : R_{ij}^{\text{code}} > 0\}$ . For any  $l_{ij} \in \mathcal{L}$ ,  $\theta \subset \mathcal{L}$  is in the collision set  $\mathcal{I}(l_{ij})$  if

$$\frac{1}{2} \log(1 + \text{SINR}) \leq R_{ij}^{\text{code}},$$

where the signal-to-interference-and-noise ratio  $\text{SINR} = \frac{h_{ij}P_i}{\sum_{l \in \theta} h_{sl}P_s + N_0W}$ , and  $N_0$  is the power spectral density of the white noise process.  $\mathcal{N}^{\text{phy}}$  and  $\mathcal{N}$  share the same delay matrix.

If a collision-free schedule  $S$  of  $\mathcal{N}$  is applied to  $\mathcal{N}^{\text{phy}}$ , for each link  $(i, j) \in \mathcal{L}$ , rate  $R_{ij}^{\text{code}}$  can be achieved for any active timeslot. Hence, we obtain an achievable rate vector  $(R_{ij}, 1 \leq i \neq j \leq N)$  for  $\mathcal{N}^{\text{phy}}$ , where

$$R_{ij} = \begin{cases} R_{ij}^{\text{code}} R_S^{\mathcal{N}}(l_{ij}), & l_{ij} \in \mathcal{L}, \\ 0, & \text{otherwise.} \end{cases}$$

Therefore, the rate region of  $\mathcal{N}$  induces an achievable rate region of  $\mathcal{N}^{\text{phy}}$ .

## REFERENCES

- [1] J. Ma, Y. Liu, and S. Yang, "Rate region of scheduling a wireless network with discrete propagation delays," in *IEEE INFOCOM 2021 - IEEE Conference on Computer Communications*, 2021, pp. 1–10.
- [2] J. G. Proakis, "Intersymbol interference in digital communication systems," *Wiley Encyclopedia of Telecommunications*, 2003.
- [3] C.-C. Hsu, K.-F. Lai, C.-F. Chou, and K.-J. Lin, "ST-MAC: Spatial-temporal MAC scheduling for underwater sensor networks," in *Proc. IEEE INFOCOM 2009*, Rio de Janeiro, Brazil, Apr 2009, pp. 1827–1835.

- [4] Y. Guan, C.-C. Shen, and J. Yackoski, "MAC scheduling for high throughput underwater acoustic networks," in *Proc. IEEE WCNC 2011*, Cancún, Mexico, Mar 2011, pp. 197–202.
- [5] L. H. Grokop, N. David, and R. D. Yates, "Interference alignment for line-of-sight channels," *IEEE Transactions on Information Theory*, vol. 57, no. 9, pp. 5820–5839, 2011.
- [6] M. Chitre, M. Motani, and S. Shahabudeen, "Throughput of networks with large propagation delays," *IEEE J. Ocean. Eng.*, vol. 37, no. 4, pp. 645–658, Jul 2012.
- [7] P. Anjani and M. Chitre, "Unslotted transmission schedules for practical underwater acoustic multihop grid networks with large propagation delays," in *Proc. IEEE UComms 2016*, Lercici, Italy, Aug 2016, pp. 1–5.
- [8] W. Bai, M. Motani, and H. Wang, "On the throughput of linear unicast underwater networks," in *Proc. IEEE GLOBECOM 2017*, Singapore, Dec 2017, pp. 1–6.
- [9] J. Ma and S. Yang, "A hybrid physical-layer network coding approach for bidirectional underwater acoustic networks," in *Proc. MTS/IEEE OCEANS'19*, Marseille, France, Jun 2019, pp. 1–8.
- [10] B. Hajek and G. Sasaki, "Link scheduling in polynomial time," *IEEE Trans. Inf. Theory*, vol. 34, no. 5, pp. 910–917, Sept 1988.
- [11] A. Ephremides and T. V. Truong, "Scheduling broadcasts in multihop radio networks," *IEEE Trans. Commun.*, vol. 38, no. 4, pp. 456–460, April 1990.
- [12] L. Tassiulas and A. Ephremides, "Stability properties of constrained queueing systems and scheduling policies for maximum throughput in multihop radio networks," *IEEE Trans. Autom. Control*, vol. 37, no. 12, pp. 1936–1948, Dec 1992.
- [13] S. N. Le, Y. Zhu, Z. Peng, J.-H. Cui, and Z. Jiang, "PMAC: a real-world case study of underwater MAC," in *Proc. ACM WUWNet'13*, Kaohsiung, Taiwan, Nov 2013, pp. 1–8.
- [14] Y. Fan, Y. Liu, and S. Yang, "Continuity of link scheduling rate region for wireless networks with propagation delays," in *2022 IEEE International Symposium on Information Theory (ISIT)*. IEEE, 2022.
- [15] H. Zeng, Y. T. Hou, Y. Shi, W. Lou, S. Kompella, and S. F. Midkiff, "SHARK-IA: An interference alignment algorithm for multi-hop underwater acoustic networks with large propagation delays," in *Proceedings of the international conference on underwater networks & systems*, 2014, pp. 1–8.
- [16] N. Zhao, N. Yao, and Z. Gao, "A message transmission scheduling algorithm based on time-domain interference alignment in UWANs," *Peer-to-Peer Networking and Applications*, vol. 14, no. 3, pp. 1058–1070, 2021.
- [17] L. Wan, H. Zhou, X. Xu, Y. Huang, S. Zhou, Z. Shi, and J.-H. Cui, "Adaptive modulation and coding for underwater acoustic ofdm," *IEEE Journal of Oceanic Engineering*, vol. 40, no. 2, pp. 327–336, 2015.
- [18] J. F. O'Hara, S. Ekin, W. Choi, and I. Song, "A perspective on terahertz next-generation wireless communications," *Technologies*, vol. 7, no. 2, p. 43, 2019.
- [19] G. Sharma, R. R. Mazumdar, and N. B. Shroff, "On the complexity of scheduling in wireless networks," in *Proc. ACM MobiCom'06*, Sep 2006, pp. 227–238.
- [20] N. Bansal and S. Khot, "Inapproximability of hypergraph vertex cover and applications to scheduling problems," in *International Colloquium on Automata, Languages, and Programming*. Springer, 2010, pp. 250–261.
- [21] Q. Li and R. Negi, "Maximal scheduling in wireless ad hoc networks with hypergraph interference models," *IEEE Transactions on Vehicular Technology*, vol. 61, no. 1, pp. 297–310, 2011.
- [22] A. Ganesan, "On some distributed scheduling algorithms for wireless networks with hypergraph interference models," *IEEE Transactions on Information Theory*, vol. 67, no. 5, pp. 2952–2957, 2021.
- [23] D. Tse and P. Viswanath, *Fundamentals of wireless communication*. Cambridge university press, 2005.
- [24] J. B. Orlin, "Some problems on dynamic/periodic graphs," in *Progress in Combinatorial Optimization*. W. R. Pulleyblank, Ed. Orlando, FL: Academic Press, Jan 1984, pp. 273–293.
- [25] I. L. Beckenbach, "Matchings and flows in hypergraphs," Ph.D. dissertation, 2019.
- [26] P. Gleiss, J. Leydold, and P. Stadler, "Circuit bases of strongly connected digraphs," *Discussiones Mathematicae Graph Theory*, vol. 2, no. 23, pp. 241–260, Oct 2003.
- [27] C. Bron and J. Kerbosch, "Algorithm 457: finding all cliques of an undirected graph," *Commun. ACM*, vol. 16, no. 9, pp. 575–577, Sept 1973.
- [28] E. Dahlhaus, M. Karpinski, and P. Kelsen, "An efficient parallel algorithm for computing a maximal independent set in a hypergraph of dimension 3," *Information Processing Letters*, vol. 42, no. 6, pp. 309–313, 1992.

- [29] X. Lin, N. B. Shroff, and R. Srikant, "A tutorial on cross-layer optimization in wireless networks," *J. Sel. Areas Commun.*, vol. 24, no. 8, pp. 1452–1463, Jul 2006.
- [30] D. B. Johnson, "Finding all the elementary circuits of a directed graph," *SIAM Journal on Computing*, vol. 4, no. 1, pp. 77–84, Mar 1975.