

SELF CF: A Simple Framework for Self-supervised Collaborative Filtering

Xin Zhou, Aixin Sun, Yong Liu, Jie Zhang, and Chunyan Miao

Abstract—Collaborative filtering (CF) is widely used to learn an informative latent representation of a user or item from observed interactions. Existing CF-based methods commonly adopt negative sampling to discriminate different items. That is, observed user-item pairs are treated as positive instances; unobserved pairs are considered as negative instances and are sampled under a defined distribution for training. Training with negative sampling on large datasets is computationally expensive. Further, negative items should be carefully sampled under the defined distribution, in order to avoid selecting an observed positive item in the training dataset. Unavoidably, some negative items sampled from the training dataset could be positive in the test set. Recently, self-supervised learning (SSL) has emerged as a powerful tool to learn a model without negative samples. In this paper, we propose a self-supervised collaborative filtering framework (SELF CF), that is specially designed for recommender scenario with implicit feedback. The proposed SELF CF framework simplifies the Siamese networks and can be easily applied to existing deep-learning based CF models, which we refer to as backbone networks. The main idea of SELF CF is to augment the output embeddings generated by backbone networks, because it is infeasible to augment raw input of user/item ids. We propose and study three output perturbation techniques that can be applied to different types of backbone networks including both traditional CF models and graph-based models. The framework enables learning informative representations of users and items without negative samples, and is agnostic to the encapsulated backbones. By encapsulating two popular recommendation models into the framework, our experiments on three datasets show that the best performance of our framework is comparable or better than the supervised counterpart. We also show that SELF CF can boost up the performance by up to 8.93% on average, compared with another self-supervised framework as the baseline. Source codes are available at: <https://github.com/enoch/SelfCF>.

Index Terms—Collaborative Filtering, Self-supervised Learning, Recommender Systems, Siamese Networks.



1 INTRODUCTION

RECOMMENDER systems aim to provide users with personalized products or services. They can help handle the increasing online information overload problem and improve customer relationship management. Collaborative Filtering (CF) is a canonical recommendation technique, which predicts interests of a user by aggregating information from similar users or items. In detail, existing CF-based methods [1], [2], [3], [4] learn latent representations of users and items, by first factorizing the observed interaction matrix, then predicting the potential interests of user-item pairs based on the dot-product of learned embeddings. However, existing CF models rely heavily on negative sampling techniques to discriminate against different items, because negative samples are not naturally available.

Nevertheless, the negative sampling techniques suffer from the following limitations. Firstly, they introduce additional computation and memory costs. In existing CF-based methods, the negative sampling algorithm should be carefully designed in order to not select the observed positive user-item pairs. Specifically, to sample one negative user-item pair for a specific user, the algorithm is required to check its conflicts with all the observed positive items interacted by this user. As a result, much computation is needed for users who have a large number of interactions.

Secondly, even if non-conflicted negative samples are selected for a user, the samples may fall into the future positive items of the user. The reason is that the unobserved user-item pairs can be either true negative instances (*i.e.*, the user is not interested in interacting with these items) or missing values (*e.g.*, positive pairs in the test set) [5], [6]. Although another line of work [7], [8], [9] have get rid of negative sampling and take the full unobserved interactions as negative samples, they may still treat a future positive sample as negative.

Self-supervised learning (SSL) models [10], [11], [12], that are proposed recently, provide us a possible solution to tackle the aforementioned limitations. SSL enables training a model by iteratively updating network parameters without using negative samples. Thus, it presents a way to scale recommender systems into big data scenarios. Research in various domains ranging from Computer Vision (CV) to Natural Language Processing (NLP), has shown that SSL is possible to achieve competitive or even better results than supervised learning [10], [12], [13]. The underlying idea is to maximize the similarity of representations obtained from different *distorted versions* of a sample using a variant of Siamese networks [14]. Siamese networks usually include two symmetric networks (*i.e.*, online network and target network) for inputs comparing. The problem with only positive sampling in model training is that, the Siamese networks collapse to a trivial constant solution [11]. Thus, in recent work, BYOL [10] and SIMSIAM [11] introduce asymmetry to the network architecture by adding parameter update technique. Specifically, in the network architecture,

- X. Zhou, A. Sun, Y. Liu, J. Zhang and C. Miao are with the School of Computer Science and Engineering, Nanyang Technological University, Singapore. E-mail: {xin.zhou, axsun, stephenliu, zhangj, AS-CYMiao}@ntu.edu.sg

Manuscript received April 19, 2005; revised August 26, 2015.

an additional “predictor” network is stacked onto the online encoder. For parameter update, a special “stop gradient” operation is highlighted to prevent solution collapsing. The difference between BYOL and SIMSIAM is that SIMSIAM does not need an additional momentum encoder, and its target network shares parameters with the online network. We will illustrate the architectures in detail (see Fig. 1) in the related work section.

To the best of our knowledge, BUIR [6] is the only framework for CF to learn user and item latent representations without negative samples. BUIR is derived from BYOL [10]. Similar to BYOL, BUIR employs two distinct encoder networks (*i.e.*, online and target networks) to address the recurring of trivial constant solutions in SSL. In BUIR, the parameters of the online network are optimized towards that of the target network. At the same time, parameters of the target network are updated based on momentum-based moving average [10], [15], [16] to slowly approximate the online network [6]. As BUIR is built upon BYOL, which stems from vision domain, its architecture is redundant and difficult to fuse information from high-order neighbors for efficient recommendation, because of the design of the momentum-based parameter updating. The SIMSIAM network is originally proposed in vision domain as well. The input is an image, and techniques for data augmentation on images are relatively mature [17], such as random cropping, resizing, horizontal flipping, color jittering, converting to grayscale, Gaussian blurring, and solarization. As for a pair of user id and item id that is observed in implicit feedback, there is no standard solution on how to distort it while keep its representation invariant.

In this paper, we propose a self-supervised collaborative filtering framework, which performs posterior perturbation on user and item output embeddings, to obtain a contrastive pair. On architecture design, our framework uses only one encoder that is shared by the online network and the target network. This design makes our framework fundamentally different from that of SIMSIAM and BYOL. In addition, we do not rely on a momentum encoder to update the target network. Instead, we use three posterior embedding perturbation techniques (that are analogous to input data augmentation of an image) to generate different but invariant views from the two networks. An additional benefit of posterior embedding perturbation is that the framework can take the internal implementation of the encapsulated backbones as black-box. Conversely, BUIR adds momentum-based parameter updating to the backbones in order to generate different views. Our experiments on three real-world datasets validate that the proposed SSL framework is able to learn informative representation solely based on positive user-item pairs. In our experiments, we encapsulate two popular CF-based models into the framework, and the results on Top- K item recommendation are competitive or even better than their supervised counterparts.

We summarize our contributions as follows:

- We propose a novel framework, SELF-CF, that learns latent representations of users/items solely based on positively observed interactions. The framework uses posterior output perturbation to generate different augmented views of the same user/item embeddings for contrastive learning.

- We design three output perturbation techniques: historical embedding, embedding dropout, and edge pruning to distort the output of the backbone. The techniques are applicable to all existing CF-based models as long as their outputs are embedding-like.
- We investigate the underlying mechanisms of the framework by performing ablation study on each component. We find the presentations of user/item can be learnt even without the “stop gradient” operator, which shows different behaviors from previous SSL frameworks (*e.g.*, BYOL [10] and SIMSIAM [11]).
- Finally, we conduct experiments on three public datasets by encapsulating two popular backbones. Results show SELF-CF is competitive or better than their supervised counterpart and outperforms existing SSL framework by up to 8.93% on average.

2 RELATED WORK

In this section, we first review the CF technique, then summarize the current progress of SSL.

2.1 Collaborative Filtering

To tackle information overload and information asymmetry problems in e-commerce platforms, recommender systems are proposed to provide personalized item recommendations. CF is a typical and prevalent technique adopted in modern recommender systems [18]. The core concept is that similar users tend to have similar tastes on items. To tackle the data sparsity and scalability of CF, more advanced method, Matrix Factorization (MF), decomposes the original sparse matrix to low-dimensional matrices with latent factors/features and less sparsity. To learn informative and compressed latent features, deep learning based models are further proposed for recommendation [3], [19], [20].

With the emerge of graph convolutional networks (GCNs), which generalize convolutional neural networks (CNNs) on graph-structured data, GCN-based CF is widely researched recently [18], [21], [22]. The user-item interaction matrix naturally can be treated as a bipartite graph. GCN-based CF takes advantage of fusing both high-order information and the inherent graph structure. GCNs are used to propagate information using the normalized adjacency matrix and aggregate information from neighbors via the nonlinear activation and linear transformation layers. He *et al.* [4] simplified the GCNs architecture by removing the feature transformation as well as nonlinear activation layers as they impose negative effect on recommendation performance. In [23], the authors added a residual preference learning on GCN and obtained better recommendation performance.

2.2 Self-supervised Learning

SSL has achieved competitive results on various tasks in vision and natural language processing domains. We review two lines of work on SSL.

Contrastive learning. Contrastive approaches learn representations by attracting the positive sample pairs and repulsing the negative sample pairs [14]. A line of work [13],

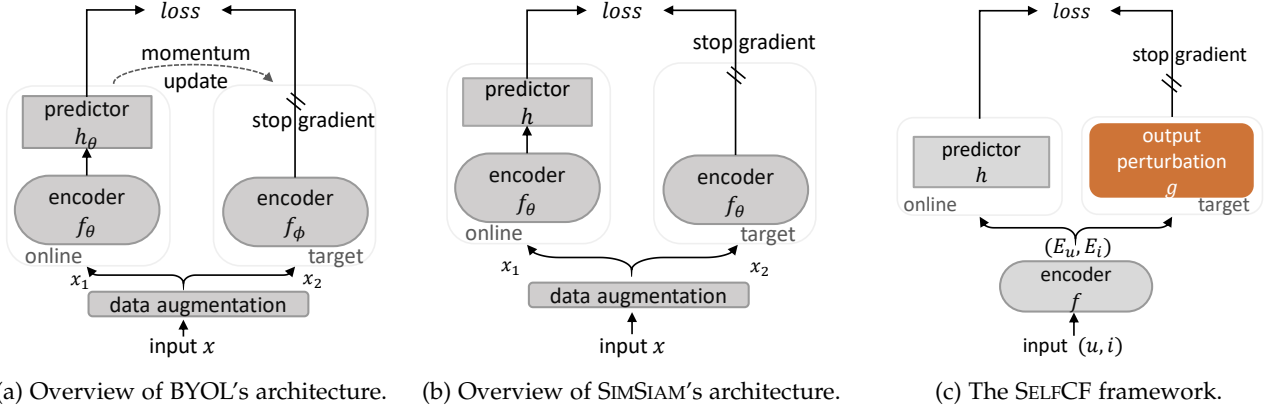


Fig. 1: Comparison of Siamese network architectures. BYOL’s an SIMSIAM’s input x is an image. The input to SELF CF is the interaction pairs of users (u) and items (i).

[16], [24], [25], [26], [27] are developed based on this concept. These work benefit from a large number of negative samples, which require a memory bank [25] or a queue [16] to store negative samples. In [28], the authors integrate supplemental signal into supervised baselines for contrastive learning, and show that it performs better than their baselines.

Siamese networks. Siamese networks [29] are general models for comparing entities. BYOL [10] and SIMSIAM [11] are two specializations of the Siamese network that achieve remarkable results by only using positive samples. BYOL proposed two coupled networks (*i.e.*, online and target networks) that are optimized and updated iteratively. In detail, the online network is optimized towards the target network, while the target network is updated with a moving average of the online network to avoid collapse. On the contrary, SIMSIAM verified that a “stop gradient” operator is crucial in preventing collapse. We summarize the architectures of Siamese networks in Fig. 1. For BYOL, the parameter θ of f_θ is different from the parameter ϕ of f_ϕ , as shown in Fig. 1a. In SIMSIAM, the encoder of online and target networks share the same weights. Furthermore, BYOL requires an additional momentum encoder to update the parameters of the target network based on the optimized online network. Compared with SIMSIAM, the dash line between the online and target encoders in Fig. 1a can be omitted, resulting in Fig. 1b.

Derived from BYOL, the recently proposed self-supervised framework, BUIR, learns the representation of users and items solely on positive interactions. It introduces different views by differentiating parameters of online and target networks. However, the framework modifies the underlying logic of the encapsulated graph-based CF models for the sake of introducing contrastive user-item pairs. In our solution, we choose to augment the output of encoder f to generate two different but related embeddings for representation learning. For comparison, we present our proposed framework specialized for CF, SELF CF, in Fig. 1c. The framework shares the same encoder between online and target networks, thus reduces the unnecessary memory and computational resources for storing and executing an additional encoder of the target network. We elaborate our

framework in the following section.

3 THE SELF CF FRAMEWORK

Our framework (shown in Fig. 1c) partially inherits the Siamese network architecture of SIMSIAM, as shown in Fig. 1. In our framework, SELF CF, the goal is to learn informative representations of users and items based on positive user-item interactions only. The latent embeddings of users and items are learnt from the online network. Analogous to convolutions [30], which is a successful inductive bias via weight-sharing for modeling translation-invariance, the weight-sharing Siamese networks can model invariance with regard to more complicated transformations (*e.g.*, data augmentations) [11]. The online and target networks in SELF CF use a same copy of the parameters as well as the backbone for modeling representation invariance. In addition, we drop the momentum encoder as used in BYOL and BUIR. As a result, with the same input, the online and target networks will generate the same output which makes the loss totally vanished. We will discuss how to tackle this issue in the following section.

When considering data augmentations of input in CF, it is not a trivial task to distort the positive samples. In vision domain, where SSL is popularly applied, images can be easily distorted under a wide range of transformations. However, positive user-item pairs are difficult to be distorted while preserving their representation invariance. We use the following embedding perturbation techniques to achieve the same effect. For reasons of clarity, we denote bold value \mathbf{E} as the embedding matrix of users and items within a batch, and differentiate the embedding matrix of users with \mathbf{E}_u , vice visa. The value e in lowercase denotes the embedding of a user or item, specified as e_u or e_i .

3.1 Data Augmentation via Output Perturbation

In vision, researchers use image transformations to augment input data and generate two different but relative reviews. Instead, our framework augments the output embeddings of users and items to generate two contrastive reviews. We propose three methods to introduce embedding perturbation in our framework, shown in Fig. 2. The historical

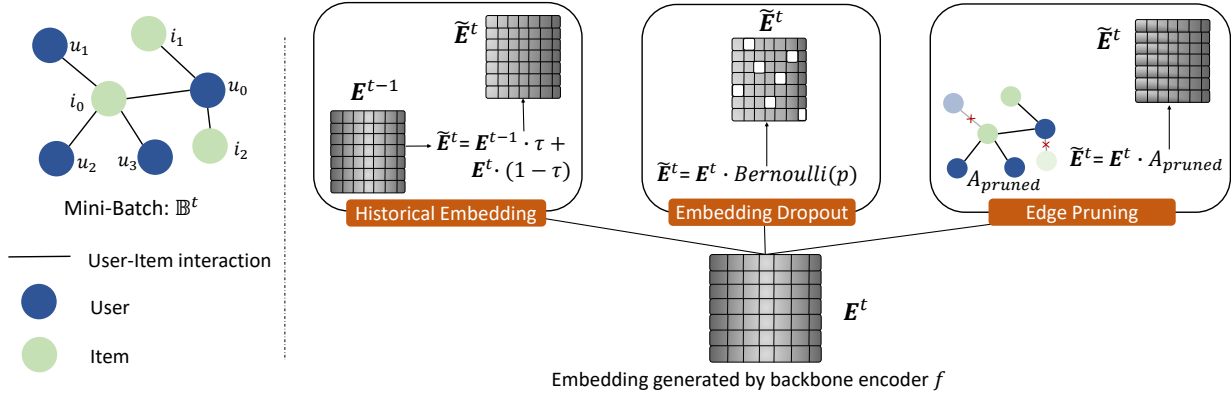


Fig. 2: Illustration of output perturbation performed on a mini-batch. The perturbed embedding is denoted as $\tilde{\mathbf{E}}$.

embedding and embedding dropout are general techniques for output augmentation in our framework, while the edge pruning is specially designed for graph-based CF models.

Historical embedding. First, we introduce embedding perturbation by utilizing historical embeddings [31], [32] from prior training iterations. Specifically, we use a momentum update to generate the contrastive embeddings in the target network. Suppose \mathbf{E}^t is the embeddings generated by a backbone encoder f in a mini-batch \mathbb{B}^t . The perturbed embeddings $\tilde{\mathbf{E}}^t$ is calculated by combining of the output embeddings \mathbf{E}^t with the historical embedding \mathbf{E}^{t-1} :

$$\tilde{\mathbf{E}}^t = \mathbf{E}^{t-1}\tau + \mathbf{E}^t(1 - \tau) \quad (1)$$

where τ is a parameter controls the proportion of information preserved from a prior iteration.

Embedding dropout. Second, we apply the embedding dropout scheme to perturb the embeddings of users and items from the target network. In classical CF models, the parameters are not modified until the loss is backpropagated. With the same input, to avoid null loss resulted from these models, our framework adopts embedding dropout on the resulted users' and items' vectors, which is analogous to node dropout [33]. In this way, the framework is able to generate two different but related views on the output, which are then feed into the loss function for optimization. The resulted embeddings under a dropout ratio p is calculated as:

$$\tilde{\mathbf{E}}^t = \mathbf{E}^t \cdot \text{Bernoulli}(p) \quad (2)$$

Edge pruning. As for graph-based CF models, the edge pruning method used in [34], [35] provides an alternative way to augment the output embeddings. With the user-item bipartite graph, we randomly prune a certain proportion of edges from the graph in each batch. The output embeddings are updated by aggregating the embeddings of neighbors. With the same positive user-item pair, the output is distorted with different adjacency matrix (neighbors). Let A_{pruned} be the pruned adjacency matrix, then the resulted embeddings with edge pruning denote as:

$$\tilde{\mathbf{E}}^t = \mathbf{E}^t \cdot A_{pruned} \quad (3)$$

Note that, in implementation, edge pruning would require to calculate the adjacency matrix of users and items, which

is more expensive in computation than the embedding dropout technique.

To summarize, our framework augments the output via embedding perturbation in the target network instead of distorting the input directly as commonly used in vision domain. It is worth noting that the historical embedding perturbation performs on embeddings from prior and current iteration, the embedding dropout perturbs the current embedding with noise, and the edge pruning method operates on future embeddings generated by stacking one more convolutional layer on current embeddings. We will discuss their performance with regard to this perspective in experiments section.

3.2 The Loss Function

Our framework, as shown in Fig. 1c, takes a positive user-item pair (u, i) as input. The (u, i) pair is initially processed by an encoder network f in a backbone (*e.g.* LightGCN [4]). The output of the encoder f is then copied to the target network for embedding perturbation. Formally, we denote the output of the encoder from the online network as $(e_u, e_i) = f(u, i)$. Finally, the linear predictor in our framework transforms the output (e_u, e_i) with $(\hat{e}_u, \hat{e}_i) = h(e_u, e_i)$ and matches it to the perturbed embeddings $(\tilde{e}_u, \tilde{e}_i) = g(e_u, e_i)$ in other view like in BYOL [10] and SIMSIAM [11].

We define a symmetrized loss function as the negative cosine similarity between (\hat{e}_u, \tilde{e}_i) and (\tilde{e}_u, \hat{e}_i) :

$$\mathcal{L} = \frac{1}{2}\mathcal{C}(\hat{e}_u, \tilde{e}_i) + \frac{1}{2}\mathcal{C}(\tilde{e}_u, \hat{e}_i) \quad (4)$$

Function $\mathcal{C}(\cdot, \cdot)$ in the above equation is defined as:

$$\mathcal{C}(e_u, e_i) = -\frac{(e_u)^T e_i}{\|e_u\|_2 \|e_i\|_2} \quad (5)$$

where $\|\cdot\|$ is l_2 -norm. The total loss is averaged over all user-item pairs in a mini-batch.

Finally, we stop gradient on the target network and force the backpropagation of loss over the online network only. We follow the stop gradient (*sg*) operator as in [10], [11], and implement the operator by updating Equation 4 as:

$$\mathcal{L} = \frac{1}{2}(\mathcal{C}(\hat{e}_u, sg(\tilde{e}_i)) + \mathcal{C}(sg(\tilde{e}_u), \hat{e}_i)) \quad (6)$$

With the stop gradient operator, the target network receives no gradient from $(\tilde{e}_u, \tilde{e}_i)$. However, the encoder f in the on-line network receives gradients from user-item pair (\hat{e}_u, \hat{e}_i) , and optimizes its parameters towards the global optimum. The pseudo-code of SELFCF is in Algorithm 1.

Algorithm 1 PyTorch-style pseudo-code for SELFCF.

```

Require: user-item interaction set  $\mathbb{B}$ 
Require:  $f, h, g$   $\triangleright$  encoder, predictor, output perturbation
1: for  $\mathbb{B}^t$  in  $\mathbb{B}$  do  $\triangleright$  load a batch
2:    $(\mathbf{E}_u^t, \mathbf{E}_i^t) = f(\mathbb{B}^t)$   $\triangleright$  output of encoder
3:    $(\tilde{\mathbf{E}}_u^t, \tilde{\mathbf{E}}_i^t) = h(\mathbf{E}_u^t, \mathbf{E}_i^t)$   $\triangleright$  output of predictor
4:    $(\hat{\mathbf{E}}_u^t, \hat{\mathbf{E}}_i^t) = g(\mathbf{E}_u^t, \mathbf{E}_i^t)$   $\triangleright$  output of perturbation
5:    $\mathcal{L} = \frac{1}{2} (\mathcal{C}(\tilde{\mathbf{E}}_u^t, sg(\tilde{\mathbf{E}}_i^t)) + \mathcal{C}(sg(\tilde{\mathbf{E}}_u^t), \hat{\mathbf{E}}_i^t))$   $\triangleright$  Equation 6
6:    $\mathcal{L}.$ backward()  $\triangleright$  back-propagate
7:   update( $f, h$ )  $\triangleright$  parameters update
8: end for
9:
10: def predict( $e_u, e_i$ ):  $\triangleright$  calculate recommendation score
11:   return  $s(e_u, e_i)$   $\triangleright$  Equation 7
    
```

3.3 Top- K Recommendation

Classical CF methods recommend top- K items by ranking scores of the inner product of a user embedding with all candidate item embeddings. However, in SSL, we minimize the predicted loss between u and i for each positive interaction (u, i) . Intuitively, we predict the future interaction score based on a cross-prediction task [6]. That is, we both predict the interaction probability of item i with u and the probability of user u with i . Given (e_u, e_i) being the output of the encoder f , the recommendation score is calculated as:

$$s(e_u, e_i) = h(e_u) \cdot (e_i)^T + e_u \cdot h(e_i)^T \quad (7)$$

It is worth noting that since the encoder f is shared between both online and target networks, we use the representations obtained from the online network to predict top- K items for each user.

4 EXPERIMENTS

We evaluate the framework on three publicly available datasets and compare its performance with BUIR [6] by encapsulating two popular CF-based baselines. The CF baselines serve as a supervised counterpart compared with our self-supervised framework. All baselines as well as the frameworks are trained on a single GeForce RTX 2080 Ti (11 GB).

We list the research questions addressed in our evaluation as follows:

- RQ1:** Whether the self-supervised baselines that only leverage positive user-item interactions can outperform their supervised counterparts?
- RQ2:** How SELFCF shapes the recommendation results for cold-start and loyal users?
- RQ3:** Why SELFCF works, and which component is essential in preventing collapsing?

We address the first research question by evaluating our framework against supervised baselines with 3 datasets

TABLE 1: Statistics of the experimented data. Amazon dataset refers to Amazon-Video-Games (2018).

Dataset	Users	Items	Interactions	Sparsity
MovieLens-1M	6,040	3,706	1,000,209	95.5316%
MOOC	82,536	1,303	458,453	99.5737%
Amazon(5-core)	50,677	16,897	454,529	99.9469%

under 4 evaluation metrics. Next, we dive into the recommendation results of the baselines under both supervised and self-supervised settings and analyze their performance on users with different number of interactions. Finally, to investigate the underlying mechanisms of SELFCF, we perform ablation study on the components of SELFCF, such as the linear predictor, the loss function *etc.*

4.1 Dataset Description.

We choose the evaluated datasets carefully by considering the following principles in order to introduce as much as diversity.

- Sparsity:** Data sparsity [36], [37] is measured as the number of interactions divided by the product of the number of users and the number of items. Classic CF methods [1], [5] usually show better performance on dense datasets.
- Domain:** Interactions within the same domain may exhibit similar patterns across the datasets. Hence, we choose evaluation datasets from three different domains ranging from education to e-commerce.
- Released Date:** Existing recommender systems usually evaluated on out-dated datasets nearly collected 10 years ago. With the rapid growth of e-commerce platforms, user behaviors are gradually shaped with online purchasing.

With the aforementioned considerations, our framework is evaluated on one classic dataset in recommender systems and two recently collected public datasets. We describe each of the datasets with regard to the above selection principles and summarize the statistics of the datasets in Table 1.

- **MovieLens-1M:** This is a widely used movie rating dataset [38], [39], [40], [41]. In MovieLens, each entry records the rating value of a user and film pair. Similar to [42], we transform the rating scores into binary values, so that each entry is either 1 or 0 indicating whether the user rated the movie. As shown in Table 1, this dataset is with high density and released in 2003. The dataset is available on RecBole ¹.
- **MOOC:** The Massive Open Online Course (MOOC) dataset is an educational data that collected from one of the largest MOOCs platforms in China ². This educational dataset records the enrollment courses of users ranging from October 1st, 2016 to March 31st, 2018.
- **Amazon-Video-Games (2018):** This is an updated version of the old Amazon review dataset released in 2014. We select the rating only version for evaluation. The raw data is preprocessed with a 5-core setting on both items and users. Dataset is available from [43] ³.

1. <https://github.com/RUCAIBox/RecSysDatasets>
 2. <http://moocdata.cn/>
 3. <https://nijianmo.github.io/amazon/index.html>

4.2 Encapsulated Baselines and Framework BUIR.

Our framework is mainly compared with BUIR [6], a self-supervised framework that is derived from BYOL [10]. Its architecture follows the Siamese network in Fig. 1a. To compare the performance of our proposed framework, we encapsulate two representative and state-of-the-art models into the frameworks. The state-of-the-art models ranges from traditional matrix factorization (BPR) to graph-based models (LightGCN).

- BPR [5]: A matrix factorization model optimized by a pairwise ranking loss in a Bayesian way.
- LightGCN [4]: This is a simplified graph convolution network that only performs linear propagation and aggregation between neighbors. The hidden layer embeddings are averaged to calculate the final user/item embeddings for prediction.

4.3 Evaluation Metrics.

We use $Recall@K$ and $NDCG@K$ computed by the all-ranking protocol as the evaluation metrics for recommendation performance comparison. In the recommendation phase, all items that have not been interacted with a specific user are regarded as candidates. That is, we do not use sampled evaluation.

Formally, we define $I_u^r(i)$ as the i -th ranked item recommended for u , $\mathcal{I}[\cdot]$ is the indicator function, and I_u^t is the set of items that user u interacted in the testing data.

Recall@K for users u is:

$$Recall@K(u) = \frac{\sum_{i=1}^K \mathcal{I}[I_u^r(i) \in I_u^t]}{|I_u^t|} \quad (8)$$

The Discounted Cumulative Gain (DCG@K) is:

$$DCG@K(u) = \sum_{i=1}^K \frac{2^{\mathcal{I}[I_u^r(i) \in I_u^t]} - 1}{\log(i + 1)} \quad (9)$$

$NDCG@K$ is normalized to $[0, 1]$ with $NDCG@K = DCG@K / IDC@K$, where $IDCG@K$ is calculated by sorting the interacted items in the testing data at top and then use the formula for $DCG@K$. We set $K = 20$ and $K = 50$ in our experimental comparison, respectively.

4.4 Hyper-parameters Settings.

Same as other work [4], [23], we fix the embedding size of both users and items to 64 for all models, initialize the embedding parameters with the Xavier method [44], and use Adam [45] as the optimizer. For a fair comparison, we carefully tune the parameters of each model. To be specific, a grid search is conducted to confirm the optimal settings, the number of layers is searched in $\{1, 2, 3, 4\}$, and the coefficients λ of L_2 regularization term is tuned in $\{1e^{-2}, 1e^{-3}, 1e^{-4}, 1e^{-5}\}$ for all baselines. For converge consideration, the early stopping and total epochs are fixed at 50 and 1000, respectively. To perform ablation studies on our proposed framework, we compare three variants of SELF CF based on the proposed three output perturbation techniques, namely: $SELF_{CF}^{(he)}$, $SELF_{CF}^{(ed)}$ and $SELF_{CF}^{(ep)}$, respectively. Specifically, $SELF_{CF}^{(he)}$ is built with historical embedding perturbation, $SELF_{CF}^{(ed)}$ is with embedding dropout and $SELF_{CF}^{(ep)}$ is with edge pruning. The

search space for the nodes dropout and the ratio of edges pruned both tuned in $\{0.05, 0.1, 0.15, 0.2\}$. The momentum τ in historical embedding is tuned from 0.1 to 0.9 with a step of 0.1. We implement our model in PyTorch ⁴ at: <https://github.com/enoch/SelfCF>.

4.5 Overall Comparison

For a fair comparison, we follow the same evaluation setting of [46], [47] with a chronological data splitting 8:1:1 for training, validation and testing to avoid data leakage.

We define the global comparison perspective as the comparison across supervised and self-supervised baselines, while the local comparison perspective as the comparison between self-supervised frameworks BUIR and SELF CF. We analyze the comparison results with regard to recommendation accuracy (Table 2) and framework complexity (Table 3) under the following perspectives:

- **Data sparsity.** The dataset statistics in Table 1 show the MovieLens-1M data with the highest density, and the Amazon-Video-Games data the most sparse. From the global comparison between supervised and self-supervised methods, we observe the performance of methods can be significantly improved in the self-supervised framework with higher data sparsity. All the best results are observed under the self-supervised version across all datasets. In addition, the graph-based model (*i.e.* LightGCN), achieves better results under self-supervised signal than the supervised counterpart. The results indicate the self-supervised frameworks is able to alleviate the cold-start issue in recommendation systems. However, the self-supervised frameworks that filled with BPR show remarkable performance but still worse than its supervised one. Compared with discriminative models that differentiate positive and negative samples, the self-supervised version is better at capturing the similarity between the positive samples. From local comparison, our framework, both $SELF_{CF}^{(ed)}$ and $SELF_{CF}^{(ep)}$ have better performance under every evaluation metric.
- **Classic CF vs. Graph-based CF.** We observe the performance of BPR always dominant under supervised over self-supervised settings. Conversely, the performance of LightGCN under self-supervised learning is on par or better than that of under supervised learning. We speculate the graph-based CF model naturally encodes structural embedding that preferred for contrastive learning. Classic CF models, *e.g.* BPR, use pairwise learning to differentiate positive and negative user-item samples which encode less information between positive instances, resulting in a worse performance under self-supervised frameworks.
- **Comparison between self-supervised frameworks.** From local perspective, our proposed framework almost improve BUIR on mean performance $\bar{\Delta}$ across every dataset except $SELF_{CF}^{(ep)}$ on MovieLens-1M. The proposed framework with three output perturbations takes significantly improvement with dataset in high sparsity, as high as 13.9% with $SELF_{CF}^{(ed)}$ on Amazon dataset.

4. <https://pytorch.org/>

TABLE 2: Overall performance comparison. We mark the global best results on each dataset under each metric in **bold** face, and the second best underlined. We also calculate the mean performance improvement by SELF_{CF} on BUIR over all evaluation metrics as $\bar{\Delta}$.

Frameworks		Supervised		Self-supervised									
		-		BUIR		SELF _{CF} (_{he})		SELF _{CF} (_{ed})		SELF _{CF} (_{ep})			
Datasets	Metrics	BPR	LightGCN	BPR	LightGCN	BPR	LightGCN	$\bar{\Delta}$	BPR	LightGCN	$\bar{\Delta}$	LightGCN	$\bar{\Delta}$
MovieLens-1M	R@20	0.0800	<u>0.0838</u>	0.0672	0.0827	0.0737	0.0886		0.0718	0.0833		0.0729	
	N@20	<u>0.2477</u>	0.2463	0.1760	0.2462	0.2185	0.2487	+0.106	0.2167	0.2410	+0.079	0.2323	-0.066
	R@50	0.1596	0.1592	0.1270	0.1611	0.1473	0.1661		0.1439	<u>0.1642</u>		0.1538	
	N@50	<u>0.2380</u>	0.2377	0.1749	0.2366	0.2147	0.2396		0.2107	0.2342		0.2267	
MOOC	R@20	0.3559	0.3784	0.3352	0.3714	0.3597	0.3963		0.3487	<u>0.3880</u>		0.3748	
	N@20	0.2130	<u>0.2138</u>	0.1943	0.2059	0.2108	0.2143	+0.068	0.1882	0.2125	+0.026	0.2057	+0.007
	R@50	0.5028	0.5187	0.4654	0.5038	0.4943	0.5461		0.4810	<u>0.5381</u>		0.5126	
	N@50	0.2477	0.2470	0.2249	0.2373	0.2427	0.2496		0.2194	<u>0.2480</u>		0.2382	
Amazon	R@20	0.0320	0.0440	0.0211	0.0454	0.0252	0.0454		0.0250	0.0509		<u>0.0480</u>	
	N@20	0.0156	0.0227	0.0086	0.0224	0.0110	0.0225	+0.094	0.0108	0.0250	+0.139	<u>0.0235</u>	+0.052
	R@50	0.0581	0.0819	0.0474	0.0828	0.0516	0.0838		0.0514	0.0913		<u>0.0873</u>	
	N@50	0.0219	0.0318	0.0150	0.0316	0.0174	0.0320		0.0171	0.0350		<u>0.0331</u>	

TABLE 3: Comparison of number of parameters and time cost for the baselines under supervised and self-supervised settings.

Frameworks		Supervised		Self-supervised							
		-		BUIR		SELF _{CF} (_{he})		SELF _{CF} (_{ed})		SELF _{CF} (_{ep})	
Datasets	Metrics	BPR	LightGCN	BPR	LightGCN	BPR	LightGCN	BPR	LightGCN	LightGCN	
MovieLens-1M	Param.	0.58M	0.58M	1.16M	1.16M	0.58M	0.58M	0.58M	0.58M	0.58M	
	Time/epoch	9.74s	26.29s	3.15s	20.37s	2.74s	16.58s	3.40s	14.06s	19.45s	
MOOC	Param.	5.15M	5.15M	10.30M	10.30M	5.15M	5.15M	5.15M	5.15M	5.15M	
	Time/epoch	6.32s	9.68s	3.35s	9.91s	4.66s	8.60s	5.21s	8.38s	8.54s	
Amazon	Param.	3.98M	3.98M	7.96M	7.96M	3.98M	3.98M	3.98M	3.98M	3.98M	
	Time/epoch	9.25s	7.62s	4.53s	9.63s	2.66s	7.81s	5.25s	7.75s	8.39s	

- Output perturbation techniques in SELF_{CF}.** Within the three proposed output perturbation techniques, Table 2 shows the history embedding technique is more appropriate with dense datasets. SELF_{CF}(_{he}) shows best performance in both supervised and self-supervised baselines. The embedding dropout technique is more preferable with sparse data. Among the three output perturbation techniques, the history embedding technique integrates the embedding from previous training iteration; the embedding dropout technique introduces noise on the current output embedding; and the edge pruning technique achieves embedding augmentation by merging embedding from neighbors. In dense dataset, the historical embedding technique is able to prevent the user/item embedding from smoothing with neighbor embeddings. In sparse dataset, the embedding dropout and edge pruning techniques not only can remove the noise information and preserve the salient features in the embeddings, but also is capable of integrating high-order information from multi-hop neighbors.
- Parameters and run time of models.** We state our framework neither adding other parameters above the encapsulated model nor adding additional networks to the model other than a linear predictor. In Table 3, the parameters of our framework is comparable to the original models. To the contrary, the BUIR framework

uses two encoder networks with different parameters. Hence, the parameters of BUIR is doubled in all cases. When considering the run time of the frameworks, our framework retain the same computational complexity with the original model. Besides, in case of dense dataset, much computation cost should be paid for negative sampling, our proposed framework greatly cut off the time required for training. In local view, the proposed SELF_{CF} removes the target encoder of BUIR, and reduces the run time of graph-based models.

We conclude our analysis to address research question **RQ1**: graph-based model can benefit from SELF_{CF} with up to 4.36% improvement across all evaluation metrics, while classic model encodes no structural information in output and show worse performance than its supervised counterpart.

4.6 Hyper-parameter Sensitivity

To guide the selection of parameters of our framework, we preform hyper-parameter study on the performance of SELF_{CF}. In implementation, we use the Amazon-Video-Games as the evaluated dataset and LightGCN as the backbone of SELF_{CF}. We investigate the performance changes of our framework with regard to hyper-parameters on the momentum in historical embedding, the number of layers, the ratio of embedding dropout and the proportion of edges pruned in SELF_{CF}(_{ep}).

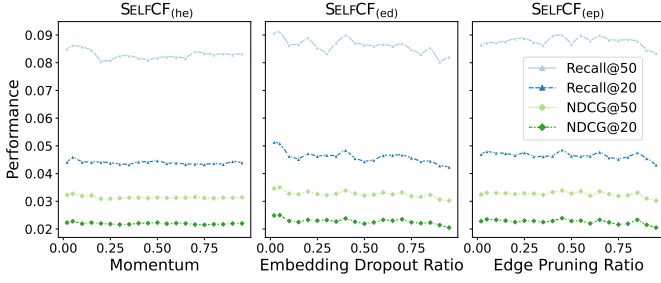


Fig. 3: Performance changes of SELFCF with respect to the embedding dropout and ratio of edge pruned.

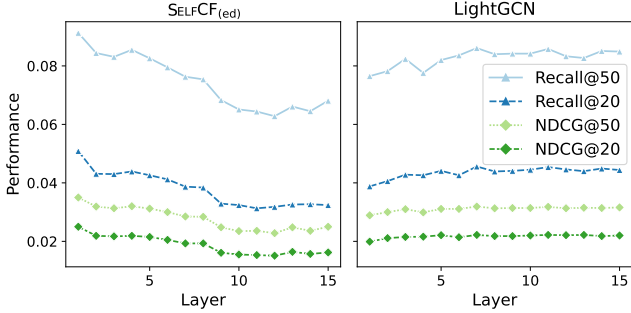


Fig. 4: Performance changes of SELFCF_(ed) and LightGCN with regard to the number of layers.

We set the momentum value in the range of [0.1, 0.9] with a step of 0.1. From Fig. 3, we observe the performance of our framework under historical embedding technique is less sensitive to the momentum. We also consider the ratio of embedding dropout p within the range of (0.00, 1) with a step of 0.05. Fig. 3 shows the performance of our framework is relatively more sensitive to the ratio of embedding dropout than edge pruned. Best result is observed with a low embedding dropout setting, in which the output from online and target views are much related to each other. On the contrary, the performance of SELFCF_(ep) is not sensitive to the ratio of edge pruned.

For the number of layers in the graph-based models, LightGCN, we select its range from [1, 15] and plot the results in Fig. 4. The changes of SELFCF_(ep) is similar with that of SELFCF_(ed). Therefore, we plot the performance of the original LightGCN for comparison instead of SELFCF_(ep) and attach the plots of SELFCF_(he) and _(ep) in Fig. 6 of Appendix. The performance of SELFCF declines with the increment of layers in LightGCN. The performance show different patterns to the original LightGCN, which increases within certain layers and is unable to be improved when stacked too many layers.

From the above observations, we conclude that our proposed framework is capable of boosting up the performance of recommendation for the graph-based models within few layers. And usually it is practical to fix the dropout of embedding and ratio of edge pruned at 0.05.

The hyper-parameter studies also show that three variants of SELFCF exhibit similar behaviors. Hence, we analyze recommendation result and perform ablation study on SELFCF_(ed) in the following sections.

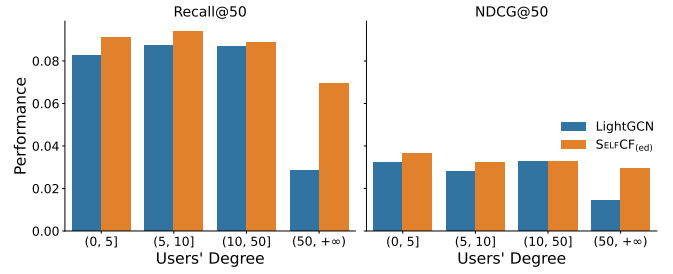


Fig. 5: The recommendation results on different degree of users. User' degree indicates the number of interactions of a user.

4.7 Diving into the Recommendation Results

In our framework, we recommend top- K items to users relying solely on positive user-item interaction pairs. We further study how our framework differentiate with the supervised models in recommendation results. Specifically, we encapsulate LightGCN into our framework, and compare the recommendation results between SELFCF and LightGCN with regard to users' degree on Amazon-Video-Games. We plot the results in Fig. 5.

On metrics Recall@50 and NDCG@50, we see SELFCF outperforms LightGCN in every categories. Our proposed framework is able to alleviate the cold-start issue to certain extent. However, the most significantly improvement is observed on users with a high degree, occupied about 0.89% in the testing dataset. From our data analysis, we find users with a high degree of interactions in the training are prefer to select items with a low degree in the testing. Thus, it is difficult to recommend the right items to these users. Our framework doubles the recommendation performance on these active users, which can improve the user retention rate of the platform.

We speculate the underlying reason is that for these users the supervised models sample a large number of unobserved but potentially positive items for training, which makes the models unable to consider the negatively sampled items in recommendation list.

Regarding research question **RQ2**, SELFCF can boost up the recommendation performance of all users. Especially for loyal users, it doubles the recommendation accuracy of LightGCN compared with its supervised counterpart.

5 ABLATION STUDY

We investigate each component in SELFCF to study its contribution to the recommendation performance. All ablation studies are performed on SELFCF_(ed) trained on Amazon-Video-Games (2018). The encapsulated baseline is LightGCN with one convolutional layer. The dropout of embedding for SELFCF_(ed) is set as 0.05.

5.1 Predictor

We study the recommendation performance considering predictor h under several variants. Table 4 summarizes the variants and their recommendation performance.

TABLE 4: Impact of predictor h .

MLP h	Recall@20	NDCG@20	Recall@50	NDCG@50
Baseline(1-layer MLP)	0.0509	0.0250	0.0913	0.0350
No predictor	0.0282	0.0148	0.0536	0.0209
Fixed random init.	0.0198	0.0107	0.0420	0.0162
2-layer MLP	0.0397	0.0202	0.0768	0.0290

TABLE 5: Effectiveness of loss function.

Similarity loss	Recall@20	NDCG@20	Recall@50	NDCG@50
Cosine	0.0509	0.0250	0.0913	0.0350
Cross-entropy	0.0222	0.0138	0.0500	0.0206

Different from the predictor in SIMSIAM [11], our framework still works by removing the predictor h , but resulting in performance degeneration to some extent. A fixed random initialization with the predictor makes the self-supervised framework difficult to learn good representations of users/items. On the contrary, a 2-layer MLP suffers from over-fitting and worsens the recommendation performance.

5.2 Loss function

In contrastive learning, it is a common practice for losses measuring a cosine similarity [10], [13], [48]. We substitute the loss function with cross-entropy similarity by modifying \mathcal{C} with:

$$\mathcal{C}(e_u, e_i) = -\text{softmax}(e_i) \cdot \log(\text{softmax}(e_u)) \quad (10)$$

Table 5 shows the results compared with cosine similarity. The cross-entropy similarity can prevent the solution collapsing to some extent. Cosine similarity captures the interaction preference between user and item directly, hence shows better performance.

5.3 Stop-gradient

Existing researches [10], [11], [49] on SSL highlight the crucial role of stop-gradient in preventing solution collapsing. We evaluate with adding or removing the stop-gradient operator with/without a linear predictor. The results in Table 6 show that our self-supervised framework works even under a completely symmetry setting. The loss function of Equation 6 is able to capture the invariant and salient features in the embeddings of users/items by dropping the noise signal. However, without the “stop gradient” operator, the performance of SELF_{CF} decreases greatly. We speculate the loss backpropagated to both directions (online and target networks) leads to the framework unable to learn the optimal parameters of the baseline.

Based on our ablation studies with regard to research question **RQ3**, we observe that SELF_{CF} does not rely on a single component for preventing solution collapsing. It shows a different behavior from other self-supervised models, in which the “stop gradient” operator is identified as a

TABLE 6: Effectiveness of stop-gradient operator.

Case	sg	Predictor	Recall@20	NDCG@20	Recall@50	NDCG@50
Baseline	-	-	0.0509	0.0250	0.0913	0.0350
(a)	✓	✓	0.0286	0.0124	0.0546	0.0186
(b)	-	-	0.0282	0.0148	0.0546	0.0211

crucial component to prevent solution collapsing [11]. The underlying reason is that our loss function is designed as the similarity between latent embeddings of user and item, hence it can capture the preference of user to some extent.

6 CONCLUSION

In this paper, we propose a framework on top of Siamese networks to learn representation of users and items without negative samples or labels. We argue the self-supervised learning techniques that widely used in vision cannot be directly applied in recommendation domain. Hence we design a Siamese network architecture that perturbs the output of backbone instead of augmenting the input data. By encapsulating two popular recommendation models into the framework, our experiments on three datasets show the proposed framework is on par or better than other self-supervised framework, BUIR. The performance is also competitive to the supervised counterpart, especially on high sparse data. We hope our study will shed light on further researches on self-supervised collaborative filtering.

APPENDIX

PERFORMANCE VARIES WITH THE NUMBER OF LAYER IN SELF_{CF}(HE) AND SELF_{CF}(EP)

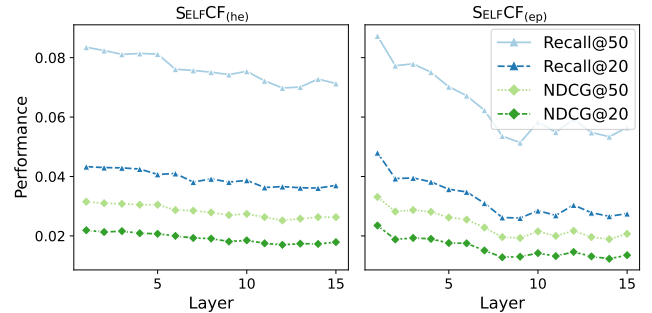


Fig. 6: Performance changes of SELF_{CF}(he) and SELF_{CF}(ep) with regard to the number of layers.

ACKNOWLEDGMENTS

The authors would like to thank Professor Toru Ishida from School of Science and Engineering of Waseda University for his valuable advices on shaping our paper, especially with the Abstract and Introduction sections.

REFERENCES

- [1] Y. Koren, “Factorization meets the neighborhood: a multifaceted collaborative filtering model,” in *Proceedings of the 14th ACM SIGKDD international conference on Knowledge discovery and data mining*, 2008, pp. 426–434.
- [2] Y. Shi, M. Larson, and A. Hanjalic, “Collaborative filtering beyond the user-item matrix: A survey of the state of the art and future challenges,” *ACM Computing Surveys (CSUR)*, vol. 47, no. 1, pp. 1–45, 2014.
- [3] X. He, L. Liao, H. Zhang, L. Nie, X. Hu, and T.-S. Chua, “Neural collaborative filtering,” in *Proceedings of the 26th international conference on world wide web*, 2017, pp. 173–182.

- [4] X. He, K. Deng, X. Wang, Y. Li, Y. Zhang, and M. Wang, "Lightgcn: Simplifying and powering graph convolution network for recommendation," in *Proceedings of the 43rd International ACM SIGIR Conference on Research and Development in Information Retrieval*, 2020, pp. 639–648.
- [5] S. Rendle, C. Freudenthaler, Z. Gantner, and L. Schmidt-Thieme, "Bpr: Bayesian personalized ranking from implicit feedback," in *Proceedings of the Twenty-Fifth Conference on Uncertainty in Artificial Intelligence*, 2009, pp. 452–461.
- [6] D. Lee, S. Kang, H. Ju, C. Park, and H. Yu, "Bootstrapping user and item representations for one-class collaborative filtering," in *Proceedings of the 44th International ACM SIGIR Conference on Research and Development in Information Retrieval*, 2021.
- [7] C. Chen, M. Zhang, W. Ma, Y. Liu, and S. Ma, "Efficient non-sampling factorization machines for optimal context-aware recommendation," in *Proceedings of The Web Conference 2020*, 2020, pp. 2400–2410.
- [8] C. Chen, M. Zhang, Y. Zhang, W. Ma, Y. Liu, and S. Ma, "Efficient heterogeneous collaborative filtering without negative sampling for recommendation," in *Proceedings of the AAAI Conference on Artificial Intelligence*, vol. 34, no. 01, 2020, pp. 19–26.
- [9] C. Chen, M. Zhang, W. Ma, Y. Liu, and S. Ma, "Jointly non-sampling learning for knowledge graph enhanced recommendation," in *Proceedings of the 43rd International ACM SIGIR Conference on Research and Development in Information Retrieval*, 2020, pp. 189–198.
- [10] J.-B. Grill, F. Strub, F. Alché, C. Tallec, P. H. Richemond, E. Buchatskaya, C. Doersch, B. A. Pires, Z. D. Guo, M. G. Azar et al., "Bootstrap your own latent: A new approach to self-supervised learning," in *Proceedings of the 34th Annual Conference on Neural Information Processing Systems*, 2020, pp. 21 271–21 284.
- [11] X. Chen and K. He, "Exploring simple siamese representation learning," in *Proceedings of the IEEE Conference on Computer Vision and Pattern Recognition*. IEEE, 2021.
- [12] J. Zbontar, L. Jing, I. Misra, Y. LeCun, and S. Deny, "Barlow twins: Self-supervised learning via redundancy reduction," *arXiv preprint arXiv:2103.03230*, 2021.
- [13] T. Chen, S. Kornblith, M. Norouzi, and G. Hinton, "A simple framework for contrastive learning of visual representations," in *International Conference on Machine Learning*, 2020, pp. 1597–1607.
- [14] R. Hadsell, S. Chopra, and Y. LeCun, "Dimensionality reduction by learning an invariant mapping," in *Proceedings of the IEEE Conference on Computer Vision and Pattern Recognition*, vol. 2. IEEE, 2006, pp. 1735–1742.
- [15] A. Tarvainen and H. Valpola, "Mean teachers are better role models: Weight-averaged consistency targets improve semi-supervised deep learning results," in *Proceedings of the 31st Annual Conference on Neural Information Processing Systems*, 2017, pp. 1195–1204.
- [16] K. He, H. Fan, Y. Wu, S. Xie, and R. Girshick, "Momentum contrast for unsupervised visual representation learning," in *Proceedings of the IEEE Conference on Computer Vision and Pattern Recognition*, 2020, pp. 9729–9738.
- [17] C. Shorten and T. M. Khoshgoftaar, "A survey on image data augmentation for deep learning," *Journal of Big Data*, vol. 6, no. 1, pp. 1–48, 2019.
- [18] R. Ying, R. He, K. Chen, P. Eksombatchai, W. L. Hamilton, and J. Leskovec, "Graph convolutional neural networks for web-scale recommender systems," in *Proceedings of the 24th ACM SIGKDD International Conference on Knowledge Discovery & Data Mining*, 2018, pp. 974–983.
- [19] H. Wang, N. Wang, and D.-Y. Yeung, "Collaborative deep learning for recommender systems," in *Proceedings of the 21th ACM SIGKDD international conference on knowledge discovery and data mining*, 2015, pp. 1235–1244.
- [20] S. Zhang, L. Yao, A. Sun, and Y. Tay, "Deep learning based recommender system: A survey and new perspectives," *ACM Computing Surveys (CSUR)*, vol. 52, no. 1, pp. 1–38, 2019.
- [21] R. v. d. Berg, T. N. Kipf, and M. Welling, "Graph convolutional matrix completion," in *Proceedings of the 24th ACM SIGKDD international conference on knowledge discovery and data mining*, 2018.
- [22] X. Wang, X. He, M. Wang, F. Feng, and T.-S. Chua, "Neural graph collaborative filtering," in *Proceedings of the 42nd international ACM SIGIR conference on Research and development in Information Retrieval*, 2019, pp. 165–174.
- [23] L. Chen, L. Wu, R. Hong, K. Zhang, and M. Wang, "Revisiting graph based collaborative filtering: A linear residual graph convolutional network approach," in *Proceedings of the AAAI Conference on Artificial Intelligence*, vol. 34, no. 01, 2020, pp. 27–34.
- [24] A. v. d. Oord, Y. Li, and O. Vinyals, "Representation learning with contrastive predictive coding," *arXiv preprint arXiv:1807.03748*, 2018.
- [25] Z. Wu, Y. Xiong, S. X. Yu, and D. Lin, "Unsupervised feature learning via non-parametric instance discrimination," in *Proceedings of the IEEE Conference on Computer Vision and Pattern Recognition*, 2018, pp. 3733–3742.
- [26] R. D. Hjelm, A. Fedorov, S. Lavoie-Marchildon, K. Grewal, P. Bachman, A. Trischler, and Y. Bengio, "Learning deep representations by mutual information estimation and maximization," in *International Conference on Learning Representations*, 2018.
- [27] O. Henaff, "Data-efficient image recognition with contrastive predictive coding," in *International Conference on Machine Learning*. PMLR, 2020, pp. 4182–4192.
- [28] J. Wu, X. Wang, F. Feng, X. He, L. Chen, J. Lian, and X. Xie, "Self-supervised graph learning for recommendation," in *Proceedings of the 44rd International ACM SIGIR Conference on Research and Development in Information Retrieval*, 2021.
- [29] J. Bromley, I. Guyon, Y. LeCun, E. Säckinger, and R. Shah, "Signature verification using a "siamese" time delay neural network," *Advances in neural information processing systems*, vol. 6, pp. 737–744, 1993.
- [30] Y. LeCun, B. Boser, J. S. Denker, D. Henderson, R. E. Howard, W. Hubbard, and L. D. Jackel, "Backpropagation applied to handwritten zip code recognition," *Neural computation*, vol. 1, no. 4, pp. 541–551, 1989.
- [31] J. Chen, J. Zhu, and L. Song, "Stochastic training of graph convolutional networks with variance reduction," in *International Conference on Machine Learning*, 2017.
- [32] M. Fey, J. E. Lenssen, F. Weichert, and J. Leskovec, "Gnnautoscale: Scalable and expressive graph neural networks via historical embeddings," in *International Conference on Machine Learning*, 2021.
- [33] N. Srivastava, G. Hinton, A. Krizhevsky, I. Sutskever, and R. Salakhutdinov, "Dropout: A simple way to prevent neural networks from overfitting," *The journal of machine learning research*, vol. 15, no. 1, pp. 1929–1958, 2014.
- [34] Y. Rong, W. Huang, T. Xu, and J. Huang, "Dropedge: Towards deep graph convolutional networks on node classification," in *International Conference on Learning Representations*, 2020.
- [35] D. Luo, W. Cheng, W. Yu, B. Zong, J. Ni, H. Chen, and X. Zhang, "Learning to drop: Robust graph neural network via topological denoising," in *Proceedings of the 14th ACM International Conference on Web Search and Data Mining*, 2021, pp. 779–787.
- [36] B. Sarwar, G. Karypis, J. Konstan, and J. Riedl, "Analysis of recommendation algorithms for e-commerce," in *Proceedings of the 2nd ACM Conference on Electronic Commerce*, 2000, pp. 158–167.
- [37] X. Zhou, D. Lin, and T. Ishida, "Evaluating reputation of web services under rating scarcity," in *2016 IEEE International Conference on Services Computing (SCC)*. IEEE, 2016, pp. 211–218.
- [38] S. Sedhain, A. K. Menon, S. Sanner, and L. Xie, "Autorec: Autoencoders meet collaborative filtering," in *Proceedings of the 24th international conference on World Wide Web*, 2015, pp. 111–112.
- [39] X. He, Z. He, J. Song, Z. Liu, Y.-G. Jiang, and T.-S. Chua, "Nais: Neural attentive item similarity model for recommendation," *IEEE Transactions on Knowledge and Data Engineering*, vol. 30, no. 12, pp. 2354–2366, 2018.
- [40] D. Qin, X. Zhou, L. Chen, G. Huang, and Y. Zhang, "Dynamic connection-based social group recommendation," *IEEE Transactions on Knowledge and Data Engineering*, vol. 32, no. 3, pp. 453–467, 2018.
- [41] R. Yu, D. Ye, Z. Wang, B. Zhang, A. M. Oguti, J. Li, B. Jin, and F. Kurdahi, "Cffnn: Cross feature fusion neural network for collaborative filtering," *IEEE Transactions on Knowledge and Data Engineering*, 2021.
- [42] Q. Tan, N. Liu, X. Zhao, H. Yang, J. Zhou, and X. Hu, "Learning to hash with graph neural networks for recommender systems," in *Proceedings of The Web Conference*, 2020, pp. 1988–1998.
- [43] J. Ni, J. Li, and J. McAuley, "Justifying recommendations using distantly-labeled reviews and fine-grained aspects," in *Proceedings of the 2019 Conference on Empirical Methods in Natural Language Processing and the 9th International Joint Conference on Natural Language Processing (EMNLP-IJCNLP)*, 2019, pp. 188–197.
- [44] X. Glorot and Y. Bengio, "Understanding the difficulty of training deep feedforward neural networks," in *Proceedings of the thirteenth*

- international conference on artificial intelligence and statistics.* JMLR Workshop and Conference Proceedings, 2010, pp. 249–256.
- [45] D. P. Kingma and J. Ba, “Adam: A method for stochastic optimization,” in *International Conference on Learning Representations*, 2015.
- [46] X. Li, M. Zhang, S. Wu, Z. Liu, L. Wang, and P. S. Yu, “Dynamic graph collaborative filtering,” in *International Conference on Data Mining*, 2020, pp. 322–331.
- [47] C. Chen, D. Li, J. Yan, and X. Yang, “Modeling dynamic user preference via dictionary learning for sequential recommendation,” *IEEE Transactions on Knowledge and Data Engineering*, 2021.
- [48] T. Wang and P. Isola, “Understanding contrastive representation learning through alignment and uniformity on the hypersphere,” in *International Conference on Machine Learning*. PMLR, 2020, pp. 9929–9939.
- [49] M. Caron, I. Misra, J. Mairal, P. Goyal, P. Bojanowski, and A. Joulin, “Unsupervised learning of visual features by contrasting cluster assignments,” in *Proceedings of the 34th Annual Conference on Neural Information Processing Systems*, 2020.