

Bio-Inspired Adversarial Attack Against Deep Neural Networks

Bowei Xi

Department of Statistics
Purdue University
xbw@purdue.edu

Yujie Chen

Department of Statistics
University of Chicago
chenyujie@galton.uchicago.edu

Fan Fei, Zhan Tu, Xinyan Deng

School of Mechanical Engineering
Purdue University
feif,tu17,xdeng@purdue.edu

Abstract

The paper develops a new adversarial attack against deep neural networks (DNN), based on applying bio-inspired design to moving physical objects. To the best of our knowledge, this is the first work to introduce physical attacks with a moving object. Instead of following the dominating attack strategy in the existing literature, i.e., to introduce minor perturbations to a digital input or a stationary physical object, we show two new successful attack strategies in this paper. We show by superimposing several patterns onto one physical object, a DNN becomes confused and picks one of the patterns to assign a class label. Our experiment with three flapping wing robots demonstrates the possibility of developing an adversarial camouflage to cause a targeted mistake by DNN. We also show certain motion can reduce the dependency among consecutive frames in a video and make an object detector “blind”, i.e., not able to detect an object exists in the video. Hence in a successful physical attack against DNN, targeted motion against the system should also be considered.

Introduction

Current generation of artificial intelligence (AI) has been very successful at complex tasks, such as image classification, object recognition, or playing the board game Go. Unfortunately such forward thinking AI is not secured against potential digital and physical attacks. This paper aims to develop bio-inspired adversarial attack using moving physical objects, which has not been considered so far.

Existing digital and physical attacks focus on adding minor perturbations to the clean samples/objects to fool DNN. The digital attack algorithms mostly focus on generating digital adversarial perturbations by solving an optimization problem or using a generative model against one specific DNN, e.g., (Kurakin et al. 2018). Digital attacks are further divided into whitebox attacks, graybox attacks, and blackbox attacks, based on adversary’s knowledge about the target DNN. For example, Fast Gradient Sign Method (FGSM) (Goodfellow, Shlens, and Szegedy 2015), a one-step whitebox attack, used the sign of the gradient of the cost function to generate adversarial perturbations. Carlini and Wagner (C&W) attack (Carlini and Wagner 2017) solved a box con-

strained optimization problem to generate adversarial perturbations. Many digital attacks have been developed during the past few years. Recent survey papers, e.g., (Yuan et al. 2019; Biggio and Roli 2018), provided a list of the digital attacks.

Compared with digital attack algorithms, there are fewer work on designing physical objects to break DNN. (Sharif et al. 2016; Kurakin, Goodfellow, and Bengio 2017; Eykholt et al. 2018; Athalye et al. 2018) are four examples. (Sharif et al. 2016) designed eyeglass frames to allow a person to avoid face detection. (Kurakin, Goodfellow, and Bengio 2017) printed out the digital adversarial images targeted on Inception v3 classifier, and took a photo of the printouts using a cellphone. They showed the cropped photo images were also misclassified by Inception v3 classifier. (Eykholt et al. 2018) showed that placing a few stickers on a stop sign can cause it to be misclassified as other traffic signs. (Athalye et al. 2018) created a 3D printed turtle that is misclassified as a rifle, by adding a few color stripes on the shell. These work also took the optimization approach with one specific DNN in the optimization set-up, similar to the digital attack algorithms. Meanwhile they designed stationary physical objects to fool a target DNN.

These attacks demonstrate a certain type of inherent vulnerability in DNN. It is important to understand the vulnerabilities in DNN in order to robustify DNN. To the best of our knowledge, this paper is the first work to design adversarial attack using moving physical objects to fool DNNs. Through our bio-inspired adversarial attack, we show there exist more vulnerabilities in DNN, which suggests robustifying DNN is a more difficult task than currently believed.

Bio-Inspired Adversarial Attack

Biological intelligence, not limited to human cognitive reasoning, covers a broad range of mechanisms to make living organisms hidden from predators and prey, and adapt to changing environments. Figure 1 shows hidden praying mantises on plants. Praying mantis stay hidden due to their camouflage coloration. When they move, they can still remain hidden because of the way they move. Praying mantis coloration changes with the surroundings: those from dry areas are brown, whereas those from wet areas are green. They



Figure 1: Praying Mantises as Leaf (left) and Flower (right)

remain motionless for a long time until a prey gets close. When they do move, they move with a rocking motion mimicking a swaying plant in the wind. Learning from biological intelligence (Floreano and Mattiussi 2008), we demonstrate in this paper there are more powerful attacks against DNNs using camouflage, not limited to only adding minor perturbations on digital inputs or physical objects. Hence the current generation of AI needs to significantly improve its capabilities to face different types of attacks. Next we show our bio-inspired adversarial attack against DNN.



Figure 2: Real Butterfly (left) and Robot (right)



Figure 3: Real Butterfly (left) and Robot (right)




Figure 4: Real Butterfly (left) and Robot (right)

Attack by Superposition of Multiple Patterns We have three ornithopters (i.e., flapping wing robots) identical in shape. The right panels in Figures 2, 3, 4 show the front, the back, and the side of the robots. The original robot is shaped as a bird, but has two pairs of wings, one pair with color and the other pair transparent. The tail is similar to that of a small aircraft.

Orange	butterfly(233), robot(7)
White	butterfly(182), robot(82)
Black	butterfly(1), robot(195), bird(4), black cat(3)

Table 1: Classification Results from Re-trained Inception V3

We apply an adversarial camouflage to the robots by superimposing the patterns copied from butterflies onto the robots. Figure 3 is the robot showing the original color design, with only several black dots added on the wings. Figure 2 shows the robot with the body painted black and the wings painted as orange with black stripes, resembling the pattern on a butterfly. Figure 4 shows a robot painted as black with a few white dots on the wings and the tail, resembling a mostly black butterfly. Hence the three robots in Figures 2, 3, 4 all become a superposition of three different patterns – the head and the body resembling a bird, the tail resembling a small aircraft, the wings resembling a butterfly.

We record them flying by flapping the wings using a Sony DSC-RX10 digital camera with H.264 video encoder to produce mp4 files. Both the raw videos and the frames extracted from the videos are analyzed. The extracted video frames’ resolution is 1920×1080 . We extract video frames equally spaced in time and use the state-of-the-art image classification algorithm to label the selected video frames. First, the video frames are directly labeled by the pre-trained Inception V3 image classifier (Szegedy et al. 2016), a deep convolutional neural network trained on images from ImageNet 1000 classes (Deng et al. 2009). Here we use the TensorFlow implementation of Inception V3 to label the video frames (TensorFlow Github Directory).

The robots are not an exact match with the image classes used in the training process for the pre-trained Inception V3. Unsurprisingly, Inception V3 top one labeled class includes different types of butterflies, necklace, sweatshirt, cramp-fish, mask, quill pen, umbrella, bow-tie etc. None of the video frames are recognized as bird which the robots are created to be.

Next we retrain Inception V3 three times with 9 image classes (Shao, Zhu, and Li 2014): 1) real bird; 2) real butterfly; 3) robot; 4) frog; 5) lion; 6) black cat; 7) white rat; 8) fish; 9) jellyfish. In the robot class, when every time we retrain Inception V3, we include the frames from two videos, and use the frames from the third video as the test samples.

Table 1 shows the classification results from re-trained Inception V3. In total, the robot with orange pattern has 240 frames; the robot with white wing and black dots has 264 frames; and the robot with black wing and a few white dots has 203 frames. The majority of the one with orange pattern, 233 frames out of 240, is labeled as butterfly. The majority of the one with black wing and white dots, 195 frames out of 203, is labeled as robot. Surprisingly, the result is split for the one with white wing – 182 frames are labeled as butterfly and 82 frames are labeled as robot.

To visualize how the frames from the robots and the images from other classes are grouped, we perform a principal component analysis (PCA), including the frames from three robots, and the images of real bird and real butterfly. Figure 5

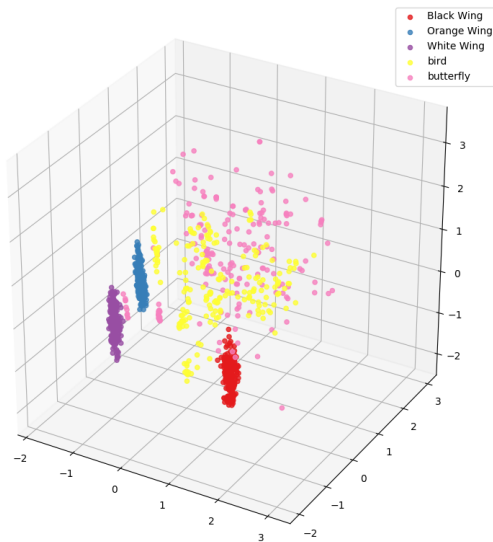


Figure 5: PCA display of video frames from three robots and images of real birds and butterflies.

shows that the real bird images and the real butterfly images form two large and loose clusters, whereas the frames from three robots form three small and tight clusters.

The results from the re-trained Inception V3 point to a major vulnerability of DNN – when several patterns are superposed on an object, DNN does not know for sure which class the object belongs to. We can argue the robot with the orange pattern is mostly labeled as butterfly because that is a strong identifying feature, and the black robot is mostly labeled as robot because the black paint highlights the shape of the robot. For the white robot, it is the original design with a few added black dots. Within the tightly clustered frames, 31% is labeled as robot and 69% labeled as butterfly. DNN simply picks one pattern and assigns the class label. Unfortunately we do not know which pattern would be picked by DNN. Targeting the current generation of AI, camouflaging a moving physical object is a successful adversarial attack, as demonstrated by the robot with orange pattern. Introducing minor perturbations to a moving physical object does cause some confusion from DNN, though not as successful as a full body camouflage, shown by the white and the black robots.

Attack by Motion We use the state-of-the-art object detection system, You only look once (YOLO) V3, to identify the flying robot in three videos. YOLOv3 (Redmon and Farhadi 2018) is a real time object detection system. It can

identify and label objects from both images and videos¹. YOLOv3 has a fully convolutional structure with 106 layers. Its structure allows it to detect objects of different sizes, from small to large. If an object is detected in a video, YOLOv3 places a bounding box around the object with label(s). YOLOv3 is able to assign multiple labels to one object if it believes the object fits the descriptions. YOLOv3 can detect up to 9000 object classes. Note object detection, among other applications, is one of the most important tasks that must be done properly by autonomous driving systems to avoid collisions.

The video output from YOLOv3 can be downloaded here². In two videos, YOLOv3 is “blind” – it cannot detect any object at all. In one video with the mostly black robot, YOLOv3 briefly identifies the tail as two remotes with probabilities 0.71 and 0.61. Two bounding boxes focus on the white dots on the tail. This happens during a brief period that the black robot is flying with its back steadily facing the camera.

We believe the flapping wing motion likely reduces the dependency among the video frames. Hence the flapping wing motion completely fools the object detector YOLOv3 in two videos, and succeeds most of the time in the third video. During our experiment, we notice there exists other similar motion to reduce the dependency among video frames and make the object detector “blind”. For example, a man rolls a kayak with a paddle. As the kayak floats down the river and with the motion of the paddle, YOLOv3 cannot detect the man.

Certain motion, when designed properly, is able to fool the state-of-the-art object detector. Motion should be a critical part of a physical adversarial attack. Meanwhile we realize that developing algorithms to pair certain motion with a given object may be a more difficult task than developing attacks by adding minor perturbations.




Figure 6: Class with the highest score is Clock 0.58, by YOLOv3 trained on ImageNet 9000 classes.

When using YOLOv3 to label the extracted frames, it places a bounding box around an object. Whereas Inception V3 provides only probabilities for the top classes, the bounding box from YOLOv3 allows us to examine why YOLOv3 makes a mistake with a frame/image. Figure 6 shows a la-

¹<https://reddit.com/darknet/yolo/>

²<https://www.stat.purdue.edu/~xbw/bio-yolov3/>

beled frame. YOLOv3 only detects part of the wings of the white robot and labels that portion as a clock with score 0.58, due to the black dots painted on the wings. We notice the bounding box focuses on the black dots. Depending on which image classes are used in the training process of a DNN based AI, it chooses one of the matching classes and assigns it to the frame. Our experiments demonstrate that DNN cannot tell which is the correct object class among several matching classes. It is far less accurate than human recognition facing a complex object.

Conclusion

Based on the success of the experiment, we demonstrate that it is possible to design bio-inspired adversarial attack using moving physical objects. Future work includes a targeted attack to create the most effective camouflage. We believe for an attack to be most powerful, it should not simply compute a physical outfit targeting one specific AI. While attackers can launch unpredictable attacks to break an AI, defender can update and implement newer and more powerful learning algorithm at unpredictable times as well. Hence an effective physical attack must be able to break any AI systems, both present and future ones, and allow both moving and stationary objects to avoid being detected. An adversarial camouflage could be based on the surrounding environment. If an object operates in a complex environment, its physical appearance should allow it to melt into the background. If an object operates in a simple environment, its physical appearance can be designed to mimic a living organism.

At the same time, we realize there are objects with radically different appearances falling in one class, and there are hidden objects that can only be detected based on the subtle irregularities of its shape. AI needs to improve its capabilities, beyond simply increasing the size of its training data, to properly recognize and label such objects.

In our experiment, we use convolutional neural network (CNN) based YOLOv3 to detect the flying robots in the videos. YOLOv3 is not able to detect anything in the entire video, i.e., bounding box not present throughout the video. The flapping wing motion makes many frames blurry, and the object keeps turning and showing different side of its body in front of the camera. It may be the case that it is more difficult to locate a dense region in a blurry image/frame. Also a rapidly moving object makes it difficult to match the frames with a ground truth object. For future work, we could see if motion detection or frame control during the preprocessing stage could help to mitigate the threat of certain motions.

Many other state-of-the-art object detection systems are also based on the convolutional structure, such as R-FCN (Dai et al. 2016) and RetinaNet (Lin et al. 2018). Meanwhile currently most of the adversarial attacks and defenses target CNN based systems. It would be interesting to investigate whether Recurrent Neural Network (RNN) based vision systems are more robust to rapid motions, since RNN can go deep in the time domain. Note both attacking and defending RNN need to take into account of the sequential nature of the data (Papernot et al. 2016;

Rosenberg et al. 2019). Hence it is a different line of research compared with attacking and defending CNN based systems.

Acknowledgments

This paper is partially supported by Northrop Grumman Corp. and SAMSI GDRR 2019-2020 program.

References

- [Athalye et al. 2018] Athalye, A.; Engstrom, L.; Ilyas, A.; and Kwok, K. 2018. Synthesizing robust adversarial examples. In *Proceedings of the 35th International Conference on Machine Learning*, 284–293.
- [Biggio and Roli 2018] Biggio, B., and Roli, F. 2018. Wild patterns: Ten years after the rise of adversarial machine learning. *Pattern Recognition* 84:317–331.
- [Carlini and Wagner 2017] Carlini, N., and Wagner, D. 2017. Towards evaluating the robustness of neural networks. In *2017 IEEE Symposium on Security and Privacy (SP)*, 39–57.
- [Dai et al. 2016] Dai, J.; Li, Y.; He, K.; and Sun, J. 2016. R-fcn: Object detection via region-based fully convolutional networks.
- [Deng et al. 2009] Deng, J.; Dong, W.; Socher, R.; Li, L.-J.; Li, K.; and Fei-Fei, L. 2009. Imagenet: A large-scale hierarchical image database. In *2009 IEEE conference on computer vision and pattern recognition*, 248–255.
- [Eykholt et al. 2018] Eykholt, K.; Evtimov, I.; Fernandes, E.; Li, B.; Rahmati, A.; Xiao, C.; Prakash, A.; Kohno, T.; and Song, D. 2018. Robust physical-world attacks on deep learning visual classification. In *The IEEE Conference on Computer Vision and Pattern Recognition (CVPR)*, 1625–1634.
- [Floreano and Mattiussi 2008] Floreano, D., and Mattiussi, C. 2008. *Bio-inspired artificial intelligence: theories, methods, and technologies*. MIT press.
- [Goodfellow, Shlens, and Szegedy 2015] Goodfellow, I. J.; Shlens, J.; and Szegedy, C. 2015. Explaining and harnessing adversarial examples. In *International Conference on Learning Representations*, 1–12.
- [Kurakin et al. 2018] Kurakin, A.; Goodfellow, I.; Bengio, S.; Dong, Y.; Liao, F.; Liang, M.; Pang, T.; Zhu, J.; Hu, X.; Xie, C.; et al. 2018. Adversarial attacks and defenses competition. In *The NIPS'17 Competition: Building Intelligent Systems*. Springer. 195–231.
- [Kurakin, Goodfellow, and Bengio 2017] Kurakin, A.; Goodfellow, I.; and Bengio, S. 2017. Adversarial examples in the physical world. In *Proceedings of the 6th International Conference on Learning Representations (ICLR)*, 1–10.
- [Lin et al. 2018] Lin, T.-Y.; Goyal, P.; Girshick, R.; He, K.; and Dollar, P. 2018. Focal loss for dense object detection. *IEEE Transactions on Pattern Analysis and Machine Intelligence*.
- [Papernot et al. 2016] Papernot, N.; McDaniel, P. D.; Swami, A.; and Harang, R. 2016. Crafting adversarial input sequences for recurrent neural networks. In *Proceedings of*

the 35th IEEE Military Communications Conference (MIL-COM 2016), 49–54.

- [Redmon and Farhadi 2018] Redmon, J., and Farhadi, A. 2018. Yolov3: An incremental improvement. *arXiv preprint arXiv:1804.02767*.
- [Rosenberg et al. 2019] Rosenberg, I.; Shabtai, A.; Elovici, Y.; and Rokach, L. 2019. Defense methods against adversarial examples for recurrent neural networks.
- [Shao, Zhu, and Li 2014] Shao, L.; Zhu, F.; and Li, X. 2014. Transfer learning for visual categorization: A survey. *IEEE transactions on neural networks and learning systems* 26(5):1019–1034.
- [Sharif et al. 2016] Sharif, M.; Bhagavatula, S.; Bauer, L.; and Reiter, M. K. 2016. Accessorize to a crime: Real and stealthy attacks on state-of-the-art face recognition. In *Proceedings of the 2016 ACM SIGSAC Conference on Computer and Communications Security*, 1528–1540.
- [Szegedy et al. 2016] Szegedy, C.; Vanhoucke, V.; Ioffe, S.; Shlens, J.; and Wojna, Z. 2016. Rethinking the inception architecture for computer vision. In *Proceedings of the IEEE conference on computer vision and pattern recognition*, 2818–2826.
- [TensorFlow Github Directory] TensorFlow Github Directory. <https://github.com/tensorflow/models/tree/master/research/inception>.
- [Yuan et al. 2019] Yuan, X.; He, P.; Zhu, Q.; and Li, X. 2019. Adversarial examples: Attacks and defenses for deep learning. *IEEE transactions on neural networks and learning systems* 1–20.