

Transfer Learning in Information Criteria-based Feature Selection

Shaohan Chen

*School of Mathematical Sciences
Zhejiang University
Hangzhou 310027, China*

SHAOHAN_CHEN@ZJU.EDU.CN

Nikolaos V. Sahinidis

*H. Milton Stewart School of Industrial & Systems Engineering and
School of Chemical & Biomolecular Engineering
Georgia Institute of Technology
Atlanta, GA 30332, USA*

NIKOS@GATECH.EDU

Chuanhou Gao

*School of Mathematical Sciences
Zhejiang University
Hangzhou 310027, China*

GAOCHOU@ZJU.EDU.CN

Editor:

Abstract

This paper investigates the effectiveness of transfer learning based on Mallows' Cp. We propose a procedure that combines transfer learning with Mallows' Cp (TLCp) and prove that it outperforms the conventional Mallows' Cp criterion in terms of accuracy and stability. Our theoretical results indicate that, for any sample size in the target domain, the proposed TLCp estimator performs better than the Cp estimator by the mean squared error (MSE) metric in the case of orthogonal predictors, provided that i) the dissimilarity between the tasks from source domain and target domain is small, and ii) the procedure parameters (complexity penalties) are tuned according to certain explicit rules. Moreover, we show that our transfer learning framework can be extended to other feature selection criteria, such as the Bayesian information criterion. By analyzing the solution of the orthogonalized Cp, we identify an estimator that asymptotically approximates the solution of the Cp criterion in the case of non-orthogonal predictors. Similar results are obtained for the non-orthogonal TLCp. Finally, simulation studies and applications with real data demonstrate the usefulness of the TLCp scheme.

Keywords: Transfer learning, Feature selection, Mallows' Cp

1. Introduction

Machine learning technologies have been remarkably successful in many contemporary industrial applications. However, supervised machine learning algorithms, such as support vector machines, neural networks, and decision trees, are fundamentally limited because they demand large amounts of training samples to guarantee good performance (Bartlett and Mendelson, 2002). It is either expensive or impossible to collect a huge amount of data in many industrial applications (Hill, 1977; Buzzi-Ferraris and Manenti, 2010). Therefore,

it is important to investigate learning methods that perform well in small samples—or even when the dimension of the learning system is much larger than the number of training samples.

Over the past five decades, statisticians provided the following feature selection criteria, which continue to influence modern day machine learning algorithms: Akaike’s information criterion (Akaike, 1974), Mallows’ Cp (Mallows, 1973), the Bayesian information criterion (Schwarz et al., 1978), the Hannan-Quinn information criterion (Hannan and Quinn, 1979), and the risk inflation criterion (Foster and George, 1994). These criteria balance model accuracy and complexity, and are used to produce sparse algebraic models. Each of these feature selection criteria can be utilized via a mixed-integer programming (MIP) formulation. Cozad et al. (2014) recently developed the ALAMO approach, which implements these MIP formulations. ALAMO expands on feature selection criteria by considering a large set of explicit transformations from the original input variables in the models (Cozad et al., 2014, 2015; Wilson and Sahinidis, 2017). At the core of ALAMO is a nonlinear integer programming-based best subset selection technique, which relies on the global mixed-integer nonlinear programming solver BARON (Tawarmalani and Sahinidis, 2005). In addition to information criteria, score-based criteria (Fisher score, mutual information, maximum relevance minimum redundancy (mRMR) (Peng et al., 2005), etc.), cross-validation and statistical tests are all widely employed as feature selection criteria in practice (Borbourakis and Tsamardinos, 2019). Moreover, some machine learning-based criteria were proposed to enrich feature selection methods: an SVM-based method (Guyon et al., 2002) and a neural network-based methods (Steppe and Bauer Jr, 1997; Setiono and Liu, 1997). For an introduction to feature selection and review of methods in the context of supervised learning and unsupervised learning, we refer the reader to Friedman et al. (2001), Guyon and Elisseeff (2003) and Dy and Brodley (2004).

In addition to feature selection, another method to address the problem of insufficient data is transfer learning, which utilizes knowledge from similar tasks to overcome the shortage of data in a target domain. In this work, we embed transfer learning techniques into the widely used information criteria for feature selection and investigate the utility of the resulting approach.

Transfer learning (referred by some as multi-task learning¹) aims to improve learning performance of the target task by extracting (common) knowledge from the related source tasks. According to the type of knowledge that can be transferred, we can categorize transfer learning into four cases: instance-based (Dai et al., 2007), feature-representation-based (Argyriou et al., 2007), parameter-based (Evgeniou and Pontil, 2004) and relational domain-based (Mihalkova et al., 2007). For a review of transfer learning and how it works we refer the reader to Pan and Yang (2010). A large body of researchers have recently explored the benefits of transfer learning techniques both from an experimental and theoretical perspective. Barreto et al. (2017) showed that combining transfer learning with reinforcement learning frameworks can significantly enhance performance in navigation tasks. Transfer learning has also been successful for detection problems when integrated with deep convolu-

1. We use the term transfer learning to refer to techniques that pay attention to the learning performance on the target task alone, while we reserve the term multi-task learning when one wishes to learn both the source and target tasks as well as possible. We refer interested readers to Pan and Yang (2010) for a related discussion.

tional networks (Hoo-Chang et al., 2016; Wang et al., 2019). Many researchers proved that tighter generalization upper bounds can be achieved when transfer learning techniques are utilized (Baxter, 2000; Ando and Zhang, 2005; Maurer, 2006; Ben-David and Schuller, 2003). Maurer et al. (2013); Pontil and Maurer (2013) investigated the power of transfer learning techniques to manage the excess risk upper bounds. Kuzborskij and Orabona (2013) showed how transfer learning can help accelerate the convergence of the Leave-One-Out error to the generalization error.

The advantages of applying transfer learning techniques have led to studies in the context of feature selection. Combining transfer learning with LASSO can be beneficial to feature selection by sharing the same sparsity pattern across tasks (Obozinski et al., 2006; Yuan and Lin, 2006; Argyriou et al., 2007; Lounici et al., 2009; Liu et al., 2009; Zhang et al., 2010; Wang et al., 2016a). Lozano and Swirszcz (2012) presented a flexible LASSO-based feature selection framework combined with transfer learning, which can identify common and task-specific patterns across similar tasks. Jebara (2004) showed that incorporating transfer learning with SVM can be advantageous to identify relevant features. Helleputte and Dupont (2009) demonstrated that the common knowledge extracted by transfer learning is useful to guide feature selection in the target domain. Sugiyama et al. (2014) demonstrated that transfer learning can be used to discover causal features among similar networks.

Merely providing tighter upper error bounds is not enough to guarantee that a model selection technique coupled with transfer learning will perform better in real industrial applications with limited data, because these error bounds only make sense in large data size cases. It is still important to investigate how transfer learning affects feature selection and identify conditions under which transfer learning is superior to independent learning in the case of limited data. Our main goal is to investigate the effectiveness of transfer learning for feature selection. We expose parameter tuning rules and conditions under which transfer learning is guaranteed to outperform independent learning in the sense of both accuracy (i.e., leads to smaller mean squared error (MSE)) and stability (i.e., comes with higher probability to identify relevant features) under limited sample size.

We choose to combine the transfer learning technique of Evgeniou and Pontil (2004) with the popular information criterion Mallows' C_p , as a representative way to show that transfer learning can facilitate feature selection. The combined technique is referred to as TLC p and aims to provide a simple and accurate parameter estimation method in the small sample regime. We prove that, for any fixed sample size in the target domain, if the tasks in the target domain and source domain are similar enough and the tuning parameters are chosen to satisfy some explicit rules, then the orthogonal TLC p estimator is closer than C_p to the true regression coefficients in terms of the MSE measure. Moreover, based on the orthogonality assumption, we show that the TLC p estimator identifies important features with higher probabilities than the C_p estimator.

The main contributions of this paper are as follows. (1) For any sample size in the target domain, we derive an explicit parameters tuning rule so that the proposed TLC p procedure can outperform the independent learning (or original Mallows' C_p criterion) in terms of accuracy and stability under the orthogonality assumption. (2) Our simulation studies and experiments on three real data sets demonstrate the usefulness of the proposed TLC p framework in practical applications under the optimal tuning parameters. (3) We show that our analysis framework, which explores the efficiency of transfer learning, can be

extended to other feature selection criteria, such as the Bayesian information criterion. (4) We present a method for producing an estimator that can asymptotically approximate the solution of Mallows' Cp in the non-orthogonal design matrix case. Similarly, we identify an estimator to asymptotically approximate the non-orthogonal TLCp estimator.

The remainder of this paper is organized as follows. Section 2 introduces preliminaries of this paper, including the basic concepts of the information criteria and the transfer learning method. Section 3 theoretically analyzes the process of the orthogonal Cp for its ability to identify relevant features. Section 4 describes the basic framework of the TLCp method, and analyzes its ability to identify important features under the orthogonality assumption. Section 5 discusses extensions of the main ideas of this paper, including the computation of an estimator that can asymptotically approximate the solution of Mallows' Cp in the non-orthogonal case. Similarly, we identify an estimator to asymptotically approximate the non-orthogonal TLCp estimator. In the same section, we provide guidelines for practitioners on how to use the TLCp method. Section 6 describes the simulations conducted to illustrate some of our results. Section 7 verifies the effectiveness of the TLCp method by three real data experiments. Section 8 summarizes the main conclusions of this paper. To improve the readability of this paper, we provide all proofs and a summary of notations in the appendix.

2. Background

This section describes the paper's notation and assumptions. It also introduces the concepts behind Mallows' Cp and the transfer learning technique employed in the proposed TLCp model.

2.1 Preliminaries

Assume that the data set in the target domain consists of n samples $(x_1^i, x_2^i, \dots, x_k^i; y_i)$ for $i = 1, \dots, n$, each of which has k features and satisfies the following true but unknown relationship:

$$\mathbf{y} = \mathbf{X}\boldsymbol{\beta} + \boldsymbol{\varepsilon} \quad (1)$$

where $\mathbf{y} := (y_1, y_2, \dots, y_n)^\top$ are the responses, $\boldsymbol{\beta} := (\beta_1, \beta_2, \dots, \beta_k)^\top$ are the regression coefficients, $\mathbf{X} := (X_1, X_2, \dots, X_n)^\top = (W_1, W_2, \dots, W_k)$ is the design matrix, and $\boldsymbol{\varepsilon} := (\varepsilon_1, \varepsilon_2, \dots, \varepsilon_n)^\top$ are the prediction residuals each of which is Gaussian noise. Without loss of generality, we suppose $\varepsilon_i \sim \mathcal{N}(0, \sigma_1^2)$ for $i = 1, \dots, n$. Unless otherwise stated, we assume that the design matrix \mathbf{X} satisfies $\mathbf{X}^\top \mathbf{X} = n\mathbf{I}$, where \mathbf{I} is the identity matrix, and we refer to the regression problem under this condition as the orthogonal problem.

2.2 Mallows' Cp

Mallows' Cp is a model fitness metric that has been proposed for identifying a best subset of the regressors. The feature selection procedure based on this metric is defined as follows.

$$C_p = \min_{\mathbf{a}} \frac{(\mathbf{y} - \mathbf{X}\mathbf{a})^\top (\mathbf{y} - \mathbf{X}\mathbf{a})}{\hat{\sigma}_1^2} + 2p - n \quad (2)$$

where $\hat{\sigma}_1^2$ is an estimator of the true residual variance, σ_1^2 . For simplicity, we assume $\hat{\sigma}_1^2 \approx \sigma_1^2$. The non-negative integer p indicates the number of nonzero regressors in the regression model, which represents the model complexity. This principle helps to prevent over-fitting and achieve higher generalization performance compared to traditional regression methods (Friedman et al., 2001; Miyashiro and Takano, 2015), such as the ordinary least squares estimation. Additionally, using Cp can improve the interpretability of the resulting model and reduce the cost of measurements to obtain a good predictive model (Guyon and Elisseeff, 2003; Borboudakis and Tsamardinos, 2019).

The Mallows' Cp criterion can be viewed as a trade-off between the goodness-of-fit (i.e., the maximized log-likelihood) and complexity (i.e., the number of regressors) of the model. Other commonly used information criteria are: Akaike's information criterion (AIC) (Akaike, 1974), the Bayesian information criterion (BIC) (Schwarz et al., 1978), the Hannan-Quinn information criterion (HIC) (Hannan and Quinn, 1979), and the risk inflation criterion (RIC) (Foster and George, 1994). All these criteria have the same form but employ different model complexity penalties. Information criteria are closely related to cross-validation and statistical tests (Dziak et al., 2020). Information criteria can be optimized directly to obtain a best subset of the features. Alternatively, these criteria can be used within other feature selection algorithms to compare different models (Borboudakis and Tsamardinos, 2019).

Since Mallows' Cp can be viewed as a representative of the above almost identical feature selection criteria, we will use it to investigate the effectiveness of transfer learning. We conjecture that our framework to analyze transfer learning combined with Mallows' Cp can be easily generalized to other feature selection criteria. As indicated in Mallows (1973), the "minimum Cp" rule for selecting the best subset of the features for least-squares fitting should not be applied universally. We will identify conditions under which Mallows' Cp will fail to identify important features and why the transfer learning techniques will perform better under the orthogonality assumption.

2.3 Transfer Learning

Transfer learning aims to improve the learning of predictive functions in the target domain using the knowledge in the source domain (Pan and Yang, 2010), which includes transferring the knowledge of four categories: instances, features, parameters and relationships. In this paper, we focus on the parameter-based transfer learning technique presented by Evgeniou and Pontil (2004), which shares common knowledge extracted from the source tasks through parameters to be learned so as to improve the performance of Mallows' Cp criterion. Section 4 will show how this parameter-based transfer learning scheme can work well with information criteria.

We consider the following problem setting. There is one learning task from the source domain with data $\{(\tilde{x}_1^i, \tilde{x}_2^i, \dots, \tilde{x}_k^i; \tilde{y}_i)\}_{i=1}^m$, and another learning task from the target domain with data $\{(x_1^i, x_2^i, \dots, x_k^i; y_i)\}_{i=1}^n$. We enhance learning performance in the target domain by sharing common information with the learning task in the source domain.

Concretely, the transfer learning scheme built by Evgeniou and Pontil (2004) has the form:

$$\min_{\mathbf{v}_1, \mathbf{v}_2, \mathbf{w}_0} \sum_{i=1}^n \lambda_1 (y_i - \mathbf{w}_1^\top X_i)^2 + \sum_{i=1}^m \lambda_2 (\tilde{y}_i - \mathbf{w}_2^\top \tilde{X}_i)^2 + \frac{\lambda_3}{2} \sum_{t=1}^2 \|\mathbf{v}_t\|^2 + \gamma \|\mathbf{w}_0\|^2, \quad (3)$$

where $\mathbf{w}_1 = \mathbf{w}_0 + \mathbf{v}_1$ and $\mathbf{w}_2 = \mathbf{w}_0 + \mathbf{v}_2$ are the regression coefficients with respect to the tasks in the target domain and the source domain, respectively. \mathbf{w}_0 is a common parameter while $\mathbf{v}_1, \mathbf{v}_2$ are specific parameters for the source task and target task. The tuning parameters λ_1, λ_2 define the weights of the loss functions for the two domains, with $\lambda_1 > \lambda_2$ when focusing on the performance in the target domain. λ_3 and γ are two positive regularization parameters reflecting the importance of the individual and common parts of the models of the two tasks. When λ_3 approaches ∞ , which implies that $\mathbf{v}_1 = \mathbf{v}_2 = 0$, then the transfer learning scheme (3) treats the target and source tasks identically. When γ approaches ∞ , which means $\mathbf{w}_0 = 0$, then (3) reduces to learning the target and source tasks independently. In general, this transfer learning framework provides an elegant way to share knowledge among tasks through parameters. In Section 4, we combine this transfer learning technique (3) with the information criteria to improve feature selection.

2.4 Benefits of Combining Transfer Learning with Information Criteria

Intuitively, we can understand the advantage of applying transfer learning to feature selection as utilizing the common sparsity structure extracted from the related tasks to guide feature selection in the target domain.

In this work, the combination of the parameter-based transfer learning method with information criteria presents two advantages. First, the mathematical structure of information criteria allows us to carry a sparsity pattern across related tasks, thus facilitating feature selection in the target domain. Second, the parameter-based transfer learning framework provides an avenue to extract knowledge from similar tasks to improve the target task's learning. Therefore, we can expect that these two techniques will strengthen each other when we combine them.

Further, as shown later (in Section 4), one of the contributions of this work is to provide explicit rules to tune the hyper-parameters of the combined model. Based on the optimal tuning of the hyper-parameters, we can guarantee that the resulting model is superior to the independent model under some mild conditions. Although we focus on integrating the parameter-based transfer learning technique presented by Evgeniou and Pontil (2004) into Mallows' Cp, we can potentially extend our analysis framework to other feature selection criteria and other transfer learning methods.

The following section explains the reason behind embedding the transfer learning technique to Mallows' Cp criterion and analyzing the conditions under which Mallows' Cp will miss the right model.

3. Analysis of Mallows' Cp with Orthogonal Design

In this section, we exploit the ability of the orthogonal Mallows' Cp to identify important regressors. Later, we will investigate the case when Mallows' Cp is not recommended.

Without loss of generality, we turn to investigate the properties of the modified Mallows' Cp as follows.

$$\min_{\mathbf{a}} (\mathbf{y} - \mathbf{X}\mathbf{a})^\top (\mathbf{y} - \mathbf{X}\mathbf{a}) + \lambda \|\mathbf{a}\|_0 \quad (4)$$

where $\|\cdot\|_0$ denotes the ℓ_0 norm that refers to the number of nonzero components, and $\lambda > 0$ is a parameter used to balance the trade-off between model accuracy and complexity. In particular, when $\lambda = 2\hat{\sigma}_1^2$, this formula will reduce to the original Mallows' Cp. The resulting estimator of model (4) has the closed form in the orthogonal case.

Proposition 1 *The solution of the orthogonal Cp criterion (4) has the following form:*

$$\hat{a}_i = \begin{cases} \beta_i + \frac{W_i^\top \boldsymbol{\epsilon}}{n}, & \text{if } n \left(\beta_i + \frac{W_i^\top \boldsymbol{\epsilon}}{n} \right)^2 > \lambda \\ 0, & \text{otherwise} \end{cases} \quad (5)$$

for $i = 1, \dots, k$.

Proof The detailed proof of Proposition 1 can be found in Appendix C. ■

Proposition 1 clarifies the discrimination rule of the orthogonal Cp (4) in order to identify relevant features, which explains how the performance of the orthogonal Cp criterion is affected by the distribution of true regression coefficients. Remark 2 explains Proposition 1 from the viewpoint of the statistical hypothesis test.

Remark 2 *For each regression coefficient estimate, we construct the z -statistic, $z_i = \frac{r_i s_{\mathbf{y}}}{\sigma_1} - \frac{\sqrt{n}\beta_i}{\sigma_1}$, where r_i is the sample Pearson's correlation coefficient between the i -th feature and the response \mathbf{y} , $i = 1, \dots, k$. Under the null hypothesis that $\beta_i = 0$, or equivalently the population Pearson's correlation coefficient equals zero, the z -statistic follows the standard normal distribution. Then, Proposition 1 implies that using the orthogonal Cp criterion is equivalent to performing the statistical z -test for each feature with the significance level $\alpha_1(\lambda) = 2\phi(-\frac{\sqrt{\lambda}}{\sigma_1})$, where $\phi(u) = \int_{-\infty}^u \frac{1}{\sqrt{2\pi}} \exp\left\{-\frac{x^2}{2}\right\} dx$. Appendix A contains more details.*

Theorem 3 *The probability $Pr^{Cp}\{i\}$ that the orthogonal Cp selects the i -th feature in the regression model is*

$$\begin{aligned} Pr^{Cp}\{i\} &= \frac{\sqrt{n}}{\sqrt{2\pi}\sigma_1} \int_{nx^2 > \lambda} \exp\left\{-\frac{1}{2} \frac{(x - \beta_i)^2}{\frac{\sigma_1^2}{n}}\right\} dx \\ &= 1 - \int_{\frac{-\sqrt{n}\beta_i - \sqrt{\lambda}}{\sigma_1}}^{\frac{-\sqrt{n}\beta_i + \sqrt{\lambda}}{\sigma_1}} \frac{1}{\sqrt{2\pi}} \exp\left\{-\frac{x^2}{2}\right\} dx \end{aligned}$$

where $i = 1, \dots, k$.

Proof The detailed proof of Theorem 3 can be found in Appendix C. ■

According to Theorem 3, the probability of the orthogonal Cp procedure to select a feature is independent of whether or not the remaining features are chosen. We will also indicate (in Remark 4) that Theorem 3 corresponds to the power analysis for the z -statistic introduced in Remark 2. This fact inspires us to restudy the orthogonal Cp from the angle of statistical tests directly (see Appendix A). Additionally, if there is a feature whose regression coefficient equals zero, then by Theorem 3, we can estimate that the probability of the orthogonal Cp to select this irrelevant feature is approximately 0.16, if $\lambda = 2\sigma_1^2$. For this reason, practitioners often assign λ a large value in order to develop sparse models. However, if λ is too large, the orthogonal Cp will remove important features. Therefore, determining model parameters is a challenging task in machine learning research. Later, we will show (in Proposition 7) the advantage of using $\lambda = 2\sigma_1^2$ in the original Mallows' Cp in terms of MSE performance.

Remark 4 *When the i -th true regression coefficient $\beta_i \neq 0$, then the result in Theorem 3 corresponds to the power of the hypothesis test (with the null hypothesis $\beta_i = 0$, and the alternative hypothesis $\beta_i \neq 0$) concerning the z -statistic introduced in Remark 2, for $i = 1, \dots, k$. Therefore, based on Theorem 3, we can estimate the required sample size to achieve the desired power to detect some essential features, i.e., those with an effective size (absolute value of the corresponding regression coefficient) larger than a given threshold. Appendix A contains more details.*

Proposition 5 *Assume that for the j -th feature the coefficient β_j satisfies the equality $\beta_j^2 = \frac{2\sigma_1^2}{n}$ in the true regression model. If we set $\lambda = 2\sigma_1^2$, then the probability of the orthogonal Cp to select the j -th feature is $1 - [\phi(0) - \phi(-2\sqrt{2})]$, where $\phi(u) = \int_{-\infty}^u \frac{1}{\sqrt{2\pi}} \exp\left\{-\frac{x^2}{2}\right\} dx$.*

Proof The detailed proof of Proposition 5 can be found in Appendix C. ■

Proposition 5 reveals that the orthogonal Cp criterion can fail to identify important features whose true regression coefficients are near the *critical points* $\pm\sqrt{2/n}\sigma_1$, with probability 0.5. To further illustrate the importance of this problem, we will analyze two particular scenarios below. First, if the target data size n is very small, or the variance of noise σ_1^2 in the target domain is very large, this implies the importance of the feature whose coefficient takes the value of $\pm\sqrt{2/n}\sigma_1$. However, Proposition 5 indicates that the orthogonal Cp procedure will miss this feature with a probability of 0.5. Therefore, serious problems may arise in applications where the training data is often very limited and has large noise. Second, if the true regression model contains a large number of features with coefficients near $\pm\sqrt{2/n}\sigma_1$, there will inevitably be a large deviation between the orthogonal Cp estimator and the true estimator, since only half of these features will be chosen in this case. To demonstrate the importance of re-identifying these features, we conduct an experiment to compare the performances between the orthogonal Cp criterion and the orthogonal least squares method when there are *critical features* (which are defined as features whose coefficients are at or near the critical points) in the true regression model (see Figure 1). Later, we will expound on this problem.

To demonstrate the advantages of employing the L_0 -type penalty in the Cp criterion as opposed to the conventional least squares method, we calculate the MSE metric of the

orthogonal Cp estimator below. Based on this metric, we will investigate some key factors behind the MSE performance of the orthogonal Cp estimator.

Theorem 6 *The MSE measure of the estimator $\hat{\mathbf{a}}$ that minimizes the orthogonal Cp model in (4) can be calculated as follows.*

$$MSE(\hat{\mathbf{a}}) = \sum_{i=1}^k \left[\frac{\sigma_1^2}{n} + \int_{\frac{-\sqrt{n}\beta_i - \sqrt{\lambda}}{\sigma_1}}^{\frac{-\sqrt{n}\beta_i + \sqrt{\lambda}}{\sigma_1}} \left(\beta_i^2 - \frac{\sigma_1^2 x^2}{n} \right) \frac{1}{\sqrt{2\pi}} \exp \left\{ -\frac{x^2}{2} \right\} dx \right] \quad (6)$$

$$= \sum_{i=1}^k \left[\frac{\sigma_1^2}{n} + \frac{1}{\sqrt{2\pi}\sigma_1} \int_{(y + \sqrt{n}\beta_i)^2 < \lambda} \left(\beta_i^2 - \frac{1}{n} y^2 \right) \exp \left\{ -\frac{y^2}{2\sigma_1^2} \right\} dy \right] \quad (7)$$

Proof The detailed proof of Theorem 6 can be found in Appendix C. ■

After closely examining the second equality (7) in Theorem 6, we learn that utilizing the feature selection technique (or applying the L_0 penalty term on the regression coefficients in the Cp criterion) has the potential to decrease the MSE metric compared to the least squares method, even when the true regression model is not sparse. Furthermore, the MSE metric of the orthogonal least squares (LS) estimator is $\frac{k\sigma_1^2}{n}$ (which amounts to the case when $\lambda = 0$ in (7)) under our problem settings. Below, we show a theoretical advantage of setting $\lambda = 2\sigma_1^2$ in the original Cp criterion.

Proposition 7 *Let $f(x) := (\beta_i^2 - \frac{1}{n}x^2) \exp \left\{ -\frac{x^2}{2\sigma_1^2} \right\}$, where $x \in (-\infty, +\infty)$. Then, the global minimum points of $f(x)$ are $\pm \sqrt{n\beta_i^2 + 2\sigma_1^2}$. If we set $\lambda = 2\sigma_1^2$, then at least one of these two global minimizers belongs to the integral interval $(-\sqrt{n}\beta_i - \sqrt{\lambda}, -\sqrt{n}\beta_i + \sqrt{\lambda})$ in (7).*

Proof The detailed proof of Proposition 7 can be found in Appendix C. ■

Based on Proposition 7, we can expect to obtain a lower MSE of the orthogonal Cp estimator (7) by setting $\lambda = 2\sigma_1^2$ in (4), because of the inclusion of minimum points in the integral interval.

In general, the Cp criterion outperforms the least squares method under the sparse model assumption (based on the MSE value). This trend is consistent with our results in Theorem 6, where the integrand in (7) is negative if the corresponding regression coefficient is zero. However, we are more interested in the performance of the orthogonal Cp criterion in the presence of critical features in the true regression model.

To understand the MSE behavior of the orthogonal Cp criterion with critical features in the true regression model, we conduct a numerical experiment to compare the performances between the orthogonal Cp criterion and the orthogonal least squares method in the presence of critical features.

We generate data from $\mathbf{y} = \mathbf{X}\boldsymbol{\beta} + \boldsymbol{\varepsilon}$ as described previously ($\mathbf{X}^\top \mathbf{X} = n\mathbf{I}$), where each element of $\boldsymbol{\varepsilon} := (\varepsilon_1, \varepsilon_2, \dots, \varepsilon_n)^\top$ is a standard Gaussian noise. Let $\boldsymbol{\beta} = [1, -0.01, 0.2, -0.21,$

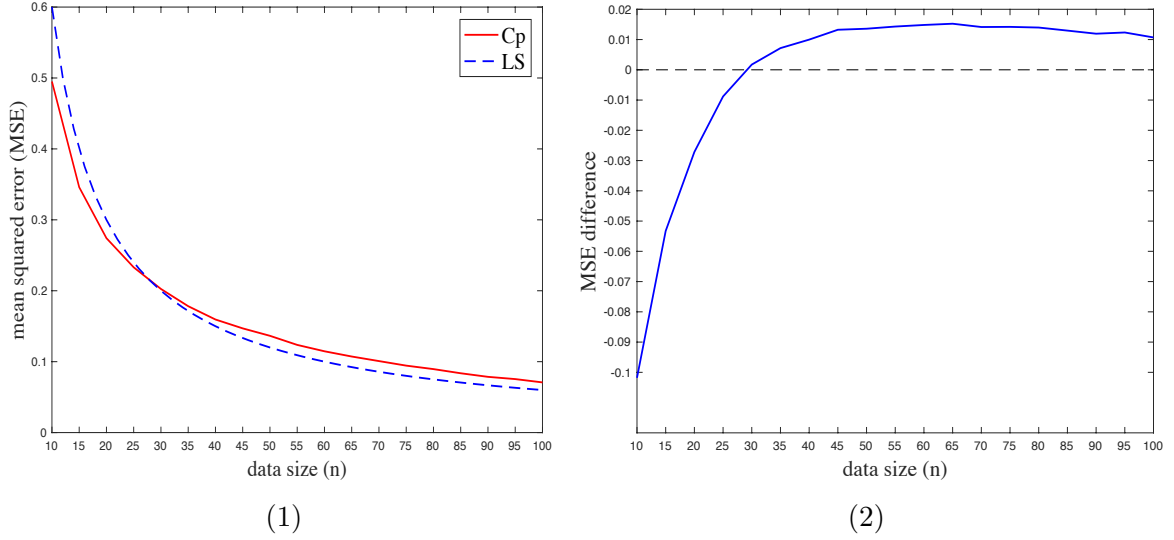


Figure 1: The MSE performance comparison between the Cp criterion and the least squares method in the presence of critical points in the true regression coefficients. Picture (1) shows an intersection point. Picture (2) depicts the difference between the MSE values of the orthogonal Cp estimator and the orthogonal least squares estimator.

$0.19, 0.02]^\top$ in which the third, fourth, fifth elements are at (or nearby) the critical points $\pm\sqrt{2\sigma_1^2/n}$ corresponding to the case when $n = 50$ and $\sigma_1 = 1$. We simulated data with $n = (10, 15, 20, 25, \dots, 90, 95, 100)$. For each sample size, we randomly simulated 5000 data sets, and applied the Cp and standard least squares method. In addition, we set the tuning parameter in the Cp model as $\lambda = 2$ (the logic behind this choice is found in Proposition 7). We see an intersection point of the two resulting MSE curves (see (1) in Figure 1). Beyond this point, the performance of the orthogonal Cp criterion no longer surpasses that of the least squares method. Moreover, the maximum difference between the MSE values of the orthogonal Cp estimator and orthogonal least squares estimator occurs at $n = 50$ (see picture (2) in Figure 1), which is consistent with our analysis and results.

As this section illustrates, failing to identify critical features can lead to poor MSE performance of the orthogonal Cp method. However, our analysis is based on the assumption that the size of available training data in the target domain n is small. In this case, ignoring the critical features is inappropriate, as these features may have a significant impact on the MSE value. Therefore, our aim is to ameliorate this problem by incorporating transfer learning into the Cp criterion (referred to as TLCp hereafter). Intuitively, we can expect the orthogonal TLCp estimator to get a lower MSE value if it helps re-identify the critical features.

4. TLCp Approach for Feature Selection

In this section, we begin to describe the developed TLCp model, which provides a remedy to the disadvantage of the Cp criterion. However, the proposed TLCp scheme is not simply a combination of two learning methods. Rather, we will show that the proposed orthog-

onal TLCp model has the potential to outperform the orthogonal Cp (4) in virtue of the embedded transfer learning technique. Specifically, our results prove the superiority of the orthogonal TLCp method in both stability (with respect to feature selection) and accuracy (in terms of MSE measure), when the tuning parameters are chosen based on explicit rules that we provide.

4.1 Transfer Learning with Mallows' Cp

Before introducing our proposed TLCp learning framework, we will first illustrate the corresponding problem setting. In addition to the training set $\{(x_1^i, x_2^i, \dots, x_k^i; y_i)\}_{i=1}^n$ for the target regression task previously mentioned, there are several source domains in which the corresponding tasks are similar to the target. Our intuitive motivation is to borrow (common) knowledge from the source tasks for enhancing the prediction capacity of the target task. Here, without loss of generality, we only consider one source task. The TLCp with more than two tasks (abbreviated as "general TLCp") will be discussed in Appendix B.

Specifically, we define the source training set as $\{(\tilde{x}_1^i, \tilde{x}_2^i, \dots, \tilde{x}_k^i; \tilde{y}_i)\}_{i=1}^m$, which are i.i.d. sampled from the true but unknown relation $\tilde{\mathbf{y}} = \tilde{\mathbf{X}}(\boldsymbol{\beta} + \boldsymbol{\delta}) + \boldsymbol{\eta}$, where $\tilde{\mathbf{y}} := (\tilde{y}_1, \tilde{y}_2, \dots, \tilde{y}_m)^\top$, $\boldsymbol{\delta} := (\delta_1, \delta_2, \dots, \delta_k)^\top$ quantifies the dissimilarity between the target task and the source task, and $\tilde{\mathbf{X}} := (\tilde{X}_1, \tilde{X}_2, \dots, \tilde{X}_m)^\top = (\tilde{W}_1 \tilde{W}_2 \dots \tilde{W}_k)$ is the design matrix for the source task. We also denote the residual vector as $\boldsymbol{\eta} := (\eta_1, \eta_2, \dots, \eta_m)^\top$, where $\eta_i \sim \mathcal{N}(0, \sigma_2^2)$ for $i = 1, \dots, m$.

Now, we can begin to build the TLCp model, which is obtained naturally by embedding the transfer learning technique (3) into Mallows' Cp criterion (4), resulting in the following model:

$$\min_{\mathbf{v}_1, \mathbf{v}_2, \mathbf{w}_0} \sum_{i=1}^n \lambda_1 (y_i - \mathbf{w}_1^\top X_i)^2 + \sum_{i=1}^m \lambda_2 (\tilde{y}_i - \mathbf{w}_2^\top \tilde{X}_i)^2 + \frac{1}{2} \sum_{t=1}^2 \mathbf{v}_t^\top \boldsymbol{\lambda}_3 \mathbf{v}_t + \lambda_4 \bar{p}, \quad (8)$$

where $\mathbf{w}_1 = \mathbf{w}_0 + \mathbf{v}_1$, $\mathbf{w}_2 = \mathbf{w}_0 + \mathbf{v}_2$ are the regression coefficients of the learning tasks in the target domain and the source domain, respectively. \mathbf{w}_0 is a common parameter used to share information between two tasks, while $\mathbf{v}_1, \mathbf{v}_2$ are individual parameters for the source task and target task, respectively. Moreover, the non-negative integer \bar{p} in (8) indicates the number of regressors to be selected in the regression problem either in the target task or source task. We can also see how minimizing the objective function in (8) implicitly forces these two tasks to identify the same best subset jointly. In view of this, \bar{p} already quantifies the model complexity to be reduced, so we omit the regularization term $\|\mathbf{w}_0\|$ originating from (3). For each task, the designed $\boldsymbol{\lambda}_3 := \text{diag}(\lambda_3^1, \dots, \lambda_3^k)$ is a parameter matrix. Each element of this matrix reflects the significance of the individual part of a regression coefficient for each feature. More specifically, an element of $\boldsymbol{\lambda}_3$ indicates the degree of relatedness of the target and source tasks for the corresponding feature (this point can be checked in Corollary 15). In the extreme case where every attribute of the parameter matrix $\boldsymbol{\lambda}_3$ is ∞ and $\lambda_1 = \lambda_2$, then the proposed TLCp paradigm is equivalent to the "aggregate Cp criterion." In that case, the Cp problem is trained on the whole dataset formed by combining data for all tasks. When every element of $\boldsymbol{\lambda}_3$ is 0, then the corresponding TLCp scheme shares no parameters; it only shares the sparsity of tasks.

The point of developing the TLCp procedure by integrating the transfer learning technique with the Cp criterion is to enhance the capacity of the original Cp to execute feature selection reliably even when the target data size n is very small. Furthermore, we are interested in understanding the interaction between the transfer learning algorithm and the feature selection criteria. In general, a brute combination of two learning procedures is not guaranteed to have better performance than the individual models, unless the tuning parameters are well-chosen. Therefore, we aim to derive a parameters tuning rule for the orthogonal TLCp procedure, so as to guarantee improved performance for any sample size n in the target domain.

4.2 Estimator of Orthogonal TLCp Approach

Similarly to the analysis of the orthogonal Cp, we can now derive in closed form the resulting estimator of the TLCp model (8) under the orthogonality assumption. This estimator will be referred to as the orthogonal TLCp estimator hereafter. As we focus on the learning task in the target domain, only the expression of the estimator for the target task will be shown in the following Proposition.

Proposition 8 *The estimated regression coefficients for the target learning task in the TLCp model has the expression below, if the conditions $\mathbf{X}^\top \mathbf{X} = nI$ and $\tilde{\mathbf{X}}^\top \tilde{\mathbf{X}} = mI$ hold.*

$$\hat{w}_1^i = \begin{cases} \beta_i + D_1^i \delta_i + (1 - D_1^i) \frac{1}{n} W_i^\top \boldsymbol{\varepsilon} + D_1^i \frac{1}{m} \tilde{W}_i^\top \boldsymbol{\eta}, & \text{if } A_i H_i^2 + B_i Z_i^2 + C_i J_i^2 > \lambda_4 \\ 0, & \text{otherwise} \end{cases} \quad (9)$$

for $i = 1, \dots, k$, where $A_i = \frac{4\lambda_1 \lambda_2^2 m^2 n}{4\lambda_1 \lambda_2 m n + m \lambda_2 \lambda_3^i + n \lambda_1 \lambda_3^i}$, $B_i = \frac{4\lambda_2 \lambda_1^2 m n^2}{4\lambda_1 \lambda_2 m n + m \lambda_2 \lambda_3^i + n \lambda_1 \lambda_3^i}$, $C_i = \frac{\lambda_3^i}{4\lambda_1 \lambda_2 m n + m \lambda_2 \lambda_3^i + n \lambda_1 \lambda_3^i}$ and $D_1^i = \frac{\lambda_2 \lambda_3^i}{4\lambda_1 \lambda_2 n + \lambda_2 \lambda_3^i + \frac{n}{m} \lambda_1 \lambda_3^i}$ are determined by parameters $\lambda_1, \lambda_2, \lambda_3^i$. Above, $H_i := \beta_i + \delta_i + \frac{1}{m} \tilde{W}_i^\top \boldsymbol{\eta}$, $Z_i := \beta_i + \frac{1}{n} W_i^\top \boldsymbol{\varepsilon}$ and $J_i := m \lambda_2 H_i + n \lambda_1 Z_i$ are random variables which arise due to the noises contained in responses y_i and \tilde{y}_i for the target and source tasks, $i = 1, \dots, k$.

Proof The detailed proof of Proposition 8 can be found in Appendix C. ■

Proposition 8 demonstrates that whether a feature is selected by the orthogonal TLCp procedure depends not only on the data in the target domain (i.e., Z_i) but also on the knowledge extracted from the source data (i.e., H_i).

The proposed orthogonal TLCp model reduces to the orthogonal Cp in the special case of $\lambda_2 = 0$. Although the expression of solution (9) for the orthogonal TLCp is far more complicated than that of the orthogonal Cp, the expressions of these two estimators share a “similar” structure. This observation leads us to explore the essential relationships between these two learning frameworks.

4.3 Stability Analysis of Orthogonal TLCp in Feature Selection

In this section, we show the proposed orthogonal TLCp method’s advantages over the orthogonal Cp criterion in terms of feature selection, by analyzing the probability of the

proposed orthogonal TLCp estimator to select every relevant feature in the learned regression model.

Theorem 9 *The probability $Pr^{TLCp}\{i\}$ of the orthogonal TLCp to select the i -th feature in the regression model can be calculated as follows.*

$$Pr^{TLCp}\{i\} = Pr \left\{ \left(2 - \frac{Q_i}{\sqrt{M_i N_i}} \right) \left[\frac{\sqrt{M_i} H_i + \sqrt{N_i} Z_i}{2} \right]^2 + \left(2 + \frac{Q_i}{\sqrt{M_i N_i}} \right) \left[\frac{\sqrt{N_i} Z_i - \sqrt{M_i} H_i}{2} \right]^2 > \lambda_4 \right\} \quad (10)$$

$$= \frac{\sqrt{mn}}{\pi \sigma_1 \sigma_2 \sqrt{M_i N_i}} \iint \left(2 - \frac{Q_i}{\sqrt{M_i N_i}} \right) x^2 + \left(2 + \frac{Q_i}{\sqrt{M_i N_i}} \right) y^2 > \lambda_4 \exp \left\{ -\frac{1}{2} \left[\frac{n}{N_i \sigma_1^2} (x + y - \sqrt{N_i} \beta_i)^2 + \frac{m}{M_i \sigma_2^2} (x - y - \sqrt{M_i} (\beta_i + \delta_i))^2 \right] \right\} dx dy \quad (11)$$

for $i = 1, \dots, k$, where we define $D_1^i = \frac{\lambda_2 \lambda_3^i}{4\lambda_1 \lambda_2 n + \lambda_2 \lambda_3^i + \frac{n}{m} \lambda_1 \lambda_3^i}$, $D_2^i = \frac{\lambda_1 \lambda_3^i}{4\lambda_1 \lambda_2 m + \lambda_1 \lambda_3^i + \frac{m}{n} \lambda_2 \lambda_3^i}$, $D_3^i = \frac{2\lambda_1 \lambda_2}{4\lambda_1 \lambda_2 + \frac{1}{n} \lambda_2 \lambda_3^i + \frac{1}{m} \lambda_1 \lambda_3^i}$, $\tilde{D}^i = \lambda_1 n (D_1^i)^2 + \lambda_2 m (D_2^i)^2 + \lambda_3^i (D_3^i)^2$, $M_i = -\tilde{D}^i + \lambda_2 m$, $N_i = -\tilde{D}^i + \lambda_1 n$ and $Q_i = -2\tilde{D}^i$. Also, $H_i = \beta_i + \delta_i + \frac{1}{m} \tilde{W}_i^\top \boldsymbol{\eta}$, $Z_i = \beta_i + \frac{1}{n} W_i^\top \boldsymbol{\varepsilon}$ are two random variables which are the same as those given by Theorem 8, where $i = 1, \dots, k$.

Proof The detailed proof of Theorem 9 can be found in Appendix C. ■

Theorem 9 reveals the factors that determine whether or not a variable is selected using the proposed TLCp method. We observe that the probability of the orthogonal TLCp to identify a feature (10) reduces to the corresponding result for the orthogonal Cp when $\lambda_1 = 1$, $\lambda_2 = 0$ and $\lambda_4 = \lambda$ (λ is a tuning parameter of the original Cp criterion (4)). Notice that the probability of the orthogonal Cp to select the i -th feature can be rewritten as $Pr \{nZ_i^2 > \lambda\}$ for $i = 1, \dots, k$, so that the formula (10) in Theorem 9 is an extension of the result in Theorem 3.

In the following section, we explore the benefits of incorporating transfer learning in Cp, by comparing the ability of the orthogonal TLCp estimator to identify relevant features with that of the orthogonal Cp estimator. Toward this goal, we derive an upper bound on the probability of the orthogonal TLCp estimator to select a feature (in Corollary 10), so that it shares a “similar” structure with the orthogonal Cp estimator presented in Theorem 3.

Corollary 10 *The probability $Pr^{TLCp}\{\bar{i}\}$ of the orthogonal TLCp procedure to miss the i -th feature in the learned regression model satisfies the following relationship*

$$Pr^{TLCp}\{\bar{i}\} \leq \frac{\sqrt{2}}{\sqrt{\pi} \sigma_1} \int_{4y^2 < \frac{4\lambda_4 \sigma_1^2 G_i^2}{2 - \frac{Q_i}{\sqrt{M_i N_i}}}} \exp \left\{ -\frac{1}{2\sigma_1^2} \left[2y - G_i(\sqrt{M_i} + \sqrt{N_i})\sigma_1 \beta_i - G_i \sqrt{M_i} \sigma_1 \delta_i \right]^2 \right\} dy, \quad (12)$$

where $G_i = \sqrt{\frac{mn}{nM_i\sigma_2^2 + mN_i\sigma_1^2}}$, and the equality holds if the dissimilarity between the tasks from target domain and source domain with respect to the i -th feature is zero, that is $\delta_i = 0$ for $i = 1, \dots, k$. Above, M_i, N_i are from Theorem 9 for $i = 1, \dots, k$.

Proof The detailed proof of Corollary 10 can be found in Appendix C. ■

Corollary 10 establishes a bridge to find the correlations between the TLCp and Cp estimators under the orthogonality assumption. Remark 11 helps us understand this point.

Remark 11 To provide an intuitive guidance for deriving a parameters tuning rule of the orthogonal TLCp procedure, we rewrite the result of Theorem 3 as follows,

$$Pr^{Cp}\{\bar{i}\} = 1 - Pr^{Cp}\{i\} = \frac{\sqrt{n}}{\sqrt{2\pi}\sigma_1} \int_{nx^2 < \lambda} \exp\left\{-\frac{1}{2} \frac{(x - \beta_i)^2}{\frac{\sigma_1^2}{n}}\right\} dx.$$

Furthermore, let $y = \frac{\sqrt{n}}{2}x$ and substitute it into the formula above to obtain

$$Pr^{Cp}\{\bar{i}\} = \frac{\sqrt{2}}{\sqrt{\pi}\sigma_1} \int_{4y^2 < \lambda} \exp\left\{-\frac{(2y - \sqrt{n}\beta_i)^2}{2\sigma_1^2}\right\} dy,$$

which is “similar” to (12) in Corollary 10.

In light of these observations, we have now accumulated sufficient information to theoretically derive the conditions under which the resulting orthogonal TLCp procedure will outperform the orthogonal Cp by re-identifying some important features in the regression model that may be missed by the orthogonal Cp criterion.

Theorem 12 Consider the ℓ -th feature with true regression coefficient $\beta_\ell \neq 0$. The probability of the orthogonal TLCp to identify this feature will be strictly larger than that of the orthogonal Cp, if the tuning parameters of the orthogonal TLCp procedure $\lambda_1, \lambda_2, \lambda_3^\ell, \lambda_4$ are chosen to satisfy the conditions

$$(1) \quad |\sqrt{n}\beta_\ell| < |G_\ell\sigma_1| \cdot \left| (\sqrt{M_\ell} + \sqrt{N_\ell})\beta_\ell + \sqrt{M_\ell}\delta_\ell \right|, \quad (13)$$

$$(2) \quad \lambda_4 = \min_{i \in \{1, \dots, k\}} \left\{ \frac{\lambda \left(2 - \frac{Q_i}{\sqrt{M_i N_i}} \right)}{4\sigma_1^2 (G_i)^2} \right\} \quad (14)$$

where λ is the tuning parameter of the original Cp criterion (4), and $M_\ell, N_\ell, Q_\ell, G_\ell$ are functions of $\lambda_1, \lambda_2, \lambda_3^\ell$ as introduced in Theorem 9.

Proof The detailed proof of Theorem 12 can be found in Appendix C. ■

Theorem 12 guarantees a set of good parameters to make the orthogonal TLCp superior to the orthogonal Cp in terms of feature selection. Specifically, this result shows that the TLCp estimator will be more stable than the orthogonal Cp estimator when identifying

all relevant features (whose regression coefficients are non-zero). There is a higher chance for the orthogonal TLCp to identify these features when the tuning parameters satisfy the inequalities (13) and (14). However, inequalities (13) and (14), provided by Theorem 12, cannot be used as the explicit rules for tuning the parameters of the TLCp model, since the true regression coefficients are unknown.

To demonstrate the crucial role that Theorem 12 played in this paper, Corollary 15 will show that, based on the result of Theorem 12, we can derive an explicit rule to tune the parameters of the orthogonal TLCp model. This way, the resulting estimator will not only perform better in terms of identifying important features, but also have the potential to achieve a lower MSE metric.

4.4 MSE Metric of Orthogonal TLCp Estimator

In this section, we compare the proposed orthogonal TLCp estimator against the orthogonal Cp estimator in terms of the MSE measure. To do that, we will explore the correlations between the MSE metric of the estimator induced from the orthogonal TLCp and orthogonal Cp procedures. We will begin by calculating the MSE measure of the orthogonal TLCp estimator.

Theorem 13 *The MSE measure of the orthogonal TLCp estimator $\hat{\mathbf{w}}_1$ can be represented as follows.*

$$\begin{aligned} & \text{MSE}(\hat{\mathbf{w}}_1) \\ &= \sum_{i=1}^k \left\{ \mathbb{E}[(\bar{M}_i U_i + \bar{N}_i V_i + \beta_i)^2] + \right. \\ & \quad \left. \iint \left(2 - \frac{Q_i}{\sqrt{M_i N_i}} \right) x^2 + \left(2 + \frac{Q_i}{\sqrt{M_i N_i}} \right) y^2 < \lambda_4 \left[\beta_i^2 - (\bar{M}_i x + \bar{N}_i y + \beta_i)^2 \right] p(U_i = x, V_i = y) dx dy \right\}, \end{aligned} \quad (15)$$

where

- $\bar{M}_i = \frac{\sqrt{M_i} - \sqrt{N_i}}{\sqrt{M_i N_i}} D_1^i - \frac{1}{\sqrt{N_i}}$, $\bar{N}_i = \frac{\sqrt{M_i} + \sqrt{N_i}}{\sqrt{M_i N_i}} D_1^i - \frac{1}{\sqrt{N_i}}$ are determined by M_i, N_i, D_1^i as introduced Theorem 9, for $i = 1, \dots, k$.
- $U_i = \frac{\sqrt{M_i} H_i + \sqrt{N_i} Z_i}{2}$, $V_i = \frac{-\sqrt{M_i} H_i + \sqrt{N_i} Z_i}{2}$ are two random variables related to H_i, Z_i in Theorem 9, for $i = 1, \dots, k$.
- $p(U_i = x, V_i = y) = T_i \exp \left\{ -\frac{1}{2} \left[\frac{n(x + y - \sqrt{N_i} \beta_i)^2}{N_i \sigma_1^2} + \frac{m(x - y - \sqrt{M_i}(\beta_i + \delta_i))^2}{M_i \sigma_2^2} \right] \right\}$ is the joint density distribution for U_i, V_i , and $T_i = \frac{\sqrt{mn}}{\pi \sigma_1 \sigma_2 \sqrt{M_i N_i}}$, for $i = 1, \dots, k$.

Proof The detailed proof of Theorem 13 can be found in Appendix C. ■

The MSE metric of the orthogonal TLCp estimator $\hat{\mathbf{w}}_1$ shares a similar structure with that of the orthogonal Cp estimator $\hat{\mathbf{a}}$ being the summation of two terms. The first one represents the MSE measure of the estimator obtained by combining the orthogonal least squares method with transfer learning (LSTL), and the second one implies the potential

reduction of the MSE value that benefited from the feature selection technique (or the inclusion of regularization term \bar{p} in the LSTL). Formula (15) reduces to the MSE metric of the orthogonal LSTL estimator if $\lambda_4 = 0$. In this case, only the first term exists.

4.5 Parameters Tuning for Orthogonal TLCp

In this section, we formally derive an explicit parameters rule of the orthogonal TLCp model, such that the resulting estimator will outperform the orthogonal Cp estimator in both accuracy and stability.

As illustrated above, the first summation term of formula (15), $\sum_{i=1}^k \mathbb{E}[(\bar{M}_i U_i + \bar{N}_i V_i + \beta_i)^2]$, is the exact MSE value of the orthogonal LSTL estimator. First, we will investigate the advantage of using the transfer learning technique in the context of the simple least squares method (in Proposition 14), by exploiting whether there exists an explicit rule to tune the parameters $\lambda_1, \lambda_2, \lambda_3^i$, such that the resulting value of the term $\sum_{i=1}^k \mathbb{E}[(\bar{M}_i U_i + \bar{N}_i V_i + \beta_i)^2]$ can be minimized and become less than $k\sigma_1^2/n$ (the MSE value of orthogonal LSTL estimator).

Proposition 14 *Let the parameters of the orthogonal TLCp procedure be set as $\lambda_1^* = \sigma_2^2, \lambda_2^* = \sigma_1^2, \lambda_3^{i*} = \frac{4\sigma_1^2\sigma_2^2}{\delta_i^2}$, for $i = 1, \dots, k$. Then, we guarantee that $\sum_{i=1}^k \mathbb{E}[(\bar{M}_i^* U_i^* + \bar{N}_i^* V_i^* + \beta_i)^2]$ is minimized and less than $k\sigma_1^2/n$ (the MSE value of orthogonal LSTL estimator). Here $\bar{M}_i^*, \bar{N}_i^*, U_i^*, V_i^*$ represent the corresponding values of $\bar{M}_i, \bar{N}_i, U_i, V_i$ after substituting $\lambda_1^*, \lambda_2^*, \lambda_3^{i*}$ for $i = 1, \dots, k$ in the expressions of Theorem 13.*

Proof The detailed proof of Proposition 14 can be found in Appendix C. ■

Theorem 12 guaranteed the existence of a set of good parameters of the orthogonal TLCp model, such that it can outperform the orthogonal Cp criterion in feature selection. Below, we explicitly provide a parameters tuning rule of the orthogonal TLCp procedure (based on the result of Proposition 14) to achieve this goal.

Corollary 15 *For any relevant feature, say t -th, whose corresponding true regression coefficient $\beta_t \neq 0$, set the parameters of orthogonal TLCp model as $\lambda_1^* = \sigma_2^2, \lambda_2^* = \sigma_1^2, \lambda_3^{t*} = \frac{4\sigma_1^2\sigma_2^2}{\delta_t^2}$ and $\lambda_4^* = \min_{i \in \{1, \dots, k\}} \left\{ \lambda \left(2 - \frac{Q_i^*}{\sqrt{M_i^* N_i^*}} \right) / 4\sigma_1^2 (G_i^*)^2 \right\}$, where $M_t^*, N_t^*, Q_t^*, G_t^*$ are obtained by substituting $\lambda_1^*, \lambda_2^*, \lambda_3^{t*}$ into the expressions of M_t, N_t, Q_t, G_t that was previously introduced. Then, there is a constant $\kappa(\sigma_1, \sigma_2, m, n) > 0$, such that the probability of the orthogonal TLCp to select the t -th feature will be strictly higher than that of the orthogonal Cp, provided that $|\delta_t| \leq \kappa$.*

Proof The detailed proof of Corollary 15 can be found in Appendix C. ■

Corollary 15 realizes the parameters tuning rule given by Theorem 12. Specifically, it reveals that when the dissimilarity of the tasks from the target domain and source domain δ_t , with regards to any relevant feature, is upper bounded by the constant κ , then we can find a set of good parameters. Based on these parameters, the resulting orthogonal TLCp

estimator can outperform the orthogonal Cp estimator in identifying all relevant features and potentially get a lower MSE measure. Moreover, when $\delta = \mathbf{0}$, meaning the target and source tasks overlap (in this case, $\lambda_1^* = \sigma_2^2, \lambda_2^* = \sigma_1^2, \lambda_3^{t*} = \infty$, for $t = 1, \dots, k$, and $\lambda_4^* = 2\sigma_1^2\sigma_2^2$ (where we assume $\lambda = 2\sigma_1^2$), and the infinity of each λ_3^t leads to the vanishment of \mathbf{v}_1 and \mathbf{v}_2 in the TLCp model (8)), the resulting TLCp procedure will reduce to Mallows' Cp. This particular scenario illustrates the reasonableness of the proposed criteria for tuning parameters. For simplicity, we set $\lambda = 2\sigma_1^2$ hereinafter.

Proposition 16 will validate another advantage of the proposed orthogonal TLCp: it improves the problem of the orthogonal Cp, which removes critical features with probability 0.5 to some extent.

Proposition 16 *For any critical feature (say the γ -th) whose true regression coefficient satisfies the equality $\beta_\gamma^2 = \frac{2\sigma_1^2}{n}$, the probability of the orthogonal TLCp to identify this feature is $1 - \left[\phi\left(\sqrt{2} - \sqrt{\frac{2(n+m)}{n}}\right) - \phi\left(-\sqrt{2} - \sqrt{\frac{2(n+m)}{n}}\right) \right]$, if $\delta_\gamma = 0$, $\sigma_1 = \sigma_2$ and the parameters of orthogonal TLCp, and $\lambda_1, \lambda_2, \lambda_3^i, \lambda_4$ ($i = 1, \dots, k$) are tuned based on Corollary 15, where $\phi(u) = \int_{-\infty}^u \frac{1}{\sqrt{2\pi}} \exp\left\{-\frac{x^2}{2}\right\} dx$.*

Proof The detailed proof of Proposition 16 can be found in Appendix C. ■

To quantitatively understand the advantages of the orthogonal TLCp over the orthogonal Cp for identifying critical features, we focus on the particular scenario of $n = m$ in Proposition 16. In fact, when model parameters are tuned based on the rule given by Corollary 15, then the probability of the orthogonal TLCp to select critical features will be strictly higher than 0.5 and up to $1 - [\phi(\sqrt{2} - 2) - \phi(-\sqrt{2} - 2)] \approx 0.72$, provided that the task dissimilarity δ_γ is sufficiently small, which reflects the superiority of the proposed TLCp model.

Although the conclusion of Proposition 16 is proven by assuming $\delta_\gamma = 0$, the experimental results (in Figure 3, Subsection 6.1) show that this limitation can be relaxed to some extent, and the resulting orthogonal TLCp estimator can still perform better than the orthogonal Cp estimator when identifying critical features.

In the following remark, we will investigate the performance of the orthogonal TLCp procedure for situations where superfluous features are found in the true regression model.

Remark 17 *We set $\lambda = 2\sigma_1^2$. If the s -th feature in the true regression model is superfluous (that is, its true regression coefficient satisfies $\beta_s = 0$), then the probability of the orthogonal TLCp procedure to select the superfluous feature is approximately equal to that of the orthogonal Cp, if the task dissimilarity measure δ_s with respect to the s -th feature is sufficiently small and the tuning parameters of orthogonal TLCp model $\lambda_1, \lambda_2, \lambda_3^i, \lambda_4$ ($i = 1, \dots, k$) are tuned based on Corollary 15. This argument is easily verified by combining the results of Corollaries 10 and 15, and comparing them to the result in Theorem 3.*

Remark 17 indicates the possibility (with some probability) for the orthogonal TLCp to select superfluous features even when model parameters are tuned, based on the rule given by Corollary 15. This phenomenon is due to the inherent drawback of the orthogonal

Cp, on which the proposed TLCp is based. Since other information criteria, such as BIC, may be able to better address the problem of selecting redundant features (Dziak et al., 2020), we may be able to mitigate this problem at least to some extent by applying transfer learning to other information criteria. We leave this issue for future work.

Remark 18 below builds a connection between the orthogonal TLCp procedure (when $\delta = \mathbf{0}$) and the statistical tests, which also facilitates understanding of the advantages of the TLCp procedure over the Cp criterion.

Remark 18 *For the i -th feature, using the orthogonal TLCp (with its parameters tuned optimally based on the rules in Corollary 15) to decide whether to select it or not amounts to implementing a chi-squared test with respect to the statistic $A_i H_i^2 + B_i Z_i^2 + C_i J_i^2$ for the significance level $\alpha_3 = 1 - F(2; 1) (\approx 0.16)$ and the power $1 - \tilde{\gamma}$ in the special case of $\delta_i = 0$. $F(2; 1)$ is the cumulative distribution function of the chi-squared distribution with 1 degree of freedom at value 2, $\tilde{\gamma} = \phi\left(\sqrt{2} - \frac{\sqrt{m\sigma_1^2 + n\sigma_2^2}\beta_i}{\sigma_1\sigma_2}\right) - \phi\left(-\sqrt{2} - \frac{\sqrt{m\sigma_1^2 + n\sigma_2^2}\beta_i}{\sigma_1\sigma_2}\right)$, and $A_i = \frac{4\lambda_1\lambda_2^2m^2n}{4\lambda_1\lambda_2mn+m\lambda_2\lambda_3+n\lambda_1\lambda_3^i}$, $B_i = \frac{4\lambda_2\lambda_1^2mn^2}{4\lambda_1\lambda_2mn+m\lambda_2\lambda_3^i+n\lambda_1\lambda_3^i}$ and $C_i = \frac{\lambda_3^i}{4\lambda_1\lambda_2mn+m\lambda_2\lambda_3+n\lambda_1\lambda_3^i}$, are functions with respect to the parameters $\lambda_1, \lambda_2, \lambda_3^i$. $H_i = \beta_i + \delta_i + \frac{1}{m}\tilde{W}_i^\top \boldsymbol{\eta}$, $Z_i = \beta_i + \frac{1}{n}W_i^\top \boldsymbol{\varepsilon}$ are two random variables that stem from the responses \mathbf{y} and $\tilde{\mathbf{y}}$ for the target and source tasks, respectively. $J_i = m\lambda_2 H_i + n\lambda_1 Z_i$. More details and proofs can be found in Appendix A.*

Now, we begin to exploit the MSE performance of the orthogonal TLCp estimator under the condition that the tuning parameters of the orthogonal TLCp model are chosen based on the rule given by Corollary 15. As stated in Proposition 14, we can find the optimal set of model parameters to minimize the first summation term of the MSE metric of the orthogonal TLCp estimator (15). Below, we estimate the second term.

Lemma 19 *We set the parameters of the orthogonal TLCp as $\lambda_1^* = \sigma_2^2, \lambda_2^* = \sigma_1^2, \lambda_3^{i*} = \frac{4\sigma_1^2\sigma_2^2}{\delta_i^2}$ and $\lambda_4^* = \min_{i \in \{1, \dots, k\}} \left\{ \lambda \left(2 - \frac{Q_i^*}{\sqrt{M_i^* N_i^*}} \right) / 4\sigma_1^2 (G_i^*)^2 \right\}$ for $i = 1, \dots, k$. In this case, we further denote the second summation term of the MSE of the orthogonal TLCp (15) as*

$$\tilde{F}_i(\delta_i) := \iint \left(2 - \frac{Q_i^*}{\sqrt{M_i^* N_i^*}} \right) x^2 + \left(2 + \frac{Q_i^*}{\sqrt{M_i^* N_i^*}} \right) y^2 < \lambda_4 \left[\beta_i^2 - (\bar{M}_i^* x + \bar{N}_i^* y + \beta_i)^2 \right] p(U_i^* = x, V_i^* = y) dx dy,$$

for $i = 1, \dots, k$. Then, $\tilde{F}_i(0) \leq \left[\frac{4|\beta_i|\sqrt{2\sigma_1^2}}{\sqrt{\pi\tilde{G}}} - \frac{4\sigma_1^2}{\tilde{G}\sqrt{\pi}} \right] \exp \left\{ -\frac{(\sqrt{\tilde{G}}|\beta_i| - \sqrt{2\sigma_1^2})^2}{2\sigma_1^2} \right\}$, where $\tilde{G} = \frac{m\sigma_1^2 + n\sigma_2^2}{\sigma_2^2}$, if $\beta_i^2 \geq \frac{2\sigma_1^2}{n}$, for $i = 1, \dots, k$.

Proof The detailed proof of Lemma 19 can be found in Appendix C. ■

As illustrated in Proposition 5, $\pm\sqrt{2/n}\sigma_1$ are two critical points of regression coefficient values for determining whether or not the corresponding features can be identified by the

orthogonal Cp criterion. Therefore, in the following theorem, we will check the MSE performances of the orthogonal TLCp estimator when $\beta_i^2 > \frac{2\sigma_1^2}{n}$, $\beta_i^2 < \frac{2\sigma_1^2}{n}$ and $\beta_i^2 = \frac{2\sigma_1^2}{n}$, where $i = 1, \dots, k$.

Theorem 20 *Let the parameters of the orthogonal TLCp be set as $\lambda_1^* = \sigma_2^2$, $\lambda_2^* = \sigma_1^2$, $\lambda_3^{i*} = \frac{4\sigma_1^2\sigma_2^2}{\delta_i^2}$ and $\lambda_4^* = \min_{i \in \{1, \dots, k\}} \left\{ \lambda \left(2 - \frac{Q_i^*}{\sqrt{M_i^* N_i^*}} \right) / 4\sigma_1^2 (G_i^*)^2 \right\}$ for $i = 1, \dots, k$. Also, we denote $K = \frac{\frac{\sigma_1^2}{n}}{\frac{\sigma_1^2}{n} + \frac{\sigma_2^2}{m}}$. Then, there are two positive constants $\rho(\sigma_1, \sigma_2, m, n)$ and $\tilde{\kappa}(\sigma_1, \sigma_2, m, n)$, where $\tilde{\kappa}$ depends on ρ , such that the MSE metric of the resulting orthogonal TLCp estimator will be strictly less than that of the orthogonal Cp estimator, provided that $\|\delta\|_2 < \tilde{\kappa}$ and*

$$\beta_i^2 \geq \frac{2\sigma_1^2}{n} \left[1 + \sqrt{-\ln \left(\frac{\sqrt{\pi}}{8} K \right)} \right]^2 \quad \text{or} \quad \beta_i^2 < \rho^2, \quad \text{for } i = 1, \dots, k.$$

Proof The detailed proof of Theorem 20 can be found in Appendix C. ■

Theorem 20 suggests the following: when the parameters of the orthogonal TLCp model are tuned as stated in Corollary 15, and if the true regression coefficients deviate from the critical points $\pm \sqrt{2/n}\sigma_1$ to a certain extent, then we can theoretically guarantee that the proposed orthogonal TLCp estimator will be superior to the orthogonal Cp estimator in terms of the MSE value. In the simulation part (Section 6), we will test our theory and investigate whether the orthogonal TLCp estimator can still lead to better MSE performance than the orthogonal Cp estimator when there are several critical features in the true regression model.

5. Extensions

While we verified the effectiveness of the proposed TLCp model, the key assumption in our analytical framework thus far has been the orthogonality of the regression problem, which raises the question of the practicality of the above results. In this section, we will relax the orthogonality assumption. Moreover, we will investigate whether our analytical framework can be generalized to feature selection criteria other than Cp.

5.1 An Asymptotic Solution of Cp in the Non-orthogonal Case

Since solving a non-orthogonal Cp problem is NP-hard, it is unlikely that a closed-form efficient solution can be derived for it. Thus, we derive an approximation to the solution of Cp in the non-orthogonal case (the ‘‘approximate Cp’’ in this context).

To achieve this goal, we first define the non-orthogonal Cp problem as

$$\hat{\alpha} = \operatorname{argmin}_{\alpha} (\bar{\mathbf{y}} - \bar{\mathbf{X}}\alpha)^\top (\bar{\mathbf{y}} - \bar{\mathbf{X}}\alpha) + \lambda \|\alpha\|_0, \quad (16)$$

where we assume the data points are sampled from $\bar{\mathbf{y}} = \bar{\mathbf{X}}\beta + \varepsilon$ (each item of vector ε is i.i.d. distributed with $\mathcal{N}(0, \sigma_1^2)$), and the design matrix $\bar{\mathbf{X}}$ does not necessarily satisfy $\bar{\mathbf{X}}^\top \bar{\mathbf{X}} = n\mathbf{I}$.

Based on Lemma 21, we can further denote the orthogonalized version of the Cp problem (16) as follows,

$$\hat{\alpha}_1 = \operatorname{argmin}_{\alpha_1} (\bar{y} - \bar{X}Q\alpha_1)^\top (\bar{y} - \bar{X}Q\alpha_1) + \lambda \|\alpha_1\|_0, \quad (17)$$

where Q is an invertible matrix such that $(\bar{X}Q)^\top \bar{X}Q = nI$.

To find an estimator that can asymptotically approximate the solution of the non-orthogonal Cp problem $\hat{\alpha}$, as the number of data points n goes to infinity, we first solve the orthogonalized Cp model described in (17). Seeing that $\hat{\alpha}_1$ and $\hat{\alpha}$ belong to different feature spaces with different coordinates, we back-transform the obtained solution $\hat{\alpha}_1$ onto the original feature space in which $\hat{\alpha}$ lies as $\hat{\alpha}_2 = Q\hat{\alpha}_1$. $\hat{\alpha}_2$ and $\hat{\alpha}$ are in the same feature space with the same coordinates. Finally, we use $\hat{\alpha}_2$ to estimate $\hat{\alpha}$ if the distance between these two solutions, $\|\hat{\alpha}_2 - \hat{\alpha}\|_2$, asymptotically converges to zero, when n goes to infinity. In this section, \xrightarrow{P} denotes convergence in probability.

Lemma 21 ((Glaeser and Scrimshaw, 2013, Theorem 15.0.2.)) *If matrix \bar{X} is full column rank with $\operatorname{rank}(\bar{X}) = k$, this means we have an invertible matrix Q s.t. $Q^\top \bar{X}^\top \bar{X}Q = nI$, where n is the number of rows for matrix \bar{X} .*

First, we explicitly solve (17) by applying a method similar to that used in Proposition 1, given the property that $Q^\top \bar{X}^\top \bar{X}Q = nI$.

Proposition 22 *The solution of the orthogonalized Cp problem (17) can be written as*

$$\hat{\alpha}_1^i = \begin{cases} \tilde{Q}_i^\top \beta + \frac{Z_i^\top \epsilon}{n}, & \text{if } n \left[\tilde{Q}_i^\top \beta + \frac{Z_i^\top \epsilon}{n} \right]^2 > \lambda \\ 0, & \text{otherwise} \end{cases} \quad (18)$$

where $i = 1, \dots, k$. \tilde{Q}_i^\top is the i -th row vector of the invertible matrix Q^{-1} , for $i = 1, \dots, k$. Z_j is the j -th column vector of the design matrix $\bar{X}Q$, for $j = 1, \dots, k$.

Proof The detailed proof of Proposition 22 can be found in Appendix C. ■

Next, in order to measure the distance between $\hat{\alpha}_2 = Q\hat{\alpha}_1$ and $\hat{\alpha}$, we first estimate the distance between $\hat{\alpha}_2$ and the true regression coefficients β .

Theorem 23 *The back-transformed solution of the orthogonalized Cp problem (17) $\hat{\alpha}_2$ converges in probability to the true regression coefficients β , when n goes to infinity. Specifically, for any $\eta > 0$, with a probability of at least $1 - \eta$, there holds $\|\hat{\alpha}_2 - \beta\|_2^2 \leq \mathcal{O}\left(\frac{1}{n}\right)$.*

Proof The detailed proof of Theorem 23 can be found in Appendix C. ■

Our ultimate goal is to compare estimates $\hat{\alpha}_2$ and $\hat{\alpha}$. Therefore, in Corollary 25, we build the relationship between $\hat{\alpha}$ and β by utilizing a result from Shao (1997) (see Theorem 1 therein and notice that the dimension of the true regressors is fixed in our setting). Here, we denote symbols that will be used in the theorem below. For the non-orthogonal Cp problem (16), τ is a subset of $\{1, \dots, k\}$, and $\beta(\tau)$ or $(\bar{X}(\tau))$ contains the components

of β (or columns of $\bar{\mathbf{X}}$) that are indexed by the integers in τ . we denote the symbol \mathcal{A} contains all the nonempty subsets of $\{1, \dots, k\}$, $\hat{\tau}$ is the subscripts for nonzero elements of the non-orthogonal Cp estimator $\hat{\alpha}$, τ^* is the subscripts for nonzero elements of the true regression coefficient β , which is fixed with the increase of n . Let $\mathcal{A}^c = \{\tau \in \mathcal{A} | \tau^* \subset \tau\}$, and we assume \mathcal{A}^c is nonempty in this context. We can have the following Theorem by (Shao, 1997) and (Nishii, 1984).

Theorem 24 *For the non-orthogonal Cp problem (16), suppose that the matrix $\bar{\mathbf{X}}^\top \bar{\mathbf{X}}$ is positive definite, and $\lim_{n \rightarrow \infty} \frac{\bar{\mathbf{X}}^\top \bar{\mathbf{X}}}{n}$ exists and is positive definite. Then, $P_r\{\hat{\tau} \in \mathcal{A}^c\} \xrightarrow{P} 1(n \rightarrow \infty)$.*

Proof The detailed proof of Theorem 24 can be found in Appendix C. ■

Theorem 24 (together with the discussions in (Shao, 1997)) implies that the non-orthogonal Cp criterion may tend to select a correct model with redundant features if the cardinality of \mathcal{A}^c is larger than 1. However, based on this result, we can prove that the non-orthogonal Cp estimator asymptotically approaches the true regression coefficients when $n \rightarrow \infty$.

Corollary 25 *For the non-orthogonal Cp problem (16), suppose that the matrix $\bar{\mathbf{X}}^\top \bar{\mathbf{X}}$ is positive definite, and $\lim_{n \rightarrow \infty} \frac{\bar{\mathbf{X}}^\top \bar{\mathbf{X}}}{n}$ exists and is positive definite. Then, $\hat{\alpha} \xrightarrow{P} \beta(n \rightarrow \infty)$.*

Proof The detailed proof of Corollary 25 can be found in Appendix C. ■

By combining Theorem 23 and Corollary 25, we directly obtain the desired result.

Theorem 26 *For the non-orthogonal Cp problem (16), suppose that the matrix $\bar{\mathbf{X}}^\top \bar{\mathbf{X}}$ is positive definite, and $\lim_{n \rightarrow \infty} \frac{\bar{\mathbf{X}}^\top \bar{\mathbf{X}}}{n}$ exists and is positive definite. Then, $\hat{\alpha}_2 \xrightarrow{P} \hat{\alpha}(n \rightarrow \infty)$.*

When a problem of the Cp-type criteria is applied to large data sets, computational requirements increase considerably. Theorem 26 indicates that we can treat $\hat{\alpha}_2$ as an “estimator” of $\hat{\alpha}$ under appropriate conditions, meaning that we can study the asymptotic behavior of $\hat{\alpha}$ by analyzing the properties of $\hat{\alpha}_2$. This is significant, since the explicit expression of $\hat{\alpha}_2$ is available, which allows us to exploit and understand the process of feature selection using the Cp criterion.

We will conduct a simulation to verify the results above and to illustrate how feature selection can be performed using the approximate Cp method. We assume that the data are i.i.d sampled from $\mathbf{y} = \mathbf{X}\beta + \varepsilon$, where $\beta = [1 \ 0.01 \ 0.005 \ 0.3 \ 0.32 \ 0.08]^\top$ and $\varepsilon := (\varepsilon_1, \varepsilon_2, \dots, \varepsilon_n)^\top$ are the standard Gaussian noises. We generate the design matrix \mathbf{X} with its elements following the standard normal distribution. We first orthogonalize it by using the Schmidt orthogonalization method in which an invertible matrix \mathbf{Q} is constructed, such that $\mathbf{Q}^\top \mathbf{X}^\top \mathbf{X} \mathbf{Q} = n\mathbf{I}$. Then, a closed-form solution $\hat{\alpha}_1$ for the orthogonalized Cp problem will be obtained. Finally, the back-transformed solution, which is denoted as $\hat{\alpha}_2 = \mathbf{Q}\hat{\alpha}_1$, is an estimator of the solution of the original Cp problem.

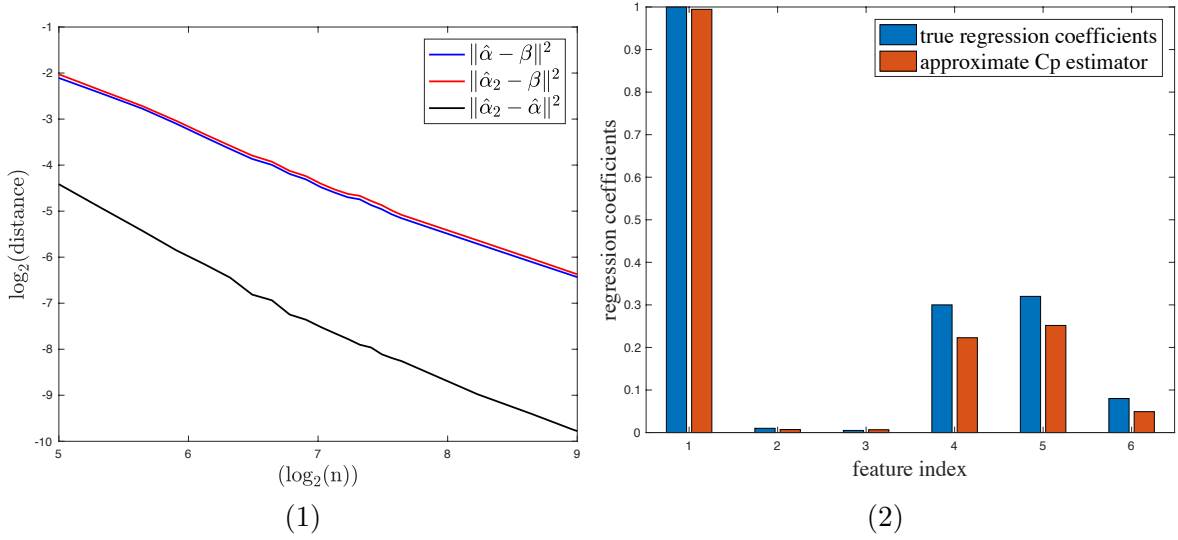


Figure 2: Picture (1) shows the logarithm of the squared distances (ℓ_2 -norm) among $\hat{\alpha}$, $\hat{\alpha}_2$ and β as a function of $\log_2(n)$. Picture (2) depicts the comparison between $\hat{\alpha}_2$ and β with $n = 20$.

Figure 2 (1) describes the squared distances (ℓ_2 -norm) among the solution of the original Cp problem $\hat{\alpha}$, the approximation of the solution of the original Cp problem $\hat{\alpha}_2$ and the true regression coefficient vector β with different sample sizes. For each sample size, we randomly simulate 2000 data sets and calculate average squared distances over these data sets. As the data size grows, the logarithm of the (average) squared distance between $\hat{\alpha}_2$ and β decays at approximately the rate $\mathcal{O}(\frac{1}{n})$ (see the red line). This observation is consistent with Theorem 23. The blue line depicts the logarithm of (average) squared distance between $\hat{\alpha}$ and β , which almost overlaps with the red line. This phenomenon implies a faster convergence rate between $\hat{\alpha}_2$ and $\hat{\alpha}$ (see the black line at the bottom). This simulation verifies the effectiveness of the identified approximation of the original Cp problem’s solution and the correctness of our analysis.

Figure 2 (2) compares $\hat{\alpha}_2$ and $\hat{\alpha}$ with a fixed number of samples $n = 20$. We can see that the approximate Cp estimator correctly identifies all the important features (the 1-st, 4-th, 5-th and 6-th ones) and also the non-significant features (the 2-nd and 3-rd ones). We also test the proposed approximate Cp method when there exist superfluous features in the true regression model (see Figure 13 in Appendix D). The approximate Cp estimator will lead to non-sparse solutions where superfluous variables would have non-zero coefficients (but with a small value). Therefore, the strategy for identifying relevant features from the approximate Cp method is deleting the superfluous features whose coefficients are relatively small (i.e., less than 0.0001).

5.2 Asymptotic Analysis of TLCp in the Non-orthogonal Case

We can naturally extend to the TLCp case our method to find an estimator approximating the solution of the non-orthogonal Cp problem. We will refer to this extension as “the

approximate TLCp.” We will show below the detailed procedure to find the approximate TLCp estimator and investigate its asymptotic properties.

We denote the proposed TLCp problem (8) after orthogonalization as minimizing the following objective function with respect to $\mathbf{w}_0, \mathbf{v}_1, \mathbf{v}_2$,

$$(\mathbf{y}_1 - \mathbf{X}_1 \mathbf{Q}_1 \mathbf{w}_1)^\top (\mathbf{y}_1 - \mathbf{X}_1 \mathbf{Q}_1 \mathbf{w}_1) + (\mathbf{y}_2 - \mathbf{X}_2 \mathbf{Q}_2 \mathbf{w}_2)^\top (\mathbf{y}_2 - \mathbf{X}_2 \mathbf{Q}_2 \mathbf{w}_2) + \frac{1}{2} \sum_{t=1}^2 \mathbf{v}_t^\top \lambda_3 \mathbf{v}_t + \lambda_4 \bar{p}, \quad (19)$$

where \mathbf{Q}_1 and \mathbf{Q}_2 are two invertible matrices such that $(\mathbf{X}_1 \mathbf{Q}_1)^\top \mathbf{X}_1 \mathbf{Q}_1 = n\mathbf{I}$, $(\mathbf{X}_2 \mathbf{Q}_2)^\top \mathbf{X}_2 \mathbf{Q}_2 = m\mathbf{I}$. $\mathbf{w}_1 = \mathbf{w}_0 + \mathbf{v}_1$, $\mathbf{w}_2 = \mathbf{w}_0 + \mathbf{v}_2$ are the regression coefficients of the tasks in the target and source domains, respectively. Here, we also assume the target domain samples are i.i.d. sampled from the relation $\mathbf{y}_1 = \mathbf{X}_1 \boldsymbol{\beta} + \boldsymbol{\varepsilon}$, where $\varepsilon_i \sim \mathcal{N}(0, \sigma_1^2)$ for $i = 1, \dots, n$. Also, the source domain data are i.i.d. sampled from the relation: $\mathbf{y}_2 = \mathbf{X}_2(\boldsymbol{\beta} + \boldsymbol{\delta}) + \boldsymbol{\eta}$, where $\eta_i \sim \mathcal{N}(0, \sigma_2^2)$ for $i = 1, \dots, m$. Other parameters in this model can refer to the corresponding illustrations in Subsection 4.1.

To identify an estimator that can approximate the solution of the non-orthogonal TLCp problem (8), we first solve the orthogonalized TLCp model (19).

Proposition 27 *The solution of the orthogonalized TLCp problem (19) can be written as*

$$\bar{\mathbf{w}}_1^i = \begin{cases} (\tilde{\mathbf{Q}}_1^i)^\top \boldsymbol{\beta} + \frac{(Z_1^i)^\top \boldsymbol{\varepsilon}}{n} + D_1^i \left[(\tilde{\mathbf{Q}}_2^i)^\top (\boldsymbol{\delta} + \boldsymbol{\beta}) - (\tilde{\mathbf{Q}}_1^i)^\top \boldsymbol{\beta} + \frac{(Z_2^i)^\top \boldsymbol{\eta}}{m} - \frac{(Z_1^i)^\top \boldsymbol{\varepsilon}}{n} \right] & \tilde{F}(\tilde{H}_i, \tilde{R}_i, \tilde{J}_i) > \lambda_4 \\ 0 & \text{otherwise} \end{cases}$$

where $\tilde{F}(\tilde{H}_i, \tilde{R}_i, \tilde{J}_i) = A_i \tilde{H}_i^2 + B_i \tilde{R}_i^2 + C_i \tilde{J}_i^2$. Further, $\tilde{H}_i = (\boldsymbol{\delta} + \boldsymbol{\beta})^\top \tilde{\mathbf{Q}}_2^i + \frac{\boldsymbol{\eta}^\top Z_2^i}{m}$, $\tilde{R}_i = \boldsymbol{\beta}^\top \tilde{\mathbf{Q}}_1^i + \frac{\boldsymbol{\varepsilon}^\top Z_1^i}{n}$, $\tilde{J}_i = m\lambda_2 \tilde{H}_i + n\lambda_1 \tilde{R}_i$, A_i, B_i, C_i and D_1^i are defined as previously, for $i = 1, \dots, k$. In the solution formula, $(\tilde{\mathbf{Q}}_1^i)^\top$ is the i -th row vector of the invertible matrix \mathbf{Q}_1^{-1} , and $(\tilde{\mathbf{Q}}_2^i)^\top$ is the i -th row vector of the invertible matrix \mathbf{Q}_2^{-1} for $i = 1, \dots, k$. Also, Z_1^i is the i -th column vector of the design matrix $\mathbf{X}_1 \mathbf{Q}_1$, and Z_2^i is the i -th column vector of the design matrix $\mathbf{X}_2 \mathbf{Q}_2$, for $i = 1, \dots, k$.

Proof The detailed proof of Proposition 27 can be found in Appendix C. ■

Following the same scheme we applied to the Cp case, we back-transform the solution of the orthogonalized TLCp problem (19), which is denoted as $\tilde{\mathbf{w}}_1 = \mathbf{Q}_1 \bar{\mathbf{w}}_1$. This is the approximation of the solution of the non-orthogonal TLCp problem (8).

Theorem 28 *The approximate TLCp estimator $\tilde{\mathbf{w}}_1$ converges in probability to the true regression coefficients $\boldsymbol{\beta}$, when n goes to infinity. Specifically, for any $\tilde{\eta} > 0$, with probability at least $1 - \tilde{\eta}$, there holds $\|\tilde{\mathbf{w}}_1 - \boldsymbol{\beta}\|_2^2 \leq \mathcal{O}(\frac{1}{n})$.*

Proof The detailed proof of Theorem 28 can be found in Appendix C. ■

Theorem 28 demonstrates that the proposed approximate TLCp procedure still preserves as good asymptotic properties as that of the Cp case. For the sake of completeness, we will

illustrate the asymptotic results of the non-orthogonal TLCp estimator in the following remark.

Remark 29 *Following a similar procedure as in the proof of Corollary 25 (and Theorem 26), we can further obtain that the solution $\tilde{\mathbf{w}}_1^*$ of the non-orthogonal TLCp problem (8) (for the target task) converges in probability to the true regression coefficients $\boldsymbol{\beta}$ (thus $\tilde{\mathbf{w}}_1 \xrightarrow{P} \tilde{\mathbf{w}}_1^*$), as n goes to infinity. For any fixed $\tau \in \mathcal{A}$, the solution of the non-orthogonal TLCp problem (8) has the form $\hat{\boldsymbol{\beta}}(\tau) + \mathbf{C}_1^{-1}(\tau)\boldsymbol{\lambda}_3(\tau)[2\mathbf{C}_2(\tau) + (\mathbf{C}_2(\tau)\mathbf{C}_1^{-1}(\tau) + \mathbf{I}(\tau)\boldsymbol{\lambda}_3(\tau))]^{-1}(b_2(\tau) - \mathbf{C}_2(\tau)\hat{\boldsymbol{\beta}}(\tau))$, where $\mathbf{C}_1(\tau) = 2\lambda_1\mathbf{X}(\tau)^\top\mathbf{X}(\tau)$, $\mathbf{C}_2(\tau) = 2\lambda_2\tilde{\mathbf{X}}(\tau)^\top\tilde{\mathbf{X}}(\tau)$, $b_2(\tau) = 2\lambda_2\tilde{\mathbf{X}}(\tau)^\top\tilde{\mathbf{y}}(\tau)$ and $\hat{\boldsymbol{\beta}}(\tau)$ is the least squares estimation of $\boldsymbol{\beta}$ under the index set τ . Also, the residual sum of squares for the target task dominates the objective function of (8).*

5.3 Practical Considerations for Using the TLCp Method

In this subsection, we summarize the workflow in using the proposed TLCp method (and its approximate version).

Guidelines for applying the TLCp method to feature selection

Input: target training dataset: $\{(x_1^i, x_2^i, \dots, x_k^i; y_i)\}_{i=1}^n$, source dataset: $\{(\tilde{x}_1^i, \tilde{x}_2^i, \dots, \tilde{x}_k^i; \tilde{y}_i)\}_{i=1}^m$.

Output: estimated regression coefficients of target task and selected relevant features.

- 1: Data standardization (using z -scores);
 - 2: Calculate the relative dissimilarity ^a of the given tasks and apply TLCp method when the relative dissimilarity is less than 3.
 - 3: The detailed procedures of using TLCp method.
 - 3.1: if $n \geq k$, and the design matrices for the target and source tasks are non-singular, one can use either of the following two methods.
 - (1) The original TLCp method;
 - Tune the parameters of the original TLCp procedure as the rules stated in Theorem 20 and solve it.
 - (2) The approximate TLCp method;
 - Apply the Gram-Schmidt process to orthogonalize the regression problems of the target and source tasks.
 - Solve the orthogonalized TLCp problem analytically, then back-transform the obtained solution as the approximate TLCp estimator.
 - 3.2: if $n \geq k$, and the design matrices for the target and source tasks are singular.
 - Delete the redundant features so that the remaining features are linearly independent, then execute 3.1.
 - 3.3: if $n < k$, and assuming the rank of the design matrix is r .
 - Use a projection operator $\tilde{Q} \in \mathbb{R}^{k \times r}$ by using the eigenvalue decomposition method such that $\tilde{Q}^\top \mathbf{X}^\top \mathbf{X} \tilde{Q} = rI$, and then apply 3.1(2).
 - 4: Output the estimated regression coefficients of the target task.
 - 5: Execute feature selection according to the estimated regression coefficients (i.e., treat the features whose regression coefficients are comparatively small as superfluous).
-

^a. We define the relative dissimilarity of tasks as the scaled dissimilarity of tasks, that is, $\|\hat{\boldsymbol{\mu}}_t - \hat{\boldsymbol{\mu}}_s\|_2 / \|\hat{\boldsymbol{\mu}}_t\|_2$, where $\hat{\boldsymbol{\mu}}_t$ and $\hat{\boldsymbol{\mu}}_s$ are the least squares estimates of the regression coefficient vector for the target and source tasks, respectively.

Next, we make a few recommendations for using the proposed TLCp method.

- As shown in the experimental section, based on the tuned parameters, the original TLCp method is effective when the relative task dissimilarity is small (i.e., less than 3). The approximate TLCp procedure can perform as well as the original TLCp method when the sample size is relatively large. However, the approximate TLCp procedure is preferable when users are more concerned about calculation time.
- For more information about using the TLCp method with more than two tasks, refer to Appendix B.

- In case the number of features k is significantly larger than the sample size n (the sparsity assumption of the true regression model is required (Candes et al., 2007)), we tested the approximate TLCp procedure by simulations with $k = 60, 90, 300, 3000, 30000$ and $n = 30$ ($m = 30$) (in Subsection 6.3), also demonstrating the advantage of using our method. Due to the NP-hardness of the original TLCp problem, exhaustive searches may be very time-consuming when the number of features is large. However, we can try to build a solver to efficiently solve it, i.e., transforming it into a mixed-integer program (MIP) and using ALAMO (Cozad et al., 2014) to solve it. This point will be left for our future work.

5.4 Extension to Other Feature Selection Criteria

First, under the orthogonality assumption, we can directly generalize the analysis of the Cp problem to other feature selection criteria, such as the Bayesian information criterion (BIC) in the following equation,

$$\text{BIC} = \min_{\bar{\mathbf{a}}} \frac{(\bar{\mathbf{y}} - \bar{\mathbf{X}}\bar{\mathbf{a}})^\top (\bar{\mathbf{y}} - \bar{\mathbf{X}}\bar{\mathbf{a}})}{\hat{\sigma}_1^2} + p \log n \quad (20)$$

Specifically, we can directly obtain similar results with respect to the BIC criterion, as illustrated in Proposition 1, Theorem 3, Proposition 5, and Theorem 6.

Remark 30 *We can also analyze BIC from the viewpoint of statistical tests. For instance, under the orthogonality assumption, we can conclude that using BIC amounts to performing a chi-squared test with regard to the statistic $\left(\beta_i \sqrt{n} + \frac{\sum_{j=1}^n \varepsilon_j W_i^j}{\sqrt{n}}\right)^2$ for each feature, with the significant level $\alpha_4 = 1 - F(\log(n); 1)$, where $F(\log(n); 1)$ is the cumulative distribution function of the chi-squared distribution with 1 degree of freedom at value $\log(n)$. Therefore, BIC is more conservative than Cp in selecting features. More details can be found in Appendix A.*

Secondly, although we apply the transfer learning approach to the Cp criterion, our framework can also be applied to BIC. The proposed TLCp model serves as an example. By substituting $\lambda = \hat{\sigma}_1^2 \log n$ into Proposition 8, Theorem 9, Corollary 10, Theorem 12, Theorem 13, and Corollary 15, we can directly acquire the corresponding results for BIC by using transfer learning. Our results in Proposition 16, Lemma 19, and Theorem 20 are obtained under the condition that $\lambda = 2\sigma_1^2$. However, we expect to obtain similar results in the context of BIC by using similar technical tools. We will leave this open to future work.

6. Simulation Studies

In this section, we conduct simulations to evaluate the performance of the proposed TLCp method and its approximation procedure. We first illustrate that the simulation results are consistent with Corollary 15 and Theorem 20 using a toy example. Then, we investigate the effect of sample size and relative task dissimilarity on the performance of the orthogonal TLCp method. Finally, we show the performance of the approximate TLCp procedure in the high-dimensional setting.

6.1 Toy Example

We assume that the target training data are i.i.d. sampled from $\mathbf{y} = \mathbf{X}\boldsymbol{\beta} + \boldsymbol{\varepsilon}$, where $\boldsymbol{\beta} = [1 \ 0.01 \ 0.005 \ 0.3 \ 0.32 \ 0.08]^\top$, the fourth and fifth elements of which are (or are near) the critical points $\pm\sqrt{2\sigma^2/n}$ when $n = 20$ and $\sigma = 1$. $\boldsymbol{\varepsilon} := (\varepsilon_1, \varepsilon_2, \dots, \varepsilon_n)^\top$ are the standard Gaussian noises. Additionally, we generate data from the source domain as $\tilde{\mathbf{y}} = \mathbf{X}(\boldsymbol{\beta} + \boldsymbol{\delta}) + \boldsymbol{\varepsilon}$. Here, \mathbf{X} is first obtained by producing a random matrix \mathbf{Z} , where each item follows a standard normal distribution. Then, we find an invertible matrix $\tilde{\mathbf{Q}}$ such that $\mathbf{X} = \mathbf{Z}\tilde{\mathbf{Q}}$ satisfies $\mathbf{X}^\top \mathbf{X} = n\mathbf{I}$ (see Lemma 21 in Section 5.1). We simulate data with the sample size $n = 20$ in the target domain, and $m = 20$ in the source domain. We also define the similarity measure between the tasks from target and source domains as $1/\|\boldsymbol{\delta}\|_2$ with $\|\boldsymbol{\delta}\|_2 \in [0, 5]$ (for our experiment, we uniformly picked 29 points from $\|\boldsymbol{\delta}\|_2 \in [0, 5]$). For each $1/\|\boldsymbol{\delta}\|_2$, we randomly simulated 5000 data sets and applied the Cp and TLCp criteria. We chose the tuning parameter of the Cp model (4) as $\lambda = 2$, and set the parameters of the TLCp model (8) $\lambda_1, \lambda_2, \lambda_3, \lambda_4$ according to the tuning rules stated in Corollary 15 or Theorem 20, as $\lambda_1 = 1, \lambda_2 = 1, \lambda_3^i = 4/\delta_i^2 (i = 1, \dots, k), \lambda_4 \approx 2$.

The probabilities of the proposed TLCp method and the Cp criterion to select a feature under specific $1/\|\boldsymbol{\delta}\|_2$ values are presented in Figure 3. Pictures (a), (b) and (c) show that when the regression model in the source domain is similar to the one from the target domain (i.e., $1/\|\boldsymbol{\delta}\|_2 > 1$), the $1/\|\boldsymbol{\delta}\|_2$ value is greater, and so are the probabilities of the orthogonal TLCp estimator to select critical features. Moreover, for the features whose coefficients are comparatively small (i.e., the second, third, and sixth in the considering model), the probabilities of the orthogonal TLCp estimator to select these features can stay nearly unchanged compared to the orthogonal Cp case. In particular, when $1/\|\boldsymbol{\delta}\|_2 > 2$, the probability of the orthogonal TLCp estimator to identify the fourth and fifth features may be significantly larger than that of the orthogonal Cp estimator. However, as depicted in picture (d), the produced orthogonal TLCp estimator may choose incorrect models with a high probability if regression tasks in the target and source domains are considerably different. These experimental results are consistent with our theoretical results stated in Corollary 15. These observations imply that we can generalize the restriction of $\|\boldsymbol{\delta}\|_2$ in Corollary 15 to a comparatively wide range. Table 1 shows the (average) estimated regression coefficients for the orthogonal TLCp and Cp methods under specific $1/\|\boldsymbol{\delta}\|_2$ values. We can see that the TLCp method can rank the features reliably even when the similarities of target and source tasks are relatively small.

If the parameters of the orthogonal TLCp are tuned according to the rules in Theorem 20, our orthogonal TLCp estimator can achieve a much lower MSE value than the orthogonal Cp estimator, provided that the true regression model contains several critical features. In Figure 4, we compare the MSE performance of the orthogonal TLCp estimator to that of the orthogonal Cp estimator, and detect changes in variance with the task similarity measure $1/\|\boldsymbol{\delta}\|_2$. In Figure 4 (a), when the parameters of the orthogonal TLCp model are well-tuned according to the rule in Theorem 20, the MSE value of the orthogonal TLCp estimator dramatically decreases with the increase of the task similarity measure $1/\|\boldsymbol{\delta}\|_2$. However, if we randomly tune the parameters of the orthogonal TLCp model, the MSE performance of the resulting estimator will be significantly lower (as opposed to when tuning parameters are well-selected) and will perform slightly better than the orthogonal Cp estimator with the

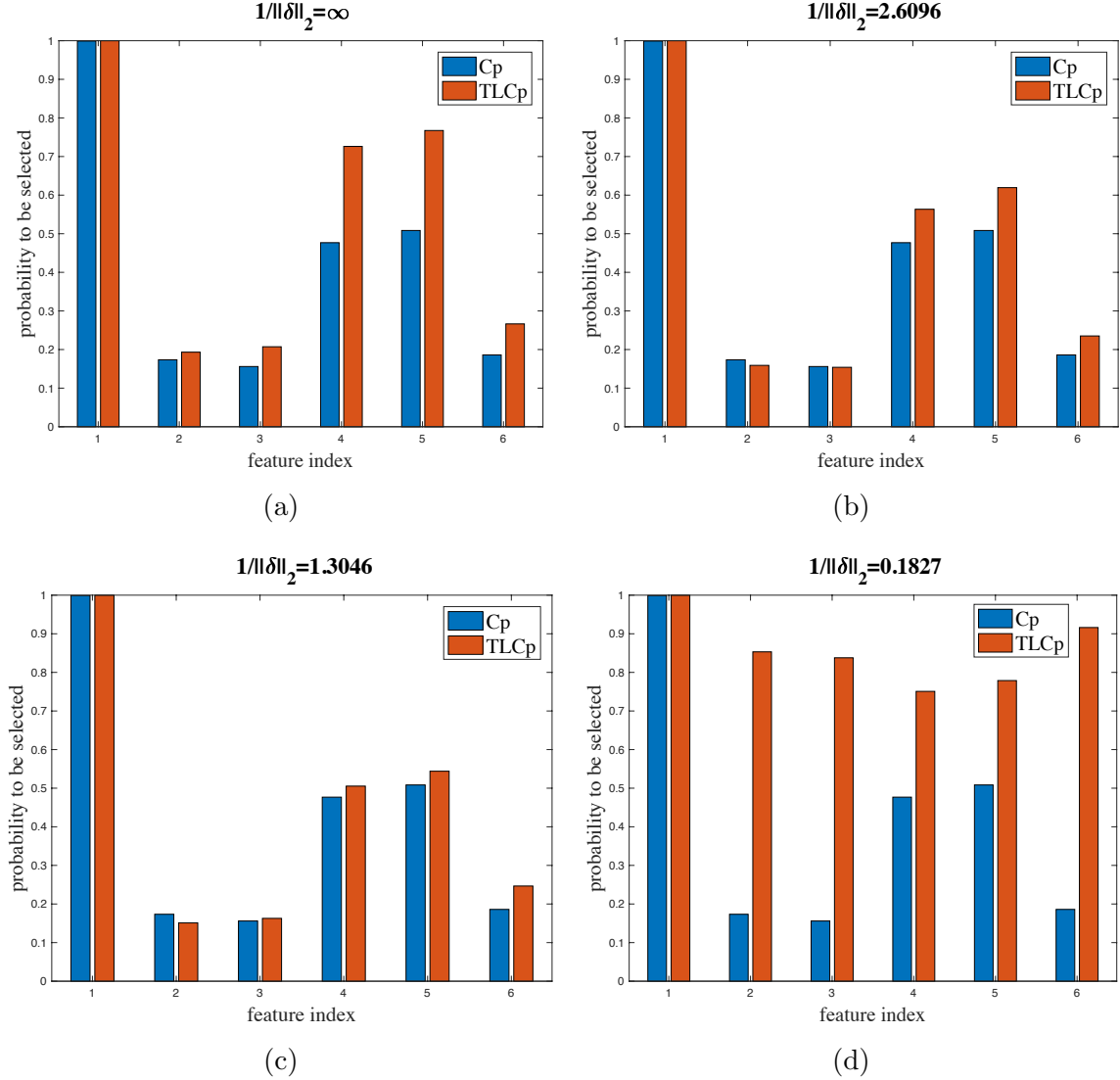


Figure 3: The probabilities of the orthogonal TLC_p and C_p estimators to identify a feature under a specific similarity value $1/||\delta||_2$, when model parameters are well-tuned. The red bar represents the probability of the orthogonal TLC_p to select a feature. The blue bar corresponds to the orthogonal C_p case. In (a), (b) and (c), the larger the similarity measure between tasks from the target and source domains, the larger the probabilities of the orthogonal TLC_p estimator to identify features with index 4 and 5. However, when tasks from the target and source domains differ greatly (see (d)), the orthogonal TLC_p estimator may result in undesirable feature selection results.

growing value of $1/||\delta||_2$. These numerical results indicate the effectiveness of the derived parameters tuning rule for the orthogonal TLC_p procedure if critical features are found in the true regression model.

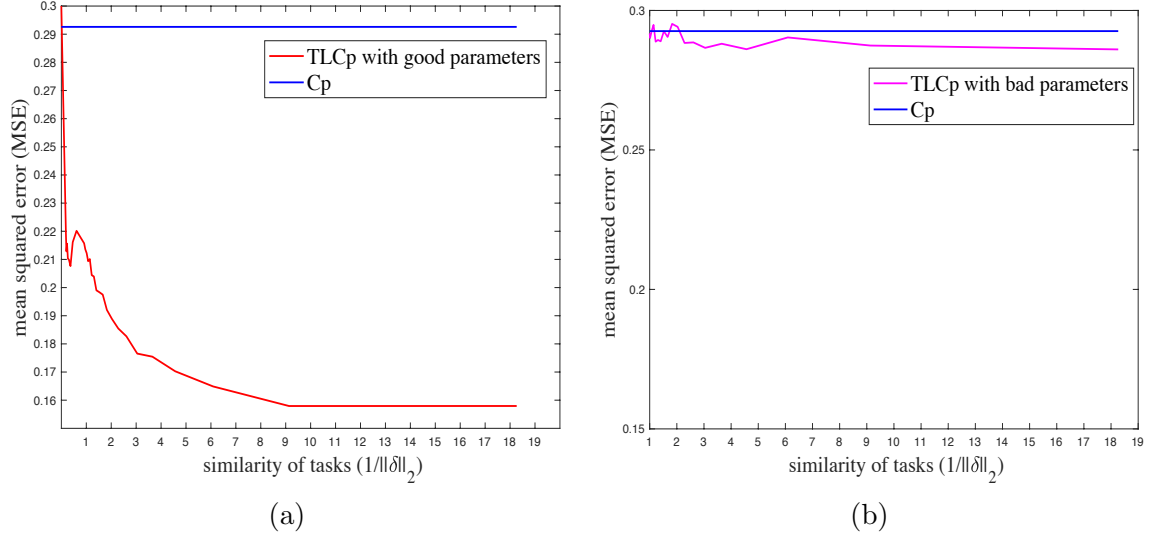


Figure 4: MSE performances of the orthogonal TLCp (the non-horizontal line) and orthogonal Cp (the horizontal line) estimators. The picture on the left depicts the MSE performances of these two estimators when the tuning parameters of TLCp are selected based on the rule stated in Theorem 20: $\lambda_1 = 1, \lambda_2 = 1, \lambda_3^i = 4/\delta_i^2 (i = 1, \dots, k), \lambda_4 \approx 2$. The picture on the right shows what happens when the tuning parameters of the orthogonal TLCp model are randomly selected.

	1	2	3	4	5	6
β (true model)	1.0000	0.0100	0.0050	0.3000	0.3200	0.0800
Cp	1.0013	0.0090	0.0074	0.2333	0.2492	0.0448
TLCp($1/\ \delta\ _2 = \infty$)	0.9982	0.0095	0.0048	0.2682	0.2909	0.0522
TLCp($1/\ \delta\ _2 = 2.6096$)	1.0761	0.0055	0.0048	0.2075	0.2235	0.0552
TLCp($1/\ \delta\ _2 = 1.3046$)	1.0595	0.0046	0.0027	0.1731	0.2024	0.0690
TLCp($1/\ \delta\ _2 = 0.1827$)	1.0126	-0.0099	0.0097	0.2672	0.2897	0.1484

Table 1: Estimated regression coefficients for the orthogonal Cp and TLCp methods.

6.2 Extension of Toy Example

Following the same simulation design as in the toy example, we now assume the true regression coefficients for the target task as $\beta_1 = [0.24 \ 0.01 \ 0.005 \ 0.3 \ 0.32 \ 0.08 \ 0 \ 0.26 \ 0.25 \ 0]^\top$. The fourth and fifth elements of β_1 are the critical points when $n = 20$. Here, we fix the number of source samples as $m = 20$, and $\|\delta\|_2/\|\beta_1\|_2$ is defined as the relative dissimilarity between the target and source tasks. In order to illustrate how the combinations of the relative task dissimilarity and the target sample size affect the performance of the TLCp method, we consider the MSE performance by varying n in $[20, 180]$ and uniformly selecting 11 values from $[0, 4]$ as the relative task dissimilarities. The relative dissimilarity of two tasks equals zero, indicating that the training datasets for these two tasks are sampled from the same distribution. For each target sample size n and the relative task dissimilarity $\|\delta\|_2/\|\beta_1\|_2$, we randomly simulated 20000 data sets and applied the TLCp approach. We tune the hyper parameters of the TLCp model using the rule stated in Theorem 20.

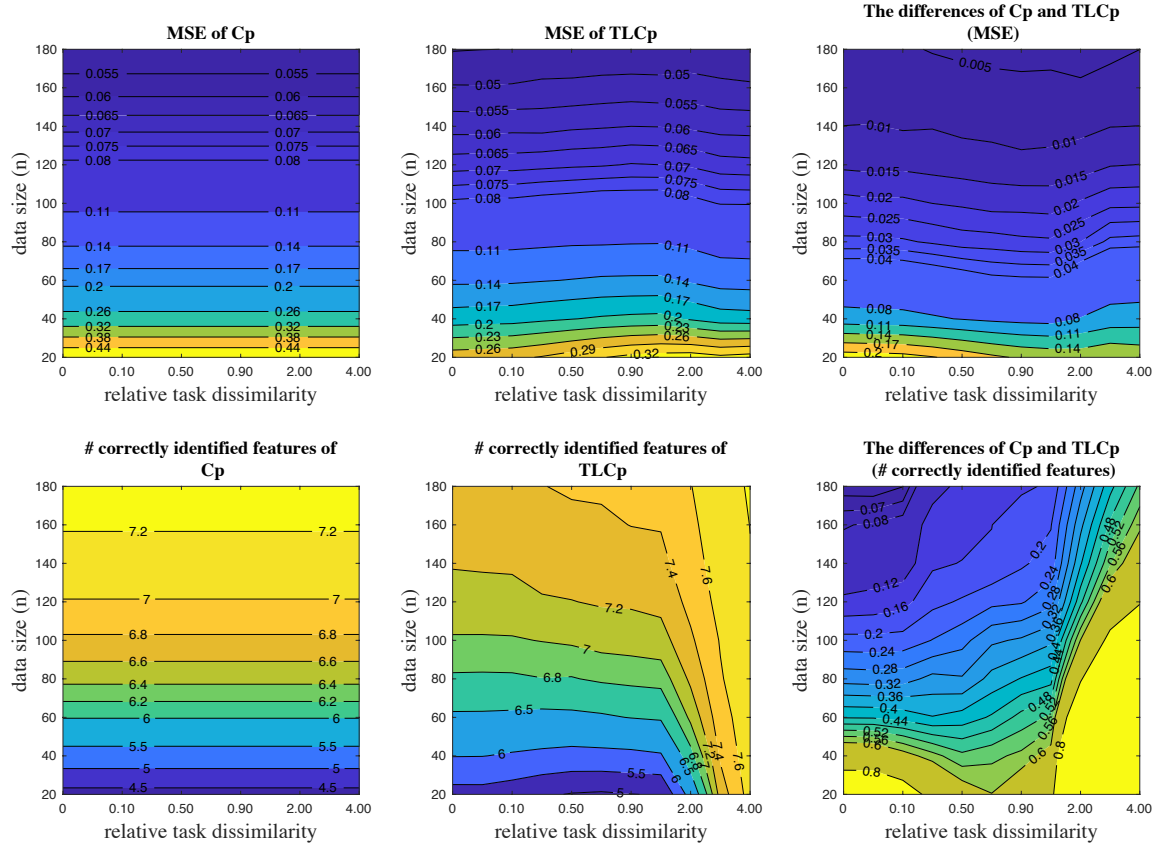


Figure 5: With critical features in the true model, the performances (in terms of MSE and number of correctly identified features) of the orthogonal Cp and TLCp methods as the number of target data n and relative task dissimilarity $\|\delta\|_2/\|\beta_1\|_2$ vary.

The contour plots in Figure 5 show the performance (in terms of MSE and the number of correctly identified features) of Cp and TLCp methods when there are critical features

in the true regression model. The first row of plots shows the MSE performance of the considered models. As expected, the proposed TLCp method outperforms the Cp criterion at every sample size, and their performance gap shrinks as the sample size grows. In particular, the MSE of the Cp estimator decreases as the number of samples grows, and it remains unchangeable as the relative dissimilarity of tasks varies. As the value of relative task dissimilarity changes, the MSE of the TLCp estimator increases initially and decreases when the relative dissimilarity of tasks is large enough. The added source task helps the TLCp treat all the critical features as the significant ones. Thus, no critical features will be over-deleted in this case. The TLCp estimator may still miss the critical features, even though it has a higher probability of identifying all the critical features than the Cp criterion.

To further display the benefit of applying the TLCp method, we plot the MSE differences of Cp and TLCp estimators (see the subfigure in the top right). We can see that the proposed TLCp method significantly outperforms the Cp criterion when both the sample size and the relative dissimilarity of tasks are small. Specifically, TLCp works better than Cp 32% \sim 45% in terms of MSE when the sample size is 20, and the relative task dissimilarity is less than 4.00. We denote the “effective sample size” as the number of samples required for Cp and TLCp to perform the same (in the sense of MSE). As the relative dissimilarity of tasks grows, the “effective sample size” shows a trend from decline to rise (e.g., see the contour line at the level 0.005 in the top right panel of Figure 5). We can also estimate that the “effective sample size” in this example is approximately 180 when the relative dissimilarity of tasks is small (i.e., 0.10) and 165 when the relative task dissimilarity is relatively large (i.e., larger than 3.00).

The second row of plots in Figure 5 displays the number of correctly identified features (counted by both the correctly selected relevant features and correctly ignored irrelevant features) of the Cp and TLCp methods. The number of correctly identified features in this figure is shown as a function of the target sample size and relative task dissimilarity. We see that the number of correctly identified features of Cp increases as the sample size grows, and it is invariant to the relative dissimilarities. However, as the relative dissimilarity of tasks increases, the number of correctly identified features of the TLCp is “down and up” when sample size is relatively small. To further illustrate the advantages of using the TLCp method, the subfigure in the bottom right depicts the differences between Cp and TLCp based on the number of correctly identified features. We can see the distinct benefits of TLCp over Cp when sample size and relative dissimilarity of tasks are comparatively small, or when the relative dissimilarity of tasks is relatively large (all the critical features are successfully identified in this case). We can similarly estimate the “effective sample size” in terms of the number of correctly selected features (e.g., based on the contour line at the level 0.40 in the bottom right panel) as 60 when the relative dissimilarity of tasks is 0.10 and 180 when the relative task dissimilarity grows to 3.00.

We also demonstrate the efficacy of the orthogonal TLCp method (with its parameters well-tuned) when the true model is generated randomly. More details can be found in Appendix E.

		∞	17.86	8.93	4.47	1.98	0.60
$(n, k) = (30, 60)$	LS	1.6909	1.6909	1.6909	1.6909	1.6909	1.6909
	Cp	1.5170	1.5170	1.5170	1.5170	1.5170	1.5170
	TLCp	1.0939	1.0991	1.0961	1.1031	1.1255	1.2133
$(n, k) = (30, 90)$	LS	1.3228	1.3228	1.3228	1.3228	1.3228	1.3228
	Cp	1.2638	1.2638	1.2638	1.2638	1.2638	1.2638
	TLCp	1.0687	1.0669	1.0669	1.0697	1.0783	1.1168
$(n, k) = (30, 300)$	LS	1.2642	1.2642	1.2642	1.2642	1.2642	1.2642
	Cp	1.2553	1.2553	1.2553	1.2553	1.2553	1.2553
	TLCp	1.2072	1.2070	1.2064	1.2071	1.2080	1.2170
$(n, k) = (30, 3000)$	LS	1.2512	1.2512	1.2512	1.2512	1.2512	1.2512
	Cp	1.2520	1.2520	1.2520	1.2520	1.2520	1.2520
	TLCp	1.2472	1.2472	1.2471	1.2471	1.2473	1.2482
$(n, k) = (30, 30000)$	LS	1.2531	1.2531	1.2531	1.2531	1.2531	1.2531
	Cp	1.2532	1.2532	1.2532	1.2532	1.2532	1.2532
	TLCp	1.2527	1.2527	1.2527	1.2527	1.2527	1.2528

Table 2: MSE performance of the least squares, approximate Cp, and approximate TLCp estimators under different task similarity values when the number of features k is significantly larger than the sample size n .

6.3 Using TLCp in the High-dimensional Case

We also test the performance of the approximate TLCp procedure when the number of features k is much larger than n . We use $k = 60, 90, 300, 3000, 30000$ and fix $n = 30$ ($m = 30$) in this simulation. Here, we randomly select 4 attributes of β_3 to be i.i.d sampled from the standard normal distribution (then held fixed) and the rest are set to zero. In order to investigate how task similarity affects the performance of the approximate TLCp method, we consider the performance by selecting 6 different task similarity values. Since $\mathbf{X}^\top \mathbf{X}$ is singular when $n < k$, we will first select a projection operator $\tilde{\mathbf{Q}} \in \mathbb{R}^{k \times n}$ by using the eigenvalue decomposition method such that $\tilde{\mathbf{Q}}^\top \mathbf{X}^\top \mathbf{X} \tilde{\mathbf{Q}} = nI$. Then, a closed-form solution $\tilde{\alpha}$ for the orthogonalized Cp problem will be obtained. Finally, the back-transformed solution, which is denoted as $\tilde{\alpha}_2 = \tilde{\mathbf{Q}}\tilde{\alpha}$, is an approximate estimator of the original Cp problem. Following a similar procedure, we can obtain the corresponding approximate TLCp estimator in the high-dimensional setting. For each task similarity value $1/\|\delta\|_2$, we randomly simulated 5000 data sets and applied the high-dimensional version of least squares (Wang et al., 2016b), approximate Cp, and TLCp methods. The hyper parameters of the approximate TLCp procedure are tuned based on the rule introduced in Theorem 20.

We can see from Table 2 that the MSE value of the approximate TLCp estimator decreases with increasing task similarity. The approximate TLCp method outperforms both the least squares and the approximate Cp methods for each high-dimensional case.

Table 3: Input variables for blast furnaces A and B

Variable name [Unit]	Symbol	Input variable
Blast temperature [$^{\circ}\text{C}$]	$x^{(1)}$	$q^{-1\text{§}}, q^{-2}, q^{-3}, q^{-4}$
Blast volume [m^3/min]	$x^{(2)}$	$q^{-1}, q^{-2}, q^{-3}, q^{-4}$
Feed speed [mm/h]	$x^{(3)}$	$q^{-1}, q^{-2}, q^{-3}, q^{-4}$
Gas permeability [$\text{m}^3/\text{min}\cdot\text{kPa}$]	$x^{(4)}$	$q^{-1}, q^{-2}, q^{-3}, q^{-4}$
Pulverized coal injection [ton]	$x^{(5)}$	$q^{-1}, q^{-2}, q^{-3}, q^{-4}$
Silicon content [$\text{wt}\%$]	z	q^{-1}

[§] q^{-1}, \dots, q^{-4} represent delay operators, such as $q^{-1}x(t) = x(t-1)$.

The performance gap between these models gets smaller with increasing feature numbers. The models are almost identical when the number of feature is larger than 3000.

7. Real data applications

We test the proposed TLCp and its approximation schemes in the non-orthogonal case on three real data sets to demonstrate their potential applications in practice. Moreover, our methods will be compared with other standard feature selection (FS) methods and two state-of-art multi-task FS approaches.

Experiments on blast furnace data. We first verify the effectiveness of the proposed TLCp procedures on a real blast furnace problem. The experimental data sets are collected from two typical Chinese blast furnaces with an inner volume of about 2500 m^3 and 750 m^3 , labeled as blast furnaces A and B, respectively. There are only 395 valid samples (after omitting some missing values) for the blast furnace A and 800 valid samples for the blast furnace B. Our target task is to correctly predict the hot metal silicon content for the blast furnace A with the help of one source task from the blast furnace B. Table 3 presents features that are relevant for predicting the hot metal silicon content for these two blast furnaces. Some lagged terms are also treated as inputs, due to the (2 – 8h) time delay for the blast furnace outputs responding to the inputs. Here, we determine the time delay for the variables of both blast furnaces as 4. We also add a bias column to the data of each task to learn the bias. From now on, we will use the z -score to standardize the features of data (except for the categorical features) and add a bias column to learn the bias among tasks.

To evaluate the proposed TLCp learning mechanism, we first choose the Cp criterion, LASSO, stepwise FS, and univariate FS as the baseline methods to compare with our method. Among these benchmarks, LASSO (Tibshirani, 1996) is capable of delivering both sparse and good predictive performance models (Zhao and Yu, 2006). We use five-fold cross-validation to estimate the regularization parameter of LASSO. Stepwise FS (Boroudakis and Tsamardinos, 2019) is also an efficient feature selection method that adds variables to and removes variables from a multi-linear model based on their statistical significance (i.e., p -values with a threshold 0.05). Univariate FS (Guyon and Elisseeff, 2003) works by selecting variables based on some ranking criterion, i.e., the Pearson correlation coefficient, which is used here. Then, our TLCp method will also be compared with the aggregate baseline methods trained on the merged dataset formed by combining data for target and

source tasks. Finally, two state-of-art multi-task learning methods (referred to as “the least $\ell_{2,1}$ -norm” (Lounici et al., 2009) and “multi-level LASSO” (Lozano and Swirszcz, 2012)) will be included in our comparisons. We use the software packages from Lozano and Swirszcz (2012) and Statovic (Retrieved July 27, 2020) to solve these two multi-task learning algorithms. The regularization parameters of these two multi-task models are estimated using 10-fold cross-validation. We use exhaustive search to solve the original TLCp problem here.

For each target data size ($n = 210, 250, 290$), we randomly split the target data set (the blast furnace A) 20 times with n samples as the training set and the remaining 100 samples as the test set of these feature selection models. For the proposed TLCp approach, all (800) samples of the blast furnace B will be treated as the source training data set. Here, we use the percentage unexplained variance (Bakker and Heskes, 2003) to measure model performance, denoted as the mean squared error on the test set as a percentage of the total data variance (for a specific task). Thus, the percentage unexplained variance can be viewed as a scaled version of the mean squared prediction error. The lower the value of the unexplained percentage variance the better the model performance. Based on the definition of relative task dissimilarity given previously, we can calculate the relative dissimilarity between these two blast furnace tasks as 0.89. In this context, the TLCp procedure parameters are tuned based on the rules introduced previously. Specifically, we set $\lambda_1^* = \hat{\sigma}_2^2, \lambda_2^* = \hat{\sigma}_1^2, \lambda_3^* = \frac{4\hat{\sigma}_1^2\hat{\sigma}_2^2}{\hat{\sigma}_t^2}$ and $\lambda_4^* = \min_{i \in \{1, \dots, k\}} \left\{ \lambda \left(2 - \frac{\hat{Q}_i^*}{\sqrt{\hat{M}_i^* \hat{N}_i^*}} \right) / 4\hat{\sigma}_1^2(\hat{G}_i^*)^2 \right\}$, where $\hat{\sigma}_j^2$ is the estimated residual variance ($\hat{\sigma}_j^2 = (\mathbf{Y}_j - \hat{\mathbf{Y}}_j)^\top (\mathbf{Y}_j - \hat{\mathbf{Y}}_j) / (m_j - k)$), where $\hat{\mathbf{Y}}_j$ is the least squares estimation of \mathbf{Y}_j and $m_j - k$ provide the degrees of freedom of the corresponding residuals, for $j = 1, 2$. Finally, $\hat{M}_t^* = \hat{\sigma}_1^2 m \frac{\delta_t^2 + \frac{\hat{\sigma}_1^2}{n}}{\delta_t^2 + \frac{\hat{\sigma}_1^2}{n} + \frac{\hat{\sigma}_2^2}{m}}, \hat{N}_t^* = \hat{\sigma}_2^2 n \frac{\delta_t^2 + \frac{\hat{\sigma}_2^2}{m}}{\delta_t^2 + \frac{\hat{\sigma}_1^2}{n} + \frac{\hat{\sigma}_2^2}{m}}, \hat{Q}_t^* = \frac{-2\hat{\sigma}_1^2\hat{\sigma}_2^2}{\delta_t^2 + \frac{\hat{\sigma}_1^2}{n} + \frac{\hat{\sigma}_2^2}{m}}, \hat{G}_t^* = \sqrt{\frac{mn}{n\hat{M}_t^*\hat{\sigma}_2^2 + m\hat{N}_t^*\hat{\sigma}_1^2}},$ for $t = 1, \dots, k$.

Figure 6 gives the performance comparisons of the two proposed TLCp procedures and other baseline methods. As Figure 6 (a) shows, if we tune TLCp parameters as described above, the original TLCp scheme outperforms the original Cp method for each sample size. Specifically, the original TLCp outperforms the original Cp 29% in terms of the average excess unexplained variance across three sample sizes. The excess unexplained variance is denoted as the difference between the unexplained variance and the ideal unexplained variance, the latter of which is the theoretical best performance of a model. Moreover, the original TLCp method is competitive with methods that are not Cp-based, i.e., the stepwise FS and LASSO, and performs dramatically better than univariate FS. We also observe that the approximate TLCp method, which identifies an estimator that asymptotically approximates the solution of the original TLCp problem when $n \rightarrow \infty$, achieves satisfactory performance when the sample sizes are limited. These observations demonstrate the superiority of the two proposed TLCp frameworks.

To show the capacity of the proposed TLCp schemes to leverage related tasks, in Figure 6 (b), we compare the TLCp procedures and the aforementioned baseline methods trained on the whole data (as though all the data are sampled from one blast furnace). We see that our TLCp methods consistently produce significant improvements over the benchmarks.

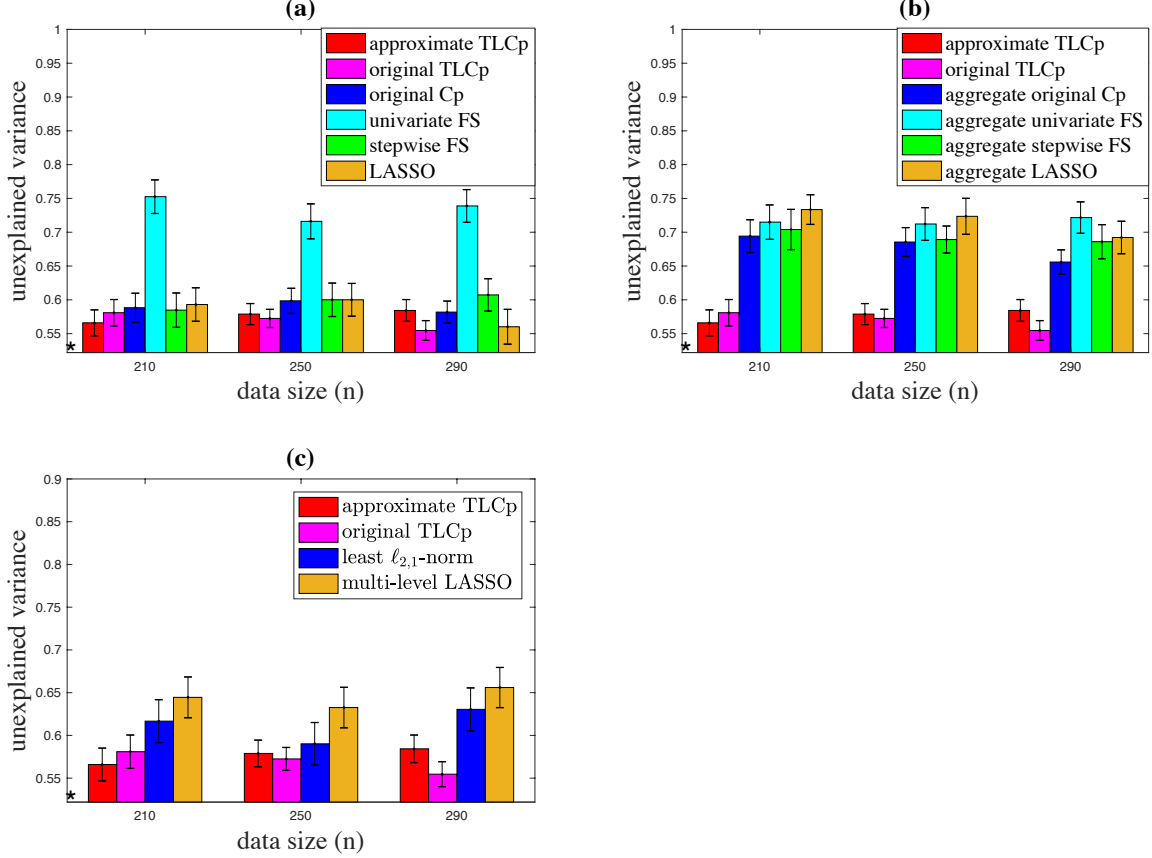


Figure 6: Unexplained variance performance under different models as a function of the number of target training data. The unexplained variance is computed based on 20 random splits of the target blast furnace data into the training and test datasets (Smaller values indicate higher predictive accuracy). For each model, we plot the error bar to describe the standard deviation of the (mean) unexplained variance. In addition, * indicates the ideal unexplained variance for the target task, which is computed by substituting the mean squared prediction error as an unbiased estimation of the residual variance σ_1^2 using the entire target data set.

This performance demonstrates the ability of the proposed TLCp mechanisms to efficiently capture useful information shared among the target and source tasks.

In addition, thanks to the proposed tuning rules, our TLCp procedures outperform the existing two multi-task learning methods, the least $\ell_{2,1}$ -norm method and the multi-level LASSO in the blast furnace problem (see Figure 6 (c)).

Experiments on school data. This section will continue to evaluate the performance of the proposed TLCp method on school data, which can be found in Bakker and Heskes (2003); Argyriou et al. (2008); Zhou et al. (2011). The data consists of examination scores of 15362 students from 139 secondary schools in London during 1985, 1986, and 1987. Following the data pre-processing method used in Bakker and Heskes (2003) and Argyriou

et al. (2008), we transformed the categorical attributes of this school data to binary variables, with a total of 28 features with a bias column. Without loss of generality, our target task is to predict students' exam scores from the first school (which contains 200 samples). The relative dissimilarities between the selected target task and all the candidate 138 source tasks are within the interval $[0.41, 2.85]$. Therefore, these 139 tasks are similar to each other based on the relative task dissimilarity definition here. To show how the proposed TLCp schemes will behave as the relative task dissimilarity changes, we choose the 4-th and 20-th tasks as two source tasks for the TLCp procedure, with the corresponding task dissimilarity values 0.85 and 2.85. The design matrices for these tasks are all singular (implying redundancy of the given features). Thus, we will delete some redundant features for each task beforehand to make the corresponding design matrix full-rank.

Our primary goal is to test the TLCp scheme's performance with two tasks to verify the effectiveness of the derived parameter tuning rules. To demonstrate how the proposed TLCp method can be applied to more than two tasks, we will also present experimental results for the case of three tasks. For the TLCp with three tasks, we set $\lambda_1 = \hat{\sigma}_2^2 \hat{\sigma}_3^2$, $\lambda_2 = \hat{\sigma}_1^2 \hat{\sigma}_3^2$, $\lambda_3 =$

$$\hat{\sigma}_1^2 \hat{\sigma}_2^2, \gamma^i = 12 \hat{\sigma}_1^2 \hat{\sigma}_2^2 \hat{\sigma}_3^2 / (\delta_1^i + \delta_2^i)^2 (i = 1, \dots, k) \text{ and } \lambda_4 = \min_{i \in \{1, \dots, k\}} \left\{ \frac{\lambda \left(2 - \frac{\tilde{Q}_i}{\sqrt{\tilde{M}_i \tilde{N}_i \tilde{W}_i}} \right)}{4 \sigma_1^2 (\tilde{G}_i)^2} \right\},$$

where $\lambda = 2 \hat{\sigma}_1^2$, $\tilde{Q}_i = \frac{-2 \hat{\sigma}_1^2 \hat{\sigma}_2^2 \hat{\sigma}_3^2}{(\delta_1^i + \delta_2^i)^2 + \frac{\hat{\sigma}_1^2}{n} + \frac{\hat{\sigma}_2^2}{m_2} + \frac{\hat{\sigma}_3^2}{m_3}}$, $\tilde{M}_i = \frac{\hat{\sigma}_1^2 m_2 m_3 [(\delta_1^i + \delta_2^i)^2 + \frac{\hat{\sigma}_1^2}{n}]}{(\delta_1^i + \delta_2^i)^2 + \frac{\hat{\sigma}_1^2}{n} + \frac{\hat{\sigma}_2^2}{m_2} + \frac{\hat{\sigma}_3^2}{m_3}}$, $\tilde{N}_i = \frac{\hat{\sigma}_2^2 n m_3 [(\delta_1^i + \delta_2^i)^2 + \frac{\hat{\sigma}_2^2}{m_2}]}{(\delta_1^i + \delta_2^i)^2 + \frac{\hat{\sigma}_1^2}{n} + \frac{\hat{\sigma}_2^2}{m_2} + \frac{\hat{\sigma}_3^2}{m_3}}$, $\tilde{W}_i = \frac{\hat{\sigma}_3^2 n m_2 [(\delta_1^i + \delta_2^i)^2 + \frac{\hat{\sigma}_3^2}{m_3}]}{(\delta_1^i + \delta_2^i)^2 + \frac{\hat{\sigma}_1^2}{n} + \frac{\hat{\sigma}_2^2}{m_2} + \frac{\hat{\sigma}_3^2}{m_3}}$, $\tilde{G}_i = \sqrt{\frac{n m_2 m_3}{n \tilde{M}_i \hat{\sigma}_2^2 \hat{\sigma}_3^2 + m_2 \tilde{N}_i \hat{\sigma}_1^2 \hat{\sigma}_3^2 + m_3 \tilde{W}_i \hat{\sigma}_1^2 \hat{\sigma}_2^2}}$ for $i = 1, \dots, k$, which are the natural extensions of the parameter selection from the two task case.

In this context, experiments will be conducted on three different sample sizes. For each target sample size ($n = 130, 150, 170$), we divide the target data set into 200 random splits with n samples as the training data and the rest 30 samples as the test data. Our TLCp procedures will be compared with the aforementioned benchmarks in the example, and the tuning parameters of these models will be determined as previously. The percentage unexplained variance is also used as the model performance measurement here.

Figure 7 shows that, when the relative task dissimilarity value is small (i.e., 0.85), the original TLCp achieves the best performance as all the benchmarks (the original Cp criterion, univariate FS, stepwise FS and LASSO) for all three sample sizes. Specifically, the original TLCp improves the original Cp 52% in terms of the average excess unexplained variance across three data sizes. The original TLCp approach is remarkably competitive with univariate FS, stepwise FS, and the LASSO trained on the aggregated dataset. In addition, it seems that the aggregate Cp criterion can perform almost as well as the original TLCp approach, which may be because the relative dissimilarity between the target and source task is very small. Thus, in this case, the original TLCp method is almost equivalent to the aggregate original Cp criterion. Based on the parameters tuning rule previously introduced, the estimated regularization parameter $\hat{\gamma}$ of the TLCp procedure which controls the significance of the task-specific part of the regression coefficient vector, will approach ∞ when the relative dissimilarity between target and source tasks is close to 0. This mechanism forces the TLCp procedure to learn these two tasks without distinction. We also compare

the original TLCp to the other two multi-task learning methods introduced above (which are two generalizations of LASSO in the multi-task settings). We see that our TLCp method is significantly better than both these benchmarks as the target sample size grows. Finally, our experiment for the TLCp using three tasks also demonstrates the potential advantages of the proposed TLCp framework for considering increasingly related tasks.

When the relative task dissimilarity value grows to 2.85 (see Figure 8), the unexplained variance value of the original TLCp increases slightly. However, the former still performs better than most of the benchmarks in this case. The original TLCp improves the original Cp 30% in terms of the average excess unexplained variance across three data sizes. This behavior demonstrates the robustness of the original TLCp approach compared to the relative task dissimilarity measure. We also find that the unexplained variance values of the aggregate methods are generally larger than the corresponding results in Figure 7, again demonstrating the rationality of the given relative task dissimilarity definition.

It is worth noting that the proposed approximate TLCp is also competitive with the benchmarks in this dataset, and it even performs better than the original TLCp when the target training data reaches 170 in both the relative task dissimilarity values. Therefore, we recommend using the approximate TLCp approach when the users are particularly concerned with the cost of computation.

Experiments on Parkinson’s data. We finally test the proposed TLCp methods using the “Parkinson’s telemonitoring data set” from the UCI Machine Learning Repository (Tsanas et al., 2009). This dataset consists of a range of biomedical voice measurements from 42 people with early-stage Parkinson’s disease recruited for a six-month trial of a telemonitoring device for remote symptom progression monitoring. Our main goal is to predict the monitor UPDRS score for each person from the given features including the time interval from baseline recruitment date and 16 biomedical voice measures. Thus, there are 42 tasks. Without loss of generality, we choose data from the first person as the target dataset. Then, we have 41 candidate source datasets. Note that the relative dissimilarities between the selected target task and the remaining 41 candidate source tasks are within the interval of $[0.13, 21.22]$, which indicates the divergent levels of similarity between tasks. To show the performance of the TLCp procedures when the relative task dissimilarity varies greatly, we choose the records from the 24-th, 3-rd and 36-th persons as the source datasets for the TLCp, with the corresponding relative task dissimilarities 0.20, 2.02 and 21.22, respectively.

Considering there are less than 150 records for each selected task, the experiments are conducted only on two different sample sizes. For each sample size ($n = 100, 110$), we randomly split the target dataset 100 times with n samples as the training set and the remaining 30 as the test set. Following the same experimental design used in the last two examples, our TLCp procedures will be compared to the aforementioned benchmarks, and the corresponding tuning parameters will be determined as previously. The percentage unexplained variance is used to measure the prediction performance of different models.

All experimental results on the Parkinson’s data are shown in Figure 9, Figure 10 and Figure 11, with the relative task dissimilarities 0.20, 2.02 and 21.22, respectively. We first observe from these results that, when the relative task dissimilarity is relatively small, i.e., 0.20 in Figure 9, the original TLCp method remarkably outperforms the original Cp

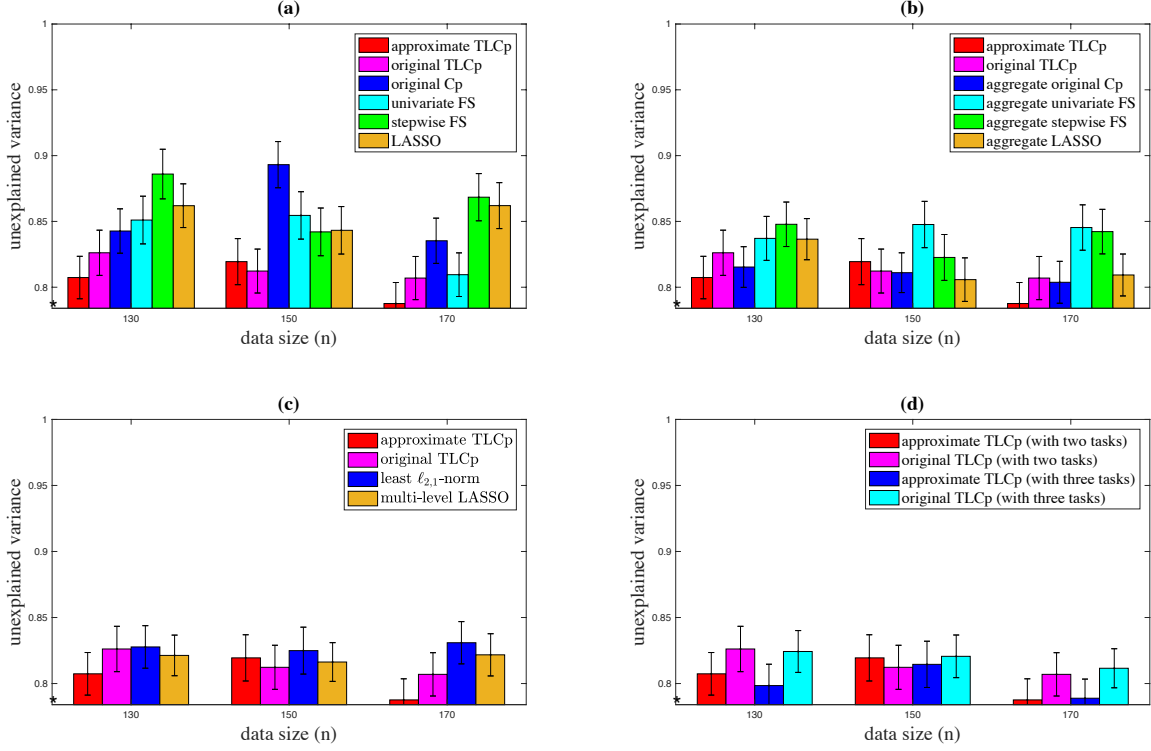


Figure 7: Unexplained variance performance under different models as the number of target training data varies. The unexplained variance is computed based on 200 random splits of the school data w.r.t. the 1-st task (the target one) into the training and test datasets, the 4-th task acts as the source task. Smaller values indicate higher predictive accuracy. The 11-th task (with relative task dissimilarity value 0.44) is treated as the second source task for the the TLCp with three tasks. For each model, we plot the error bar to describe the standard deviations of the (mean) unexplained variance. In addition, * indicates the ideal unexplained variance for the target task as mentioned before.

criterion at both sample sizes. Specifically, the original TLCp improves the original Cp 37% in terms of the average excess unexplained variance across two sample sizes.

The original TLCp method can still perform better than the Cp criterion when the relative task dissimilarity is relatively large, i.e., 2.02 in Figure 10. In this case, the original TLCp improves the original Cp 13% in terms of the average excess unexplained variance across two sample sizes. This behavior demonstrates the capacity of the original TLCp method to leverage the related tasks. However, when the relative task dissimilarity grows greatly, i.e., 21.22 in Figure 11, the original TLCp method performs slightly worse than the original Cp. This occurs because the derived parameters tuning rules for the TLCp procedure are optimal when the relative task dissimilarity is relatively small. Second, we see that the original TLCp is significantly better than the aggregate methods when the relative task dissimilarity is relatively large (see Figures 10 and 11). The aggregate methods may slightly outperform the original TLCp when the relative task dissimilarity is small. This occurs because the original TLCp method is almost equivalent to the aggregate Cp criterion

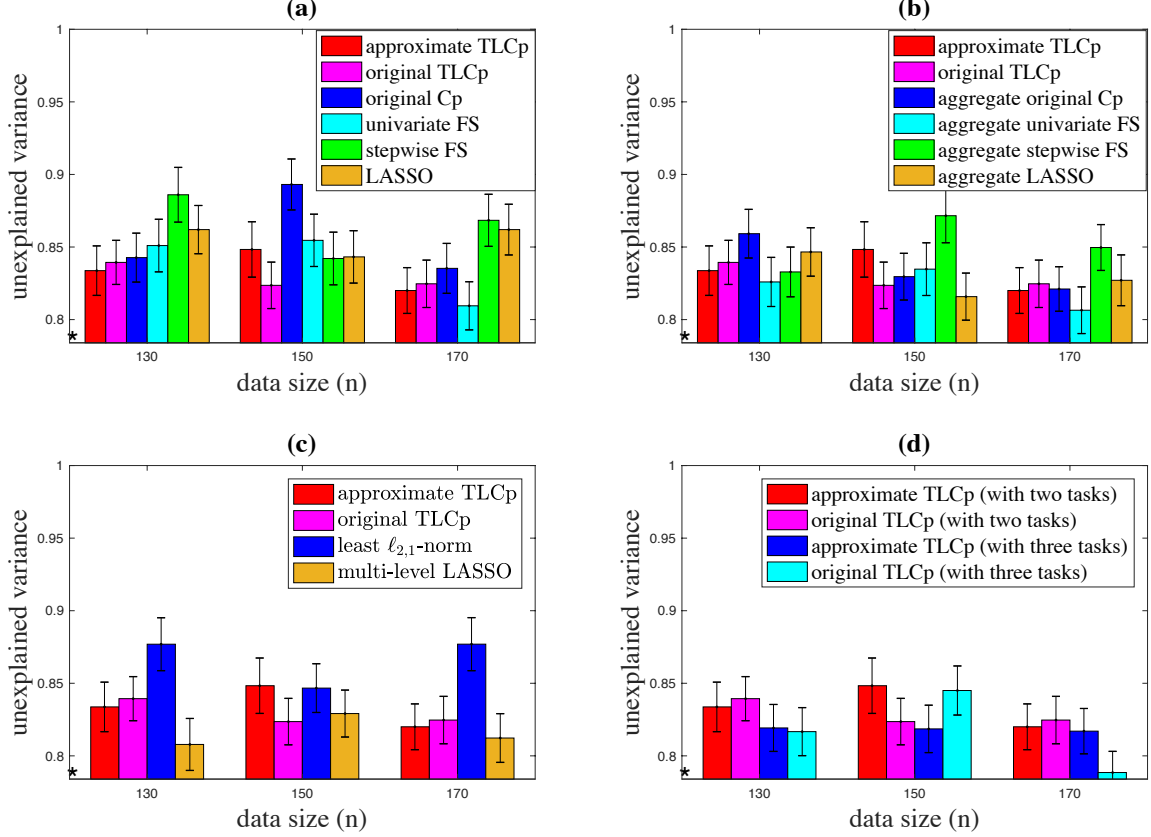


Figure 8: Unexplained variance performance under different models. As introduced above, we make 200 random splits of the school data w.r.t. the 1-st task to calculate the unexplained variance. The 20-th task is treated as the (first) source task. For the TLCp with three tasks, we use the 11-th task as the second source task.

when the relative task dissimilarity reaches zero, and the applied parameter tuning rules for the original TLCp method are “sub-optimal” in the non-orthogonal case. In general, our original TLCp method is more robust than the aggregate methods regarding the relative task dissimilarity values. On the other hand, the performance changes of these aggregate methods shown in Figures 9, 10 and 11 partly demonstrate the rationality of the given relative task dissimilarity definition.

Based on the proposed parameter tuning rules, the original TLCp procedure indeed performs better than the original Cp criterion in most cases. However, this does not imply that the original TLCp method is always better than any other feature selection method in every situation. As shown in Figure 9, when the relative task dissimilarity is small, the original TLCp method performs as well as the stepwise FS and LASSO, and worse than the univariate FS. The original TLCp method can behave worse than all these baseline methods when the relative task dissimilarity value is very large as seen in Figure 11. This is because the proposed TLCp method is Cp-based, and it is difficult to compare the experimental

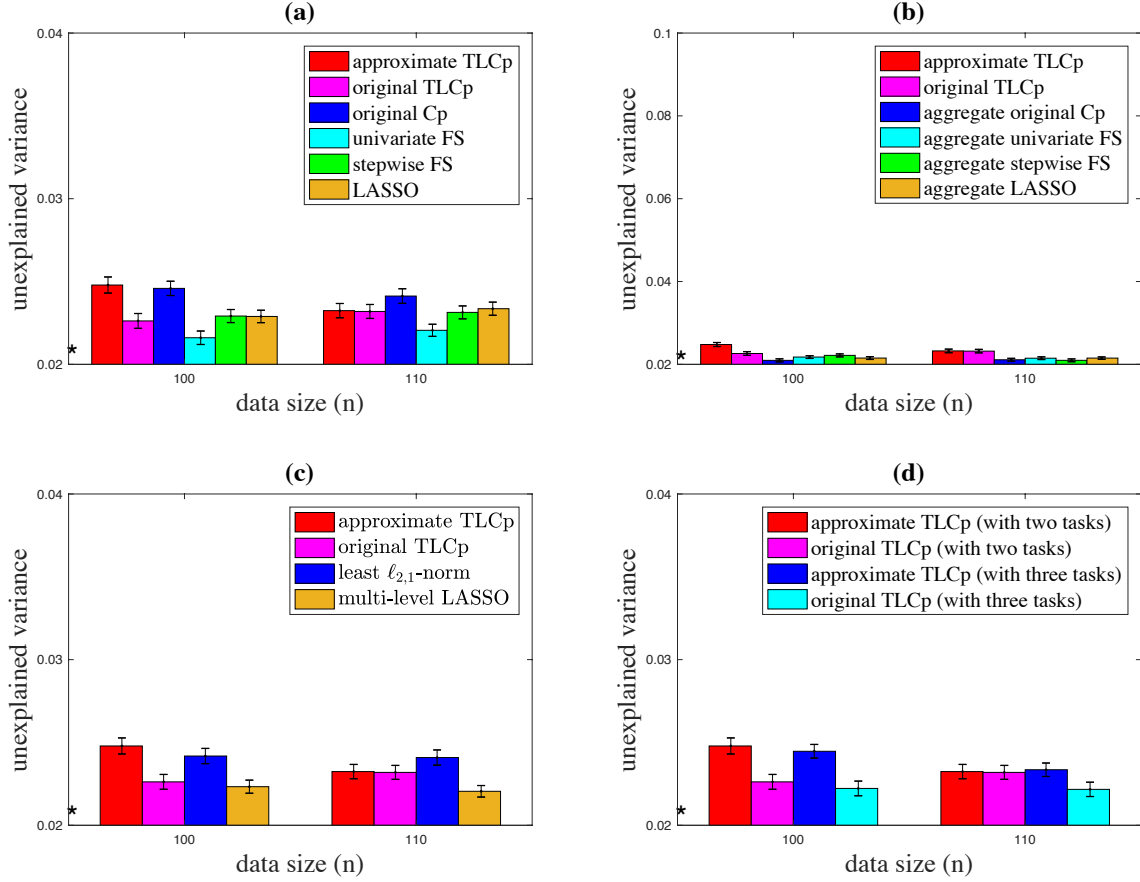


Figure 9: Unexplained variance performance under different models. Here, the unexplained variance is computed based on 100 random splits of the Parkinson’s data w.r.t. the 1-st task into the training and test datasets. The 24-th task acts as the (first) source task. For the TLCp with three tasks, we use the 33-rd task (with the relative task dissimilarity value 0.13) as the second source task.

results to other different methodologies. These observations inspire us to study the benefit of transfer learning applied to different base models, which we will investigate in future work. Our original TLCp approach consistently outperforms the least $\ell_{2,1}$ -norm method in all three cases. Additionally, there is no clear winner between the original TLCp and the multi-level LASSO in this dataset. Finally, our experimental results for the original TLCp with three tasks illustrate the potential benefits of incorporating increasingly related source tasks with the original TLCp procedure.

The results from Figures 9, 10 and 11 also demonstrate that the approximate TLCp procedure can almost achieve the same performance as the original TLCp method when the

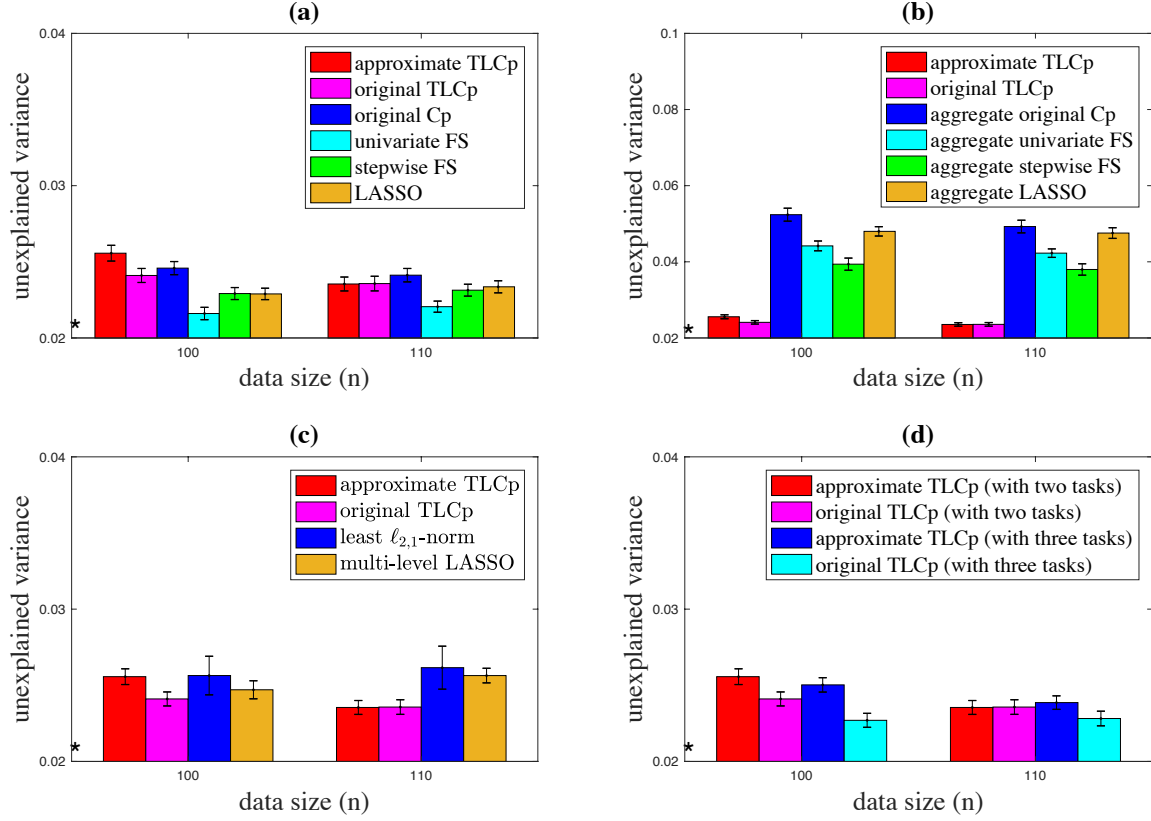


Figure 10: Unexplained variance performance under different models. We make 100 random splits of the Parkinson’s data w.r.t. the 1-st task to calculate the unexplained variance. The 3-rd task is treated as the (first) source task. For the TLCp with three tasks, we use the 24-th task as the second source task.

target sample size grows to 110. This behavior also agrees with the asymptotic property of the approximate TLCp method.

8. Conclusions

Our paper explores the effectiveness of the transfer learning technique in the context of Mallows’ Cp criterion from both a theoretical and empirical perspective. Our results show that if the parameters (complexity penalties) of the orthogonal TLCp are well-chosen, and the (relative) dissimilarity between the learning tasks of the source and target domains is small, then the proposed orthogonal TLCp estimator is superior to the orthogonal Cp estimator both in identifying important features and obtaining a lower MSE value. Moreover, when our learning framework is applied to exploit the orthogonal Cp criterion, it can be extended to BIC. We also provide a feasible estimator to asymptotically approximate the non-orthogonal Cp solution by studying the orthogonalized Cp estimator, similarly to the case of the non-orthogonal TLCp.

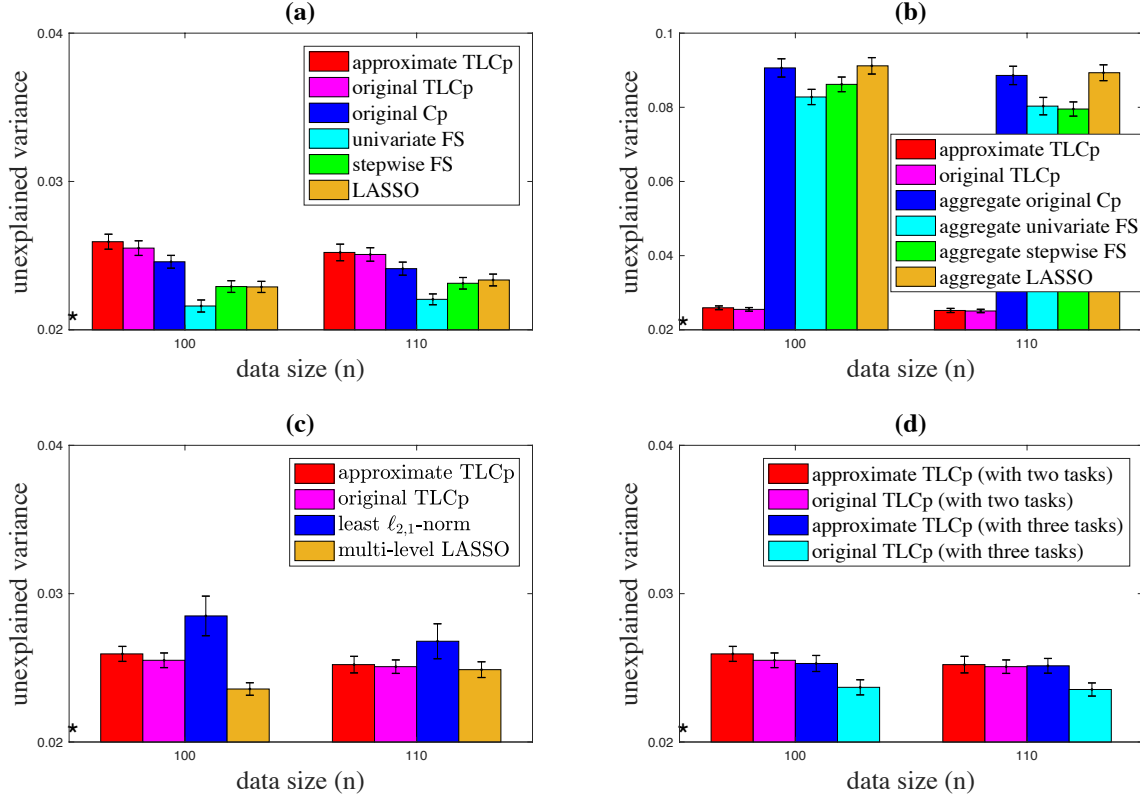


Figure 11: Unexplained variance performance under different models. We make 100 random splits of the school data w.r.t. the 1-st task to calculate the unexplained variance. The 36-th task is treated as the (first) source task. For the TLCp with three tasks, we use the 24-th task as the second source task.

In future work, we will continue to investigate the benefits of integrating transfer learning with other feature selection criteria, such as the Akaike’s information criterion, the Hannan-Quinn information criterion, and the risk inflation criterion.

Acknowledgments

This project was supported by the National Natural Science Foundation of China under Grant No. 12071428 and 11671418, and the Zhejiang Provincial Natural Science Foundation of China under Grant No. LZ20A010002.

References

- Hirofugu Akaike. A new look at the statistical model identification. *IEEE transactions on automatic control*, 19(6):716–723, 1974.
- Rie Kubota Ando and Tong Zhang. A framework for learning predictive structures from multiple tasks and unlabeled data. *Journal of Machine Learning Research*, 6(Nov):1817–1853, 2005.
- Andreas Argyriou, Theodoros Evgeniou, and Massimiliano Pontil. Multi-task feature learning. In *Advances in neural information processing systems*, pages 41–48, 2007.
- Andreas Argyriou, Theodoros Evgeniou, and Massimiliano Pontil. Convex multi-task feature learning. *Machine learning*, 73(3):243–272, 2008.
- Bart Bakker and Tom Heskes. Task clustering and gating for bayesian multitask learning. *Journal of Machine Learning Research*, 4(May):83–99, 2003.
- André Barreto, Will Dabney, Rémi Munos, Jonathan J Hunt, Tom Schaul, Hado P van Hasselt, and David Silver. Successor features for transfer in reinforcement learning. In *Advances in neural information processing systems*, pages 4055–4065, 2017.
- Peter L Bartlett and Shahar Mendelson. Rademacher and Gaussian complexities: Risk bounds and structural results. *Journal of Machine Learning Research*, 3(Nov):463–482, 2002.
- Jonathan Baxter. A model of inductive bias learning. *Journal of Artificial Intelligence Research*, 12:149–198, 2000.
- Shai Ben-David and Reba Schuller. Exploiting task relatedness for multiple task learning. In *Learning Theory and Kernel Machines*, pages 567–580. Springer, 2003.
- Giorgos Borboudakis and Ioannis Tsamardinos. Forward-backward selection with early dropping. *The Journal of Machine Learning Research*, 20(1):276–314, 2019.
- Guido Buzzi-Ferraris and Flavio Manenti. *Interpolation and regression models for the chemical engineer: Solving numerical problems*. John Wiley & Sons, 2010.
- Emmanuel Candes, Terence Tao, et al. The dantzig selector: Statistical estimation when p is much larger than n . *The annals of Statistics*, 35(6):2313–2351, 2007.
- Alison Cozad, Nikolaos V Sahinidis, and David C Miller. Learning surrogate models for simulation-based optimization. *AIChE Journal*, 60(6):2211–2227, 2014.
- Alison Cozad, Nikolaos V Sahinidis, and David C Miller. A combined first-principles and data-driven approach to model building. *Computers & Chemical Engineering*, 73:116–127, 2015.
- Wenyuan Dai, Qiang Yang, Gui-Rong Xue, and Yong Yu. Boosting for transfer learning. In *Proceedings of the 24th international conference on Machine learning*, pages 193–200, 2007.

- Jennifer G Dy and Carla E Brodley. Feature selection for unsupervised learning. *Journal of machine learning research*, 5(Aug):845–889, 2004.
- John J Dziak, Donna L Coffman, Stephanie T Lanza, Runze Li, and Lars S Jermiin. Sensitivity and specificity of information criteria. *Briefings in bioinformatics*, 21(2):553–565, 2020.
- Theodoros Evgeniou and Massimiliano Pontil. Regularized multi-task learning. In *Proceedings of the tenth ACM SIGKDD international conference on Knowledge discovery and data mining*, pages 109–117. ACM, 2004.
- Dean P Foster and Edward I George. The risk inflation criterion for multiple regression. *The Annals of Statistics*, pages 1947–1975, 1994.
- Jerome Friedman, Trevor Hastie, and Robert Tibshirani. *The elements of statistical learning*, volume 1. Springer series in statistics New York, 2001.
- Katrina Glaeser and Travis Scrimshaw. *Linear algebra*. Davis California, 2013.
- Isabelle Guyon and André Elisseeff. An introduction to variable and feature selection. *Journal of machine learning research*, 3(Mar):1157–1182, 2003.
- Isabelle Guyon, Jason Weston, Stephen Barnhill, and Vladimir Vapnik. Gene selection for cancer classification using support vector machines. *Machine learning*, 46(1-3):389–422, 2002.
- Edward J Hannan and Barry G Quinn. The determination of the order of an autoregression. *Journal of the Royal Statistical Society. Series B (Methodological)*, pages 190–195, 1979.
- Thibault Helleputte and Pierre Dupont. Feature selection by transfer learning with linear regularized models. In *Joint European Conference on Machine Learning and Knowledge Discovery in Databases*, pages 533–547. Springer, 2009.
- Charles G Hill. *An introduction to chemical engineering kinetics & reactor design*. John Wiley & Sons, Hoboken, NJ. USA, 1977.
- Shin Hoo-Chang, Holger R Roth, Mingchen Gao, Le Lu, Ziyue Xu, Isabella Nogues, Jianhua Yao, Daniel Mollura, and Ronald M Summers. Deep convolutional neural networks for computer-aided detection: Cnn architectures, dataset characteristics and transfer learning. *IEEE transactions on medical imaging*, 35(5):1285, 2016.
- Tony Jebara. Multi-task feature and kernel selection for SVMs. In *Proceedings of the twenty-first international conference on Machine learning*, page 55. ACM, 2004.
- Ilja Kuzborskij and Francesco Orabona. Stability and hypothesis transfer learning. In *International Conference on Machine Learning*, pages 942–950, 2013.
- Jun Liu, Shuiwang Ji, and Jieping Ye. Multi-task feature learning via efficient l_2, l_1 -norm minimization. In *Proceedings of the twenty-fifth conference on uncertainty in artificial intelligence*, pages 339–348. AUAI Press, 2009.

Karim Lounici, Massimiliano Pontil, Alexandre B Tsybakov, and Sara Van De Geer. Taking advantage of sparsity in multi-task learning. *arXiv preprint arXiv:0903.1468*, 2009.

Aurelie C Lozano and Grzegorz Swirszcz. Multi-level lasso for sparse multi-task regression. In *Proceedings of the 29th International Conference on International Conference on Machine Learning*, pages 595–602, 2012.

Colin L Mallows. Some comments on Cp. *Technometrics*, 15(4):661–675, 1973.

Andreas Maurer. Bounds for linear multi-task learning. *Journal of Machine Learning Research*, 7(Jan):117–139, 2006.

Andreas Maurer, Massi Pontil, and Bernardino Romera-Paredes. Sparse coding for multitask and transfer learning. In *International Conference on Machine Learning*, pages 343–351, 2013.

Lilyana Mihalkova, Tuyen Huynh, and Raymond J Mooney. Mapping and revising markov logic networks for transfer learning. In *AAAI*, volume 7, pages 608–614, 2007.

Ryuhei Miyashiro and Yuichi Takano. Subset selection by Mallows’ Cp: A mixed integer programming approach. *Expert Systems with Applications*, 42:325–331, 2015.

Ryuei Nishii. Asymptotic properties of criteria for selection of variables in multiple regression. *The Annals of Statistics*, pages 758–765, 1984.

Guillaume Obozinski, Ben Taskar, and Michael Jordan. Multi-task feature selection. *Statistics Department, UC Berkeley, Tech. Rep*, 2(2.2), 2006.

Sinno Jialin Pan and Qiang Yang. A survey on transfer learning. *IEEE Transactions on knowledge and data engineering*, 22(10):1345–1359, 2010.

Hanchuan Peng, Fuhui Long, and Chris Ding. Feature selection based on mutual information criteria of max-dependency, max-relevance, and min-redundancy. *IEEE Transactions on pattern analysis and machine intelligence*, 27(8):1226–1238, 2005.

Massimiliano Pontil and Andreas Maurer. Excess risk bounds for multitask learning with trace norm regularization. In *Conference on Learning Theory*, pages 55–76, 2013.

Gideon Schwarz et al. Estimating the dimension of a model. *The annals of statistics*, 6(2):461–464, 1978.

Rudy Setiono and Huan Liu. Neural-network feature selector. *IEEE transactions on neural networks*, 8(3):654–662, 1997.

Jun Shao. An asymptotic theory for linear model selection. *Statistica sinica*, pages 221–242, 1997.

Statovic. Non-negative garotte (<https://www.mathworks.com/matlabcentral/fileexchange/20812-non-negative-garotte>). In *MATLAB Central File Exchange*, Retrieved July 27, 2020.

- Jean M Steppe and Kenneth W Bauer Jr. Feature saliency measures. *Computers & Mathematics with Applications*, 33(8):109–126, 1997.
- Mahito Sugiyama, Chloé-Agathe Azencott, Dominik Grimm, Yoshinobu Kawahara, and Karsten M Borgwardt. Multi-task feature selection on multiple networks via maximum flows. In *Proceedings of the 2014 SIAM International Conference on Data Mining*, pages 199–207. SIAM, 2014.
- Mohit Tawarmalani and Nikolaos V Sahinidis. A polyhedral branch-and-cut approach to global optimization. *Mathematical Programming*, 103(2):225–249, 2005.
- Robert Tibshirani. Regression shrinkage and selection via the lasso. *Journal of the Royal Statistical Society: Series B (Methodological)*, 58(1):267–288, 1996.
- Athanasios Tsanas, Max A Little, Patrick E McSharry, and Lorraine O Ramig. Accurate telemonitoring of parkinson’s disease progression by noninvasive speech tests. *IEEE transactions on Biomedical Engineering*, 57(4):884–893, 2009.
- Leye Wang, Xu Geng, Xiaojuan Ma, Daqing Zhang, and Qiang Yang. Ridesharing car detection by transfer learning. *Artificial Intelligence*, 2019.
- Sen Wang, Xiaojun Chang, Xue Li, Quan Z Sheng, and Weitong Chen. Multi-task support vector machines for feature selection with shared knowledge discovery. *Signal Processing*, 120:746–753, 2016a.
- Xiangyu Wang, David Dunson, and Chenlei Leng. No penalty no tears: Least squares in high-dimensional linear models. In *International Conference on Machine Learning*, pages 1814–1822. PMLR, 2016b.
- Zachary T Wilson and Nikolaos V Sahinidis. The ALAMO approach to machine learning. *Computers & Chemical Engineering*, 106:785–795, 2017.
- Ming Yuan and Yi Lin. Model selection and estimation in regression with grouped variables. *Journal of the Royal Statistical Society: Series B (Statistical Methodology)*, 68(1):49–67, 2006.
- Yu Zhang, Dit-Yan Yeung, and Qian Xu. Probabilistic multi-task feature selection. In *Advances in neural information processing systems*, pages 2559–2567, 2010.
- Peng Zhao and Bin Yu. On model selection consistency of lasso. *Journal of Machine learning research*, 7(Nov):2541–2563, 2006.
- J. Zhou, J. Chen, and J. Ye. *MALSAR: Multi-tAsk Learning via StructurAl Regularization*. Arizona State University, 2011. URL <http://www.public.asu.edu/~jye02/Software/MALSAR>.

Appendix A. The statistical angle to understand the Cp and TLCp criteria

A.1 Connections between the Cp criterion and statistical tests

We first illustrate that using the orthogonal Cp criterion to selection features is equivalent to performing the statistical tests.

(1) we can rephrase Proposition 1 as,

$$\hat{a}_i = \begin{cases} \beta_i + \frac{W_i^\top \boldsymbol{\varepsilon}}{n}, & \text{if } r_i > \frac{\sqrt{\lambda}}{s_{\mathbf{y}}} \text{ or } r_i < -\frac{\sqrt{\lambda}}{s_{\mathbf{y}}} \\ 0, & \text{otherwise} \end{cases} \quad (21)$$

where r_i denotes the Pearson's correlation coefficient between the i -th feature W_i and the response \mathbf{y} , and $s_{\mathbf{y}} := \sqrt{\mathbf{y}^\top \mathbf{y}}$, for $i = 1, \dots, k$. Notice that the sample Pearson's correlation coefficient can be calculated as $r_i = \frac{W_i^\top \mathbf{y}}{\sqrt{W_i^\top W_i} \sqrt{\mathbf{y}^\top \mathbf{y}}}$ by the orthogonality assumption and if \mathbf{y} is standardized beforehand.

Therefore, under the orthogonality assumption, using the Cp criterion amounts to performing univariate feature selection with Pearson's correlation coefficient. Therefore, we can further show that using the orthogonal Cp criterion is equivalent to utilizing a specific significance level on p -value of the z -test for each feature.

Construct the z -statistic, $z_i = \frac{r_i s_{\mathbf{y}}}{\sigma_1} - \frac{\sqrt{n} \beta_i}{\sigma_1}$ for the i -th regression coefficient estimate. Under the null hypothesis that $\beta_i = 0$, or equivalently the corresponding population Pearson's correlation coefficient equals zero, the z -statistic follows the standard normal distribution. Then, the significance level of this test (or the probability of falsely selecting a superfluous feature) can be calculated as $\alpha_1(\lambda) = 2\phi(-\frac{\sqrt{\lambda}}{\sigma_1})$, which is obtained by substituting one of the critical values $r_0 = -\frac{\sqrt{\lambda}}{s_{\mathbf{y}}}$ of the sample Pearson's correlation coefficient r_i into the z -statistic, where $\phi(u) = \int_{-\infty}^u \frac{1}{\sqrt{2\pi}} \exp\left\{-\frac{x^2}{2}\right\} dx$. Therefore, using the orthogonal Cp criterion is equivalent to performing the statistical z -test for each feature with the significance level α_1 . So Remark 2 holds. Note that the significance level α_1 is exactly the result of Theorem 3 when $\beta_i = 0$.

In particular, if fixing $\lambda = 2\sigma_1^2$, then our analysis above indicates that using Mallows' Cp criterion amounts to performing the statistical z -test for each feature with the significance level $\alpha_1(2\sigma_1^2) \approx 0.16$.

(2) When the i -th true regression coefficient $\beta_i \neq 0$, then the result in Theorem 3 actually corresponds to the power of the hypothesis test (with the null hypothesis $H_0 : \beta_i = 0$, and the alternative hypothesis $H_1 : \beta_i \neq 0$) w.r.t. the z -statistic introduced above, for $i = 1, \dots, k$.

Note that the power refers to the probability of the hypothesis test to identify a relevant feature correctly. Based on the aforementioned analysis, H_0 will be rejected if $\frac{r_i s_{\mathbf{y}}}{\sigma_1} > \frac{\sqrt{\lambda}}{\sigma_1}$ or

$\frac{r_i s_{\mathbf{y}}}{\sigma_1} < -\frac{\sqrt{\lambda}}{\sigma_1}$. Then, the power can be computed as

$$\begin{aligned}
 B(\beta_i) &= P_r \left\{ \frac{r_i s_{\mathbf{y}}}{\sigma_1} > \frac{\sqrt{\lambda}}{\sigma_1} \text{ or } \frac{r_i s_{\mathbf{y}}}{\sigma_1} < -\frac{\sqrt{\lambda}}{\sigma_1} \mid \beta_i \neq 0 \right\} \\
 &= P_r \left\{ \frac{r_i s_{\mathbf{y}} - \sqrt{n}\beta_i}{\sigma_1} > \frac{\sqrt{\lambda} - \sqrt{n}\beta_i}{\sigma_1} \text{ or } \frac{r_i s_{\mathbf{y}} - \sqrt{n}\beta_i}{\sigma_1} < \frac{-\sqrt{\lambda} - \sqrt{n}\beta_i}{\sigma_1} \mid \beta_i \neq 0 \right\} \\
 &= 1 - P_r \left\{ \frac{-\sqrt{\lambda} - \sqrt{n}\beta_i}{\sigma_1} \leq \frac{r_i s_{\mathbf{y}} - \sqrt{n}\beta_i}{\sigma_1} \leq \frac{\sqrt{\lambda} - \sqrt{n}\beta_i}{\sigma_1} \mid \beta_i \neq 0 \right\} \\
 &= 1 - \left[\phi \left(\frac{\sqrt{\lambda} - \sqrt{n}\beta_i}{\sigma_1} \right) - \phi \left(\frac{-\sqrt{\lambda} - \sqrt{n}\beta_i}{\sigma_1} \right) \right]. \tag{22}
 \end{aligned}$$

Thus, Remark 4 is shown.

(3) The analysis above inspires us to directly restudy the orthogonal Cp criterion using the statistical tests. For the i -th feature ($i = 1, \dots, k$), the orthogonal Cp will select this feature if

$$\sum_{j=1}^n y_j^2 - \sum_{j=1}^n (y_j - W_i^j \hat{\beta}_i)^2 > \lambda, \tag{23}$$

where $\hat{\beta}_i$ is the least squares estimate of the true regression coefficient β_i . Specifically, $\hat{\beta}_i = \beta_i + \frac{\sum_{j=1}^n \varepsilon_j W_i^j}{n}$ under the orthogonality assumption. By expanding the left-hand side of Eq. (23) and combining the similar terms together, we can further rewrite it as follows,

$$\left(\beta_i \sqrt{n} + \frac{\sum_{j=1}^n \varepsilon_j W_i^j}{\sqrt{n}} \right)^2 > \lambda. \tag{24}$$

Then, we notice that the left-hand side of Eq. (24) is a statistic that follows the scaled noncentral chi-squared distribution, whereas the right-hand side corresponds to the critical value. Remark 31 below demonstrates the inherent equivalence between the orthogonal Cp criterion and the statistical tests, which is consistence with the corresponding results in Section 3.

Remark 31 For the i -th feature, using the orthogonal Cp criterion to determine whether to choose it or not is equivalent to performing a chi-squared test that corresponds to the statistic $\left(\beta_i \sqrt{n} + \frac{\sum_{j=1}^n \varepsilon_j W_i^j}{\sqrt{n}} \right)^2$ ($\sim \sigma_1^2 \chi^2 \left(1, \frac{\beta_i^2 n}{\sigma_1^2} \right)$) for this feature, with the significance level $\alpha_2(\lambda) = 1 - F\left(\frac{\lambda}{\sigma_1^2}; 1\right)$ and the power $1 - \gamma(\lambda)$, where $F\left(\frac{\lambda}{\sigma_1^2}; 1\right)$ is the cumulative distribution function of the chi-squared distribution with 1 degree of freedom at the value $\frac{\lambda}{\sigma_1^2}$, and $\gamma(\lambda) = \phi\left(\frac{\sqrt{\lambda}}{\sigma_1} - \frac{\beta_i \sqrt{n}}{\sigma_1}\right) - \phi\left(-\frac{\sqrt{\lambda}}{\sigma_1} - \frac{\beta_i \sqrt{n}}{\sigma_1}\right)$. In particular, by fixing $\lambda = 2\sigma_1^2$, we can conclude that the orthogonal Mallows' Cp criterion amounts to performing the hypothesis test w.r.t. the above statistic for the i -th feature with the significance level $\alpha_2(2\sigma_1^2) = 1 - F(2; 1) (\approx 0.16)$ and the power $1 - \gamma(2\sigma_1^2)$, where $\gamma(2\sigma_1^2) = \int_{-\sqrt{2} - \frac{\beta_i \sqrt{n}}{\sigma_1}}^{\sqrt{2} - \frac{\beta_i \sqrt{n}}{\sigma_1}} \frac{1}{\sqrt{2\pi}} \exp\left\{-\frac{z^2}{2}\right\} dz$.

Proof To prove this remark, we first notice that, when the null hypothesis $\beta_i = 0$ is true, the statistic $Z = \left(\beta_i \sqrt{n} + \frac{\sum_{j=1}^n \varepsilon_j W_i^j}{\sqrt{n}} \right)^2$ follows a scaled chi-distribution with 1 degree of freedom. That is, $\left(\frac{\sum_{j=1}^n \varepsilon_j W_i^j}{\sqrt{n}} \right)^2 \sim \sigma_1^2 \chi^2(1)$. For the i -th feature ($i = 1, \dots, k$), the orthogonal Cp will reject the null hypothesis that $\beta_i = 0$, if

$$\left(\frac{\sum_{j=1}^n \varepsilon_j W_i^j}{\sqrt{n}} \right)^2 > \lambda,$$

or, equivalently,

$$\left(\frac{\sum_{j=1}^n \varepsilon_j W_i^j}{\sigma_1 \sqrt{n}} \right)^2 > \frac{\lambda}{\sigma_1^2}.$$

Therefore, the significance level is $\alpha_2(\lambda) = 1 - F(\frac{\lambda}{\sigma_1^2}; 1)$, where $F(\frac{\lambda}{\sigma_1^2}; 1)$ is the cumulative distribution function of the chi-squared distribution with 1 degree of freedom at the value $\frac{\lambda}{\sigma_1^2}$.

Second, when the alternative hypothesis $\beta_i \neq 0$ is true, the statistic Z follows a scaled noncentral chi-squared distribution, that is, $Z \sim \sigma_1^2 \chi^2 \left(1, \frac{\beta_i^2 n}{\sigma_1^2} \right)$. In order to facilitate the computations, we first consider the probability density function of the scaled statistic $\tilde{Z} = \frac{Z}{\sigma_1^2} \sim \chi^2 \left(1, \frac{\beta_i^2 n}{\sigma_1^2} \right)$,

$$f_{\tilde{Z}}(\tilde{z}, 1, \mu) = \frac{1}{2} \exp \left\{ -\frac{\tilde{z} + \mu}{2} \right\} \left(\frac{\tilde{z}}{\mu} \right)^{-\frac{1}{4}} I_{-\frac{1}{2}}(\sqrt{\tilde{z}\mu}), \quad (25)$$

where μ is the noncentral parameter denoted as $\mu = \frac{\beta_i^2 n}{\sigma_1^2}$ and $I_v(y) = \left(\frac{y}{2} \right)^v \sum_{j=0}^{\infty} \frac{(y^2/4)^j}{j! \Gamma(v+j+1)}$ is a modified Bessel function of the first kind. Further, we can rewrite Eq. (25) (by noticing that $I_{-\frac{1}{2}}(y) = \sqrt{\pi} \left(\frac{y}{2} \right)^{-\frac{1}{2}} \cosh(y^2)$) as

$$f_{\tilde{Z}}(\tilde{z}, 1, \mu) = \frac{1}{2\sqrt{\tilde{z}}} [\phi(\sqrt{\tilde{z}} - \sqrt{\mu}) + \phi(\sqrt{\tilde{z}} + \sqrt{\mu})],$$

where $\phi(\cdot)$ is the standard normal density as defined previously. Note that the null hypothesis $\beta_i = 0$ is accepted for the generalized orthogonal Cp if $Z < \lambda$, or equivalently $\tilde{Z} < \frac{\lambda}{\sigma_1^2}$. Then, the probability of the generalized orthogonal Cp to falsely delete a relevant feature can be computed as follows,

$$\gamma(\lambda) = \int_0^{\frac{\lambda}{\sigma_1^2}} \frac{1}{2\sqrt{\tilde{z}}} [\phi(\sqrt{\tilde{z}} - \sqrt{\mu}) + \phi(\sqrt{\tilde{z}} + \sqrt{\mu})] d\tilde{z}. \quad (26)$$

We can rewrite Eq. (26) as $\gamma = \gamma_1(\lambda) + \gamma_2(\lambda)$, where $\gamma_1(\lambda)$ and γ_2 are denoted as $\gamma_1(\lambda) = \int_0^{\frac{\lambda}{\sigma_1^2}} \frac{1}{2\sqrt{\tilde{z}}} \phi(\sqrt{\tilde{z}} - \sqrt{\mu}) d\tilde{z}$, $\gamma_2(\lambda) = \int_0^{\frac{\lambda}{\sigma_1^2}} \frac{1}{2\sqrt{\tilde{z}}} \phi(\sqrt{\tilde{z}} + \sqrt{\mu}) d\tilde{z}$. Further, letting $z_1 = \sqrt{\tilde{z}} - \sqrt{\mu}$, $z_2 = -\sqrt{\tilde{z}} - \sqrt{\mu}$, we have

$$\gamma_1(\lambda) = \int_{-\frac{\beta_i \sqrt{n}}{\sigma_1}}^{\frac{\sqrt{\lambda} - \beta_i \sqrt{n}}{\sigma_1}} \frac{1}{\sqrt{2\pi}} \exp \left\{ -\frac{z_1^2}{2} \right\} dz_1,$$

and

$$\gamma_2(\lambda) = \int_{-\frac{\sqrt{\lambda}}{\sigma_1} - \frac{\beta_i \sqrt{n}}{\sigma_1}}^{-\frac{\beta_i \sqrt{n}}{\sigma_1}} \frac{1}{\sqrt{2\pi}} \exp \left\{ -\frac{z^2}{2} \right\} dz_2.$$

Thus, there holds

$$\begin{aligned} \gamma(\lambda) &= \int_{-\frac{\sqrt{\lambda}}{\sigma_1} - \frac{\beta_i \sqrt{n}}{\sigma_1}}^{\frac{\sqrt{\lambda}}{\sigma_1} - \frac{\beta_i \sqrt{n}}{\sigma_1}} \frac{1}{\sqrt{2\pi}} \exp \left\{ -\frac{z^2}{2} \right\} dz \\ &= \phi \left(\frac{\sqrt{\lambda}}{\sigma_1} - \frac{\beta_i \sqrt{n}}{\sigma_1} \right) - \phi \left(-\frac{\sqrt{\lambda}}{\sigma_1} - \frac{\beta_i \sqrt{n}}{\sigma_1} \right). \end{aligned} \quad (27)$$

Finally, we can calculate the power as $1 - \gamma(\lambda)$. ■

We can also rephrase the orthogonal BIC criterion from the standpoint of statistical tests as Remark 31 by replacing λ with $\log(n)$.

A.2 Associate the TLCp criterion with statistical tests

We can understand the advantages of TLCp procedure over the Cp criterion from the standpoint of statistical tests.

As was illustrated in Remark 18 in section 4.5, when $\delta = 0$, using the orthogonal TLCp procedure (with its parameters optimal tuning based on the rules given in Corollary 15) amounts to implementing a chi-squared test for each feature with the significance level 0.16 and the power $1 - \tilde{\gamma}$, where $\tilde{\gamma} = \phi \left(\sqrt{2} - \frac{\sqrt{m\sigma_1^2 + n\sigma_2^2}\beta_i}{\sigma_1\sigma_2} \right) - \phi \left(-\sqrt{2} - \frac{\sqrt{m\sigma_1^2 + n\sigma_2^2}\beta_i}{\sigma_1\sigma_2} \right)$. Therefore, under the orthogonality assumption and if the task dissimilarity is sufficient small, the TLCp procedure is more able than the Cp criterion to detect the true associations in the hypothesis tests.

Proof of Remark 18 First, for the i -th feature ($i = 1, \dots, k$), The orthogonal TLCp criterion will reject the null hypothesis ($\beta_i = 0$) if

$$\sum_{i=1}^n \lambda_1 y_i^2 + \sum_{i=1}^n \lambda_2 \tilde{y}_i^2 - \sum_{j=1}^n \lambda_1 (y_j - \mathbf{w}_i^j X_i^j)^2 - \sum_{j=1}^m \lambda_2 (\tilde{y}_j - \tilde{\mathbf{w}}_i^j \tilde{X}_i^j)^2 - \frac{1}{2} \sum_{t=1}^2 \lambda_3^i v_t^2 - \lambda_4 > 0.$$

Following similar techniques as in the proof of Proposition 8, this relationship can be simplified to

$$A_i H_i^2 + B_i Z_i^2 + C_i J_i^2 > \lambda_4, \quad (28)$$

where $A_i = \frac{4\lambda_1 \lambda_2^2 m^2 n}{4\lambda_1 \lambda_2 m n + m \lambda_2 \lambda_3 + n \lambda_1 \lambda_3^i}$, $B_i = \frac{4\lambda_2 \lambda_1^2 m n^2}{4\lambda_1 \lambda_2 m n + m \lambda_2 \lambda_3^i + n \lambda_1 \lambda_3^i}$ and $C_i = \frac{\lambda_3^i}{4\lambda_1 \lambda_2 m n + m \lambda_2 \lambda_3 + n \lambda_1 \lambda_3^i}$. Besides, $H_i = \beta_i + \delta_i + \frac{1}{m} \tilde{W}_i^\top \boldsymbol{\eta}$, $Z_i = \beta_i + \frac{1}{n} W_i^\top \boldsymbol{\varepsilon}$ and $J_i = m \lambda_2 H_i + n \lambda_1 Z_i$ are three random variables.

Then, when the null hypothesis $\beta_i = 0$ is true, assuming $\delta_i = 0$, and setting the tuning parameters of the orthogonal TLCp as $\lambda_1^* = \sigma_2^2$, $\lambda_2^* = \sigma_1^2$, $\lambda_3^{i*} = +\infty$ and $\lambda_4^* = 2\sigma_1^2 \sigma_2^2$, there holds

$$A_i H_i^2 + B_i Z_i^2 + C_i J_i^2 \sim \sigma_1^2 \sigma_2^2 \chi^2(1), \quad (29)$$

which means $\frac{A_i H_i^2 + B_i Z_i^2 + C_i J_i^2}{\sigma_1^2 \sigma_2^2} \sim \chi^2(1)$. Meanwhile, we have $\frac{A_i H_i^2 + B_i Z_i^2 + C_i J_i^2}{\sigma_1^2 \sigma_2^2} > 2$ by Eq. (28). Therefore, the significance level is $\alpha_3 = 1 - F(2; 1)$ (≈ 0.16), where $F(2; 1)$ is the cumulative distribution function of the chi-squared distribution with 1 degree of freedom at the value 2.

Second, when the alternative hypothesis $\beta_i \neq 0$ is true, $\delta_i = 0$, and we tune the parameters of the orthogonal TLCp as $\lambda_1^* = \sigma_2^2$, $\lambda_2^* = \sigma_1^2$, $\lambda_3^{i*} = +\infty$ and $\lambda_4^* = 2\sigma_1^2 \sigma_2^2$, then there holds

$$A_i H_i^2 + B_i Z_i^2 + C_i J_i^2 \sim \sigma_1^2 \sigma_2^2 \chi^2 \left(1, \frac{(m\sigma_1^2 + n\sigma_2^2)\beta_i^2}{\sigma_1^2 \sigma_2^2} \right). \quad (30)$$

Further, we notice that the null hypothesis $\beta_i = 0$ is accepted for the orthogonal TLCp if $\frac{A_i H_i^2 + B_i Z_i^2 + C_i J_i^2}{\sigma_1^2 \sigma_2^2} < 2$. Then, the probability of the orthogonal TLCp to falsely delete this relevant feature can be calculated as follows,

$$\tilde{\gamma} = \phi \left(\sqrt{2} - \frac{\sqrt{m\sigma_1^2 + n\sigma_2^2}\beta_i}{\sigma_1 \sigma_2} \right) - \phi \left(-\sqrt{2} - \frac{\sqrt{m\sigma_1^2 + n\sigma_2^2}\beta_i}{\sigma_1 \sigma_2} \right), \quad (31)$$

by applying the same approach as used in the proof of Remark 31. Therefore, the power is $1 - \tilde{\gamma}$. \blacksquare

It seems very complicated to directly analyze the orthogonal TLCp procedure by statistical tests when $\delta \neq 0$ (i.e., as was done in Remark 18). This is due to the difficulty of estimating the distribution of the statistic $A_i H_i^2 + B_i Z_i^2 + C_i J_i^2$ if $\delta \neq 0$ (for $i = 1, \dots, k$). Note that $H_i = \beta_i + \delta_i + \frac{1}{m} \tilde{W}_i^\top \boldsymbol{\eta} \sim \mathcal{N} \left(\beta_i + \delta_i, \frac{\sigma_2^2}{m} \right)$, $Z_i = \beta_i + \frac{1}{n} W_i^\top \boldsymbol{\varepsilon} \sim \mathcal{N} \left(\beta_i, \frac{\sigma_1^2}{n} \right)$ and $J_i = m\lambda_2 H_i + n\lambda_1 Z_i \sim \mathcal{N} \left(m\lambda_2(\beta_i + \delta_i) + n\lambda_1 \beta_i, m\lambda_2^2 \sigma_2^2 + n\lambda_1^2 \sigma_1^2 \right)$, and J_i depends on H_i and Z_i . However, we can still understand Eq. (11) in Theorem 9 as the significance level for the orthogonal TLCp in the case of $\delta \neq 0$, i.e., let $\beta_i = 0$ in Eq. (11), for $i = 1, \dots, k$.

Appendix B. Analysis of the general TLCp approach

B.1 The orthogonal TLCp estimator in general cases

First, the general TLCp problem with ℓ tasks can be stated as follows,

$$\min_{\mathbf{v}_1, \dots, \mathbf{v}_\ell, \boldsymbol{\alpha}_0} \sum_{i=1}^n \lambda_1 (y_1^i - \boldsymbol{\alpha}_1^\top X_1^i)^2 + \sum_{h=2}^{\ell} \lambda_h \sum_{j=1}^{m_h} (y_h^j - \boldsymbol{\alpha}_h^\top X_h^j)^2 + \frac{1}{2} \sum_{t=1}^{\ell} \mathbf{v}_t^\top \boldsymbol{\gamma} \mathbf{v}_t + \lambda_{\ell+1} \bar{p}, \quad (32)$$

where we assume that the database in the target domain consists of n samples $(X_1^i; y_1^i)_{i=1}^n$ satisfying the true but unknown relationship: $\mathbf{y}_1 = \mathbf{X}_1 \boldsymbol{\beta} + \boldsymbol{\varepsilon}$, $\varepsilon_i \sim \mathcal{N}(0, \sigma_1^2)$ for $i = 1, \dots, n$. Further, there are $\ell - 1$ source domain data sets each of which has m_h samples $(X_h^i; y_h^i)_{i=1}^{m_h}$ and satisfy the following true but unknown correlation functions: $\mathbf{y}_h = \mathbf{X}_h(\boldsymbol{\beta} + \boldsymbol{\delta}_h) + \boldsymbol{\eta}_h$, $\eta_h^i \sim \mathcal{N}(0, \sigma_h^2)$ for $i = 1, \dots, m$, $h = 2, \dots, \ell$. Furthermore, we suppose the regression coefficient vectors for the ℓ regression models with the forms $\boldsymbol{\alpha}_1 = \boldsymbol{\alpha}_0 + \mathbf{v}_1, \dots, \boldsymbol{\alpha}_\ell = \boldsymbol{\alpha}_0 + \mathbf{v}_\ell$. For each task, $\boldsymbol{\gamma} := \text{diag}(\gamma^1, \dots, \gamma^k)$ is a parameter matrix each element of which reflects the significance of the individual part of a regression coefficient for each feature. Similar to the structure of the Cp criterion, we introduce the non-negative integer \bar{p} in (32) to control

the number of regressors to be selected among all the tasks. More illustrations of these parameters can be found in Subsection 4.1.

Second, we hope to indicate that the optimal solution of the orthogonal general TLCp problem for the target task in (32) owning the form of

$$\hat{\alpha}_1^i = \begin{cases} \beta_i + R_1^i \left(\frac{\epsilon^\top W_1^i}{n} \right) + R_2^i \left(\delta_1^i + \frac{\eta_2^\top W_2^i}{m_2} \right) + \cdots + R_\ell^i \left(\delta_\ell^i + \frac{\eta_\ell^\top W_\ell^i}{m_\ell} \right) & F(Z_1^i, \dots, Z_\ell^i) < -\lambda_{\ell+1} \\ 0 & \text{otherwise} \end{cases}$$

where each weight R_j^i ($j = 1, \dots, \ell$) is determined by the model parameters $\lambda_1, \dots, \lambda_{\ell+1}, \gamma$ satisfying $R_1^i + R_2^i + \cdots + R_\ell^i = 1$, for $i = 1, \dots, k$. Here, $F(Z_1^i, \dots, Z_\ell^i)$ is a quadratic form with respect to the random variables $Z_1^i = \beta_i + \frac{\epsilon^\top W_1^i}{n}$, $Z_2^i = \beta_i + \delta_1^i + \frac{\eta_2^\top W_2^i}{m_2}$, \dots , $Z_\ell^i = \beta_i + \delta_\ell^i + \frac{\eta_\ell^\top W_\ell^i}{m_\ell}$, for $i = 1, \dots, k$. For the orthogonal general TLCp problem (32), the condition to determine whether the i -th regressor will be picked, $\{F(Z_1^i, \dots, Z_\ell^i) + \lambda_{\ell+1} < 0\}$, is equivalent to whether selecting this regressor will make the objective value of (32) smaller than the value when it is not selected.

As a special case, we will show below the explicit expression of the solution of (32) when $\ell = 3$. Moreover, we will test this approach empirically using simulated as well as real data.

Proposition 32 *The estimated regression coefficients for the target task in the general TLCp model when two source tasks are considered has the expression below, if the conditions $\mathbf{X}_1^\top \mathbf{X}_1 = nI$, $\mathbf{X}_2^\top \mathbf{X}_2 = mI$ and $\mathbf{X}_3^\top \mathbf{X}_3 = qI$ hold.*

$$\hat{\alpha}_1^i = \begin{cases} \beta_i + S_1^i \left(\frac{1}{n} \epsilon^\top W_1^i \right) + S_2^i \left(\delta_1^i + \frac{1}{m} \eta^\top W_2^i \right) + S_3^i \left(\delta_2^i + \frac{1}{q} \zeta^\top W_3^i \right) & F(Z_1^i, H_1^i, H_2^i) < -\lambda_5 \\ 0 & \text{otherwise} \end{cases}$$

for $i = 1, \dots, k$, where $S_1^i = 1 - \frac{\lambda_4^i}{2n\lambda_1}(K_1 - K_2L)$, $S_2^i = \frac{\lambda_4^i}{2n\lambda_1}(K_1 - K_2L - K_2L_2)$, $S_3^i = \frac{\lambda_4^i}{2n\lambda_1}K_2L_2$, thus, $S_1^i + S_2^i + S_3^i = 1$. Additionally, $F(Z_1^i, H_1^i, H_2^i) := R_1^i(Z_1^i)^2 + R_2^i(H_1^i)^2 + R_3^i(H_2^i)^2 + 2P_1^i Z_1^i H_1^i + 2P_2^i Z_1^i H_2^i + 2P_3^i H_1^i H_2^i$, where $Z_1^i = \beta_i + \frac{1}{n} \epsilon^\top W_1^i$, $H_1^i = \beta_i + \delta_1^i + \frac{1}{m} \eta^\top W_2^i$, $H_2^i = \beta_i + \delta_2^i + \frac{1}{q} \zeta^\top W_3^i$ are three random variables. Also, $R_1^i = C_1 M_2^2 + C_2 L^2 + C_3 Q_1^2$, $R_2^i = C_1 M_2^2 + C_2 L_1^2 + C_3 Q_2^2$, $R_3^i = C_1 M_3^2 + C_2 L_2^2 + C_3 Q_3^2$; $P_1^i = C_1 M_1 M_2 - C_2 L L_1 + C_3 Q_1 Q_2$, $P_2^i = -C_1 M_1 M_3 + C_2 L L_2 - C_3 Q_1 Q_3$, and $P_3^i = -C_1 M_2 M_3 - C_2 L_1 L_2 - C_3 Q_2 Q_3$, where $M_1 = K_1 - K_2L$, $M_2 = K_2L - K_2L_2 - K_1$, $M_3 = K_2L_2$; $Q_1 = K_1 - K_2L - L$, $Q_2 = K_2L_1 - K_1 + L_1$, $Q_3 = K_2L_2 + L_2$. Among them, $K_1 = \frac{2mn\lambda_1\lambda_2}{2mn\lambda_1\lambda_2 + m\lambda_2\lambda_4^i}$, $K_2 = \frac{2mn\lambda_1\lambda_2 + n\lambda_1\lambda_4^i}{2mn\lambda_1\lambda_2 + m\lambda_2\lambda_4^i}$, $L_1 = \frac{1}{J^i}(8mnq\lambda_1\lambda_2\lambda_3 + 2mq\lambda_2\lambda_3\lambda_4^i + 2mn\lambda_1\lambda_2\lambda_4^i)$, $L_2 = \frac{1}{J^i}(4mnq\lambda_1\lambda_2\lambda_3 + 2mq\lambda_2\lambda_3\lambda_4^i)$, $L = \frac{1}{J^i}(4mnq\lambda_1\lambda_2\lambda_3 + 2mn\lambda_1\lambda_2\lambda_4^i)$, where $J^i = 12mnq\lambda_1\lambda_2\lambda_3 + 4mq\lambda_2\lambda_3\lambda_4^i + 4mn\lambda_1\lambda_2\lambda_4^i + 4qn\lambda_1\lambda_3\lambda_4^i + (q\lambda_3 + n\lambda_1 + m\lambda_2)(\lambda_4^i)^2$. $C_1 = \frac{(\lambda_4^i)^2 + n\lambda_1\lambda_4^i}{2n\lambda_1}$, $C_2 = \frac{(\lambda_4^i)^2 + m\lambda_2\lambda_4^i}{2m\lambda_2}$, $C_3 = \frac{(\lambda_4^i)^2 + q\lambda_3\lambda_4^i}{2q\lambda_3}$.

Proof We denote by $\tilde{\mathbf{1}}_i$ the indicator function of whether the i -th feature is selected by the general orthogonal TLCp model with two source tasks (32) or not. Specifically,

$$\tilde{\mathbf{1}}_i = \begin{cases} 0 & \text{if } \|\alpha_1^i\|_0 = \|\alpha_2^i\|_0 = \|\alpha_3^i\|_0 = 0 \\ 1 & \text{otherwise} \end{cases}$$

Then, the general orthogonal TLCp model in (32) is equivalent to minimizing the following objective function,

$$\sum_{i=1}^k \{f_i(\lambda_1, W_1^i, \alpha_1^i) + g_i(\lambda_2, W_2^i, \alpha_2^i) + \tilde{g}_i(\lambda_3, W_3^i, \alpha_3^i) + h_i(\lambda_4^i, \mathbf{v}_1^i, \mathbf{v}_2^i, \mathbf{v}_3^i, \lambda_5, \tilde{\mathbf{1}}_i)\}$$

where

$$f_i(\lambda_1, W_1^i, \alpha_1^i) = n\lambda_1 \left(-2\beta_i \alpha_1^i - \frac{2}{n} \boldsymbol{\varepsilon}^\top \alpha_1^i W_1^i + (\alpha_1^i)^2 \right),$$

$$g_i(\lambda_2, W_2^i, \alpha_2^i) = m\lambda_2 \left(-2\beta_i \alpha_2^i - \frac{2}{m} \boldsymbol{\eta}^\top \alpha_2^i W_2^i + (\alpha_2^i)^2 \right),$$

$$\tilde{g}_i(\lambda_3, W_3^i, \alpha_3^i) = q\lambda_3 \left(-2\beta_i \alpha_3^i - \frac{2}{q} \boldsymbol{\zeta}^\top \alpha_3^i W_3^i + (\alpha_3^i)^2 \right),$$

and

$$h_i(\lambda_4^i, \mathbf{v}_1^i, \mathbf{v}_2^i, \mathbf{v}_3^i, \lambda_5, \tilde{\mathbf{1}}_i) = \frac{1}{2} \lambda_4^i [(\mathbf{v}_1^i)^2 + (\mathbf{v}_2^i)^2 + (\mathbf{v}_3^i)^2] + \lambda_5 \tilde{\mathbf{1}}_i.$$

Due to the independence of each summand in the objective function above, the general orthogonal TLCp problem (32) further amounts to k one-dimensional optimization problems below,

$$\min_{\mathbf{v}_1^i, \mathbf{v}_2^i, \mathbf{v}_3^i, \alpha_0^i} \{f_i(\lambda_1, W_1^i, \alpha_1^i) + g_i(\lambda_2, W_2^i, \alpha_2^i) + \tilde{g}_i(\lambda_3, W_3^i, \alpha_3^i) + h_i(\lambda_4^i, \mathbf{v}_1^i, \mathbf{v}_2^i, \mathbf{v}_3^i, \lambda_5, \tilde{\mathbf{1}}_i)\} \quad (33)$$

for $i = 1, \dots, k$, in the sense that they have the same solution.

For the i -th problem above, if $\tilde{\mathbf{1}}_i = 1$, and making the gradient of the corresponding objective function equal to zero, that is, the estimated i -th regression coefficients α_1^i , α_2^i and α_3^i for the target and source tasks satisfying the following equations,

$$\begin{cases} 2n\lambda_1 \alpha_0^i + (2n\lambda_1 + \lambda_4^i) \mathbf{v}_1^i = 2\lambda_1(n\beta_i + \boldsymbol{\varepsilon}^\top W_1^i), \\ 2m\lambda_2 \alpha_0^i + (2m\lambda_2 + \lambda_4^i) \mathbf{v}_2^i = 2\lambda_2(m(\beta_i + \delta_1^i) + \boldsymbol{\eta}^\top W_2^i), \\ 2q\lambda_3 \alpha_0^i - (2q\lambda_3 + \lambda_4^i) \mathbf{v}_1^i - (2q\lambda_3 + \lambda_4^i) \mathbf{v}_2^i = 2\lambda_3(q(\beta_i + \delta_2^i) + \boldsymbol{\zeta}^\top W_3^i). \end{cases} \quad (34)$$

By solving these linear equations, we have

$$\hat{\alpha}_1^i = \beta_i + S_1^i \left(\frac{1}{n} \boldsymbol{\varepsilon}^\top W_1^i \right) + S_2^i \left(\delta_1^i + \frac{1}{m} \boldsymbol{\eta}^\top W_2^i \right) + S_3^i \left(\delta_2^i + \frac{1}{q} \boldsymbol{\zeta}^\top W_3^i \right), \quad (35)$$

for $i = 1, \dots, k$, where $S_1^i = 1 - \frac{\lambda_4^i}{2n\lambda_1} (K_1 - K_2 L)$, $S_2^i = \frac{\lambda_4^i}{2n\lambda_1} (K_1 - K_2 L - K_2 L_2)$, $S_3^i = \frac{\lambda_4^i}{2n\lambda_1} K_2 L_2$, thus, $S_1^i + S_2^i + S_3^i = 1$, which means $\hat{\alpha}_1^i$ is a convex combination of the three random variables $\frac{1}{n} \boldsymbol{\varepsilon}^\top W_1^i$, $\delta_1^i + \frac{1}{m} \boldsymbol{\eta}^\top W_2^i$ and $\delta_2^i + \frac{1}{q} \boldsymbol{\zeta}^\top W_3^i$. Among them, $K_1 = \frac{2mn\lambda_1\lambda_2}{2mn\lambda_1\lambda_2 + m\lambda_2\lambda_4^i}$, $K_2 = \frac{2mn\lambda_1\lambda_2 + n\lambda_1\lambda_4^i}{2mn\lambda_1\lambda_2 + m\lambda_2\lambda_4^i}$, $L_1 = \frac{1}{J^i} (8mnq\lambda_1\lambda_2\lambda_3 + 2mq\lambda_2\lambda_3\lambda_4^i + 2mn\lambda_1\lambda_2\lambda_4^i)$, $L_2 = \frac{1}{J^i} (4mnq\lambda_1\lambda_2\lambda_3 + 2mq\lambda_2\lambda_3\lambda_4^i)$, $L = \frac{1}{J^i} (4mnq\lambda_1\lambda_2\lambda_3 + 2mn\lambda_1\lambda_2\lambda_4^i)$, where $J^i = 12mnq\lambda_1\lambda_2\lambda_3 + 4mq\lambda_2\lambda_3\lambda_4^i + 4mn\lambda_1\lambda_2\lambda_4^i + 4qn\lambda_1\lambda_3\lambda_4^i + (q\lambda_3 + n\lambda_1 + m\lambda_2)(\lambda_4^i)^2$.

Similarly, we have

$$\hat{\alpha}_2^i = \beta_i + \frac{\lambda_4^i L}{2m\lambda_2} \left(\frac{1}{n} \boldsymbol{\varepsilon}^\top W_1^i \right) + \left(1 - \frac{\lambda_4^i L_1}{2m\lambda_2} \right) \left(\delta_1^i + \frac{1}{m} \boldsymbol{\eta}^\top W_2^i \right) + \frac{\lambda_4^i L_2}{2m\lambda_2} \left(\delta_2^i + \frac{1}{q} \boldsymbol{\zeta}^\top W_3^i \right), \quad (36)$$

$$\hat{\alpha}_3^i = \beta_i + \frac{\lambda_4^i Q_1}{2q\lambda_3} \left(\frac{1}{n} \boldsymbol{\varepsilon}^\top W_1^i \right) + \frac{\lambda_4^i Q_2}{2q\lambda_3} \left(\delta_1^i + \frac{1}{m} \boldsymbol{\eta}^\top W_2^i \right) + \left(1 - \frac{\lambda_4^i Q_3}{2q\lambda_3} \right) \left(\delta_2^i + \frac{1}{q} \boldsymbol{\zeta}^\top W_3^i \right), \quad (37)$$

where $L_1 = L + L_2$, $Q_1 = K_1 - K_2 L - L$, $Q_2 = K_2 L_1 - K_1 + L_I$ and $Q_3 = K_2 L_2 + L_2$. Thus, $\hat{\alpha}_2^i$ and $\hat{\alpha}_3^i$ are also two convex combinations of the three random variables $\frac{1}{n} \boldsymbol{\varepsilon}^\top W_1^i$, $\delta_1^i + \frac{1}{m} \boldsymbol{\eta}^\top W_2^i$ and $\delta_2^i + \frac{1}{q} \boldsymbol{\zeta}^\top W_3^i$.

The estimators for the i -th individual parameters are

$$\hat{v}_1^i = M_1 \left(\frac{1}{n} \boldsymbol{\varepsilon}^\top W_1^i \right) + M_2 \left(\delta_1^i + \frac{1}{m} \boldsymbol{\eta}^\top W_2^i \right) - M_3 \left(\delta_2^i + \frac{1}{q} \boldsymbol{\zeta}^\top W_3^i \right), \quad (38)$$

where $M_1 = K_1 - K_2 L$, $M_2 = K_2 L - K_2 L_2 - K_1$, $M_3 = K_2 L_2$.

$$\hat{v}_2^i = -L \left(\frac{1}{n} \boldsymbol{\varepsilon}^\top W_1^i \right) + L_1 \left(\delta_1^i + \frac{1}{m} \boldsymbol{\eta}^\top W_2^i \right) - L_2 \left(\delta_2^i + \frac{1}{q} \boldsymbol{\zeta}^\top W_3^i \right), \quad (39)$$

and

$$\hat{v}_3^i = -\hat{v}_2^i - \hat{v}_1^i. \quad (40)$$

By substituting the relations (35), (36), (37), (38), (39), (40) into the objective function in (33), we have

$$\begin{aligned} & f_i(\lambda_1, W_1^i, \alpha_1^i) + g_i(\lambda_2, W_2^i, \alpha_2^i) + \tilde{g}_i(\alpha_3, W_3^i, \alpha_3^i) + h_i(\lambda_4^i, \mathbf{v}_1^i, \mathbf{v}_2^i, \mathbf{v}_3^i, \lambda_5, \tilde{\mathbf{1}}_i) \\ & = R_1^i(Z_1^i)^2 + R_2^i(H_1^i)^2 + R_3^i(H_2^i)^2 + 2P_1^i Z_1^i H_1^i + 2P_2^i Z_1^i H_2^i + 2P_3^i H_1^i H_2^i + \lambda_5, \end{aligned}$$

where $Z_1^i = \beta_i + \frac{1}{n} \boldsymbol{\varepsilon}^\top W_1^i$, $H_1^i = \beta_i + \delta_1^i + \frac{1}{m} \boldsymbol{\eta}^\top W_2^i$, $H_2^i = \beta_i + \delta_2^i + \frac{1}{q} \boldsymbol{\zeta}^\top W_3^i$ are three random variables. Also, $R_1^i = C_1 M_2^2 + C_2 L^2 + C_3 Q_1^2$, $R_2^i = C_1 M_2^2 + C_2 L_1^2 + C_3 Q_2^2$, $R_3^i = C_1 M_3^2 + C_2 L_2^2 + C_3 Q_3^2$; $P_1^i = C_1 M_1 M_2 - C_2 L L_1 + C_3 Q_1 Q_2$, $P_2^i = -C_1 M_1 M_3 + C_2 L L_2 - C_3 Q_1 Q_3$, and $P_3^i = -C_1 M_2 M_3 - C_2 L_1 L_2 - C_3 Q_2 Q_3$.

Assuming $\tilde{\mathbf{1}}_i = 0$ in the i -th optimization problem (33), which means the estimators for the parameters $\alpha_0^i, \mathbf{v}_1^i, \mathbf{v}_2^i, \mathbf{v}_3^i$ satisfying $\tilde{\alpha}_0^i = \tilde{v}_1^i = \tilde{v}_2^i = \tilde{v}_3^i = 0$, there holds

$$f_i(\lambda_1, W_1^i, \tilde{\alpha}_1^i) + g_i(\lambda_2, W_2^i, \tilde{\alpha}_2^i) + \tilde{g}_i(\lambda_3, W_3^i, \tilde{\alpha}_3^i) + h_i(\lambda_4^i, \tilde{\mathbf{v}}_1^i, \tilde{\mathbf{v}}_2^i, \tilde{\mathbf{v}}_3^i, \lambda_5, 0) = 0.$$

Therefore, for the i -th optimization problem (33), the corresponding regressor will be selected if the random variable $F(Z_1^i, H_1^i, H_2^i) + \lambda_5 := R_1^i(Z_1^i)^2 + R_2^i(H_1^i)^2 + R_3^i(H_2^i)^2 + 2P_1^i Z_1^i H_1^i + 2P_2^i Z_1^i H_2^i + 2P_3^i H_1^i H_2^i + \lambda_5$ is smaller than 0. That is,

$$\hat{\alpha}_1^i = \begin{cases} \beta_i + S_1^i \left(\frac{1}{n} \boldsymbol{\varepsilon}^\top W_1^i \right) + S_2^i \left(\delta_1^i + \frac{1}{m} \boldsymbol{\eta}^\top W_2^i \right) + S_3^i \left(\delta_2^i + \frac{1}{q} \boldsymbol{\zeta}^\top W_3^i \right) & F(Z_1^i, H_1^i, H_2^i) < -\lambda_5 \\ 0 & \text{otherwise} \end{cases}$$

Finally, we can acquire the desired optimal solution for the general orthogonal TLCp model with two source tasks by integrating these k solutions together. \blacksquare

Remark 33 For the orthogonal TLCp in the general case, the estimated regression coefficient for the i -th relevant feature equals the convex combination among the random variables $\beta_i + \frac{\varepsilon^\top W_1^i}{n}, \beta_i + \delta_1^i + \frac{\eta_2^\top W_2^i}{m_2}, \dots, \beta_i + \delta_\ell^i + \frac{\eta_\ell^\top W_\ell^i}{m_\ell}$, for $i = 1, \dots, k$. This can be verified by solving linear equations similar to (34). However, we will omit this part in our manuscript due to the tedious nature of the derivations. For the practitioners who are interested in the specific solution of the orthogonal general TLCp problem (32), we recommend using symbolic computation toolboxes.

B.2 Simulation studies of the general TLCp approach

For illustrating how the proposed general TLCp method can be used in practice, we will first test our method with simulated data sets. We assume the target training data are i.i.d. sampled from $\mathbf{y} = \mathbf{X}\boldsymbol{\beta} + \boldsymbol{\varepsilon}$, where $\boldsymbol{\beta} = [1 \ 0.01 \ 0.005 \ 0.3 \ 0.32 \ 0.08]^\top$, the fourth and fifth elements of which are (or are near) the critical points $\pm\sqrt{2\sigma_1^2/n}$ when $n = 20$ and $\sigma_1 = 1$. Additionally, we generate two source data sets as $\tilde{\mathbf{y}}_1 = \mathbf{X}(\boldsymbol{\beta} + \boldsymbol{\delta}_1) + \boldsymbol{\eta}_2$ and $\tilde{\mathbf{y}}_2 = \mathbf{X}(\boldsymbol{\beta} + \boldsymbol{\delta}_2) + \boldsymbol{\eta}_3$ where $\sigma_2 = \sigma_3 = 1$. Here, \mathbf{X} (which satisfies $\mathbf{X}^\top \mathbf{X} = n\mathbf{I}$), $\boldsymbol{\delta}_1$ and $\boldsymbol{\delta}_2$ are obtained according to the method stated in Subsection 6.1 and $n = m_2 = m_3 = 20$. For each task similarity measure $1/\|\boldsymbol{\delta}_i\|_2$ ($i = 1, 2$), we randomly simulated 5000 data sets and applied the general TLCp approach. Here, we choose the tuning parameters of the general TLCp model with 3 tasks in (32) as $\lambda_1 = \sigma_2^2\sigma_3^2$, $\lambda_2 = \sigma_1^2\sigma_3^2$, $\lambda_3 = \sigma_1^2\sigma_2^2$,

$$\gamma^i = 12\sigma_1^2\sigma_2^2\sigma_3^2/(\delta_1^i + \delta_2^i)^2 (i = 1, \dots, k) \text{ and } \lambda_4 = \min_{i \in \{1, \dots, k\}} \left\{ \frac{\lambda \left(2 - \frac{\tilde{Q}_i}{\sqrt{\tilde{M}_i \tilde{N}_i \tilde{W}_i}} \right)}{4\sigma_1^2(\tilde{G}_i)^2} \right\}, \text{ where}$$

$$\lambda = 2\sigma_1^2, \tilde{Q}_i = \frac{-2\sigma_1^2\sigma_2^2\sigma_3^2}{(\delta_1^i + \delta_2^i)^2 + \frac{\sigma_1^2}{n} + \frac{\sigma_2^2}{m_2} + \frac{\sigma_3^2}{m_3}}, \tilde{M}_i = \frac{\sigma_1^2 m_2 m_3 [(\delta_1^i + \delta_2^i)^2 + \frac{\sigma_1^2}{n}]}{(\delta_1^i + \delta_2^i)^2 + \frac{\sigma_1^2}{n} + \frac{\sigma_2^2}{m_2} + \frac{\sigma_3^2}{m_3}}, \tilde{N}_i = \frac{\sigma_2^2 n m_3 [(\delta_1^i + \delta_2^i)^2 + \frac{\sigma_2^2}{m_2}]}{(\delta_1^i + \delta_2^i)^2 + \frac{\sigma_1^2}{n} + \frac{\sigma_2^2}{m_2} + \frac{\sigma_3^2}{m_3}},$$

$$\tilde{W}_i = \frac{\sigma_3^2 n m_2 [(\delta_1^i + \delta_2^i)^2 + \frac{\sigma_3^2}{m_3}]}{(\delta_1^i + \delta_2^i)^2 + \frac{\sigma_1^2}{n} + \frac{\sigma_2^2}{m_2} + \frac{\sigma_3^2}{m_3}}, \text{ and } \tilde{G}_i = \sqrt{\frac{n m_2 m_3}{n \tilde{M}_i \sigma_2^2 \sigma_3^2 + m_2 \tilde{N}_i \sigma_1^2 \sigma_3^2 + m_3 \tilde{W}_i \sigma_1^2 \sigma_2^2}} \text{ for } i = 1, \dots, k, \text{ which}$$

are the natural extensions of the parameter selection in the two-task case.

As demonstrated in Figure 12, with the increase of the task similarity measure (which equals $1/\|\delta_1^i + \delta_2^i\|_2$ if two source tasks are considered), the proposed general TLCp model with 3 tasks performs significantly better than the TLCp model with 2 tasks and also dramatically better than the Cp criterion in the sense of MSE. This result demonstrates the effectiveness of the proposed general TLCp method (32) together with the corresponding parameter tuning rule. This behavior also motivates us to further explore the advantages of the general TLCp framework with more tasks. Generally, for the general TLCp problem with ℓ tasks, we can guess the corresponding tuning parameters as follows: $\lambda_j = \sigma_1^2 * \dots * \sigma_{j-1}^2 * \sigma_{j+1}^2 * \dots * \sigma_\ell^2$ ($j = 1, \dots, \ell$), $\gamma^i = 2 * \ell! / (\delta_1^i + \dots + \delta_{\ell-1}^i)^2$ ($i = 1, \dots, k$) and for the regularization parameter $\lambda_{\ell+1}$, we can calculate it as $\lambda_{\ell+1} \approx 2\sigma_1^2 * \dots * \sigma_\ell^2$, if the dissimilarities among tasks are very small. The optimal setting of the regularization parameter in the two-task case is approximately $2\sigma_1^2\sigma_2^2$ when the task dissimilarity is small enough. Thus, the formula for the general ℓ tasks case is a natural extension of that for two

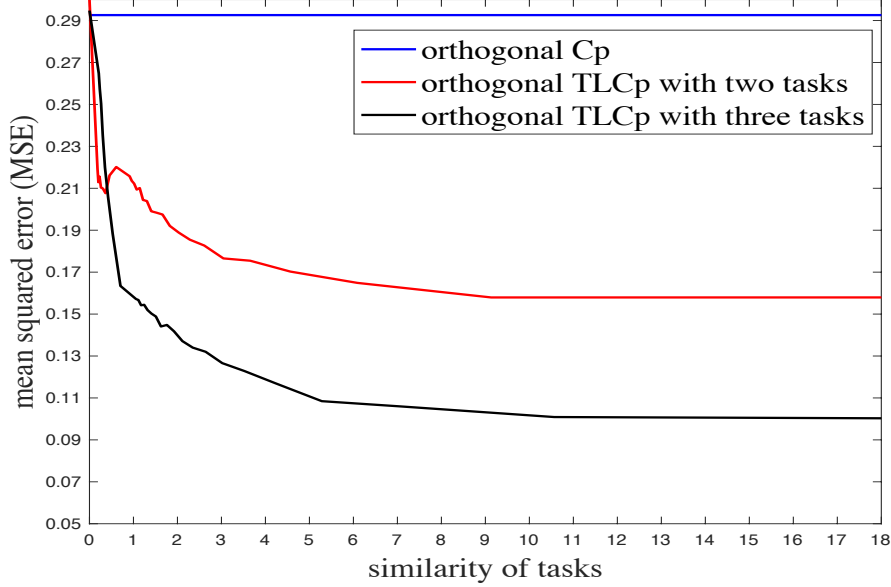


Figure 12: The MSE performance comparison between the orthogonal Cp criterion and the orthogonal TLCp method with two and three tasks. Note that, for each dimension (i -th), we define the similarity of tasks as $1/\|\delta^i\|_2$ if only one source task is considered, and $1/\|\delta_1^i + \delta_2^i\|_2$ if two source tasks are considered.

cases. The theoretical verification of the optimality of the parameter tuning rule introduced above will be left for future work.

We also evaluated the proposed general TLCp framework with 3 tasks on two real data sets (school data and Parkinson's data), see Section 7.

Appendix C. Proofs of main results

In this appendix, we provide the proofs of all theoretical results in our article.

Proof of Proposition 1

To obtain the optimal solution for the orthogonal Cp model (4), notice that, because $\mathbf{X}^\top \mathbf{X} = n\mathbf{I}$ and $\mathbf{y} = \mathbf{X}\boldsymbol{\beta} + \boldsymbol{\varepsilon}$, the expansion of the objective function in (4) can be written as

$$\mathbf{y}^\top \mathbf{y} - 2n\boldsymbol{\beta}^\top \mathbf{a} - 2\boldsymbol{\varepsilon}^\top \mathbf{X}\mathbf{a} + n\mathbf{a}^\top \mathbf{a} + \lambda\|\mathbf{a}\|_0.$$

In this case, the orthogonal Cp criterion (4) is equivalent to

$$\min_{\mathbf{a}} \mathbf{y}^\top \mathbf{y} + \sum_{i=1}^k \left\{ -2n\beta_i a_i - 2\boldsymbol{\varepsilon}^\top W_i a_i + na_i^2 + \lambda\|a_i\|_0 \right\},$$

where W_i indicates the i -th column of the design matrix \mathbf{X} , for $i = 1, \dots, k$.

Due to the independence of each summation term in the objective function above, the orthogonal Cp problem (4) is further equivalent to the following k one-dimensional opti-

mization problems

$$\min_{a_i} g(a_i) = -2n\beta_i a_i - 2\epsilon^\top W_i a_i + n a_i^2 + \lambda \|a_i\|_0 \quad (41)$$

for $i = 1, \dots, k$, in the sense that they have the same solution.

Now, we turn our attention to the solution of the one-dimensional optimization problems. For the i -th problem, if $\|a_i\|_0 = 1$, then we can easily get the estimator $a_i^o = \beta_i + \frac{\epsilon^\top W_i}{n}$ by requiring the derivative of $g(a_i)$ be zero, and $g(a_i^o) = -n\beta_i^2 - 2\beta_i \epsilon^\top W_i - \frac{\epsilon^\top W_i W_i^\top \epsilon}{n} + \lambda$. If $\|a_i\|_0 = 0$, then $a_i = 0$ and $g(0) = 0$. By comparing the objective values in these two cases and picking the smaller one, we can get the optimal solution of the i -th problem as follows

$$\hat{a}_i = \begin{cases} \beta_i + \frac{W_i^\top \epsilon}{n}, & \text{if } n \left(\beta_i + \frac{W_i^\top \epsilon}{n} \right)^2 > \lambda \\ 0, & \text{otherwise} \end{cases}$$

where $i = 1, \dots, k$. Finally, we can acquire the desired optimal solution for the orthogonal Cp by collating these k solutions together. \blacksquare

Proof of Theorem 3

Given the closed-form of solution in proposition 1 above, we can calculate the probability $Pr^{Cp}\{i\}$ of the orthogonal Cp to identify the i -th feature for $i = 1, \dots, k$ as follows

$$\begin{aligned} Pr^{Cp}\{i\} &= Pr\{\hat{a}_i \neq 0\} \\ &= Pr\left\{n \left(\beta_i + \frac{W_i^\top \epsilon}{n} \right)^2 > \lambda\right\} \end{aligned}$$

For $\epsilon \sim \mathcal{N}(0, \sigma_1^2 I_n)$, we can easily have $\beta_i + \frac{W_i^\top \epsilon}{n} \sim \mathcal{N}\left(\beta_i, \frac{\sigma_1^2}{n}\right)$ by considering the orthogonality assumption. It follows that

$$Pr\left\{n \left(\beta_i + \frac{W_i^\top \epsilon}{n} \right)^2 > \lambda\right\} = \frac{\sqrt{n}}{\sqrt{2\pi}\sigma_1} \int_{nx^2 > \lambda} \exp\left\{-\frac{1}{2} \frac{(x - \beta_i)^2}{\frac{\sigma_1^2}{n}}\right\} dx$$

Now, we begin to derive the second equality in Theorem 3.

Let $W_i^\top \epsilon := \sqrt{\sigma_1^2 n} \theta$, where $\theta \sim \mathcal{N}(0, 1)$. Therefore, we have

$$\begin{aligned} Pr^{Cp}\{i\} &= Pr\left\{n\beta_i^2 + 2\sqrt{\sigma_1^2 n}\beta_i\theta + \sigma_1^2\theta^2 - \lambda > 0\right\} \\ &= 1 - Pr\left\{\frac{-\sqrt{n}\beta_i - \sqrt{\lambda}}{\sigma_1} < \theta < \frac{-\sqrt{n}\beta_i + \sqrt{\lambda}}{\sigma_1}\right\} \\ &= 1 - \int_{\frac{-\sqrt{n}\beta_i - \sqrt{\lambda}}{\sigma_1}}^{\frac{-\sqrt{n}\beta_i + \sqrt{\lambda}}{\sigma_1}} \frac{1}{\sqrt{2\pi}} \exp\left\{-\frac{x^2}{2}\right\} dx, \end{aligned}$$

where the second equality is obtained by solving the quadratic equation for θ . \blacksquare

Proof of Proposition 5

We can prove this proposition by considering the following two cases.

If the j -th true regression coefficient satisfies $\beta_j = \sqrt{\frac{2}{n}}\sigma_1$, and the assumption $\lambda = 2\sigma_1^2$ holds, then substituting these two conditions into the second equality in Theorem 3, we have

$$\begin{aligned} Pr^{Cp}\{j\} &= 1 - \int_{\frac{-\sqrt{n}\beta_j - \sqrt{\lambda}}{\sigma_1}}^{\frac{-\sqrt{n}\beta_j + \sqrt{\lambda}}{\sigma_1}} \frac{1}{\sqrt{2\pi}} \exp\left\{-\frac{x^2}{2}\right\} dx \\ &= 1 - \int_{-2\sqrt{2}}^0 \frac{1}{\sqrt{2\pi}} \exp\left\{-\frac{x^2}{2}\right\} dx \\ &= 1 - [\phi(0) - \phi(-2\sqrt{2})] \end{aligned} \quad (42)$$

By numerical calculation of this integral, we find $Pr^{Cp}\{j\} = 0.5023(\pm 0.0001)$. Due to symmetry of the expressions, the same result holds for the case when $\beta_j = -\sqrt{\frac{2}{n}}\sigma_1$. \blacksquare

Proof of Theorem 6

Let $\mathbf{1}_i$ be the indicator function of whether the i -th feature is selected by the orthogonal Cp (4) or not. To be specific,

$$\mathbf{1}_i = \begin{cases} 0 & \text{if } a_i = 0 \\ 1 & \text{otherwise} \end{cases}$$

The MSE value for the estimator $\hat{\mathbf{a}}$ from the orthogonal Cp is

$$\begin{aligned} \text{MSE}(\hat{\mathbf{a}}) &= \mathbb{E}(\boldsymbol{\beta} - \hat{\mathbf{a}})^\top (\boldsymbol{\beta} - \hat{\mathbf{a}}) \\ &= \mathbb{E} \left\{ \sum_{i=1}^k \left[\beta_i - \mathbf{1}_i \left(\beta_i + \frac{W_i^\top \boldsymbol{\varepsilon}}{n} \right) \right]^2 \right\} \\ &= \sum_{i=1}^k \mathbb{E} \left[\beta_i - \mathbf{1}_i \left(\beta_i + \frac{W_i^\top \boldsymbol{\varepsilon}}{n} \right) \right]^2 \\ &= \sum_{i=1}^k \left\{ Pr\{\mathbf{1}_i = 1\} \mathbb{E} \left[\frac{(W_i^\top \boldsymbol{\varepsilon})^2}{n^2} \middle| \mathbf{1}_i = 1 \right] + Pr\{\mathbf{1}_i = 0\} \beta_i^2 \right\} \end{aligned}$$

where the second equality is obtained by substituting $\hat{\mathbf{a}}$ in Proposition 1, and the last equality is due to the law of total expectation.

For simplicity, we further define the random event \mathbf{H} as

$$\mathbf{H} = \left\{ \theta_i > \frac{-\sqrt{n}\beta_i + \sqrt{\lambda}}{\sigma_1} \text{ or } \theta_i < \frac{-\sqrt{n}\beta_i - \sqrt{\lambda}}{\sigma_1} \right\} \quad (43)$$

For $\varepsilon \sim \mathcal{N}(0, \sigma_1^2 I_n)$, we have

$$\begin{aligned} \mathbb{E} \left[\frac{(W_i^\top \varepsilon)^2}{n^2} \middle| \mathbf{1}_i = 1 \right] &= \mathbb{E} \left[\frac{\sigma_1^2 \theta_i^2}{n} \middle| \mathbf{H} \right] \\ &= \frac{\sigma_1^2}{n} \int_{-\infty}^{+\infty} x^2 dPr\{x|\mathbf{H}\} \\ &= \frac{\sigma_1^2}{n} \frac{1}{Pr\{\mathbf{H}\}} \left[1 - \int_{\frac{-\sqrt{n}\beta_i - \sqrt{\lambda}}{\sigma_1}}^{\frac{-\sqrt{n}\beta_i + \sqrt{\lambda}}{\sigma_1}} \frac{x^2}{\sqrt{2\pi}} \exp\left\{-\frac{x^2}{2}\right\} dx \right] \end{aligned}$$

where $\theta_i = \frac{\varepsilon^\top W_i}{\sqrt{\sigma_1^2 n}} \sim \mathcal{N}(0, 1)$, and $Pr\{\cdot|\mathbf{H}\}$ is the probability measure defined, for each set \mathbf{A} , as $Pr\{\mathbf{A}|\mathbf{H}\} = \frac{Pr\{\mathbf{A} \cap \mathbf{H}\}}{Pr\{\mathbf{H}\}}$.

Together with the results in Theorem 3, it follows that

$$Pr\{\mathbf{1}_i = 1\} = Pr\{\mathbf{H}\}.$$

Combining the previous results together, we have

$$\begin{aligned} \text{MSE}(\hat{\mathbf{a}}) &= \sum_{i=1}^k \frac{\sigma_1^2}{n} \left[1 - \int_{\frac{-\sqrt{n}\beta_i - \sqrt{\lambda}}{\sigma_1}}^{\frac{-\sqrt{n}\beta_i + \sqrt{\lambda}}{\sigma_1}} \frac{x^2}{\sqrt{2\pi}} \exp\left\{-\frac{x^2}{2}\right\} dx \right] + \beta_i^2 Pr\{\mathbf{1}_i = 0\} \\ &= \sum_{i=1}^k \left[\frac{\sigma_1^2}{n} + \int_{\frac{-\sqrt{n}\beta_i - \sqrt{\lambda}}{\sigma_1}}^{\frac{-\sqrt{n}\beta_i + \sqrt{\lambda}}{\sigma_1}} \left(\beta_i^2 - \frac{\sigma_1^2 x^2}{n} \right) \frac{1}{\sqrt{2\pi}} \exp\left\{-\frac{x^2}{2}\right\} dx \right] \end{aligned}$$

Letting $x = \frac{y}{\sigma_1}$, we can rewrite the expression of $\text{MSE}(\hat{\mathbf{a}})$ as follows

$$\text{MSE}(\hat{\mathbf{a}}) = \sum_{i=1}^k \left[\frac{\sigma_1^2}{n} + \frac{1}{\sqrt{2\pi}\sigma_1} \int_{(y+\sqrt{n}\beta_i)^2 < \lambda} \left(\beta_i^2 - \frac{1}{n} y^2 \right) \exp\left\{-\frac{y^2}{2\sigma_1^2}\right\} dy \right]$$

This completes the proof. ■

Proof of Proposition 7

Firstly, to obtain the global minimizers of $f(x)$ in the interval $(-\infty, +\infty)$, we can analyze the zeros of its derivative.

Notice that

$$\frac{df(x)}{dx} = x \left(\frac{x^2}{n\sigma_1^2} - \frac{\beta_i^2}{\sigma_1^2} - \frac{2}{n} \right) \exp\left\{-\frac{x^2}{2\sigma_1^2}\right\}$$

The zeros of this function are at $x_1 = 0$, $x_2 = -\sqrt{n\beta_i^2 + 2\sigma_1^2}$ and $x_3 = \sqrt{n\beta_i^2 + 2\sigma_1^2}$. It is easy to check that x_2, x_3 are two global minima of $f(x)$, and x_1 is the global maximum.

If we let $\lambda = 2\sigma_1^2$, then the integral interval of $\int_{(y+\sqrt{n}\beta_i)^2 < \lambda} \left(\beta_i^2 - \frac{1}{n} y^2 \right) \exp\left\{-\frac{y^2}{2\sigma_1^2}\right\} dy$ in (7) becomes $(-\sqrt{n}\beta_i - \sqrt{2\sigma_1^2}, -\sqrt{n}\beta_i + \sqrt{2\sigma_1^2})$, in which at least one of x_2, x_3 is included. ■

Proof of Proposition 8

Let $\bar{\mathbf{1}}_i$ be the indicator function of whether the i -th feature is selected by the TLCp model (8) or not. Specifically,

$$\bar{\mathbf{1}}_i = \begin{cases} 0 & \text{if } \|\mathbf{w}_1^i\|_0 = \|\mathbf{w}_2^i\|_0 = 0 \\ 1 & \text{otherwise} \end{cases}$$

Then, the proposed TLCp model in (8) is equivalent to

$$\min_{\mathbf{v}_1, \mathbf{v}_2, \mathbf{w}_0} \sum_{i=1}^n \lambda_1 (y_i - \mathbf{w}_1^\top X_i)^2 + \sum_{i=1}^m \lambda_2 (\tilde{y}_i - \mathbf{w}_2^\top \tilde{X}_i)^2 + \frac{1}{2} \sum_{t=1}^2 \mathbf{v}_t^\top \boldsymbol{\lambda}_3 \mathbf{v}_t + \lambda_4 \sum_{i=1}^k \bar{\mathbf{1}}_i \quad (44)$$

Notice that $\mathbf{X}^\top \mathbf{X} = nI$, $\tilde{\mathbf{X}}^\top \tilde{\mathbf{X}} = mI$ and $\mathbf{w}_1 = \mathbf{w}_0 + \mathbf{v}_1$, $\mathbf{w}_2 = \mathbf{w}_0 + \mathbf{v}_2$. Then, we can rewrite the objective function as follows

$$\lambda_1 \mathbf{y}^\top \mathbf{y} + \lambda_2 \tilde{\mathbf{y}}^\top \tilde{\mathbf{y}} + \sum_{i=1}^k \left\{ f_i(\lambda_1, \mathbf{y}, W_i, w_0^i, v_1^i) + g_i(\lambda_2, \tilde{\mathbf{y}}, \tilde{W}_i, w_0^i, v_2^i) + h_i(\lambda_3^i, v_1^i, v_2^i, \lambda_4, \bar{\mathbf{1}}_i) \right\}$$

where

$$f_i(\lambda_1, \mathbf{y}, W_i, w_0^i, v_1^i) = -2\lambda_1 \left(\mathbf{y}^\top W_i w_0^i + \mathbf{y}^\top W_i v_1^i - n w_0^i v_1^i \right) + \lambda_1 n [(w_0^i)^2 + (v_1^i)^2]$$

$$g_i(\lambda_2, \tilde{\mathbf{y}}, \tilde{W}_i, w_0^i, v_2^i) = -2\lambda_2 \left(\tilde{\mathbf{y}}^\top \tilde{W}_i w_0^i + \tilde{\mathbf{y}}^\top \tilde{W}_i v_2^i - m w_0^i v_2^i \right) + \lambda_2 m [(w_0^i)^2 + (v_2^i)^2]$$

and

$$h_i(\lambda_3^i, v_1^i, v_2^i, \lambda_4, \bar{\mathbf{1}}_i) = \frac{1}{2} \lambda_3^i [(v_1^i)^2 + (v_2^i)^2] + \lambda_4 \bar{\mathbf{1}}_i.$$

Similar to the argument used in the proof of Theorem 1, and because of the independence of each summation term in the objective function above, the orthogonal TLCp is further equivalent to k one-dimensional optimization problem below

$$\min_{v_1^i, v_2^i, w_0^i} \left\{ f_i(\lambda_1, \mathbf{y}, W_i, w_0^i, v_1^i) + g_i(\lambda_2, \tilde{\mathbf{y}}, \tilde{W}_i, w_0^i, v_2^i) + h_i(\lambda_3^i, v_1^i, v_2^i, \lambda_4, \bar{\mathbf{1}}_i) \right\} \quad (45)$$

for $i = 1, \dots, k$, in the sense that they have the same solution.

For the i -th problem above, if $\bar{\mathbf{1}}_i = 1$, and making the gradient of the corresponding objective function equal to zero, we can easily obtain the estimators with respect to the i -th coefficients w_1^i and w_2^i for the target and source domains as follows

$$\bar{w}_1^i = \bar{w}_0^i + \bar{v}_1^i = \beta_i + D_1^i \delta_i + (1 - D_1^i) \frac{1}{n} W_i^\top \boldsymbol{\varepsilon} + D_1^i \frac{1}{m} \tilde{W}_i^\top \boldsymbol{\eta}, \quad (46)$$

$$\bar{w}_2^i = \bar{w}_0^i + \bar{v}_2^i = \beta_i + (1 - D_2^i) \delta_i + (1 - D_2^i) \frac{1}{m} \tilde{W}_i^\top \boldsymbol{\eta} + D_2^i \frac{1}{n} W_i^\top \boldsymbol{\varepsilon}, \quad (47)$$

and the estimators for the i -th individual parameters are

$$\bar{v}_1^i = -D_3^i \left(\delta_i + \frac{1}{m} \tilde{W}_i^\top \boldsymbol{\eta} - \frac{1}{n} W_i^\top \boldsymbol{\varepsilon} \right), \quad (48)$$

$$\bar{v}_2^i = D_3^i \left(\delta_i + \frac{1}{m} \tilde{W}_i^\top \boldsymbol{\eta} - \frac{1}{n} W_i^\top \boldsymbol{\varepsilon} \right), \quad (49)$$

where $D_1^i = \frac{\lambda_2 \lambda_3^i}{4\lambda_1 \lambda_2 n + \lambda_2 \lambda_3^i + \frac{n}{m} \lambda_1 \lambda_3^i}$, $D_2^i = \frac{\lambda_1 \lambda_3^i}{4\lambda_1 \lambda_2 m + \lambda_1 \lambda_3^i + \frac{m}{n} \lambda_2 \lambda_3^i}$ and $D_3^i = \frac{2\lambda_1 \lambda_2}{4\lambda_1 \lambda_2 + \frac{1}{n} \lambda_2 \lambda_3^i + \frac{1}{m} \lambda_1 \lambda_3^i}$.

Then, substituting the relations (46), (47), (48) and (49) into the objective function in (45), we have

$$\begin{aligned} & f_i(\lambda_1, \mathbf{y}, W_i, \bar{w}_0^i, \bar{v}_1^i) + g_i(\lambda_2, \tilde{\mathbf{y}}, \tilde{W}_i, \bar{w}_0^i, \bar{v}_2^i) + h_i(\lambda_3^i, \bar{v}_1^i, \bar{v}_2^i, \lambda_4, 1) \\ & = (\tilde{D}^i - \lambda_2 m) H_i^2 + (\tilde{D}^i - \lambda_1 n) Z_i^2 - 2\tilde{D}^i Z_i H_i + \lambda_4, \end{aligned} \quad (50)$$

where $\tilde{D}^i = \lambda_1 n (D_1^i)^2 + \lambda_2 m (D_2^i)^2 + \lambda_3^i (D_3^i)^2$, and $H_i = \beta_i + \delta_i + \frac{1}{m} \tilde{W}_i^\top \boldsymbol{\eta}$, $Z_i = \beta_i + \frac{1}{n} W_i^\top \boldsymbol{\varepsilon}$ are two random variables that stem from the responses \mathbf{y} and $\tilde{\mathbf{y}}$ for the target and source tasks respectively.

Further, we notice that $2D_3^i + D_2^i + D_1^i = 1$ and rearrange the last expression to obtain

$$f_i(\lambda_1, \mathbf{y}, W_i, \bar{w}_0^i, \bar{v}_1^i) + g_i(\lambda_2, \tilde{\mathbf{y}}, \tilde{W}_i, \bar{w}_0^i, \bar{v}_2^i) + h_i(\lambda_3^i, \bar{v}_1^i, \bar{v}_2^i, \lambda_4, 1) = \lambda_4 - A_i H_i^2 - B_i Z_i^2 - C_i J_i^2$$

where $A_i = \frac{4\lambda_1 \lambda_2^2 m^2 n}{4\lambda_1 \lambda_2 m n + m \lambda_2 \lambda_3^i + n \lambda_1 \lambda_3^i}$, $B_i = \frac{4\lambda_2 \lambda_1^2 m n^2}{4\lambda_1 \lambda_2 m n + m \lambda_2 \lambda_3^i + n \lambda_1 \lambda_3^i}$, and $C_i = \frac{\lambda_3^i}{4\lambda_1 \lambda_2 m n + m \lambda_2 \lambda_3^i + n \lambda_1 \lambda_3^i}$ are functions with respect to the parameters $\lambda_1, \lambda_2, \lambda_3^i$, while $J_i = m \lambda_2 H_i + n \lambda_1 Z_i$.

If $\bar{\mathbf{1}}_i = 0$ in the i -th optimization problem, which means the estimators for the parameters w_0^i, v_1^i, v_2^i satisfying $\bar{w}_0^i = \bar{v}_1^i = \bar{v}_2^i = 0$. So the corresponding objective value is

$$f_i(\lambda_1, \mathbf{y}, W_i, \bar{w}_0^i, \bar{v}_1^i) + g_i(\lambda_2, \tilde{\mathbf{y}}, \tilde{W}_i, \bar{w}_0^i, \bar{v}_2^i) + h_i(\lambda_3^i, \bar{v}_1^i, \bar{v}_2^i, \lambda_4, 0) = 0$$

Finally, we can derive the optimal solution for the i -th optimization problem (45) by finding two estimators \hat{w}_1^i, \hat{w}_2^i that can pick the smaller one between the random value $\lambda_4 - A_i H_i^2 - B_i Z_i^2 - C_i J_i^2$ and 0, i.e.,

$$\hat{w}_1^i = \begin{cases} \beta_i + D_1^i \delta_i + (1 - D_1^i) \frac{1}{n} W_i^\top \boldsymbol{\varepsilon} + D_1^i \frac{1}{m} \tilde{W}_i^\top \boldsymbol{\eta}, & \text{if } A_i H_i^2 + B_i Z_i^2 + C_i J_i^2 > \lambda_4 \\ 0, & \text{otherwise} \end{cases}$$

Finally, we can acquire the desired optimal solution for the orthogonal TLCp model by collating these k solutions together. ■

Proof of Theorem 9

To prove the first equality in Theorem 9, firstly, the equality (50) in the proof of Proposition 8 implies that the probability of the orthogonal TLCp to identify the i -th feature is

$$Pr\{\bar{\mathbf{1}}_i = 1\} = Pr\left\{(\tilde{D}^i - \lambda_2 m) H_i^2 + (\tilde{D}^i - \lambda_1 n) Z_i^2 - 2\tilde{D}^i Z_i H_i + \lambda_4 < 0\right\},$$

where $\tilde{D}^i = \lambda_1 n (D_1^i)^2 + \lambda_2 m (D_2^i)^2 + \lambda_3^i (D_3^i)^2$, and $H_i = \beta_i + \delta_i + \frac{1}{m} \tilde{W}_i^\top \boldsymbol{\eta}$, $Z_i = \beta_i + \frac{1}{n} W_i^\top \boldsymbol{\varepsilon}$ are two random variables.

For simplicity, we let $M_i = -\tilde{D}^i + \lambda_2 m$, $N_i = -\tilde{D}^i + \lambda_1 n$ and $Q_i = -2\tilde{D}^i$ for $i = 1, \dots, k$. According to the definitions of D_1^i, D_2^i, D_3^i in Proposition 8, we can see that $M_i > 0$, $N_i >$

0, $Q_i < 0$ for $i = 1, \dots, k$. Thus, we can rewrite the probability of the orthogonal TLCp to identify the i -th feature as

$$Pr\{\bar{\mathbf{1}}_i = 1\} = Pr\{M_i H_i^2 + N_i Z_i^2 - Q_i H_i Z_i > \lambda_4\}.$$

Letting $\bar{X}_i = \sqrt{M_i} H_i$, $\bar{Y}_i = \sqrt{N_i} Z_i$, the probability can be rewritten as

$$Pr\{\bar{\mathbf{1}}_i = 1\} = Pr\left\{\bar{X}_i^2 + \bar{Y}_i^2 - \frac{Q_i}{\sqrt{M_i N_i}} \bar{X}_i \bar{Y}_i > \lambda_4\right\}.$$

Finally, letting $\bar{X}_i = U_i - V_i$ and $\bar{Y}_i = U_i + V_i$, we obtain

$$Pr\{\bar{\mathbf{1}}_i = 1\} = Pr\left\{\left(2 - \frac{Q_i}{\sqrt{M_i N_i}}\right) U_i^2 + \left(2 + \frac{Q_i}{\sqrt{M_i N_i}}\right) V_i^2 > \lambda_4\right\}, \quad (51)$$

for $i = 1, \dots, k$.

Notice that $U_i = \frac{\sqrt{M_i} H_i + \sqrt{N_i} Z_i}{2}$ and $V_i = \frac{-\sqrt{M_i} H_i + \sqrt{N_i} Z_i}{2}$ for $i = 1, \dots, k$. Substituting these two equations into (51), we obtain the first equality in Theorem 9.

Now, we prove the second equality in this theorem. Because $H_i \sim \mathcal{N}(\beta_i + \delta_i, \frac{\sigma_2^2}{m})$, and $Z_i \sim \mathcal{N}(\beta_i, \frac{\sigma_1^2}{n})$, we have:

$$U_i \sim \mathcal{N}\left(\frac{1}{2} \left[\sqrt{M_i}(\beta_i + \delta_i) + \sqrt{N_i}\beta_i\right], \frac{1}{4} \left(\frac{M_i\sigma_2^2}{m} + \frac{N_i\sigma_1^2}{n}\right)\right),$$

$$V_i \sim \mathcal{N}\left(\frac{1}{2} \left[-\sqrt{M_i}(\beta_i + \delta_i) + \sqrt{N_i}\beta_i\right], \frac{1}{4} \left(\frac{M_i\sigma_2^2}{m} + \frac{N_i\sigma_1^2}{n}\right)\right).$$

Moreover, we can calculate the covariance matrix between the random variables U_i and V_i as

$$\Sigma_{U_i, V_i} = \begin{pmatrix} \frac{1}{4} \left(\frac{M_i\sigma_2^2}{m} + \frac{N_i\sigma_1^2}{n}\right) & \frac{1}{4} \left(-\frac{M_i\sigma_2^2}{m} + \frac{N_i\sigma_1^2}{n}\right) \\ \frac{1}{4} \left(-\frac{M_i\sigma_2^2}{m} + \frac{N_i\sigma_1^2}{n}\right) & \frac{1}{4} \left(\frac{M_i\sigma_2^2}{m} + \frac{N_i\sigma_1^2}{n}\right) \end{pmatrix}$$

By definition, the joint distribution for U_i, V_i has the density

$$p(U_i = x, V_i = y) = \frac{\exp\left(-\frac{1}{2}(\mathbf{x} - \boldsymbol{\mu})^T \Sigma_{U_i, V_i}^{-1}(\mathbf{x} - \boldsymbol{\mu})\right)}{\sqrt{(2\pi)^2 |\Sigma_{U_i, V_i}|}},$$

where $\mathbf{x} = (x \ y)^T$, $\boldsymbol{\mu} = \left(\frac{1}{2} [\sqrt{M_i}(\beta_i + \delta_i) + \sqrt{N_i}\beta_i] \ \frac{1}{2} [-\sqrt{M_i}(\beta_i + \delta_i) + \sqrt{N_i}\beta_i]\right)^T$.

Plugging the covariance matrix Σ_{U_i, V_i} in the density function $p(U_i = x, V_i = y)$, together with (51), results in the probability of the orthogonal TLCp to select the i -th feature as follows:

$$\begin{aligned} Pr\{\bar{\mathbf{1}}_i = 1\} &= \iint_{\left(2 - \frac{Q_i}{\sqrt{M_i N_i}}\right)x^2 + \left(2 + \frac{Q_i}{\sqrt{M_i N_i}}\right)y^2 > \lambda_4} p(U_i = x, V_i = y) dx dy \\ &= \frac{\sqrt{mn}}{\pi\sigma_1\sigma_2\sqrt{M_i N_i}} \iint_{\left(2 - \frac{Q_i}{\sqrt{M_i N_i}}\right)x^2 + \left(2 + \frac{Q_i}{\sqrt{M_i N_i}}\right)y^2 > \lambda_4} \exp\left\{\left[\frac{-n(x + y - \sqrt{N_i}\beta_i)^2}{2N_i\sigma_1^2} - \frac{m(x - y - \sqrt{M_i}(\beta_i + \delta_i))^2}{2M_i\sigma_2^2}\right]\right\} dx dy, \end{aligned}$$

where $i = 1, \dots, k$. This proves the second equality in the theorem. \blacksquare

Proof of Corollary 10

The probability of the orthogonal TLCp procedure to miss the i -th feature is

$$\begin{aligned}
 & P_r\{\bar{\mathbf{1}}_i = 0\} \\
 &= \frac{\sqrt{mn}}{\pi\sigma_1\sigma_2\sqrt{M_iN_i}} \iint_{\left(2 - \frac{Q_i}{\sqrt{M_iN_i}}\right)x^2 + \left(2 + \frac{Q_i}{\sqrt{M_iN_i}}\right)y^2 < \lambda_4} \exp\left\{-\frac{1}{2}\left[\frac{n}{N_i\sigma_1^2}\left(x + y - \sqrt{N_i}\beta_i\right)^2\right.\right. \\
 &\quad \left.\left. + \frac{m}{M_i\sigma_2^2}\left(x - y - \sqrt{M_i}(\beta_i + \delta_i)\right)^2\right]\right\} dx dy, \tag{52}
 \end{aligned}$$

for $i = 1, \dots, k$. Due to the non-negativity of the integral function in (52), we can obtain an upper bound for this integral by scaling up the integral region. To be specific, firstly, we stretch the ellipse integral region $\left\{(x, y) \mid \left(2 - \frac{Q_i}{\sqrt{M_iN_i}}\right)x^2 + \left(2 + \frac{Q_i}{\sqrt{M_iN_i}}\right)y^2 < \lambda_4\right\}$ into a strip region $\left\{(x, y) \mid \left(2 - \frac{Q_i}{\sqrt{M_iN_i}}\right)x^2 < \lambda_4\right\}$, thus obtaining

$$\begin{aligned}
 & P_r\{\bar{\mathbf{1}}_i = 0\} \\
 &\leq \frac{\sqrt{mn}}{\pi\sigma_1\sigma_2\sqrt{M_iN_i}} \iint_{\left(2 - \frac{Q_i}{\sqrt{M_iN_i}}\right)x^2 < \lambda_4} \exp\left\{-\frac{1}{2}\left[\frac{n}{N_i\sigma_1^2}\left(x + y - \sqrt{N_i}\beta_i\right)^2\right.\right. \\
 &\quad \left.\left. + \frac{m}{M_i\sigma_2^2}\left(x - y - \sqrt{M_i}(\beta_i + \delta_i)\right)^2\right]\right\} dx dy \\
 &= \frac{\sqrt{mn}}{\pi\sigma_1\sigma_2\sqrt{M_iN_i}} \int_{\left(2 - \frac{Q_i}{\sqrt{M_iN_i}}\right)x^2 < \lambda_4} dx \int_{-\infty}^{+\infty} \exp\left\{-\frac{1}{2}\left[\frac{n}{N_i\sigma_1^2}\left(x + y - \sqrt{N_i}\beta_i\right)^2\right.\right. \\
 &\quad \left.\left. + \frac{m}{M_i\sigma_2^2}\left(x - y - \sqrt{M_i}(\beta_i + \delta_i)\right)^2\right]\right\} dy, \tag{53}
 \end{aligned}$$

for $i = 1, \dots, k$.

Now, we turn attention to the second integral in the equation above. By separating the factors of the function in the second integral, we obtain

$$\begin{aligned}
 & \int_{-\infty}^{+\infty} \exp\left\{-\frac{1}{2}\left[\frac{n}{N_i\sigma_1^2}\left(x + y - \sqrt{N_i}\beta_i\right)^2 + \frac{m}{M_i\sigma_2^2}\left(x - y - \sqrt{M_i}(\beta_i + \delta_i)\right)^2\right]\right\} dy \\
 &= \int_{-\infty}^{+\infty} \exp\left\{-\frac{1}{2}\left[K_1y^2 + 2K_2(x)y + K_3(x)\right]\right\} dy, \tag{54}
 \end{aligned}$$

where $K_1 = \frac{n}{N_i\sigma_1^2} + \frac{m}{M_i\sigma_2^2}$, $K_2(x) = \frac{n}{N_i\sigma_1^2} (x - \sqrt{N_i}\beta_i) - \frac{m}{M_i\sigma_2^2} (x - \sqrt{M_i}(\beta_i + \delta_i))$, and $K_3(x) = \frac{n}{N_i\sigma_1^2} (x - \sqrt{N_i}\beta_i)^2 + \frac{m}{M_i\sigma_2^2} (x - \sqrt{M_i}(\beta_i + \delta_i))^2$. Further, we can rewrite (54) as

$$\begin{aligned} & \int_{-\infty}^{+\infty} \exp \left\{ -\frac{1}{2} \left[K_1 \left(y + \frac{K_2(x)}{K_1} \right)^2 + \left(K_3(x) - \frac{K_2^2(x)}{K_1} \right) \right] \right\} dy \\ &= \int_{-\infty}^{+\infty} \sqrt{\frac{2\pi}{K_1}} \exp \left\{ -\frac{1}{2} \left(K_3(x) - \frac{K_2^2(x)}{K_1} \right) \right\} \sqrt{\frac{K_1}{2\pi}} \exp \left\{ -\frac{K_1}{2} \left(y + \frac{K_2(x)}{K_1} \right)^2 \right\} dy. \end{aligned} \quad (55)$$

By the definition of probability distribution, for any fixed x , we have

$$\int_{-\infty}^{+\infty} \sqrt{\frac{K_1}{2\pi}} \exp \left\{ -\frac{K_1}{2} \left(y + \frac{K_2(x)}{K_1} \right)^2 \right\} dy = 1.$$

Substituting (54), (55) into (53), gives

$$\begin{aligned} & P_r\{\bar{\mathbf{1}}_i = 0\} \\ & \leq \sqrt{\frac{2\pi}{K_1}} \cdot \frac{\sqrt{mn}}{\pi\sigma_1\sigma_2\sqrt{M_iN_i}} \int_{\left(2 - \frac{Q_i}{\sqrt{M_iN_i}}\right)x^2 < \lambda_4} \exp \left\{ -\frac{1}{2} \left(K_3(x) - \frac{K_2^2(x)}{K_1} \right) \right\} dx \\ & = \frac{\sqrt{2}}{\sqrt{\pi}} G_i \int_{\left(2 - \frac{Q_i}{\sqrt{M_iN_i}}\right)x^2 < \lambda_4} \exp \left\{ -\frac{G_i^2}{2} \left[2x - (\sqrt{M_i} + \sqrt{N_i})\beta_i - \sqrt{M_i}\delta_i \right]^2 \right\} dx, \end{aligned} \quad (56)$$

where $G_i = \sqrt{\frac{mn}{nM_i\sigma_2^2 + mN_i\sigma_1^2}}$ for $i = 1, \dots, k$.

Finally, letting $y = \sigma_1 G_i x$ and using variable substitution in (56), we obtain

$$\begin{aligned} & P_r\{\bar{\mathbf{1}}_i = 0\} \\ & \leq \frac{\sqrt{2}}{\sqrt{\pi}\sigma_1} \int_{4y^2 < \frac{4\lambda_4\sigma_1^2 G_i^2}{2 - \frac{Q_i}{\sqrt{M_iN_i}}}} \exp \left\{ -\frac{1}{2\sigma_1^2} \left[2y - G_i(\sqrt{M_i} + \sqrt{N_i})\sigma_1\beta_i - G_i\sqrt{M_i}\sigma_1\delta_i \right]^2 \right\} dy, \end{aligned}$$

for $i = 1, \dots, k$, thus proving this corollary. ■

Proof of Theorem 12

For any fixed feature, for example, the ℓ -th one in the model, by Corollary 10 we have

$$\begin{aligned} & P_r\{\bar{\mathbf{1}}_\ell = 0\} \\ & \leq \frac{\sqrt{2}}{\sqrt{\pi}\sigma_1} \int_{4y^2 < \frac{4\lambda_4\sigma_1^2 G_\ell^2}{2 - \frac{Q_\ell}{\sqrt{M_\ell N_\ell}}}} \exp \left\{ -\frac{1}{2\sigma_1^2} \left[2y - G_\ell(\sqrt{M_\ell} + \sqrt{N_\ell})\sigma_1\beta_\ell - G_\ell\sqrt{M_\ell}\sigma_1\delta_\ell \right]^2 \right\} dy \\ & = \frac{\sqrt{2}}{2\sqrt{\pi}\sigma_1} \int_{\left(z_1 + G_\ell(\sqrt{M_\ell} + \sqrt{N_\ell})\sigma_1\beta_\ell + G_\ell\sqrt{M_\ell}\sigma_1\delta_\ell\right)^2 < \frac{4\lambda_4\sigma_1^2 G_\ell^2}{2 - \frac{Q_\ell}{\sqrt{M_\ell N_\ell}}}} \exp \left\{ -\frac{z_1^2}{2\sigma_1^2} \right\} dz_1, \end{aligned} \quad (57)$$

where the second equality is obtained by substituting $2y - G_\ell(\sqrt{M_\ell} + \sqrt{N_\ell})\sigma_1\beta_\ell - G_\ell\sqrt{M_\ell}\sigma_1\delta_\ell = z_1$ into the the first inequality.

On the other hand, by Remark 11, we have

$$P_r\{\mathbf{1}_\ell = 0\} = \frac{\sqrt{2}}{\sqrt{\pi}\sigma_1} \int_{4y^2 < \lambda} \exp\left\{-\frac{1}{2\sigma_1^2} (2y - \sqrt{n}\beta_\ell)^2\right\} dy. \quad (58)$$

Then, if we let $z_2 = 2y - \sqrt{n}\beta_\ell$ and substitute it into (58) above, we obtain

$$P_r\{\mathbf{1}_\ell = 0\} = \frac{\sqrt{2}}{2\sqrt{\pi}\sigma_1} \int_{(z_2 + \sqrt{n}\beta_\ell)^2 < \lambda} \exp\left\{-\frac{z_2^2}{2\sigma_1^2}\right\} dz_2 \quad (59)$$

Comparing (57) and (59), we can see that, when parameters $\lambda_1, \lambda_2, \lambda_3^\ell, \lambda_4$ satisfy the conditions $|\sqrt{n}\beta_\ell| < |G_\ell\sigma_1| \cdot |(\sqrt{M_\ell} + \sqrt{N_\ell})\beta_\ell + \sqrt{M_\ell}\delta_\ell|$ and $(4\lambda_4\sigma_1^2G_\ell^2) / \left(2 - \frac{Q_\ell}{\sqrt{M_\ell N_\ell}}\right) \leq \lambda$ or when we choose $\lambda_4 = \min_{i \in \{1, \dots, k\}} \left\{ \lambda \left(2 - \frac{Q_i}{\sqrt{M_i N_i}}\right) / 4\sigma_1^2(G_i)^2 \right\}$, where λ is a parameter in Cp criterion(4), then together with the definition of probability for normal distribution, we obtain $P_r\{\bar{\mathbf{1}}_\ell = 0\} < P_r\{\mathbf{1}_\ell = 0\}$. In other words, $P_r\{\bar{\mathbf{1}}_\ell = 1\} > P_r\{\mathbf{1}_\ell = 1\}$. \blacksquare

Proof of Theorem 13

As before, we define

$$\bar{\mathbf{1}}_i = \begin{cases} 0 & \text{if } \|\mathbf{w}_1^i\|_0 = \|\mathbf{w}_2^i\|_0 = 0 \\ 1 & \text{ortherwise} \end{cases}$$

By the definition of MSE for the estimator $\hat{\mathbf{w}}_1$ from the orthogonal TLCp, we have

$$\begin{aligned} \text{MSE}(\hat{\mathbf{w}}_1) &= \mathbb{E}(\boldsymbol{\beta} - \hat{\mathbf{w}}_1)^\top (\boldsymbol{\beta} - \hat{\mathbf{w}}_1) \\ &= \mathbb{E} \left\{ \sum_{i=1}^k \left[\beta_i - \bar{\mathbf{1}}_i \left(\beta_i + D_1^i \delta_i + (1 - D_1^i) \frac{1}{n} W_i^\top \boldsymbol{\varepsilon} + D_1^i \frac{1}{m} \tilde{W}_i^\top \boldsymbol{\eta} \right) \right]^2 \right\} \\ &= \sum_{i=1}^k \mathbb{E} \left[\beta_i - \bar{\mathbf{1}}_i \left(\beta_i + D_1^i \delta_i + (1 - D_1^i) \frac{1}{n} W_i^\top \boldsymbol{\varepsilon} + D_1^i \frac{1}{m} \tilde{W}_i^\top \boldsymbol{\eta} \right) \right]^2 \\ &= \sum_{i=1}^k \{ P_r\{\bar{\mathbf{1}}_i = 1\} \mathbb{E}[R_i^2 | \bar{\mathbf{1}}_i = 1] + P_r\{\bar{\mathbf{1}}_i = 0\} \beta_i^2 \}, \end{aligned} \quad (60)$$

where $R_i = -D_1^i \delta_i - (1 - D_1^i) \frac{W_i^\top \boldsymbol{\varepsilon}}{n} - D_1^i \frac{\tilde{W}_i^\top \boldsymbol{\eta}}{m}$, for $i = 1, \dots, k$. The second equality is obtained by substituting $\hat{\mathbf{w}}_1$ in Proposition 8, while the last equality is due to the law of total expectation.

In order to facilitate the calculation with respect to $\mathbb{E}[R_i^2 | \bar{\mathbf{1}}_i = 1]$ in (60), we rewrite R_i as $R_i = \bar{M}_i U_i + \bar{N}_i V_i + \beta_i$, where $\bar{M}_i = \frac{\sqrt{M_i} - \sqrt{N_i}}{\sqrt{M_i N_i}} D_1^i - \frac{1}{\sqrt{N_i}}$, $\bar{N}_i = \frac{\sqrt{M_i} + \sqrt{N_i}}{\sqrt{M_i N_i}} D_1^i - \frac{1}{\sqrt{N_i}}$ are determined by M_i, N_i, D_1^i as introduced in the proof of Theorem 9, and $U_i = \frac{\sqrt{M_i} H_i + \sqrt{N_i} Z_i}{2}$, $V_i = \frac{-\sqrt{M_i} H_i + \sqrt{N_i} Z_i}{2}$ are two random variables related to H_i, Z_i in Theorem 9, for $i = 1, \dots, k$.

By the definition of conditional expectation, we have

$$\begin{aligned}
 & \mathbb{E} [R_i^2 | \bar{\mathbf{1}}_i = 1] \\
 &= \mathbb{E} [(\bar{M}_i U_i + \bar{N}_i V_i + \beta_i)^2 | \bar{\mathbf{1}}_i = 1] \\
 &= \frac{1}{P_r\{\bar{\mathbf{1}}_i = 1\}} \iint_{\mathbb{R}^2} (\bar{M}_i x + \bar{N}_i y + \beta_i)^2 p(U_i = x, V_i = y, \bar{\mathbf{1}}_i = 1) \, dx dy \\
 &= \frac{1}{P_r\{\bar{\mathbf{1}}_i = 1\}} \iint_{\left(2 - \frac{Q_i}{\sqrt{M_i N_i}}\right)x^2 + \left(2 + \frac{Q_i}{\sqrt{M_i N_i}}\right)y^2 > \lambda_4} (\bar{M}_i x + \bar{N}_i y + \beta_i)^2 p(U_i = x, V_i = y) \, dx dy \\
 &= \mathbb{E}[(\bar{M}_i U_i + \bar{N}_i V_i + \beta_i)^2] - \\
 &\quad \frac{1}{P_r\{\bar{\mathbf{1}}_i = 1\}} \iint_{\left(2 - \frac{Q_i}{\sqrt{M_i N_i}}\right)x^2 + \left(2 + \frac{Q_i}{\sqrt{M_i N_i}}\right)y^2 < \lambda_4} (\bar{M}_i x + \bar{N}_i y + \beta_i)^2 p(U_i = x, V_i = y) \, dx dy
 \end{aligned} \tag{61}$$

where $p(U_i = x, V_i = y)$ is the joint density distribution for U_i, V_i , which has been derived in Theorem 9, for $i = 1, \dots, k$.

Also, by the proof of Theorem 9,

$$P_r\{\bar{\mathbf{1}}_i = 0\} = \iint_{\left(2 - \frac{Q_i}{\sqrt{M_i N_i}}\right)x^2 + \left(2 + \frac{Q_i}{\sqrt{M_i N_i}}\right)y^2 < \lambda_4} p(U_i = x, V_i = y) \, dx dy. \tag{62}$$

Substituting (61) and (62) into (60), we obtain the desired result below

$$\begin{aligned}
 & MSE(\hat{\mathbf{w}}_1) \\
 &= \sum_{i=1}^k \left\{ \mathbb{E}[(\bar{M}_i U_i + \bar{N}_i V_i + \beta_i)^2] + \right. \\
 &\quad \left. \iint_{\left(2 - \frac{Q_i}{\sqrt{M_i N_i}}\right)x^2 + \left(2 + \frac{Q_i}{\sqrt{M_i N_i}}\right)y^2 < \lambda_4} [\beta_i^2 - (\bar{M}_i x + \bar{N}_i y + \beta_i)] p(U_i = x, V_i = y) \, dx dy \right\}.
 \end{aligned}$$

■

Proof of Proposition 14

Firstly, we notice that $\bar{M}_i = \frac{\sqrt{M_i} - \sqrt{N_i}}{\sqrt{M_i N_i}} D_1^i - \frac{1}{\sqrt{N_i}}$, $\bar{N}_i = \frac{\sqrt{M_i} + \sqrt{N_i}}{\sqrt{M_i N_i}} D_1^i - \frac{1}{\sqrt{N_i}}$, where $D_1^i = \frac{\lambda_2 \lambda_3^i}{4\lambda_1 \lambda_2 n + \lambda_2 \lambda_3^i + \frac{n}{m} \lambda_1 \lambda_3^i}$, for $i = 1, \dots, k$.

Also, by the proof of Theorem 9, we can see that

$$\begin{aligned}
 U_i &\sim \mathcal{N} \left(\frac{1}{2} \left[\sqrt{M_i}(\beta_i + \delta_i) + \sqrt{N_i}\beta_i \right], \frac{1}{4} \left(\frac{M_i \sigma_2^2}{m} + \frac{N_i \sigma_1^2}{n} \right) \right), \\
 V_i &\sim \mathcal{N} \left(\frac{1}{2} \left[-\sqrt{M_i}(\beta_i + \delta_i) + \sqrt{N_i}\beta_i \right], \frac{1}{4} \left(\frac{M_i \sigma_2^2}{m} + \frac{N_i \sigma_1^2}{n} \right) \right),
 \end{aligned}$$

for $i = 1, \dots, k$.

Then, by expanding the term $\mathbb{E}(\bar{M}U_i + \bar{N}V_i + \beta_i)^2$ and merging the similar items together, we have

$$\begin{aligned} & \mathbb{E}(\bar{M}U_i + \bar{N}V_i + \beta_i)^2 \\ &= \frac{N_i\sigma_1^2}{4n}(\bar{M}_i + \bar{N}_i)^2 + \frac{M_i\sigma_2^2}{4m}(\bar{M}_i - \bar{N}_i)^2 + \frac{H^2(\bar{M}_i, \bar{N}_i, \delta_i, \beta_i)}{4} + \beta_i^2 + \beta_i H(\bar{M}_i, \bar{N}_i, \delta_i, \beta_i), \end{aligned} \quad (63)$$

where $H(\bar{M}_i, \bar{N}_i, \delta_i, \beta_i) = [\sqrt{\bar{M}_i}(\beta_i + \delta_i) + \sqrt{\bar{N}_i}\beta_i]\bar{M}_i + [-\sqrt{\bar{M}_i}(\beta_i + \delta_i) + \sqrt{\bar{N}_i}\beta_i]\bar{N}_i$, for $i = 1, \dots, k$.

Further, we notice that $\bar{M}_i + \bar{N}_i = \frac{2}{\sqrt{N_i}}D_1^i - \frac{2}{\sqrt{N_i}}$, $\bar{M}_i - \bar{N}_i = -\frac{2}{\sqrt{M_i}}D_1^i$, and substitute these two equations into (63), thus obtaining

$$\mathbb{E}(\bar{M}U_i + \bar{N}V_i + \beta_i)^2 = D_1^{i^2} \left(\delta_i^2 + \frac{\sigma_1^2}{n} + \frac{\sigma_2^2}{m} \right) - 2D_1^i \frac{\sigma_1^2}{n} + \frac{\sigma_1^2}{n}, \quad (64)$$

for $i = 1, \dots, k$.

For each $i \in \{1, \dots, k\}$, the right-hand side of equation in (64) is a standard quadratic form with respect to D_1^i , which means that the point $D_1^{i*} = \frac{\frac{\sigma_1^2}{n}}{\delta_i^2 + \frac{\sigma_1^2}{n} + \frac{\sigma_2^2}{m}}$ minimizes (64).

In other words, if the tuning parameters $\lambda_1, \lambda_2, \lambda_3^i$ satisfy the condition

$$D_1^{i*}(\lambda_1, \lambda_2, \lambda_3^i) = \frac{\lambda_2 \lambda_3^i}{4\lambda_1 \lambda_2 n + \lambda_2 \lambda_3^i + \frac{n}{m} \lambda_1 \lambda_3^i} = \frac{\frac{\sigma_1^2}{n}}{\delta_i^2 + \frac{\sigma_1^2}{n} + \frac{\sigma_2^2}{m}},$$

which implies that $\lambda_1^* = \sigma_2^2, \lambda_2^* = \sigma_1^2, \lambda_3^{i*} = \frac{4\sigma_1^2\sigma_2^2}{\delta_i^2}$, we can then get the minimum value of $F(D_1^i) := \mathbb{E}(\bar{M}U_i + \bar{N}V_i + \beta_i)^2$ as follows

$$F(D_1^{i*}) = \frac{\sigma_1^2}{n} - \frac{(\frac{\sigma_1^2}{n})^2}{\delta_i^2 + \frac{\sigma_1^2}{n} + \frac{\sigma_2^2}{m}} > 0$$

for $i = 1, \dots, k$. ■

Proof of Corollary 15

Consider any relevant feature, say the t -th one, whose corresponding true regression coefficient is $\beta_t \neq 0$. Let the tuning parameters $\lambda_1, \lambda_2, \lambda_3^t$ in the orthogonal TLCp be chosen to satisfy $\lambda_1^* = \sigma_2^2, \lambda_2^* = \sigma_1^2, \lambda_3^{t*} = \frac{4\sigma_1^2\sigma_2^2}{\delta_t^2}$. Then, we have

$$\begin{aligned} (\tilde{D}^t)^* &= \frac{\sigma_1^2\sigma_2^2}{\delta_t^2 + \frac{\sigma_1^2}{n} + \frac{\sigma_2^2}{m}}, \\ M_t^* &= \sigma_1^2 m \frac{\delta_t^2 + \frac{\sigma_1^2}{n}}{\delta_t^2 + \frac{\sigma_1^2}{n} + \frac{\sigma_2^2}{m}}, \end{aligned}$$

$$N_t^* = \sigma_2^2 n \frac{\delta_t^2 + \frac{\sigma_2^2}{m}}{\delta_t^2 + \frac{\sigma_1^2}{n} + \frac{\sigma_2^2}{m}},$$

where $(\tilde{D}^t)^*$, M_t^* , N_t^* are obtained by substituting λ_1^* , λ_2^* , λ_3^{t*} into the expressions of \tilde{D}^t , M_t , N_t . Therefore, we have

$$\sqrt{M_t^*} + \sqrt{N_t^*} = \frac{\sigma_1 \sqrt{m\delta_t^2 + \frac{m}{n}\sigma_1^2} + \sigma_2 \sqrt{n\delta_t^2 + \frac{n}{m}\sigma_2^2}}{\sqrt{\delta_t^2 + \frac{\sigma_1^2}{n} + \frac{\sigma_2^2}{m}}}$$

If we let $\delta_t = 0$, then

$$\sqrt{M_t^*} + \sqrt{N_t^*} = \sqrt{m\sigma_1^2 + n\sigma_2^2}, \quad (65)$$

and

$$G_t^* = \sqrt{\frac{mn}{nM_t^*\sigma_2^2 + mN_t^*\sigma_1^2}} = \frac{1}{\sigma_1\sigma_2}. \quad (66)$$

In other words,

$$F_1(\delta_t) := |\sqrt{n}\beta_t| - |G_t^*\sigma_1| \cdot \left| (\sqrt{M_t^*} + \sqrt{N_t^*})\beta_t + \sqrt{M_t^*}\delta_t \right|,$$

where M_t^* , N_t^* , G_t^* are all functions with respect to δ_t , so by (65) and (66), we can see that $F_1(0) < 0$. Further, due to the continuity of $F_1(\cdot)$, we can find a constant $\kappa(\sigma_1, \sigma_2, m, n) > 0$, such that $F_1(\delta_t) < 0$ holds for any $|\delta_t| \leq \kappa$.

So, by now, we have proved that, if we tune the parameters as $\lambda_1^* = \sigma_2^2$, $\lambda_2^* = \sigma_1^2$, $\lambda_3^{t*} = \frac{4\sigma_1^2\sigma_2^2}{\delta_t^2}$, then for any relevant feature (whose corresponding coefficient is nonzero), there exists an constant $\kappa > 0$, such that the formula (13) in Theorem 12 holds for any $|\delta_t| \leq \kappa$.

Finally, since $\lambda_4^* = \min_{i \in \{1, \dots, k\}} \left\{ \lambda \left(2 - \frac{Q_i^*}{\sqrt{M_i^* N_i^*}} \right) / 4\sigma_1^2 (G_i^*)^2 \right\}$, where $Q_t^* = -2(\tilde{D}^t)^*$, satisfies (14), by Theorem 12, we can conclude the desired results. \blacksquare

Proof of Proposition 16

As illustrated in Corollary 10, the probability for the orthogonal TLCp to pick the γ -th feature if $\delta_\gamma = 0$ is

$$Pr^{TLCp}\{\gamma\} = \frac{\sqrt{2}}{\sqrt{\pi}\sigma_1} \int_{4y^2 > \frac{4\lambda_4\sigma_1^2 G_\gamma^2}{2 - \frac{Q_\gamma^*}{\sqrt{M_\gamma N_\gamma}}}} \exp \left\{ -\frac{1}{2\sigma_1^2} \left[2y - G_\gamma(\sqrt{M_\gamma} + \sqrt{N_\gamma})\sigma_1\beta_\gamma \right]^2 \right\} dy, \quad (67)$$

where M_γ , N_γ , Q_γ , G_γ are defined as previously.

We tune the model parameters of the orthogonal TLCp as $\lambda_1^* = \sigma_2^2$, $\lambda_2^* = \sigma_1^2$, $\lambda_3^{t*} = \infty$, and $\lambda_4^* = 2\sigma_1^2\sigma_2^2$, where we assume $\lambda = 2\sigma_1^2$. Also, we let $\sigma_1 = \sigma_2 = \sigma$. Then, we can rewrite the equality above as,

$$Pr^{TLCp}\{\gamma\} = \frac{\sqrt{2}}{\sqrt{\pi}\sigma_1} \int_{4y^2 > 2\sigma^2} \exp \left\{ -\frac{1}{2\sigma^2} \left[2y - \sqrt{n+m}\beta_\gamma \right]^2 \right\} dy,$$

which is obtained by substituting (65) and (66) in the proof of Corollary 15 into (67).

By variable replacement, we obtain

$$\begin{aligned} Pr^{TLCp}\{\gamma\} &= \frac{\sqrt{n+m}}{\sqrt{2\pi}\sigma} \int_{(n+m)x^2 > 2\sigma^2} \exp\left\{-\frac{1}{2} \frac{(x - \beta_\gamma)^2}{\frac{\sigma^2}{n+m}}\right\} dx \\ &= 1 - \int_{\frac{-\sqrt{n+m}\beta_\gamma - \sqrt{2\sigma^2}}{\sigma}}^{\frac{-\sqrt{n+m}\beta_\gamma + \sqrt{2\sigma^2}}{\sigma}} \frac{1}{\sqrt{2\pi}} \exp\left\{-\frac{z^2}{2}\right\} dz, \end{aligned} \quad (68)$$

where the first equality is obtained by letting $y = \frac{\sqrt{n+m}x}{2}$, and the second one is obtained by substituting $z = \frac{(x - \beta_\gamma)}{\frac{\sigma}{\sqrt{n+m}}}$ into the first equality, together with the definition of probability.

Finally, to obtain the probability of the orthogonal TLCp to select γ -th feature whose regression coefficient satisfies $\beta_\gamma^2 = \frac{2\sigma_\gamma^2}{n}$, we can substitute the value of β_γ^2 into (68) and perform similar derivations as above. \blacksquare

Proof of Lemma 19

If we set the parameters of orthogonal TLCp as $\lambda_1^* = \sigma_2^2, \lambda_2^* = \sigma_1^2, \lambda_3^{i*} = \frac{4\sigma_1^2\sigma_2^2}{\delta_i^2}$, then the second term in the summation of (15) can be expressed as

$$\tilde{F}_i(\delta_i) := \iint_{\left(2 - \frac{Q_i^*}{\sqrt{M_i^* N_i^*}}\right)x^2 + \left(2 + \frac{Q_i^*}{\sqrt{M_i^* N_i^*}}\right)y^2 < \lambda_4} [\beta_i^2 - (\bar{M}_i^* x + \bar{N}_i^* y + \beta_i)^2] p(U_i^* = x, V_i^* = y) dx dy,$$

due to the reason that $Q_i^*, M_i^*, N_i^*, \bar{M}_i^*, U_i^*, V_i^*$ vary with δ_i , for $i = 1, \dots, k$. Above, $Q_i^*, M_i^*, N_i^*, \bar{M}_i^*, U_i^*$, and V_i^* represent the values of $Q_i, M_i, N_i, \bar{M}_i, U_i$, and V_i after substituting $\lambda_1^* = \sigma_2^2, \lambda_2^* = \sigma_1^2, \lambda_3^{i*} = \frac{4\sigma_1^2\sigma_2^2}{\delta_i^2}$ into the defining equations for $i = 1, \dots, k$.

To get an upper bound for $\tilde{F}_i(0)$, we begin to simplify the expression of $\tilde{F}(\delta_i)$, when $\delta_i = 0$, for $i = 1, \dots, k$.

For $\delta_i = 0$, we have $2 + \frac{Q_i^*}{\sqrt{M_i^* N_i^*}} = 0$, for $i = 1, \dots, k$. Then

$$\tilde{F}_i(0) = \iint_{\left(2 - \frac{Q_i^*}{\sqrt{M_i^* N_i^*}}\right)x^2 < \lambda_4} [\beta_i^2 - (\bar{M}_i^* x + \bar{N}_i^* y + \beta_i)^2] p(U_i^* = x, V_i^* = y) dx dy$$

By the proof of Corollary 10(see (56)), when $\delta_i = 0$, we have

$$p(U_i^* = x) = \frac{\sqrt{2G_i^*}}{\sqrt{\pi}} \exp\left\{-\frac{(G_i^*)^2}{2} \left[2x - (\sqrt{M_i^*} + \sqrt{N_i^*})\beta_i\right]^2\right\}, \quad (69)$$

where $G_i^* = \sqrt{\frac{mn}{nM_i^*\sigma_2^2 + mN_i^*\sigma_1^2}}$, for $i = 1, \dots, k$. Further, we notice that $\bar{N}_i^* = 0$, if $\delta_i = 0$ holds for $i = 1, \dots, k$. Therefore, by substituting (69) into the expression for $\tilde{F}_i(0)$, we

obtain

$$\begin{aligned} \tilde{F}_i(0) = & \frac{\sqrt{2}G_i^*}{\sqrt{\pi}} \int_{\left(2 - \frac{Q_i^*}{\sqrt{M_i^* N_i^*}}\right) x^2 < \lambda_4} [\beta_i^2 - (\bar{M}_i^* x + \beta_i)^2] \exp \left\{ -\frac{(G_i^*)^2}{2} \left[2x - (\sqrt{M_i^*} + \sqrt{N_i^*})\beta_i \right]^2 \right\} dx, \end{aligned} \quad (70)$$

for $i = 1, \dots, k$.

Notice that $\delta_i = 0$ for $i = 1, \dots, k$, implies that the learning tasks in the target and source domains are equivalent, except possibly for the noise in the data sets. Thus, we can expect similar structure in the second term in the summation of the expression for the MSE of orthogonal TLCp estimator and that of the orthogonal Cp estimator. In view of this, we are going to use variable replacement to make the expression for $\tilde{F}_i(0)$ similar to that for $\tilde{H}_i := \frac{1}{\sqrt{2\pi}\sigma_1} \int_{(y+\sqrt{n}\beta_i)^2 < \lambda} (\beta_i^2 - \frac{1}{n}y^2) \exp \left\{ -\frac{y^2}{2\sigma_1^2} \right\} dy$, for $i = 1, \dots, k$.

Specifically, we substitute $y = \sigma_1 G_i^* x$ into (70) and obtain

$$\begin{aligned} \tilde{F}_i(0) = & \frac{\sqrt{2}}{\sqrt{\pi}\sigma_1} \int_{y^2 < \frac{\lambda_4 \sigma_1^2 (G_i^*)^2}{\left(2 - \frac{Q_i^*}{\sqrt{M_i^* N_i^*}}\right)}} \left[\beta_i^2 - \left(\frac{\bar{M}_i^* y}{\sigma_1 G_i^*} + \beta_i \right)^2 \right] \exp \left\{ -\frac{1}{2\sigma_1^2} \left[2y - G_i^* (\sqrt{M_i^*} + \sqrt{N_i^*}) \sigma_1 \beta_i \right]^2 \right\} dy, \end{aligned}$$

for $i = 1, \dots, k$. Letting $z = 2y - G_i^* (\sqrt{M_i^*} + \sqrt{N_i^*}) \sigma_1 \beta_i$, we can further rewrite $\tilde{F}_i(0)$ as

$$\tilde{F}_i(0) = \frac{\sqrt{2}}{2\sqrt{\pi}\sigma_1} \int_{(z+G_i^*(\sqrt{M_i^*}+\sqrt{N_i^*})\sigma_1\beta_i)^2 < \frac{4\lambda_4\sigma_1^2(G_i^*)^2}{2 - \frac{Q_i^*}{\sqrt{M_i^* N_i^*}}}} \tilde{g}(z, \delta_i, \sigma_1, \sigma_2, m, n) \exp \left\{ -\frac{z^2}{2\sigma_1^2} \right\} dz,$$

where $\tilde{g}(z, \delta_i, \sigma_1, \sigma_2, m, n) = \beta_i^2 - \left[\frac{(z+G_i^*(\sqrt{M_i^*}+\sqrt{N_i^*})\sigma_1\beta_i)\bar{M}_i^*}{2\sigma_1 G_i^*} + \beta_i \right]^2$, for $i = 1, \dots, k$.

When $\delta_i = 0$, it is easy to check that $\frac{\bar{M}_i^*(\sqrt{M_i^*}+\sqrt{N_i^*})}{2} = -1$, and also $\frac{\bar{M}_i^*}{4\sigma_1^2(G_i^*)^2} = \frac{\sigma_2^2}{m\sigma_1^2+n\sigma_2^2}$, for $i = 1, \dots, k$. Thus, we have $\tilde{g}(z, 0, \sigma_1, \sigma_2, m, n) = \beta_i^2 - \frac{\sigma_2^2}{m\sigma_1^2+n\sigma_2^2} z^2$, for $i = 1, \dots, k$. Additionally, we can verify that $G_i^*(\sqrt{M_i^*} + \sqrt{N_i^*})\sigma_1 = \frac{\sqrt{m\sigma_1^2+n\sigma_2^2}}{\sigma_2}$, $i = 1, \dots, k$. Therefore, we can finally simplify $\tilde{F}_i(0)$ as follows

$$\tilde{F}_i(0) = \frac{1}{\sqrt{2\pi}\sigma_1} \int_{\left(z + \frac{\sqrt{m\sigma_1^2+n\sigma_2^2}}{\sigma_2} \beta_i\right)^2 < \lambda} \left[\beta_i^2 - \frac{\sigma_2^2}{m\sigma_1^2 + n\sigma_2^2} z^2 \right] \exp \left\{ -\frac{z^2}{2\sigma_1^2} \right\} dz, \quad (71)$$

in which we set $\lambda_4^* = \min_{i \in \{1, \dots, k\}} \left\{ \lambda \left(2 - \frac{Q_i^*}{\sqrt{M_i^* N_i^*}} \right) / 4\sigma_1^2 (G_i^*)^2 \right\}$. We can see that (71) has a structure similar to \tilde{H}_i , for $i = 1, \dots, k$.

Let us now define $\tilde{f}(z) := \left(\beta_i^2 - \frac{z^2}{\tilde{M}}\right) \exp\left\{-\frac{z^2}{2\sigma_1^2}\right\}$, where $\tilde{M} = \frac{m\sigma_1^2 + n\sigma_2^2}{\sigma_2^2}$. Then, the derivative of $\tilde{f}(z)$ is

$$\frac{\tilde{f}(z)}{dz} = \left[-\frac{2}{\tilde{M}} - \frac{\beta_i^2}{\sigma_1^2}z + \frac{1}{\tilde{M}}z^2\right] \exp\left\{-\frac{z^2}{2\sigma_1^2}\right\}.$$

If $\beta_i^2 \geq \frac{2\sigma_1^2}{n}$, we can easily get the maximizer of $\tilde{f}(z)$ as $-\sqrt{\tilde{M}}\beta_i + \text{sgn}(\beta_i)\sqrt{2\sigma_1^2}$ within the integral interval $(-\sqrt{\tilde{M}}\beta_i - \sqrt{2\sigma_1^2}, -\sqrt{\tilde{M}}\beta_i + \sqrt{2\sigma_1^2})$, where $\text{sgn}(\cdot)$ indicates the sign function which is defined as follows,

$$\text{sgn}(x) := \begin{cases} -1 & \text{if } x < 0 \\ 0 & \text{if } x = 0 \\ 1 & \text{if } x > 0 \end{cases} \quad (72)$$

Thus, the maximum value of $\tilde{f}(z)$ is $\left[\frac{2|\beta_i|\sqrt{2\sigma_1^2}}{\sqrt{\tilde{M}}} - \frac{2\sigma_1^2}{\tilde{M}}\right] \exp\left\{-\frac{\left(\sqrt{\tilde{M}}|\beta_i| - \sqrt{2\sigma_1^2}\right)^2}{2\sigma_1^2}\right\}$.

Finally, if we assume $\lambda = 2\sigma_1^2$, we can obtain the following upper bound on $\tilde{F}_i(0)$:

$$\begin{aligned} \tilde{F}_i(0) &\leq \frac{1}{\sqrt{2\pi}\sigma_1} \int_{\left(z+\sqrt{\tilde{M}}\beta_i\right)^2 < \lambda} \left[\frac{2|\beta_i|\sqrt{2\sigma_1^2}}{\sqrt{\tilde{M}}} - \frac{2\sigma_1^2}{\tilde{M}}\right] \exp\left\{-\frac{\left(\sqrt{\tilde{M}}|\beta_i| - \sqrt{2\sigma_1^2}\right)^2}{2\sigma_1^2}\right\} dz \\ &= \frac{2}{\sqrt{\pi}} \left[\frac{2|\beta_i|\sqrt{2\sigma_1^2}}{\sqrt{\tilde{M}}} - \frac{2\sigma_1^2}{\tilde{M}}\right] \exp\left\{-\frac{\left(\sqrt{\tilde{M}}|\beta_i| - \sqrt{2\sigma_1^2}\right)^2}{2\sigma_1^2}\right\}. \end{aligned}$$

■

Proof of Theorem 20

In the first part of this theorem, we want to verify that, if $\beta_i^2 \geq \frac{2\sigma_1^2}{n} \left[1 + \sqrt{-\ln\left(\frac{\sqrt{\pi}}{8}K\right)}\right]^2$, where $K = \frac{\sigma_1^2}{\frac{\sigma_1^2}{n} + \frac{\sigma_2^2}{m}}$, then each summation term of (7) is strictly greater than that of (15), provided that $\|\delta\|_2 \leq \kappa_1$, and κ_1 is a constant. That is, we want to prove that, for δ within the region $\|\delta\|_2 \leq \kappa_1$, the following holds

$$\mathbb{E}(\bar{M}^*U_i^* + \bar{N}^*V_i^* + \beta_i)^2 + \tilde{F}_i(\delta_i) < \frac{\sigma_1^2}{n} + \tilde{H}_i, \quad (73)$$

where $\tilde{H}_i = \frac{1}{\sqrt{2\pi}\sigma_1} \int_{(y+\sqrt{n}\beta_i)^2 < \lambda} \left(\beta_i^2 - \frac{1}{n}y^2\right) \exp\left\{-\frac{y^2}{2\sigma_1^2}\right\} dy$ and $\tilde{F}_i(0)$ is defined as in Lemma 19, for $i = 1, \dots, k$. By the proof of Proposition 14, if we set the parameters $\lambda_1, \lambda_2, \lambda_3^i$ to $\lambda_1^* = \sigma_2^2, \lambda_2^* = \sigma_1^2, \lambda_3^{i*} = \frac{4\sigma_1^2\sigma_2^2}{\delta_i^2}$, for $i = 1, \dots, k$, then $\mathbb{E}(\bar{M}^*U_i^* + \bar{N}^*V_i^* + \beta_i)^2 = \frac{\sigma_1^2}{n} -$

$\frac{(\frac{\sigma_1^2}{n})^2}{\delta_i^2 + \frac{\sigma_1^2}{n} + \frac{\sigma_2^2}{m}}$, for $i = 1, \dots, k$. Therefore, (73) amounts to

$$\tilde{F}_i(\delta_i) - \frac{(\frac{\sigma_1^2}{n})^2}{\delta_i^2 + \frac{\sigma_1^2}{n} + \frac{\sigma_2^2}{m}} < \tilde{H}_i, \quad (74)$$

for $i = 1, \dots, k$.

Now, we'd like to find a region for δ , such that inequality (74) holds for $i = 1, \dots, k$. First, we are going to prove this inequality in the special case of $\delta = 0$. Thus, we begin by analyzing the lower bound of \tilde{H}_i , for $i = 1, \dots, k$. By Proposition 7, the minimum value of the function $f(x) = (\beta_i^2 - \frac{1}{n}x^2) \exp\left\{-\frac{x^2}{2\sigma_1^2}\right\}$ is $f\left(\pm\sqrt{n\beta_i^2 + 2\sigma_1^2}\right) = -\frac{2\sigma_1^2}{n} \exp\left\{-\frac{n\beta_i^2}{2\sigma_1^2} - 1\right\}$. Then, we have

$$\begin{aligned} \tilde{H}_i &\geq \frac{1}{\sqrt{2\pi}\sigma_1} \int_{(y+\sqrt{n}\beta_i)^2 < \lambda} -\frac{2\sigma_1^2}{n} \exp\left\{-\frac{n\beta_i^2}{2\sigma_1^2} - 1\right\} dy \\ &= -\frac{2}{\sqrt{\pi}} \cdot \frac{2\sigma_1^2}{n} \exp\left\{-\frac{n\beta_i^2}{2\sigma_1^2} - 1\right\}, \end{aligned}$$

for $i = 1, \dots, k$.

Due to the assumption that $\beta_i^2 \geq \frac{2\sigma_1^2}{n} \left[1 + \sqrt{-\ln\left(\frac{\sqrt{\pi}}{8}K\right)}\right]^2$ in this case, where $K = \frac{\frac{\sigma_1^2}{n}}{\frac{\sigma_1^2}{n} + \frac{\sigma_2^2}{m}}$, by Lemma 19, we can obtain the following upper bound for $\tilde{F}_i(0)$:

$$\tilde{F}_i(0) \leq \frac{2}{\sqrt{\pi}} \left[\frac{2|\beta_i|\sqrt{2\sigma_1^2}}{\sqrt{\tilde{M}}} - \frac{2\sigma_1^2}{\tilde{M}} \right] \exp\left\{-\frac{\left(\sqrt{\tilde{M}}|\beta_i| - \sqrt{2\sigma_1^2}\right)^2}{2\sigma_1^2}\right\},$$

where $\tilde{M} = \frac{m\sigma_1^2 + n\sigma_2^2}{\sigma_2^2}$, for $i = 1, \dots, k$.

Combining these inequalities, if we can prove the relationships below,

$$\begin{aligned} &\frac{2}{\sqrt{\pi}} \left[\frac{2|\beta_i|\sqrt{2\sigma_1^2}}{\sqrt{\tilde{M}}} - \frac{2\sigma_1^2}{\tilde{M}} \right] \exp\left\{-\frac{\left(\sqrt{\tilde{M}}|\beta_i| - \sqrt{2\sigma_1^2}\right)^2}{2\sigma_1^2}\right\} \\ &< \frac{(\frac{\sigma_1^2}{n})^2}{\frac{\sigma_1^2}{n} + \frac{\sigma_2^2}{m}} - \frac{2}{\sqrt{\pi}} \cdot \frac{2\sigma_1^2}{n} \exp\left\{-\frac{n\beta_i^2}{2\sigma_1^2} - 1\right\}, \end{aligned} \quad (75)$$

for $i = 1, \dots, k$, then the desired inequality (74) holds naturally. To this end, in the following, we investigate the difference between the right-hand and left-hand sides of inequality (75).

For simplicity, we denote the right-hand side of (75) by \tilde{G}_r^i , the left-hand side by \tilde{G}_l^i . If $\beta_i^2 \geq \frac{2\sigma_1^2}{n} \left[1 + \sqrt{-\ln\left(\frac{\sqrt{\pi}}{8}K\right)}\right]^2$, where $K = \frac{\frac{\sigma_1^2}{n}}{\frac{\sigma_1^2}{n} + \frac{\sigma_2^2}{m}}$, which also implies that $\beta_i^2 \geq \frac{2\sigma_1^2}{n}$ for

$i = 1, \dots, k$, then the following holds:

$$\begin{aligned}
 \tilde{G}_r^i - \tilde{G}_l^i &\geq \frac{(\frac{\sigma_1^2}{n})^2}{\frac{\sigma_1^2}{n} + \frac{\sigma_2^2}{m}} - \frac{2}{\sqrt{\pi}} \cdot \frac{2\sigma_1^2}{n} \exp \left\{ -\frac{n\beta_i^2}{2\sigma_1^2} - 1 + \frac{\sqrt{2n}|\beta_i|}{\sigma_1} \right\} - \tilde{G}_l \\
 &\geq \frac{(\frac{\sigma_1^2}{n})^2}{\frac{\sigma_1^2}{n} + \frac{\sigma_2^2}{m}} - \frac{2}{\sqrt{\pi}} \left[\frac{2\sigma_1^2}{n} + \frac{2|\beta_i|\sqrt{2\sigma_1^2}}{\sqrt{\tilde{M}}} - \frac{2\sigma_1^2}{\tilde{M}} \right] \exp \left\{ -\frac{(\sqrt{n}|\beta_i| - \sqrt{2\sigma_1^2})^2}{2\sigma_1^2} \right\} \\
 &\geq \frac{(\frac{\sigma_1^2}{n})^2}{\frac{\sigma_1^2}{n} + \frac{\sigma_2^2}{m}} - \frac{2}{\sqrt{\pi}} \left[\frac{2\sigma_1^2}{n} + \frac{2|\beta_i|\sqrt{2\sigma_1^2}}{\sqrt{\tilde{M}}} - \frac{2\sigma_1^2}{\tilde{M}} \right] \frac{\sqrt{\pi}}{8} K \\
 &= \frac{\frac{\sigma_1^2}{n}}{\frac{\sigma_1^2}{n} + \frac{\sigma_2^2}{m}} \left[\frac{\sigma_1^2}{2n} - \frac{|\beta_i|\sqrt{2\sigma_1^2}}{2\sqrt{\tilde{M}}} + \frac{\sigma_1^2}{2\tilde{M}} \right] \\
 &\geq \frac{\frac{\sigma_1^2}{n}}{\frac{\sigma_1^2}{n} + \frac{\sigma_2^2}{m}} \left(\frac{\sigma_1^2}{2n} - \frac{\sigma_1^2}{2\tilde{M}} \right) > 0,
 \end{aligned}$$

for $i = 1, \dots, k$. The first inequality is obtained due to $\beta_i^2 \geq \frac{2\sigma_1^2}{n}$, the third inequality holds by substituting $\beta_i^2 \geq \frac{2\sigma_1^2}{n} \left[1 + \sqrt{-\ln \left(\frac{\sqrt{\pi}}{8} K \right)} \right]^2$ into the second equality, and the last inequality is obvious due to $n < \tilde{M}$.

So far, we have proved that the inequality (74) holds under the special case of $\delta = 0$. Due to the continuity of the function in the left-hand side of the inequality, there exists a radius $\kappa_1 > 0$, such that (74) holds for any $\|\delta\|_2 \leq \kappa_1$, for $i = 1, \dots, k$.

Thus, until now, we have verified that the MSE of the orthogonal TLCp estimator will be strictly less than that of orthogonal Cp estimator, provided that $\beta_i^2 \geq \frac{2\sigma_1^2}{n} \left[1 + \sqrt{-\ln \left(\frac{\sqrt{\pi}}{8} K \right)} \right]^2$, and $\|\delta\|_2 \leq \kappa_1$, for $i = 1, \dots, k$.

To prove the remaining this theorem, firstly, if we assume $\beta = 0$, then the MSE of orthogonal Cp estimator $\hat{\mathbf{a}}$ in (7) can be reduced to:

$$\text{MSE}(\hat{\mathbf{a}}) = \sum_{i=1}^k \frac{\sigma_1^2}{n} + \frac{1}{\sqrt{2\pi}\sigma_1} \int_{x < \lambda} -\frac{x^2}{n} \exp \left\{ -\frac{x^2}{2\sigma_1^2} \right\} dx, \quad (76)$$

and the MSE of orthogonal TLCp estimator $\hat{\mathbf{w}}_1$ in (15) can be reduced to the following for $\delta = 0$:

$$\text{MSE}(\hat{\mathbf{w}}_1) = \sum_{i=1}^k \left[\frac{\sigma_1^2}{n} - \frac{(\frac{\sigma_1^2}{n})^2}{\frac{\sigma_1^2}{n} + \frac{\sigma_2^2}{m}} \right] + \frac{1}{\sqrt{2\pi}\sigma_1} \int_{z < \lambda} -\frac{\sigma_2^2}{m\sigma_1^2 + n\sigma_2^2} z^2 \exp \left\{ -\frac{z^2}{2\sigma_1^2} \right\} dz. \quad (77)$$

We are going to analyze the difference between the (76) and (77) as follows:

$$\begin{aligned}
 & \text{MSE}(\hat{\mathbf{w}}_1) - \text{MSE}(\hat{\mathbf{a}}) \\
 &= \sum_{i=1}^k \left(-\frac{(\frac{\sigma_1^2}{n})^2}{\frac{\sigma_1^2}{n} + \frac{\sigma_2^2}{m}} + \frac{1}{\sqrt{2\pi}\sigma_1} \int_{z < \lambda} \left[-\frac{\sigma_2^2}{m\sigma_1^2 + n\sigma_2^2} + \frac{1}{n} \right] x^2 \exp \left\{ -\frac{x^2}{2\sigma_1^2} \right\} dx \right) \\
 &< \sum_{i=1}^k \left(-\frac{(\frac{\sigma_1^2}{n})^2}{\frac{\sigma_1^2}{n} + \frac{\sigma_2^2}{m}} + \frac{1}{\sqrt{2\pi}\sigma_1} \int_{-\infty}^{+\infty} \left[-\frac{\sigma_2^2}{m\sigma_1^2 + n\sigma_2^2} + \frac{1}{n} \right] x^2 \exp \left\{ -\frac{x^2}{2\sigma_1^2} \right\} dx \right) \\
 &= \sum_{i=1}^k \left(-\frac{(\frac{\sigma_1^2}{n})^2}{\frac{\sigma_1^2}{n} + \frac{\sigma_2^2}{m}} + \left[-\frac{\sigma_2^2}{m\sigma_1^2 + n\sigma_2^2} + \frac{1}{n} \right] \mathbb{E}(X^2) \right) \\
 &= \sum_{i=1}^k \left(-\frac{(\frac{\sigma_1^2}{n})^2}{\frac{\sigma_1^2}{n} + \frac{\sigma_2^2}{m}} + \left[-\frac{\sigma_2^2}{m\sigma_1^2 + n\sigma_2^2} + \frac{1}{n} \right] \sigma_1^2 \right) = 0, \tag{78}
 \end{aligned}$$

where the third equality is obtained by the definition of the expected value of the random variable $X \sim \mathcal{N}(0, \sigma_1^2)$.

If we let $\hat{R}(\beta, \delta) := \text{MSE}(\hat{\mathbf{w}}_1) - \text{MSE}(\hat{\mathbf{a}})$, then (78) indicates that $\hat{R}(0, 0) < 0$. By the continuity of $\hat{R}(\beta, \delta)$ with respect to β and δ , there exist two constants $\kappa_2(\sigma_1, \sigma_2, n, m) > 0$ and $\rho(\sigma_1, \sigma_2, n, m) > 0$ such that $\hat{R}(\beta, \delta) < 0$ holds for any $\|\beta\|_2 < \rho$, $\|\delta\|_2 < \kappa_2$.

Finally, combining the results from the above two parts, and letting $\tilde{\kappa} = \min\{\kappa_1, \kappa_2\}$, we can conclude that when the parameters of orthogonal TLCp are tuned as $\lambda_1^* = \sigma_2^2$, $\lambda_2^* = \sigma_1^2$, $\lambda_3^{i*} = \frac{4\sigma_1^2\sigma_2^2}{\delta_i^2}$ and $\lambda_4^* = \min_{i \in \{1, \dots, k\}} \left\{ \lambda \left(2 - \frac{Q_i^*}{\sqrt{M_i^* N_i^*}} \right) / 4\sigma_1^2 (G_i^*)^2 \right\}$ for $i = 1, \dots, k$, then the MSE of the orthogonal TLCp estimator will be strictly less than that of the orthogonal Cp estimator, provided that $\|\delta\|_2 < \tilde{\kappa}$ and

$$\beta_i^2 > \frac{2\sigma_1^2}{n} \left[1 + \sqrt{-\ln \left(\frac{\sqrt{\pi}K}{8} \right)} \right]^2 \quad \text{or} \quad \beta_i^2 < \rho^2, \quad \text{for } i = 1, \dots, k.$$

■

Proof of Proposition 22

To get the optimal solution of the orthogonalized Cp problem (17), notice that $\mathbf{Q}^\top \bar{\mathbf{X}}^\top \bar{\mathbf{X}} \mathbf{Q} = n\mathbf{I}$ and $\bar{\mathbf{y}} = \bar{\mathbf{X}} \mathbf{Q} (\mathbf{Q}^{-1} \boldsymbol{\beta}) + \boldsymbol{\varepsilon}$. Then, we can rewrite the orthogonalized Cp problem (17) as follows

$$\hat{\boldsymbol{\alpha}}_1 = \underset{\boldsymbol{\alpha}_1}{\text{argmin}} \sum_{i=1}^k \left\{ -2n\boldsymbol{\beta}^\top \tilde{Q}_i \alpha_1^i - 2\boldsymbol{\varepsilon}^\top Z_i \alpha_1^i + n(\alpha_1^i)^2 + \lambda \|\alpha_1^i\|_0 \right\}, \tag{79}$$

where \tilde{Q}_i^\top represents the i -th row of the invertible matrix \mathbf{Q}^{-1} , for $i = 1, \dots, k$, and Z_j is the j -th column of the design matrix $\bar{\mathbf{X}} \mathbf{Q}$, for $j = 1, \dots, k$.

Due to the independence of each summand in the objective function in (79), the orthogonalized Cp problem (17) can be solved by solving the following k one-dimensional

optimization problems:

$$\hat{\alpha}_1^i = \operatorname{argmin}_{\alpha_1^i} \bar{g}(\alpha_1^i) \triangleq \left\{ -2n\beta^\top \tilde{Q}_i \alpha_1^i - 2\varepsilon^\top Z_i \alpha_1^i + n(\alpha_1^i)^2 + \lambda \|\alpha_1^i\|_0 \right\}, \quad (80)$$

where $i = 1, \dots, k$.

For the i -th subproblem, if $\|\alpha_1^i\|_0 = 1$, then the gradient of $\bar{g}(\alpha_1^i)$ vanishes at $\zeta_i = \tilde{Q}_i^\top \beta + \frac{Z_i^\top \varepsilon}{n}$, and $\bar{g}(\zeta_i) = -n \left(\tilde{Q}_i^\top \beta + \frac{Z_i^\top \varepsilon}{n} \right)^2 + \lambda$. If $\|\alpha_1^i\|_0 = 0$, we have $\alpha_1^i = 0$, and $\bar{g}(0) = 0$. Comparing the objective values in these two cases and picking the smaller one, we obtain the following expression for the optimal solution of the i -th problem:

$$\hat{\alpha}_1^i = \begin{cases} \tilde{Q}_i^\top \beta + \frac{Z_i^\top \varepsilon}{n}, & \text{if } n \left[\tilde{Q}_i^\top \beta + \frac{Z_i^\top \varepsilon}{n} \right]^2 > \lambda \\ 0, & \text{otherwise} \end{cases} \quad (81)$$

for $i = 1, \dots, k$. ■

Proof of Theorem 23

Notice that the back-transformed orthogonalized Cp estimator $\hat{\alpha}_2 = \mathbf{Q} \hat{\alpha}_1$, where $\hat{\alpha}_1$ is the solution of orthogonalized Cp problem, can be rewritten as follows,

$$\begin{aligned} \hat{\alpha}_2 &= \sum_{i=1}^k Q_i \hat{\alpha}_1^i \\ &= \sum_{i=1}^k Q_i \left(\tilde{Q}_i^\top \beta + \frac{Z_i^\top \varepsilon}{n} \right) \cdot \mathbf{1}_{A_i}, \end{aligned} \quad (82)$$

where we denote $\mathbf{1}_{A_i}$ as the indication function with respect to the random variable set $A_i = \left\{ \frac{Z_i^\top \varepsilon}{n} : n \left[\tilde{Q}_i^\top \beta + \frac{Z_i^\top \varepsilon}{n} \right]^2 > \lambda \right\}$, for $i = 1, \dots, k$. To analyze $\hat{\alpha}_2$, we decompose (82) into two terms as below,

$$\hat{\alpha}_2 = \sum_{i=1}^k \left\{ Q_i \tilde{Q}_i^\top \cdot \beta \cdot \mathbf{1}_{A_i} \right\} + \sum_{i=1}^k \left\{ Q_i \frac{Z_i^\top \varepsilon}{n} \cdot \mathbf{1}_{A_i} \right\}. \quad (83)$$

Then, we are going to estimate these two terms. For the first summand of (83), there holds

$$\begin{aligned} & \left\| \sum_{i=1}^k \left\{ Q_i \tilde{Q}_i^\top \cdot \beta \cdot \mathbf{1}_{A_i} \right\} - \beta \right\|_2 \\ &= \left\| \sum_{i=1}^k \left\{ Q_i \tilde{Q}_i^\top \cdot \beta \cdot \mathbf{1}_{A_i} \right\} - \sum_{i=1}^k \left\{ Q_i \tilde{Q}_i^\top \beta \right\} \right\|_2 \\ &= \left\| \sum_{i=1}^k (\mathbf{1}_{A_i} - 1) \cdot Q_i \tilde{Q}_i^\top \beta \right\|_2 \\ &\leq M \sum_{i=1}^k |\mathbf{1}_{A_i} - 1|, \end{aligned}$$

where $M = \max_{i=1, \dots, k} \left\{ \|Q_i \tilde{Q}_i^\top \beta\|_2 \right\}$ and the first equality can be obtained by noticing that $\sum_{i=1}^k Q_i \tilde{Q}_i^\top = 1$. Further, for any $1 > \epsilon > 0$, we have

$$\left\{ M \sum_{i=1}^k |\mathbf{1}_{A_i} - 1| > \epsilon \right\} \subseteq \left\{ \exists i, s.t. |\mathbf{1}_{A_i} - 1| > \frac{\epsilon}{kM} \right\}.$$

Moreover, by the definition of indicator $\mathbf{1}_{A_i}$ above, there holds

$$P_r \left\{ \exists i, s.t. |\mathbf{1}_{A_i} - 1| > \frac{\epsilon}{kM} \right\} \leq \sum_{i=1}^k P_r \left\{ \left[\tilde{Q}_i^\top \beta + \frac{Z_i^\top \epsilon}{n} \right]^2 \leq \frac{\lambda}{n} \right\}. \quad (84)$$

To evaluate the right-hand side of (84), if there exist $\tilde{Q}_i^\top \beta \neq 0$, then for any large enough n , we have

$$\sum_{i=1}^k P_r \left\{ \left[\tilde{Q}_i^\top \beta + \frac{Z_i^\top \epsilon}{n} \right]^2 \leq \frac{\lambda}{n} \right\} \leq \sum_{i=1}^k P_r \left\{ \left| \frac{Z_i^\top \epsilon}{n} \right| \geq |\tilde{Q}_i^\top \beta| - \sqrt{\frac{\lambda}{n}} \right\}.$$

Note that

$$\mathbb{E} \left(\frac{Z_i^\top \epsilon}{n} \right)^2 = \frac{1}{n^2} \mathbb{E} (Z_i^\top \epsilon \epsilon^\top Z_i) = \frac{1}{n^2} \mathbb{E} \text{trace}(Z_i Z_i^\top \epsilon \epsilon^\top) = \frac{\sigma^2}{n^2} \text{trace}(Z_i^\top Z_i) = \frac{\sigma^2}{n},$$

for $i = 1, \dots, k$. Thus, we have $\frac{Z_i^\top \epsilon}{n} \sim \mathcal{N} \left(0, \frac{\sigma^2}{n} \right)$, for $i = 1, \dots, k$.

By Chebyshev's Inequality, there holds

$$\sum_{i=1}^k P_r \left\{ \left| \frac{Z_i^\top \epsilon}{n} \right| \geq |\tilde{Q}_i^\top \beta| - \sqrt{\frac{\lambda}{n}} \right\} \leq \frac{\frac{k\sigma^2}{n}}{\left(W - \sqrt{\frac{\lambda}{n}} \right)^2},$$

where $W = \min_{i=1, \dots, k} \left\{ |\tilde{Q}_i^\top \beta| \neq 0 \right\}$.

Therefore, for any $1 > \epsilon > 0$, if there exist $\tilde{Q}_i^\top \beta \neq 0$, then for any large enough n , there holds

$$\begin{aligned} & P_r \left\{ \left\| \sum_{i=1}^k \left\{ Q_i \tilde{Q}_i^\top \cdot \beta \cdot \mathbf{1}_{A_i} \right\} - \beta \right\|_2 > \epsilon \right\} \\ & \leq P_r \left\{ M \sum_{i=1}^k |\mathbf{1}_{A_i} - 1| > \epsilon \right\} \\ & \leq \frac{\frac{k\sigma^2}{n}}{\left(W - \sqrt{\frac{\lambda}{n}} \right)^2}. \end{aligned} \quad (85)$$

As for the case $\tilde{Q}_i^\top \beta = 0$ ($i = 1, \dots, k$), then the desired result holds naturally. For the second summand of the (83), due to

$$\left| \sum_{i=1}^k \left\{ Q_i \frac{Z_i^\top \varepsilon}{n} \cdot \mathbf{1}_{A_i} \right\} \right| \leq \sum_{i=1}^k \left| Q_i \frac{Z_i^\top \varepsilon}{n} \right| \leq \sum_{i=1}^k \tilde{M} \left| \frac{Z_i^\top \varepsilon}{n} \right|,$$

where $\tilde{M} = \max_{i=1, \dots, k} \{\|Q_i\|_2\}$. By Chebyshev's Inequality, for any $1 > \epsilon > 0$, we have

$$P_r \left\{ \sum_{i=1}^k \left| \frac{Z_i^\top \varepsilon}{n} \right| \geq \frac{k\epsilon}{\tilde{M}} \right\} \leq \sum_{i=1}^k P_r \left\{ \left| \frac{Z_i^\top \varepsilon}{n} \right| > \frac{\epsilon}{\tilde{M}} \right\} \leq \frac{\tilde{M}^2 k \sigma^2}{\epsilon^2 n},$$

cause $\frac{Z_i^\top \varepsilon}{n} \sim \mathcal{N}\left(0, \frac{\sigma^2}{n}\right)$, for $i = 1, \dots, k$. Thus, there holds

$$\begin{aligned} & P_r \left\{ \left| \sum_{i=1}^k \left\{ Q_i \frac{Z_i^\top \varepsilon}{n} \cdot \mathbf{1}_{A_i} \right\} \right| > k\epsilon \right\} \\ & \leq P_r \left\{ \sum_{i=1}^k \left| \frac{Z_i^\top \varepsilon}{n} \right| \geq \frac{k\epsilon}{\tilde{M}} \right\} \\ & \leq \frac{\tilde{M}^2 k \sigma^2}{\epsilon^2 n}, \end{aligned} \tag{86}$$

where the second line is obtained by the triangle inequality and $\tilde{M} = \max_{i=1, \dots, k} \{\|Q_i\|_2\}$. Finally, combine the results of (85) and (86), we have

$$\begin{aligned} & P_r \{\|\hat{\alpha}_2 - \beta\|_2 > (k+1)\epsilon\} \\ & \leq P_r \left\{ \left\| \sum_{i=1}^k \left\{ Q_i \tilde{Q}_i^\top \cdot \beta \cdot \mathbf{1}_{A_i} \right\} - \beta \right\|_2 > \epsilon \right\} + P_r \left\{ \left| \sum_{i=1}^k \left\{ Q_i \frac{Z_i^\top \varepsilon}{n} \cdot \mathbf{1}_{A_i} \right\} \right| > k\epsilon \right\} \\ & \leq \frac{\frac{k\sigma^2}{n}}{\left(W - \sqrt{\frac{\lambda}{n}}\right)^2} + \frac{\tilde{M}^2 k \sigma^2}{\epsilon^2 n} \end{aligned} \tag{87}$$

For every $1 > \eta > 0$, let $\eta = \frac{\frac{k\sigma^2}{n}}{\left(W - \sqrt{\frac{\lambda}{n}}\right)^2} + \frac{\tilde{M}^2 k \sigma^2}{\epsilon^2 n}$, which means $\epsilon = \sqrt{\frac{\tilde{M}^2 k}{\eta - \frac{k\sigma^2}{n}} \frac{\sigma^2}{n}}$.

Then, based on (87), with probability at least $1 - \eta$, we have

$$\|\hat{\alpha}_2 - \beta\|_2 \leq (k+1) \sqrt{\frac{\tilde{M}^2 k}{\eta - \frac{k\sigma^2}{n}} \frac{\sigma^2}{n}}.$$

That is, the desired result holds. ■

Proof of Theorem 24

First, using the non-orthogonal Cp is equivalent to solving the following problem,

$$\hat{\tau} = \operatorname{argmin}_{\tau \in \mathcal{A}} \frac{1}{n} [\bar{\mathbf{y}} - \bar{\mathbf{X}}(\tau) \hat{\boldsymbol{\beta}}(\tau)]^\top [\bar{\mathbf{y}} - \bar{\mathbf{X}}(\tau) \hat{\boldsymbol{\beta}}(\tau)] + \frac{\lambda p(\tau)}{n}, \quad (88)$$

where $\boldsymbol{\beta}(\tau)$ or $(\bar{\mathbf{X}}(\tau))$ contains the components of $\boldsymbol{\beta}$ (or columns of $\bar{\mathbf{X}}$) that are indexed by the integers in τ , and $p(\tau)$ is the number of elements of the considering index set τ . Also, $\hat{\boldsymbol{\beta}}(\tau)$ is the least squares estimator of the true regression coefficient vector $\boldsymbol{\beta}$ under the index set τ . In this case, the original non-orthogonal Cp estimator $\boldsymbol{\alpha}$ is a vector with its nonzero elements determined by $\hat{\boldsymbol{\beta}}(\hat{\tau})$ and the rest of elements are all zeros.

Second, notice that $\bar{\mathbf{y}} = \bar{\mathbf{X}}\boldsymbol{\beta} + \boldsymbol{\varepsilon}$ and we denote $L_n(\tau) = \frac{\|\mu_n - \hat{\mu}_n(\tau)\|_2^2}{n}$, where $\hat{\mu}_n(\tau)$ is the least squares estimator of the true model $\mu_n = \bar{\mathbf{X}}\boldsymbol{\beta}$ under the index subset τ . The objective function (if denoted as $Cp(\tau)$) of the non-orthogonal Cp problem (88) can be re-expressed as follows,

$$Cp(\tau) = \frac{\boldsymbol{\varepsilon}^\top \boldsymbol{\varepsilon}}{n} + L_n(\tau) + \frac{2[\frac{\lambda}{2}p(\tau) - \boldsymbol{\varepsilon}^\top H(\tau)\boldsymbol{\varepsilon}]}{n} + \frac{2\boldsymbol{\varepsilon}^\top [I - H(\tau)]\mu_n}{n}, \quad (89)$$

where $H(\tau) = \bar{\mathbf{X}}(\tau)[\bar{\mathbf{X}}(\tau)^\top \bar{\mathbf{X}}(\tau)]^{-1} \bar{\mathbf{X}}(\tau)^\top$.

Then, by considering that $L_n(\tau) = Q_n(\tau) + \frac{\boldsymbol{\varepsilon}^\top H(\tau)\boldsymbol{\varepsilon}}{n}$, where $Q_n(\tau) = \frac{\|\mu_n - H(\tau)\mu_n\|_2^2}{n}$. Thus, when $\tau \in \mathcal{A}^c$, by Markov inequality, there holds $Cp(\tau) - \frac{\boldsymbol{\varepsilon}^\top \boldsymbol{\varepsilon}}{n} = \frac{\lambda p(\tau)}{n} - \frac{\boldsymbol{\varepsilon}^\top H(\tau)\boldsymbol{\varepsilon}}{n} \xrightarrow{P} 0 (n \rightarrow \infty)$. Note that $Q_n(\tau) = 0$ if $\tau \in \mathcal{A}^c$, and $\mathbb{E}[(\boldsymbol{\varepsilon}^\top H(\tau)\boldsymbol{\varepsilon})/n] = \sigma^2 p(\tau)/n$.

However, if $\tau \in \mathcal{A}/\mathcal{A}^c$, we have $Cp(\tau) - \frac{\boldsymbol{\varepsilon}^\top \boldsymbol{\varepsilon}}{n} = Q_n(\tau) + \frac{\lambda p(\tau)}{n} - \frac{\boldsymbol{\varepsilon}^\top H(\tau)\boldsymbol{\varepsilon}}{n} + \frac{2\boldsymbol{\varepsilon}^\top [I - H(\tau)]\mu_n}{n} \xrightarrow{P} 0 (n \rightarrow \infty)$. Note that $\lim_{n \rightarrow \infty} Q_n(\tau) > 0$ when the assumption holds (Nishii, 1984), and $\frac{2\boldsymbol{\varepsilon}^\top [I - H(\tau)]\mu_n}{n} \xrightarrow{P} 0 (n \rightarrow \infty)$ by the Chebyshev's inequality. Finally, we can conclude the desired result. \blacksquare

Proof of Corollary 25

First, the least squares estimate of the regression coefficient vector $\boldsymbol{\beta}$ under the index set $\hat{\tau}$ selected by the non-orthogonal Cp criterion satisfies

$$\hat{\boldsymbol{\beta}}(\hat{\tau}) = [\bar{\mathbf{X}}(\hat{\tau})^\top \bar{\mathbf{X}}(\hat{\tau})]^{-1} \bar{\mathbf{X}}(\hat{\tau})^\top \bar{\mathbf{y}}.$$

Further, we can rewrite it as follows,

$$\hat{\boldsymbol{\beta}}(\hat{\tau}) = \boldsymbol{\beta}(\hat{\tau}) + [\bar{\mathbf{X}}(\hat{\tau})^\top \bar{\mathbf{X}}(\hat{\tau})]^{-1} \bar{\mathbf{X}}(\hat{\tau})^\top \boldsymbol{\varepsilon}.$$

Second, we have

$$\begin{aligned}
 & \mathbb{E} \left([\bar{\mathbf{X}}(\hat{\tau})^\top \bar{\mathbf{X}}(\hat{\tau})]^{-1} \bar{\mathbf{X}}(\hat{\tau})^\top \boldsymbol{\varepsilon} \right)^\top \left([\bar{\mathbf{X}}(\hat{\tau})^\top \bar{\mathbf{X}}(\hat{\tau})]^{-1} \bar{\mathbf{X}}(\hat{\tau})^\top \boldsymbol{\varepsilon} \right) \\
 &= \mathbb{E} \left(\boldsymbol{\varepsilon}^\top \bar{\mathbf{X}}(\hat{\tau}) [\bar{\mathbf{X}}(\hat{\tau})^\top \bar{\mathbf{X}}(\hat{\tau})]^{-2} \bar{\mathbf{X}}(\hat{\tau})^\top \boldsymbol{\varepsilon} \right) \\
 &= \mathbb{E} \text{trace} \left(\bar{\mathbf{X}}(\hat{\tau}) [\bar{\mathbf{X}}(\hat{\tau})^\top \bar{\mathbf{X}}(\hat{\tau})]^{-2} \bar{\mathbf{X}}(\hat{\tau})^\top \boldsymbol{\varepsilon} \boldsymbol{\varepsilon}^\top \right) \\
 &= \sigma^2 \text{trace} \left([\bar{\mathbf{X}}(\hat{\tau})^\top \bar{\mathbf{X}}(\hat{\tau})]^{-2} \bar{\mathbf{X}}(\hat{\tau})^\top \bar{\mathbf{X}}(\hat{\tau}) \right) \\
 &= \sigma^2 \text{trace} \left(\bar{\mathbf{X}}(\hat{\tau})^\top \bar{\mathbf{X}}(\hat{\tau}) \right)^{-1} \\
 &= \mathcal{O} \left(\frac{1}{n} \right),
 \end{aligned}$$

where the third line follows from the equality $\text{trace}(AB) = \text{trace}(BA)$ and the last equality is due to the assumption that $\lim_{n \rightarrow \infty} \frac{\bar{\mathbf{X}}^\top \bar{\mathbf{X}}}{n}$ exists.

Therefore, by Chebyshev's inequality, there holds $\hat{\boldsymbol{\beta}}(\hat{\tau}) - \boldsymbol{\beta}(\hat{\tau}) \xrightarrow{P} 0 (n \rightarrow \infty)$. Moreover, according to the relationship between the $\hat{\boldsymbol{\beta}}(\hat{\tau})$ and the non-orthogonal Cp estimator $\hat{\boldsymbol{\alpha}}$, also by Theorem 24, we have $\hat{\boldsymbol{\alpha}} \xrightarrow{P} \boldsymbol{\beta} (n \rightarrow \infty)$. Thus, the desired result holds. \blacksquare

Proof of Proposition 27

First, we denote by $\mathbf{1}_i^*$ the indicator function of whether the i -th feature is selected by the orthogonalized TLCp model (19) or not. Specifically,

$$\mathbf{1}_i^* = \begin{cases} 0 & \text{if } \|\mathbf{w}_1^i\|_0 = \|\mathbf{w}_2^i\|_0 = 0 \\ 1 & \text{otherwise} \end{cases}$$

To get the optimal solution of the orthogonalized TLCp problem (19), first, for the samples in the source domain, we have $\mathbf{Q}_1^\top \mathbf{X}_1^\top \mathbf{X}_1 \mathbf{Q}_1 = n\mathbf{I}$ and $\mathbf{y}_1 = \mathbf{X}_1 \mathbf{Q}_1 (\mathbf{Q}_1^{-1} \boldsymbol{\beta}) + \boldsymbol{\varepsilon}$. Then, we can rewrite the orthogonalized TLCp problem (19) as minimizing the following objective function,

$$\sum_{i=1}^k \left\{ \tilde{f}_i(\lambda_1, Z_1^i, \mathbf{w}_1^i) + \tilde{g}_i(\lambda_2, Z_2^i, \mathbf{w}_2^i) + \tilde{h}_i(\lambda_3^i, \mathbf{v}_1^i, \mathbf{v}_2^i, \lambda_4, \mathbf{1}_i^*) \right\},$$

where

$$\begin{aligned}
 \tilde{f}_i(\lambda_1, Z_1^i, \mathbf{w}_1^i) &= -2n\boldsymbol{\beta}^\top \tilde{\mathbf{Q}}_1^i \mathbf{w}_1^i - 2\boldsymbol{\varepsilon}^\top Z_1^i \mathbf{w}_1^i + n(\mathbf{w}_1^i)^2, \\
 \tilde{g}_i(\lambda_2, Z_2^i, \mathbf{w}_2^i) &= -2m(\boldsymbol{\beta} + \boldsymbol{\delta})^\top \tilde{\mathbf{Q}}_2^i \mathbf{w}_2^i - 2\boldsymbol{\eta}^\top Z_2^i \mathbf{w}_2^i + m(\mathbf{w}_2^i)^2, \\
 \tilde{h}_i(\lambda_3^i, \mathbf{v}_1^i, \mathbf{v}_2^i, \lambda_4, \mathbf{1}_i^*) &= \frac{\lambda_3^i((\mathbf{v}_1^i)^2 + (\mathbf{v}_2^i)^2)}{2} + \lambda_4 \mathbf{1}_i^*.
 \end{aligned}$$

Among them, $(\tilde{\mathbf{Q}}_1^i)^\top$ represents the i -th row of the invertible matrix \mathbf{Q}_1^{-1} , and Z_1^i is the i -th column of the design matrix $\mathbf{X}_1 \mathbf{Q}_1$, for $i = 1, \dots, k$. Also, $(\tilde{\mathbf{Q}}_2^i)^\top$ represents the i -th row of the invertible matrix \mathbf{Q}_2^{-1} , and Z_2^i is the i -th column of the design matrix $\mathbf{X}_2 \mathbf{Q}_2$, for $i = 1, \dots, k$.

Due to the independence of each summand in the objective function above, the orthogonalized TLCp problem (19) can be solved by solving k one-dimensional optimization

problems below,

$$\min_{\mathbf{v}_1^i, \mathbf{v}_2^i, \mathbf{w}_0^i} \left\{ \tilde{f}_i(\lambda_1, Z_1^i, \mathbf{w}_1^i) + \tilde{g}_i(\lambda_2, Z_2^i, \mathbf{w}_2^i) + \tilde{h}_i(\lambda_3^i, \mathbf{v}_1^i, \mathbf{v}_2^i, \lambda_4, \mathbf{1}_i^*) \right\} \quad (90)$$

for $i = 1, \dots, k$.

For the i -th problem above, if $\mathbf{1}_i^* = 1$, setting the gradient of the corresponding objective function equal to zero, we can obtain the estimators with respect to the i -th coefficients \mathbf{w}_1^i , \mathbf{w}_2^i for the target and source domains by solving the following equations,

$$\begin{cases} 2n\lambda_1\mathbf{w}_0^i + (2n\lambda_1 + \lambda_3^i)\mathbf{v}_1^i = 2\lambda_1(n\boldsymbol{\beta}^\top \tilde{Q}_1^i + \boldsymbol{\varepsilon}^\top Z_1^i) \\ 2m\lambda_2\mathbf{w}_0^i + (2m\lambda_2 + \lambda_3^i)\mathbf{v}_2^i = 2\lambda_2(m(\boldsymbol{\beta} + \boldsymbol{\delta})^\top \tilde{Q}_2^i + \boldsymbol{\eta}^\top Z_2^i) \\ \mathbf{v}_1^i = -\mathbf{v}_2^i \end{cases}$$

Then, the estimator for the target task is

$$\hat{\mathbf{w}}_1^i = (\tilde{Q}_1^i)^\top \boldsymbol{\beta} + \frac{(Z_1^i)^\top \boldsymbol{\varepsilon}}{n} + D_1^i \left[(\tilde{Q}_2^i)^\top (\boldsymbol{\delta} + \boldsymbol{\beta}) - (\tilde{Q}_1^i)^\top \boldsymbol{\beta} + \frac{(Z_2^i)^\top \boldsymbol{\eta}}{m} - \frac{(Z_1^i)^\top \boldsymbol{\varepsilon}}{n} \right], \quad (91)$$

where $D_1^i = \frac{\lambda_2\lambda_3^i}{4\lambda_1\lambda_2n + \lambda_2\lambda_3^i + \frac{n}{m}\lambda_1\lambda_3^i}$, for $i = 1, \dots, k$.

The estimator for the source domain task is

$$\hat{\mathbf{w}}_2^i = (\tilde{Q}_1^i)^\top (\boldsymbol{\beta} + \boldsymbol{\delta}) + \frac{(Z_2^i)^\top \boldsymbol{\eta}}{m} - D_2^i \left[(\tilde{Q}_2^i)^\top (\boldsymbol{\delta} + \boldsymbol{\beta}) - (\tilde{Q}_1^i)^\top \boldsymbol{\beta} + \frac{(Z_2^i)^\top \boldsymbol{\eta}}{m} - \frac{(Z_1^i)^\top \boldsymbol{\varepsilon}}{n} \right], \quad (92)$$

where $D_2^i = \frac{\lambda_1\lambda_3^i}{4\lambda_1\lambda_2m + \lambda_1\lambda_3^i + \frac{m}{n}\lambda_1\lambda_3^i}$, for $i = 1, \dots, k$.

Also, we have

$$\mathbf{v}_1^i = -D_3^i \left[(\tilde{Q}_2^i)^\top (\boldsymbol{\delta} + \boldsymbol{\beta}) - (\tilde{Q}_1^i)^\top \boldsymbol{\beta} + \frac{(Z_2^i)^\top \boldsymbol{\eta}}{m} - \frac{(Z_1^i)^\top \boldsymbol{\varepsilon}}{n} \right], \quad (93)$$

where $D_3^i = \frac{2\lambda_1\lambda_2}{4\lambda_1\lambda_2 + \frac{1}{n}\lambda_2\lambda_3^i + \frac{1}{m}\lambda_1\lambda_3^i}$, for $i = 1, \dots, k$.

Then, substituting the relations (91), (92), (93), and $\mathbf{v}_1^i = -\mathbf{v}_2^i$ into the objective function in (90), we have

$$\begin{aligned} & \tilde{f}_i(\lambda_1, Z_1^i, \mathbf{w}_1^i) + \tilde{g}_i(\lambda_2, Z_2^i, \mathbf{w}_2^i) + \tilde{h}_i(\lambda_3^i, \mathbf{v}_1^i, \mathbf{v}_2^i, \lambda_4, \mathbf{1}_i^*) \\ &= (\tilde{D}^i - \lambda_2m)\tilde{H}_i^2 + (\tilde{D}^i - \lambda_1n)\tilde{R}_i^2 - 2\tilde{D}^i\tilde{R}_i\tilde{H}_i + \lambda_4, \end{aligned}$$

where $\tilde{H}_i = (\boldsymbol{\delta} + \boldsymbol{\beta})^\top \tilde{Q}_2^i + \frac{\boldsymbol{\eta}^\top Z_2^i}{m}$, $\tilde{R}_i = \boldsymbol{\beta}^\top \tilde{Q}_1^i + \frac{\boldsymbol{\varepsilon}^\top Z_1^i}{n}$ for $i = 1, \dots, k$.

Further, we notice that $2D_3^i + D_2^i + D_1^i = 1$ and reorganize the calculation results, thus obtaining

$$\tilde{f}_i(\lambda_1, Z_1^i, \mathbf{w}_1^i) + \tilde{g}_i(\lambda_2, Z_2^i, \mathbf{w}_2^i) + \tilde{h}_i(\lambda_3^i, \mathbf{v}_1^i, \mathbf{v}_2^i, \lambda_4, 1) = \lambda_4 - A_i\tilde{H}_i^2 - B_i\tilde{R}_i^2 - C_i\tilde{J}_i^2,$$

where $\tilde{J}_i = m\lambda_2\tilde{H}_i + n\lambda_1\tilde{R}_i$. And, $A_i = \frac{4\lambda_1\lambda_2^2m^2n}{4\lambda_1\lambda_2mn + m\lambda_2\lambda_3^i + n\lambda_1\lambda_3^i}$, $B_i = \frac{4\lambda_2\lambda_1^2mn^2}{4\lambda_1\lambda_2mn + m\lambda_2\lambda_3^i + n\lambda_1\lambda_3^i}$, and $C_i = \frac{\lambda_3^i}{4\lambda_1\lambda_2mn + m\lambda_2\lambda_3^i + n\lambda_1\lambda_3^i}$ are functions with respect to the parameters $\lambda_1, \lambda_2, \lambda_3^i$.

If $\mathbf{1}_i^* = 0$ in the i -th optimization problem, the estimators for the parameters $\mathbf{w}_0^i, \mathbf{v}_1^i, \mathbf{v}_2^i$ satisfy $\bar{\mathbf{w}}_0^i = \bar{\mathbf{v}}_1^i = \bar{\mathbf{v}}_2^i = 0$. So the corresponding objective value is

$$\tilde{f}_i(\lambda_1, Z_1^i, \mathbf{w}_1^i) + \tilde{g}_i(\lambda_2, Z_2^i, \mathbf{w}_2^i) + \tilde{h}_i(\lambda_3^i, \mathbf{v}_1^i, \mathbf{v}_2^i, \lambda_4, 0) = 0.$$

Finally, we can derive the optimal solution for the i -th optimization problem (19) by finding two estimators $\hat{\mathbf{w}}_1^i, \hat{\mathbf{w}}_2^i$ that can pick the smaller one between the random value $\lambda_4 - A_i \tilde{H}_i^2 - B_i \tilde{R}_i^2 - C_i \tilde{J}_i^2$ and 0.

Therefore, we can obtain the solution for the target regression task as follows,

$$\begin{aligned} \hat{\mathbf{w}}_1^i &= \\ &\begin{cases} (\tilde{Q}_1^i)^\top \boldsymbol{\beta} + \frac{(Z_1^i)^\top \boldsymbol{\varepsilon}}{n} + D_1^i \left[(\tilde{Q}_2^i)^\top (\boldsymbol{\delta} + \boldsymbol{\beta}) - (\tilde{Q}_1^i)^\top \boldsymbol{\beta} + \frac{(Z_2^i)^\top \boldsymbol{\eta}}{m} - \frac{(Z_1^i)^\top \boldsymbol{\varepsilon}}{n} \right] & \tilde{F}(\tilde{H}_i, \tilde{R}_i, \tilde{J}_i) > \lambda_4 \\ 0 & \text{otherwise} \end{cases} \\ \tilde{F}(\tilde{H}_i, \tilde{R}_i, \tilde{J}_i) &= A_i \tilde{H}_i^2 + B_i \tilde{R}_i^2 + C_i \tilde{J}_i^2 \text{ for } i = 1, \dots, k. \end{aligned} \quad \blacksquare$$

Proof of Theorem 28

First, we notice that the approximate TLCp estimator is $\tilde{\mathbf{w}}_1 = \mathbf{Q}_1 \hat{\mathbf{w}}_1$. We can further rewrite it as follows,

$$\begin{aligned} \tilde{\mathbf{w}}_1 &= \sum_{i=1}^k Q_1^i \hat{\mathbf{w}}_1^i \\ &= \sum_{i=1}^k Q_1^i \left(\tilde{Q}_1^i{}^\top \boldsymbol{\beta} + \frac{Z_1^i{}^\top \boldsymbol{\varepsilon}}{n} + D_1^i \left[(\tilde{Q}_2^i)^\top (\boldsymbol{\delta} + \boldsymbol{\beta}) - (\tilde{Q}_1^i)^\top \boldsymbol{\beta} + \frac{(Z_2^i)^\top \boldsymbol{\eta}}{m} - \frac{(Z_1^i)^\top \boldsymbol{\varepsilon}}{n} \right] \right) \cdot \mathbf{1}_{\tilde{A}_i}, \end{aligned} \quad (94)$$

where $\mathbf{1}_{\tilde{A}_i}$ is the indication function with respect to the random variable set

$$\tilde{A}_i = \left\{ A_i \tilde{H}_i^2 + B_i \tilde{R}_i^2 + C_i \tilde{J}_i^2 > \lambda_4 \right\}, \text{ for } i = 1, \dots, k.$$

Then, following the same technique as in the proof the Theorem 23, we decompose (94) into three terms as below,

$$\tilde{\mathbf{w}}_1 = \sum_{i=1}^k \left\{ Q_1^i \tilde{Q}_1^i{}^\top \cdot \boldsymbol{\beta} \cdot \mathbf{1}_{\tilde{A}_i} \right\} + \sum_{i=1}^k \left\{ Q_1^i \frac{Z_1^i{}^\top \boldsymbol{\varepsilon}}{n} \cdot \mathbf{1}_{\tilde{A}_i} \right\} + \sum_{i=1}^k \left\{ D_1^i Q_1^i R_i \mathbf{1}_{\tilde{A}_i} \right\}, \quad (95)$$

where $R_i = (\tilde{Q}_2^i)^\top (\boldsymbol{\delta} + \boldsymbol{\beta}) - (\tilde{Q}_1^i)^\top \boldsymbol{\beta} + \frac{(Z_2^i)^\top \boldsymbol{\eta}}{m} - \frac{(Z_1^i)^\top \boldsymbol{\varepsilon}}{n}$, for $i = 1, \dots, k$.

For the first summand of (95), we have

$$\left\| \sum_{i=1}^k \left\{ Q_1^i \tilde{Q}_1^i{}^\top \cdot \boldsymbol{\beta} \cdot \mathbf{1}_{\tilde{A}_i} \right\} - \boldsymbol{\beta} \right\|_2 \leq M \sum_{i=1}^k \left| \mathbf{1}_{\tilde{A}_i} - 1 \right|,$$

where $M = \max_{i=1, \dots, k} \left\{ \|Q_1^i \tilde{Q}_1^i{}^\top \boldsymbol{\beta}\|_2 \right\}$. Further, for any $1 > \epsilon > 0$, we have

$$\left\{ M \sum_{i=1}^k \left| \mathbf{1}_{\tilde{A}_i} - 1 \right| > \epsilon \right\} \subseteq \left\{ \exists i, s.t. \left| \mathbf{1}_{\tilde{A}_i} - 1 \right| > \frac{\epsilon}{kM} \right\}.$$

Moreover, by the definition of the indicator function $\mathbf{1}_{\tilde{A}_i}$ above, there holds

$$\begin{aligned}
 & P_r \left\{ \exists i, s.t. \left| \mathbf{1}_{\tilde{A}_i} - 1 \right| > \frac{\epsilon}{kM} \right\} \\
 & \leq \sum_{i=1}^k P_r \left\{ A_i \tilde{H}_i^2 + B_i \tilde{R}_i^2 + C_i \tilde{J}_i^2 \leq \lambda_4 \right\} \\
 & \leq \sum_{i=1}^k P_r \left\{ B_i \tilde{R}_i^2 \leq \lambda_4 \right\}.
 \end{aligned}$$

By noticing that $\tilde{R}_i = \beta^\top \tilde{Q}_1^i + \frac{\epsilon^\top Z_i^i}{n}$ and $B_i = \frac{4\lambda_2\lambda_1^2mn^2}{4\lambda_1\lambda_2mn+m\lambda_2\lambda_3^i+n\lambda_1\lambda_3^i}$ (for $i = 1, \dots, k$), we can obtain an upper bound on the first summand of (95) by following the same procedure as was done in the proof of Theorem 23.

Similarly, we can estimate the second summand of (95) by referring to the proof of Theorem 23.

For the third summand of (95), we notice that $D_1^i = \frac{\lambda_2\lambda_3^i}{4\lambda_1\lambda_2n+\lambda_2\lambda_3^i+\frac{n}{m}\lambda_1\lambda_3^i} \rightarrow 0$, when $n \rightarrow \infty$, therefore, we can easily obtain the desired result by combining the results on the three summands. \blacksquare

Appendix D. Additional simulations with the approximate Cp method

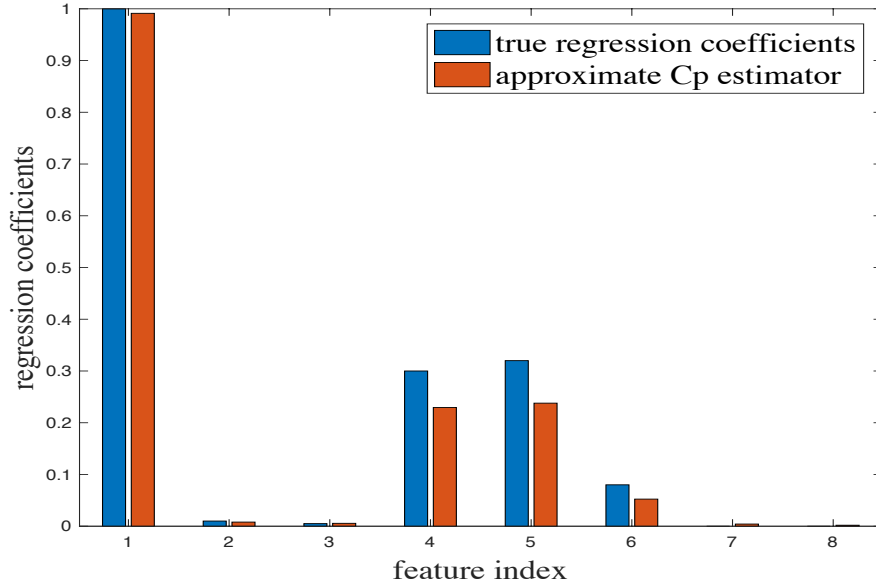


Figure 13: Comparison between the approximate Cp estimator and the true regression coefficients, where the 7-th and 8-th ones are the superfluous features.

Here, we conduct a simulation to show the performance of the approximate Cp method when there exist superfluous features in the true regression model. Then, we will illustrate how feature selection can be performed using the approximate Cp method.

We assume the data (with the size 20) are i.i.d sampled from $\mathbf{y} = \mathbf{X}\tilde{\beta}_1 + \varepsilon$, where $\tilde{\beta}_1 = [1 \ 0.01 \ 0.005 \ 0.3 \ 0.32 \ 0.08 \ 0 \ 0]^\top$. The design matrix \mathbf{X} is obtained with its elements sampled from the standard normal distribution. The approximate Cp estimator is generated according to the procedure introduced in Section 5.1. We observe from Figure 13 that the approximate Cp method correctly identifies all the relevant features. Two superfluous features (the 7-th and 8-th ones) are redundantly selected by the approximate Cp estimator, but with negligible coefficient values. Therefore, the strategy for identifying the relevant features from the proposed approximate Cp method is deleting the superfluous features whose coefficients are relatively small (i.e., less than 0.0001).

Appendix E. Additional simulations with the orthogonal TLCp method

This part includes two additional simulations to show the efficacy of the orthogonal TLCp method (with its parameters well-tuned) when the true model is generated randomly. Specifically, we follow the same simulation setting as in Section 6.2 and assume the non-zero attributes of $\beta_2 = [0.42 \ 0.89 \ 0.96 \ 0.20 \ 0 \ 0.65 \ 0.84 \ 0 \ 0.29 \ 0]^\top$ are i.i.d. sampled from the $[0, 1]$ uniform distribution. Note that there are no critical features in this example.

We can see from Figure 14 that, even without critical features, the orthogonal TLCp method outperforms the Cp criterion at each sample size both in terms of MSE and the number of correctly identified features. In particular, the MSE value of the TLCp estimator increases with the relative dissimilarity of tasks differs from the case when there are critical features in the true model previously analyzed. Moreover, as depicted in the top right subfigure, TLCp is remarkably competitive with Cp when the sample size and the relative dissimilarity of tasks are relatively small. Specifically, TLCp improves Cp 24% \sim 36% in terms of MSE when the sample size is 20, and the relative task dissimilarity is less than 3.95. Further, we observe that the “effective sample size” (in the sense of MSE) decreases as the relative dissimilarity of tasks increases (e.g., see the contour line at the level 0.006 in the top right panel). Without any critical features, the “effective sample size” approximately equals 170 when the relative dissimilarity of tasks is 0.10, and approximately 140 when the relative task dissimilarity is 3.00. This observation indicates that, without critical features, Cp needs fewer examples to perform as well as TLCp. Similar results are seen if we compare the performance of Cp and TLCp with respect to the number of correctly identified features. The “effective sample size” in terms of the number of correctly selected features (e.g., see the contour line at the level 0.40 in the bottom right panel) is about 30 when the relative dissimilarity of tasks is 0.10 and 85 when the relative task dissimilarity is 3.00.

We also illustrate the importance of choosing appropriate hyper-parameters in the orthogonal TLCp model by investigating the performance of TLCp with its hyper-parameters randomly selected. Figure 15 shows that, if the hyper-parameters of the TLCp method are tuned randomly, the MSE performance of the TLCp model degrades compared to that of TLCp whose parameters are well-tuned. In this case, the number of correctly identified features of TLCp is less than that of Cp. These observations demonstrate the significance of the proposed tuning of parameters for the TLCp method.

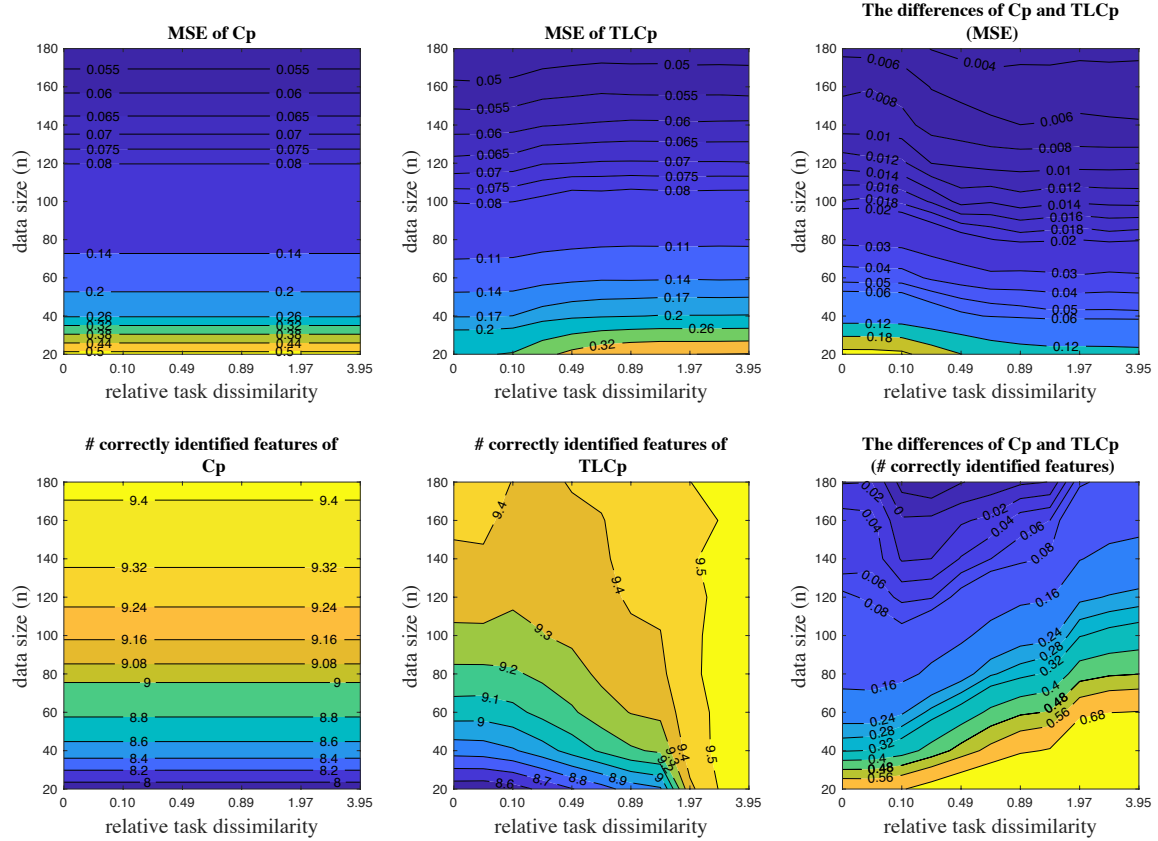


Figure 14: Performance (in the sense of MSE and number of correctly identified features) of C_p and TLC_p methods as the number of target data and the relative task dissimilarity vary simultaneously. The true model was generated randomly (without the existence of critical features in this example).

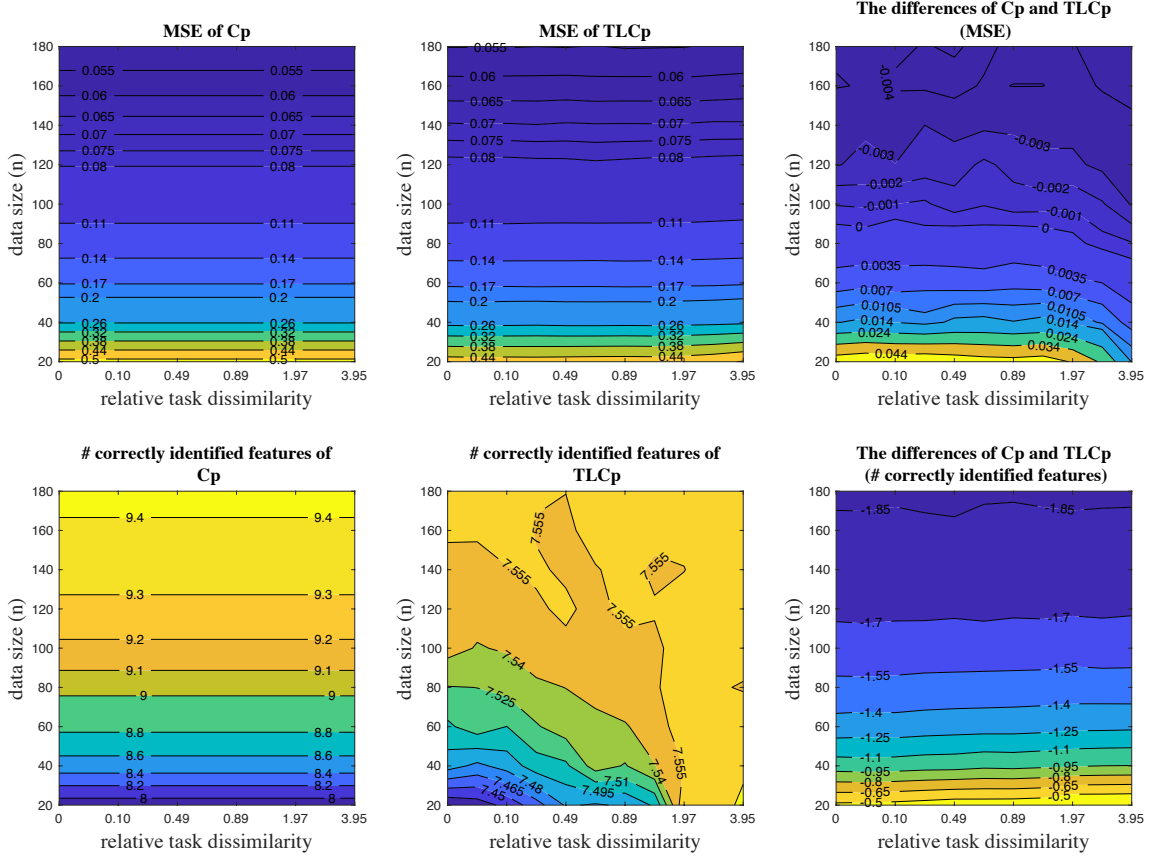


Figure 15: Performance (in the sense of MSE and number of correctly identified features) of C_p and TLC_p methods as the number of target data and the relative task dissimilarity vary simultaneously. The hyper-parameters of the TLC_p model were tuned randomly.

Table 4: Symbols and Mathematical Notation

Notation	Meaning
$\mathbf{X}(\tilde{\mathbf{X}})$	Design matrix of $\mathbb{R}_{n \times k}(\mathbb{R}_{m \times k})$ for the orthogonal target (source) task
$\boldsymbol{\beta}$	True regression coefficients of $\mathbb{R}_{k \times 1}$
\mathbf{I}	Identity matrix of $\mathbb{R}_{k \times k}$
$\boldsymbol{\varepsilon}(\boldsymbol{\eta})$	Multivariate Gaussian noise of $\mathbb{R}_{n \times 1}(\mathbb{R}_{m \times 1})$
λ	Regularization parameter of the Cp criterion
$\mathbf{y}(\tilde{\mathbf{y}})$	Response vector of $\mathbb{R}_{n \times 1}(\mathbb{R}_{m \times 1})$ for the target (source) task
$\boldsymbol{\delta}$	Task dissimilarity vector of $\mathbb{R}_{k \times 1}$
$\sigma_1(\sigma_2)$	Residual variance for the target (source) task
$W_j(\tilde{W}_j)$	j -th column vector of the design matrix $\mathbf{X}(\tilde{\mathbf{X}})$
$\hat{\mathbf{a}}$	Estimated regression coefficients of the orthogonal Cp problem
$\hat{\mathbf{w}}_1(\hat{\mathbf{w}}_2)$	Estimated regression coefficients of the orthogonal TLCp problem for the target (source) task
$\lambda_1(\lambda_2)$	Weight parameter of the residual sum of squares for the target (source) task
$\boldsymbol{\lambda}_3$	Parameter matrix in the TLCp problem
λ_4	Regularization parameter in the TLCp problem
$\boldsymbol{\alpha}$	Estimated regression coefficients of the non-orthogonal Cp problem
$\boldsymbol{\alpha}_1$	Estimated regression coefficients of the non-orthogonal Cp problem after orthogonalization
$\boldsymbol{\alpha}_2$	Estimated regression coefficients of the approximate Cp procedure
$\tilde{\mathbf{X}}$	Design matrix of the non-orthogonal Cp problem
\mathbf{Q}	Transformation matrix of $\mathbb{R}_{k \times k}$ s.t. $(\tilde{\mathbf{X}}\mathbf{Q})^\top \tilde{\mathbf{X}}\mathbf{Q} = n\mathbf{I}$
$\hat{\tau}$	Subscripts for nonzero elements of $\boldsymbol{\alpha}$
τ^*	Subscripts for nonzero elements of $\boldsymbol{\beta}$
\mathcal{A}	All the nonempty subsets of $\{1, \dots, k\}$
\mathcal{A}^c	Subsets of \mathcal{A} that contain τ^*
$\mathbf{X}_1(\mathbf{X}_2)$	Design matrix of the non-orthogonal TLCp problem for the target (source) task
$\mathbf{Q}_1(\mathbf{Q}_2)$	Transformation matrix of $\mathbb{R}_{k \times k}$ s.t. $(\mathbf{X}_1\mathbf{Q}_1)^\top \mathbf{X}_1\mathbf{Q}_1 = n\mathbf{I}((\mathbf{X}_2\mathbf{Q}_2)^\top \mathbf{X}_2\mathbf{Q}_2 = m\mathbf{I})$
$\bar{\mathbf{w}}_1$	Estimated regression coefficients of the non-orthogonal TLCp problem after orthogonalization
$\tilde{\mathbf{w}}_1$	Estimated regression coefficients of the approximate TLCp procedure
$\tilde{\mathbf{w}}_1^*$	Estimated regression coefficients of the non-orthogonal TLCp problem
$\hat{\boldsymbol{\beta}}$	Least squares estimation of $\boldsymbol{\beta}$