

Deep Learning based Micro-expression Recognition: A Survey

Yante Li, Jinsheng Wei, Seyednavid Mohammadifoumani, Yang Liu, Guoying Zhao

Abstract—Micro-expressions (MEs) are involuntary facial movements revealing people's hidden feelings in high-stake situations and have practical importance in medical treatment, national security, interrogations and many human-computer interaction systems. Early methods for MER mainly based on traditional appearance and geometry features. Recently, with the success of deep learning (DL) in various fields, neural networks have received increasing interests in MER. Different from macro-expressions, MEs are spontaneous, subtle, and rapid facial movements, leading to difficult data collection, thus have small-scale datasets. DL based MER becomes challenging due to above ME characters. To date, various DL approaches have been proposed to solve the ME issues and improve MER performance. In this survey, we provide a comprehensive review of deep micro-expression recognition (MER), including datasets, deep MER pipeline, and the bench-marking of most influential methods. This survey defines a new taxonomy for the field, encompassing all aspects of MER based on DL. For each aspect, the basic approaches and advanced developments are summarized and discussed. In addition, we conclude the remaining challenges and potential directions for the design of robust deep MER systems. To the best of our knowledge, this is the first survey of deep MER methods, and this survey can serve as a reference point for future MER research.

Index Terms—Micro-expression recognition, Deep learning

I. INTRODUCTION

FACIAL expression (FE) is one of the most powerful and universal means for human communication, which is highly associated with human mental states, attitudes, and intentions. Besides ordinary FEs that we see daily, emotions can also be expressed in special format of Micro-expressions (MEs) under certain conditions. MEs are brief, involuntary FEs revealing people's hidden feelings in high-stake situations when people try to conceal their true feelings [1]. Different from ordinary FEs, MEs are spontaneous, subtle, and rapid (1/25 to 1/3 second) facial movements reacting to emotional stimulus [2], [3], shown as Figure 1.

The ME phenomenon was firstly discovered by Haggard and Isaacs [4] in 1966. Three years later, Ekman and Friesen also discovered the finding of MEs [5] during examining psychiatric patient's videos for lie detection. In the following years, Ekman et al. continued ME researches and developed the Facial Action Coding System (FACS) [6] and Micro Expression Training Tool (METT) [7]. Specifically, FACS breaks

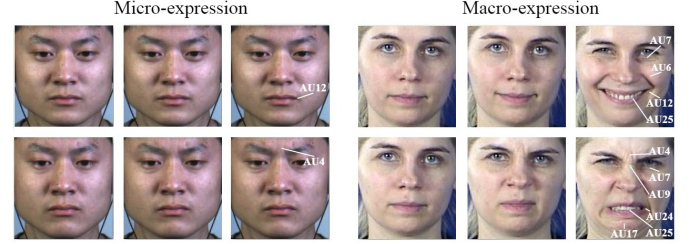


Fig. 1. Examples of Micro-expressions in CASME II [9] and Macro-expressions in MMI [10], as well as the active AUs.

down facial expressions into individual components of muscle movement, called Action Units (AUs) [6]. AU analysis can effectively resolve the ambiguity issue to represent individual expression and increase facial FE recognition performance [8]. Figure 1 shows the example of micro- and macro-expressions as well as activated AUs in each facial expression. On the other hand, METT is helpful for promoting manual ME detection performance.

Later many other researchers joined the ME analysis. MER (MER) has drawn increasing interests due to its practical importance in medical treatment, national security, interrogations and many other human-computer interaction systems. The first spontaneous MER research can be traced to Pfister *et al.*'s work [11] which utilized a local binary pattern from three orthogonal planes (LBP-TOP) [12] for MER on the first public spontaneous micro-expression dataset: SMIC. Following the work of [12], various approaches based on appearance and geometry features [13]–[16] were proposed for improving the performance of MER.

In recent years, with the advance of deep learning (DL) and its successful application on FER [17], [18], researchers have started to exploit MER with DL. Although MER with DL becomes challenging because of the limited ME samples and low intensity, great progress on MER has been made through designing effective shallow networks, exploring Generative adversarial Net (GAN) and so on. Currently, DL based MER has received increasing attention and achieved state-of-the-art performance.

In this paper, we review the state of research on MER with DL. Although there are exhaustive surveys on MER that have discussed the historical evolution and algorithmic pipelines for MER, they mainly focus on traditional methods and deep learning hasn't been specifically introduced. As far as we know, this is the first systematic and detailed survey of the DL-based MER. Different from previous surveys, we evaluate and analyze the dynamic network inputs, blocks, structures,

Y. Li, J. Wei, S. Mohammadifoumani, Y. Liu and G. Zhao are with the Center for Machine Vision and Signal Analysis, University of Oulu, Finland.

J. Wei is with the School of Communication and Information Engineering, Nanjing University of Posts and Telecommunications, China.

Y. Liu is also with School of Computer Science and Engineering, South China University of Technology, Guangzhou, China.

losses and special tasks in detail and identify further study directions. The goal of this survey is to provide a DL-based MER dictionary which can serve as a reference point for future MER research.

This paper is organized as follows: Section II introduces spontaneous ME datasets. Section III presents the generic pipeline of MER and ME pre-processing methods. The various pre-processed inputs for neural network of MER are discussed in Section IV. Section V provides a detailed review of special neural network blocks, neural network architectures, losses for DL-based MER. Furthermore, the MER based on Graph network, MER with multi-task learning and transfer learning are also reviewed in this section. The experiments protocol, evaluation matrix, and Competitive experimental performances on widely used benchmarks are also provided in Section VI. Finally, Section VII summarizes current challenges and potential study directions.

II. DATASET

Different from macro-expressions which can be easily captured in our daily life, micro-expressions are involuntary brief facial expressions, particularly occurring under high stress. Four databases appeared continuously around 2010: Canal9 [27], York-DDT [28], Polikovsky's database and USF-HD. However, Canal9 and York-DDT are not aimed for ME research. Polikovsky's database [28] and USF-HD [29] includes only posed MEs which are collected by asking participants to intentionally pose or mimic emotions. The posed expressions are contradict with the spontaneous nature of MEs. Currently, these databases are not used anymore for MER. In the recent years, several spontaneous ME databases were created, including: SMIC [19] and its extended version SMIC-E, CASME [20], CASME II [9], CAS(ME)² [21], SAMM [22], and micro-and-macro expression warehouse (MMEW) [24]. These ME datasets are collected under lab environment. During experiments, the participants are always required to keep a "poker face" and to report their emotions for each stimulant post-recording. Furthermore, MEVIEW published in 2017 [23] contains MEs in the wild. In this survey, we focus on the spontaneous datasets. The specific details of datasets are introduced as followings:

SMIC [19] is consisted of three subsets: SMIC-HS, SMIC-VIS and SMIC-NIR. SMIC-VIS and SMIC-NIR contains 71 samples recorded by normal speed cameras with 25 fps of visual (VIS) and near infrared (NIR) light range, respectively. SMIC-HS recorded by 100 fps high-speed cameras is used for MER. SMIC-HS contains 164 spontaneous ME samples from 16 subjects. These samples are divided into three categories based on self-reports: *positive*, *negative*, and *surprise*. Furthermore, the start and end frame of ME clip, denoted as onset and offset, are labeled. During the experiments, the high-stake situation was created by an interrogation room setting with a punishment threat and participants were asked to suppress their facial expressions while watching highly emotional clips.

CASME [20] contains spontaneous 159 ME clips from 19 subjects including frames from onset to offset. It is recorded by high-speed camera at 60 fps. Samples in CASME database are

categorized into seven ME emotion categories. The collected data were analysed with FACS coding and the unemotional facial movements were removed. The emotions were labeled partly based on AUs and also take account of participants' self-report and the content of the video episodes. Besides the onset and offset, the apex frame contributing the most emotion are also labeled. The shortcoming of CASME is the imbalanced sample distribution among classes.

CASME II [9] is an improved version of the CASME dataset. The samples in CASME II are increased to 247 MEs with 26 valid subjects and they are recorded by high-speed camera at 200 with face sizes cropped to 280×340 . Thus, it has greater temporal and spatial resolution, comparable with CASME. However, CASME II suffers from class imbalance and the subjects are limited to youths with the same ethnicity.

CAS(ME)² consists of spontaneous macro- and micro-expressions elicited from 22 valid subjects. Different from CASME and CASME II consisting of short duration samples, CAS(ME)² consists of samples with longer duration which make it suitable for ME spotting. The dataset is divided into two parts. Part A includes 87 long videos with both macro- and micro-expressions and part B contains 300 cropped spontaneous macro-expression samples and 57 micro-expression samples. Compared to above datasets, the samples in CAS(ME)² were recorded with a relatively low frame rate in relatively small number. This leads to it unsuitable for deep learning approaches.

SAMM [22] collects 159 ME samples from 32 participants. Unlike previous datasets lack of ethnic diversity, the participants are from 13 different ethnicities. The samples were collected by at 200 fps with high resolution 2040×1088 in controlled lighting condition to prevent flickering. During data collection, participants were required to fill a questionnaire, before experiments. The experiment conductor displayed videos that are relevant to the answer of the questionnaire.

MEVIEW is real micro-expression dataset. The samples in MEVIEW is collected from poker games and TV interviews downloaded from the Internet. During the poker game, players need to hide true emotions which lead to the players under stress. The high stress scenario is likely to appear MEs. However, the MEs are rare as the valuable moments can be cutted during the TV show post production and the camera shot is switched often. In total, 31 videos with 16 individuals were collected in the dataset and the average length of videos is 3s. The onset and offset frames of the ME were labeled in long videos. FACS coding and the emotion types are provided.

MMEW contains 300 ME and 900 macro-expression samples acted out by the same participants with a larger resolution (1920×1080 pixels). MEs and macro-expressions in MMEW have the same elaborate emotion classes (Happiness, Anger, Surprise, Disgust, Fear, Sadness).

The composite dataset [25] is proposed by 2nd Micro-Expression Grand Challenge (MEGC2019). The composite dataset merges samples from three spontaneous facial ME datasets: CASME II [9], SAMM [22], and SMIC-HS [19]. This is to ensure that the proposed method can achieve promising results on different datasets that have different natures. As the annotations in three datasets vary hugely, the

TABLE I
SPONTANEOUS DATASETS FOR MER

Database	Resolution	Facial area	Frame rate	Samples	subjects	Expression	AU	Apex	Eth	Env
SMIC [19] HS/NIR/VIS	640 × 480	190 × 230	100/25/25	164/71/71	16/8/8	<i>Pos</i> (51) <i>Neg</i> (70) <i>Sur</i> (43) / <i>Pos</i> (28) <i>Neg</i> (23) <i>Sur</i> (20) / <i>Pos</i> (28) <i>Neg</i> (24) <i>Sur</i> (19)	○	○	3	<i>L</i>
CASME [20]	640 × 480 1280 × 720	150 × 90	60	195	35	<i>Hap</i> (5) <i>Dis</i> (88) <i>Sad</i> (6) <i>Con</i> (3) <i>Fea</i> (2) <i>Ten</i> (28) <i>Sur</i> (20) <i>Rep</i> (40)	●	●	1	<i>L</i>
CASME II [9]	640 × 480	250 × 340	200	247	35	<i>Hap</i> (33) <i>Sur</i> (25) <i>Dis</i> (60) <i>Rep</i> (27) <i>Oth</i> (102)	●	●	1	<i>L</i>
CAS(ME) ² [21]	640 × 480	-	30	Macro 300 Micro 57	22	<i>Hap</i> (51) <i>Neg</i> (70) <i>Sur</i> (43) <i>Oth</i> (19)	●	●	1	<i>L</i>
SAMM [22]	2040 × 1088	400 × 400	200	159	32	<i>Hap</i> (24) <i>Ang</i> (20) <i>Sur</i> (13) <i>Dis</i> (8) <i>Fea</i> (7) <i>Sad</i> (3) <i>Oth</i> (84)	●	●	13	<i>L</i>
MEVIEW [23]	720 × 1280	-	25	31	16	<i>Hap</i> (6) <i>Ang</i> (2) <i>Sur</i> (9) <i>Dis</i> (1) <i>Fea</i> (3) <i>Unc</i> (13) <i>Con</i> (6)	●	○	-	<i>W</i>
MMEW [24]	1920 × 1080	400 × 400	90	300	36	<i>Hap</i> (36) <i>Ang</i> (8) <i>Sur</i> (80) <i>Dis</i> (72) <i>Fea</i> (16) <i>Sad</i> (13) <i>Oth</i> (102)	●	●	1	<i>L</i>
Composite ME [25]	640 × 480 1280 × 720 720 × 1280	150 × 90 250 × 340 400 × 400	200	442	68	<i>Pos</i> (109), <i>Neg</i> (250), and <i>Sur</i> (83)	○●	○●	13	<i>L</i>
Compound ME [26]	640 × 480 1280 × 720 720 × 1280	150 × 90	200	1050	90	<i>Neg</i> (233) <i>Pos</i> (82) <i>Sur</i> (70) <i>PS</i> (74) <i>NS</i> (236) <i>PN</i> (197) <i>NN</i> (158)	○●	○●	13	<i>L</i>

¹ Eth: Ethnicity; Env : Environment.

² *Pos*: Positive; *Neg*: Negative; *Sur*: Surprise; *Hap*: Happiness; *Dis*: Disgust; *Rep*: Repression; *Ang*: Anger; *Fea*: Fear; *Sad*: Sadness; *Con*: Contempt; *Unc*: Unclear; *Oth*: Others; *PS*: Positively surprise; *NS*: Negatively surprise; *PN*: Positively negative; *NN*: Negatively negative; *L*:laboratory; *W*:in the wild.

³ ○ represents labeled, ● represents unlabeled, and - represents unknown



Fig. 2. Examples of ME samples in ME datasets for MER.

composite dataset unifies emotion labels in all three datasets. The emotion labels are re-annotated as *positive* (109 samples), *negative* (250 samples), and *surprise* (83 samples).

The compound micro-expression dataset (CMED) [26], [30] is constructed by combining two basic micro-expressions on the CASME, CASME II, CAS(ME)², SMIC-HS, and SAMM. Specifically, the composited micro-expressions are divided into basic emotional categories: *Negative*, *Positive*, and *Surprised*, and compound emotional categories: *Positively Surprised*, *Negatively Surprised*, *Positively Negative*, and *Negatively Negative*. As psychological studies demonstrate that people introduce complex expressions in the daily life, termed as "compound expressions", multiple emotions co-exist in one facial expression [30]. Compound expression analysis reflect more complex mental states and more abundant human facial emotions.

The specific comparisons of the ME datasets are shown in Table I. The advantages and limitations of the public micro-expression datasets are discussed as below. Considering that MEs are spontaneous expressions, Polikovsky and USF-HD with posed facial expressions are not used anymore. Although MEVIEW collects micro-expressions in the wild, the number of micro-expression samples is too small to learn general micro-expression features. The state-of-the-art approaches are commonly tested on the SMIC-HS, CASME [20], CASME II [9], and SAMM databases. As some emotions are difficult to trigger, such as fear and contempt, these categories have only a few samples and not enough for learning. In most practical experiments, only the emotion categories with more than 10 samples are considered. Recently, the composite dataset merging samples from CASME II, SAMM, and SMIC-HS is popular, because it can verify the generalization ability

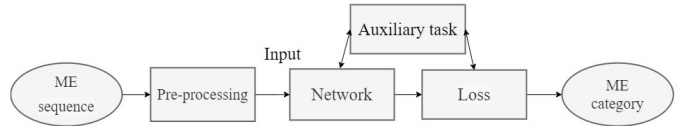


Fig. 3. Deep micro-expression framework

of the method on datasets with different natures. For further increasing the MER performance, MMEW collected micro- and macro-expressions on the same subjects which inspire promising future research to explore the correlation between micro- and macro-expressions. The comparison details of these datasets are displayed in Table I and example samples are shown in Figure 2.

III. MER BASED ON DL

The general MER pipeline consists of three main steps: pre-processing, feature learning through neural networks, and classification. In practical, the neural networks are trained on the training dataset in advance. During testing, the ME samples are directly input to the trained neural networks and get predictions. In this section, we briefly describe the widely used algorithms for each step and recommend the excellent implementations in the light of referenced papers.

A. Pre-processing

As the facial expression is easy to be influenced by the environment, pre-processing involving face detection and alignment is required for robust facial expression recognition. Compared with common facial expressions, MEs have low

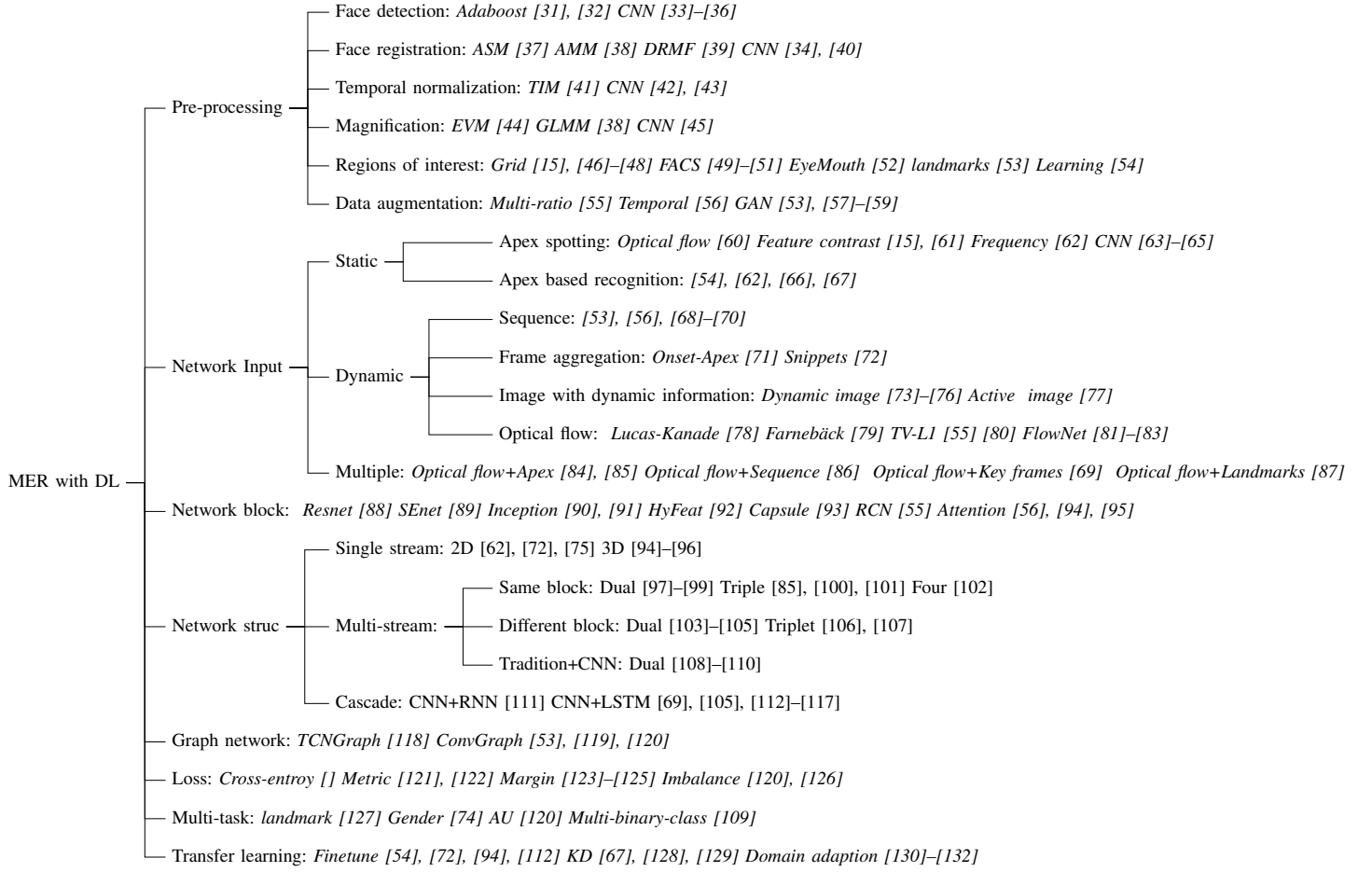


Fig. 4. Examples of magnified and synthesized micro expressions.

intensity, short duration, and small-scale datasets leading MER more difficult. Therefore, besides traditional pre-processing steps, motion magnification, temporal normalization and data augmentation have also been undertaken for better recognition performance.

1) *Face detection and registration*: For the MER process, the primary stage is face detection which removes the background. One of the most widely used algorithm for face detection is Viola-Jones [31]. The Viola-Jones is a real-time object detection method based on Haar features and a cascade of weak classifiers. However, the method can not deal with the problems of large pose variations and occlusions [133]. Some methods overcome these problems by utilizing pose-specific detectors and probabilistic approaches [32]. Matsugu et al. [33] firstly adapted CNN network for face detection with a rule-based algorithm, which is robust to translation, scale, and pose. Furthermore, various face detection methods based on DL have been presented to overcome pose variations [34]–[36]. To date, face detectors based on DL have been adopted in popular open source libraries, such as dlib and OpenCV.

Since spontaneous MEs involves muscle movements of low intensity, little pose variations and movements may lead to a huge influence for MER. To this end, face registration is crucial for MER. It aligns the detected faces onto a reference face to handle varying head-pose issues for successful MER

[134]. Currently, one of the most used facial registration methods is the active shape models (ASM) [37] encoding both geometry and intensity information. Then, the active appearance models (AAM) [38] is extended on ASM for matching any face with any expression rapidly. Discriminative response map fitting (DRMF) is a regression approach which can handle occlusions in dynamic backgrounds with lower computational consumption in real time [39]. With the fast development of DL, deep networks with cascaded regression [34], [40] have become the state-of-the-art methods for face alignment due to its excellent performances. Specifically, in practice, for micro-expression clips, all frames in the same video clip are registered with the same transformation, as the head movements in micro-expression clips is small.

2) *Motion magnification*: One challenge for micro-expression recognition is that the facial movements of micro-expressions are too subtle to be distinguishable. Motion magnification is important to enhance the micro-expression intensity level for easy recognition. The commonly used motion magnification method the Eulerian video magnification method (EVM) [44]. EVM magnifies either motion or color content across two consecutive frames in videos. For micro-expressions, the EVM is applied for motion magnification [15]. Larger motion amplification level leads to larger scale of




Fig. 5. Examples of RoIs.

motion amplification, but also causes bigger displacement and artifacts. different from EVM considering local magnification, global Lagrangian Motion Magnification (GLMM) [135] was proposed for consistently tracking and exaggerating the facial expressions and global displacements across a whole video. Furthermore, the learning-based motion magnification [45] was firstly used in micro-expression magnification by Lei et al. [118] through extracting shape representations from the intermediate layers of networks.

3) *Temporal normalization (TN)*: Besides the low intensity, the short and varied durations are also difficulties for MER. This problem is especially serious and limits the application of some spatial-temporal descriptors, when the videos are filmed with relatively low frame rate. To solve this difficulty, the Temporal interpolation model [41] is introduced to interpolate all ME sequences into the same specified length based on path graph between the frames. There are three strengths of applying TIM: 1) up-sampling micro-expression clips with too few frames; 2) more stable features can be expected with a unified clip length; 3) extending micro-expression clips to long sequences and sub-sampling to short clips for data augmentation. Furthermore, CNN-based temporal interpolation [42], [43] have been proposed to solve complex scenario in reality.

4) *Regions of interest*: Facial expressions are formulated by basic facial movements [6], [136], which correspond to specific facial muscles and relate with different facial regions. In other words, not all facial regions contribute to facial expression recognition. Especially for MEs, the MEs only trigger specific small regions, as MEs involves subtle facial movements. Furthermore, the empirical experience and quantitative analysis in [137] found that the outliers such as eyeglass have a seriously negative impact on the performance of micro-expression recognition. Therefore, it is important suppress the influence of outliers.

Some studies blackcued the influence of regions without useful information by extracting features on the regions of interest (**RoIs**) [138]. Hand-crafted feature based MER approaches [15], [47], [48], [139] always divided the entire face into several equal blocks for better describing local changes. In addition, to eliminate the noise caused by the eye blinking motions and motion-less regions, Le et al. [75] proposed to mask the eye and cheek regions for each image. Furthermore, Davison et al. [49]–[51] selected RoIs from the face based on the FACS [6]. However, the motion of eyes has contribution to facial-expression recognition, eg. lid tighten refers to negative emotion. Thus, only the eyes and mouth regions are considerblack in work [52], shown as Figure 5 (c). Furthermore, Xia et.al [140] found that the regions around eyes, nose and mouth are mostly active for micro-expressions




Fig. 6. Examples of magnified and synthesized MEs.

and can be chosen as RoIs through analyzing difference heat maps of ME datasets. Furthermore, Xie et.al [53] and Li et.al [141] proposed to extract features on small facial blocks located by facial landmarks. In this way, the dimension of learning space can be drastically blackcued and be helpful for deep model learning on small micro-expression datasets. Above RoIs are shown in Figure. 5.

All above researches are based on the assumption that all the RoIs have an equal contribution to micro-expression recognition. However, in practice, the RoIs could be attributed to different MEs. Li et.al [54] designed a local information learning module to automatically learn the region contributing most ME information following the concept of multi-instance learning [142]. The local information learning module aims to suppress the affect of outliers and improve the discriminative representation ability.

5) *Data augmentation*: The main challenge for MER with DL is the small-scale ME datasets. Owing to the subtle, fast and involuntary characteristics of MEs, it is difficult to collect MEs. The current ME datasets are far from enough to training a robust deep model, therefore the data augmentation is necessary. The common data augmentation way is random crop and rotation in terms of the spatial domain. For ME clips, sub-sampling micro-expressions from extended ME sequences through TIM can augment data. Furthermore, Xia et. al augmented micro-expressions through magnifying micro-expressions with multiple ratios [55]. Additionally, Generative Adversarial Network (GAN) can augment data through producing synthetic images. Zhang et al. [57] exploited different poses and expressions jointly through GAN for simultaneous facial image synthesis and pose-invariant facial expression recognition. Furthermore, Pumarola et al. [58] proposed a novel GAN conditioning scheme based on Action Unit annota-

tions which allows controlling the AU intensity and constructing expressions with various intensities. Later, Xie et al. [53] introduced the AU Intensity Controllable GAN Network to synthesize subtle expressions for simulating real-world MEs. Yu et al. [59] proposed a Identity-aware and Capsule-Enhanced Generative Adversarial Network (ICE-GAN) for robust micro-expression recognition. ICE-GAN adversarially complete the ME synthesis and recognition tasks with capsule net. ICE-GAN outperformed the winner of MEGC2019 the by 7%, demonstrating the effectiveness of GAN for micro-expression augmentation and recognition. The synthesized images are shown in Figure. 6. In addition, Liong [143] utilized conditional GAN to generate optical-flow images to improve the MER accuracy based on computed optical flow.

IV. VARIOUS INPUTS

Since the MEs have low intensity, short duration and limited data, it is challenging to recognize MEs based on DL and the MER performance varies with different inputs. In this section, we describe the various ME inputs and conclude their strengths and shortcomings.

A. Static image

For facial expression recognition, a large volume of existing studies are conducted on static images without temporal information due to the availability of the massive facial images online and the convenience of data processing. Considering the strength of static image, some researchers [62], [66], [138] explored the MER based on the apex frame with the largest intensity facial movement among all frames. Li et. al [62] studied the contribution of the apex frame and proposed MER with DL based on the single apex frame and achieved comparable results with hand-crafted features based on ME clips [14], [46], [144]. The experimental results demonstrate that DL can achieve good performance of MER with the apex frame. Furthermore, the research of Sun et al. [67] showed that the apex frame based methods can effectively utilize the massive static images in macro-expression databases [67] and obtain better performance than onset-apex-offset sequence and the whole video.

Apex spotting is one of the key component of building a robust MER system based on apex frames. Multiple apex frame spotting approaches were proposed to locate the apex frame in ME sequences for MER based on apex frames. [60] computed the motion amplitude shifted over time based on optical flow to locate the onset, apex, and offset frames of MEs, while [15], [61], [145] exploited feature difference to detect MEs in long videos. However, the optical flow-based approaches required complicated feature operation and the feature contrast-based methods ignored ME dynamic information [62]. Moreover, all above ME spotting methods estimated the facial change in the spatio-temporal domain. However, ME changes along the temporal dimension is not obvious, due to the low intensity and short duration characteristics of MEs. Thus, it is tough to detect the apex frame in spatio-temporal domain. Instead, Li et al. [62] located the apex frame through exploring the information in frequency domain which clearly describes the

rate of change. Furthermore, SMEConvNet [63] firstly adopted CNN for ME spotting and a feature matrix processing was proposed for locating the apex frame in long videos. Following SMEConvNet, various CNN-based ME spotting methods [64], [65] were proposed. In general, the performance of CNN-based spotting method is limited because of the small-scale ME datasets and mixed macro- and micro-expressions clips in long videos. Further studies on CNN-based spotting method are required in the future.

B. Dynamic image sequence

As the facial movements are subtle in spatial domain, while changes fast in temporal domain, the temporal dynamics that reside along the video sequences are found to be essential in improving the performance of MER. In this section, we will describe the various dynamic inputs.

1) *Sequence*: Most of the ME research utilizes consecutive frames in video clips [14], [46], [48], [144], [146]. With the success of 3D CNN [147] and RNN [148] in video analysis [149], [150], MER on based on sequence [53], [56], [68]–[70], [107] are developed. The methods based on sequences can consider the spatial and temporal information simultaneously. However, the computation is relatively high and the complex model tend to overfit the small-scale training data of MEs.

2) *Frame aggregation*: Micro-expressions are mostly collected with high-speed camera (eg. 200fps) to capture the rapid subtle changes. Liong *et al.* discovered that there is redundancy information in ME clips recorded with high-speed cameras [151]. The redundancy information could decrease the performance of MER. The experimental results of [151] demonstrate that the onset, apex, and offset frames can provide enough spatial and temporal information to ME classification. Furthermore, Liong et.al [71] extracted features on onset and apex frames for MER. In order to avoid apex frame spotting, SMA-STN [72] designed a dynamic segmented sparse imaging module (DSSI) to generate snippets through sparsely sampling three frames from evenly divided sequences. In this way, the subtle movement changes and significant segments in a ME sequence can be efficiently captured for robust MER.

3) *Image with dynamic information*: Dynamic image [73] is a standard image that holds the dynamics of an entire video sequence in a single instance. The temporal evolution in a video is captured to a dynamic image by using the rank pooling algorithms. The dynamic image has been successfully used in action recognition [152], as it allows to convert any video to an image so that the models pre-trained on large amount of still images can be immediately extended to videos. Currently, dynamic images have been utilized in micro-expressions [74]–[76] to summarize the subtle dynamics and appearance in an image for efficient micro-expression recognition. Furthermore, Liu et al. [72] designed a dynamic segmented sparse imaging module (DSSI) to compute a set of dynamic images as the input data of subsequent models. In this way, the subtle movement changes visually can be revealed in an efficient way.

Similar with dynamic image, active images [77] encapsulated the spatial and temporal information of a video sequence




Fig. 7. Examples of optical flow.

into a single instance. For each micro-expression video, the temporal movements between frames and extracted through estimating the change of the each pixel component. Then, the the responses are accumulativated to preserve the appearance information. Comparably with dynamic image, the active image computation is simpler.

4) *Optical flow*: Optical flow is an approximation of the local image motion which has been verified helpful for motion representation [153]. The optical-flow based facial movement analysis [154], [155] offers a promising way for expression analysis with subtle movements [156], [157], various head poses [158] as well as facial occlusions [159]. Optical flow specifies the magnitude and direction of image pixel moves in a given sequence of images with a two-dimension vector field (horizontal and vertical optical flows). In recent years, a number of methodological innovations have been presented to improve optical flow techniques [78], [79], [160]–[165].

Lucas-Kanade [78] and Horn-Schunck [160] are differential methods of optical flow computation, based on partial derivatives of the image sequences. Specifically, Lucas-Kanade is computed on small spatial neighbourhood with the assumption that the pixel displacement between nearby frames is small and nearly constant. Furthermore, RLOF [161] develops an adaptive window size strategy to cope with the generalized aperture problem. This kind of local methods are robust under noise. While, Horn-Schunck is a global method which introduces a global constraint of smoothness and yields dense flow fields.

Farneback's [79] approximates pixel intensities of each neighborhood between two consecutive images efficiently using the polynomial expansion transform. The displacement fields estimation is iterated with priori displacement in a pyramid decomposition in order to handle large pixel motions, including distances greater than the neighborhood size.

TV-L1 [162] is based on a minimizing formulation using the total variation (TV) regularization and the robust L1 norm in the flow field. TV-L1 is able to preserve discontinuities in the flow field and thus increase the robustness against noise, occlusions, and illumination changes.

Deep learning approaches for estimating optical flow have achieved rapid progress over the recent years [166]. FlowNet [81] pioneered the use of CNNs to optical flow estimation, relied on an encoder-decoder architecture with skip connections. Furthermore, FlowNet2.0 [82] employed multiple

FlowNet family networks to remedy the accuracy limitations of FlowNet. However, the number of parameters linearly increase at the same time. Recently, Lightweight [83], [165] networks combining the coarse-to-fine strategy with deep learning approaches achieve competitive accuracy. Particularly, PWC-net [165] is designed based on pyramidal processing, warping, and the use of a cost volume without learnable parameters, so that model size and training complexity are blackcuded.

Currently, many MER approaches [55], [85], [138] utilize optical flow to represent the micro-facial movement and blackuce the identity characteristic. Researches [55], [85] indicated that optical flow-based methods always outperform the appearance-based methods. For further capturing the subtle facial changes, multiple works [80], [106], [120] extract features on computed optical flows on onset and mid-frame/apex on horizontal and vertical direction separately. Different from above works, Belaiche et.al proposed a compact optical flow representation embedding motion direction and magnitude into one matrix [167] which can be processed through one single network. The horizontal, vertical direction and magnitude components of optical flow were evaluated in the experiments, it can be found that horizontal and vertical direction pair and vertical direction obtain the best performance. The results suggested that the optical flow direction, especially vertical direction, contributes important information for ME recognition.

C. Combination

Considering the strengths of apex frame and dynamic image sequences, a number of works [69], [84]–[86] analyze multiple inputs to learn features from different cues in ME videos. Specifically, [84] learned the static-spatial and temporal features from apex frames and optical flow. Besides above modalities, [85] further added local facial regions of apex frame as inputs to embed the the relationship of individual facial regions for increasing the robustness of MER. On the other hand, [86] employed optical flow and sequences for fully exploring the temporal ME information. Moreover, Kim et al. [69] encoded sequences with spatial features at key expression-states including onset, onset to apex transition, apex, apex to offset transition and offset, to increase the expression class separability of the learned ME feature. Recently, inspired by the successful application of landmark in facial analysis, Kumar et al. [87] proposed to fuse the landmark graph and optical flow. Currently, the approaches with multiple inputs achieves the best MER performance through leveraging as much as ME information on limited ME datasets.

D. Discussion

In summary, the input is one of key component to guarantee robust MER. The simplest input is ME sequence which doesn't require extra computation, such as computing optical flow, apex detection and so on. However, there is blackundancy in ME sequences, the complexity of the deep model is relatively high and tend to overfit on the small-scale ME datasets. The apex-based MER can blackuce computational complexity, comparably with ME sequence-based methods. Furthermore,

TABLE II
THE COMPARISONS OF INPUTS FOR MER

Input	Strength	Shortcoming
Apex	Efficient; Take advantage of massive facial images	Require magnification and apex detection
Sequence	Process directly	Not efficient; blackundancy
Frame aggregation	Efficiently leverage key temporal information	Require apex detection
Image with dynamic information	Efficiently embedding spatio-temporal information	Require black dynamic information computation
Optical flow	Remove identity in some degree	Optical flow computation is necessary
Combination	Fully exploring spatial and temporal information	High computation

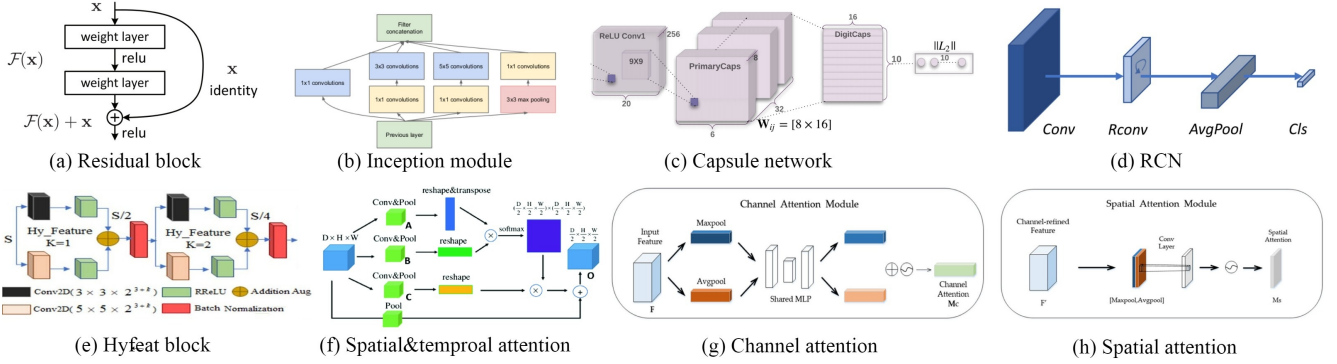


Fig. 8. Special networks: (a) Residual block [88] (b) Inception module [90] (c) CapsNet [93] (d) Recurrent Convolutional Network (RCN) [55] (e) Hyfeat [77] (f) Spatio-temporal attention [96] (g) Channel attention of CBAM [94] (h) Spatial attention of CBAM [94]

apex-based approaches can take advantage of the massive facial expressions to resolve the small-dataset issue in some degree. But, since all the temporal information are dropped in single apex-based methods and the motion intensity is still low in the apex frames, magnification is necessary. Moreover, as the apex label is absent in some ME datasets, the performance of apex-based MER severely relied on the apex detection algorithm. Currently, the apex frame detection in long videos is still challenging. The end-to-end framework for apex frame detection and MER needs further studied. To further explore temporal information and static image, frame aggregation cascading multiple key frames is utilized. Besides, dynamic image converts videos to an image so that the temporal and spatial information can be embedded to a still image. Compared with the apex frame, the dynamic image considers spatial and temporal information simultaneously in one image without challenging apex frame detection. On the other hand, optical flow is widely used as the optical flow describes the motions and removes the identity in some degree. However, most of the current optical flow based methods are on the bases of traditional optical flow. Similar with apex-based MER methods, the end-to-end framework can be further researched. In addition, to fully exploring spatial and temporal information and leveraging the merits of various inputs, the combination of various inputs is the inevitable trend. Correspondingly, it also inherits the shortcomings of the inputs. However, the multiple inputs could be complementary in some degree. So far, the method with multiple inputs achieved the best performance. The comparisons of inputs is shown in Table II.

V. DEEP NETWORKS

Convolutional neural networks (CNNs) have shown promise for various computer vision tasks, such as action recognition [168] and facial expression recognition [169]. In general, 2D CNNs uses two dimensional (2D) convolutional kernels to process the image category. The 2D convolutional kernels are able to leverage spatial context across the height and width of the images to make predictions.

CNNs with spatio-temporal three dimensional (3D) convolutional kernels are verified more effective than 2D CNNs for exploring spatio-temporal information of videos [170]. 3D CNN can leverage spatio-temporal information to improve the performance but comes with a computational cost because of the increased number of parameters. Moreover, the 3D CNN only can deal with the videos with the fixed length because of the pre-defined kernels.

Recurrent neural network (RNN) [148], [171] were proposed to process the time series data with various duration. Furthermore, Long short-term memory (LSTM) were developed to settle the vanishing gradient problem that can be encountered when training RNNs.

Unlike common video-based classification problems, MEs are subtle, rapid and involuntary facial expressions. Based on above characteristics of MEs, a variety of deep learning approaches have been proposed. In this paper, we introduced the approaches in the view of special blocks, network structure, and graph network.

A. Network block

With the developments of deep learning, a lot of efficient deep learning networks have been proposed, such as AlexNet [172], VGG [173], ResNet family [88], [174], [175], and Inception [90]. In this subsection, we introduce the special network blocks employed in MER for performance improvement.

Deep Residual Network [88] has been demonstrated to be effective in various applications as image classification [88], object detection [176] and semantic segmentation [177] etc. Resnet [88] introduces shortcut connections that skip one or more layers for easy optimization, accuracy gains with increasing depth and blackucing the effect of vanishing gradient problem. Multiple works [104], [118], [167], [178] employed few residual blocks as backbone to blackuce the network depth for robust recognition on small-scale ME datasets, while Lai et. al [179] introduced multi-scale shortcut connections into pre-trained deep networks to solve the gradient disappearance problem. Instead directly applying the shortcut connection, [180] designed a convolutionable shortcut to learn the important residual information. Furthermore, inspiblack by the residual concept, AffectiveNet introduced a MFL module learning the low-level and high-level feature parallelly to increase the discriminable capability between the inter and intra-class variations.

A conventional CNN structure for image classification is designed as convolution with the single shablack filter followed by fully connected (FC) layers. However, the FC layer requires lots of parameters which makes it prone to extreme loss explosion and overfitting [181]. Unlike common CNN frameworks [88], where the same convolutional filters are shablack within the same layer, the Inception module [?, [91] aggregates two different sizes of filters to compute multi-scale spatial information and assembles $1 \times 1 \times 1$ convolutional filters for dimension and parameter blackuction, shown in . Considering the limited ME samples and various facial movements, Zhou et. al [80], [120] utilized dual stream Inception network consisted with 2 inception blocks in each stream to effectively explore multi-scale optical flow information in horizontal and vertical directions.

Furthermore, inspiblack by Inception structure, a hybrid feature (HyFeat) block [92] was introduced to capture the local contextual information of expressive regions. Firstly, two different scaled conv filters are utilised to preserve the domain knowledge features for expressive regions. Then, other two conv filters with smaller receptive fields was employed to capture the enriched features of edge variations. Deep networks may neglect micro-level features due to the pooling operation and progressive convolution. Instead of employing deep dense networks, papers [76], [77] used HyFeat blocks to perpetuate prominent features of facial expressions and enhances the discriminability by applying multi-scaled conv filters without pooling operation.

The traditional CNN with sliding convolutional kernels cannot effectively obtain the structure of image entity attributes. Hinton et al. proposed a Capsule Neural Network (CapsNet) [93] to better model hierarchical relationships through "cap-

sules". The key design of capsule is the routing procedure combining lower-level features as higher-level features shown as . Several works [59], [66], [84] combined CNN or GAN with CapsNet to explore part-whole relationships on face to promote MER performance.

Considering the fact that CNN with more convolutional layers has stronger representation ability, but easy to overfit on small-scale datasets, paper [55] introduced Recurrent Convolutional Network (RCN) which adds recurrent connections within the feed-forward convolutional layers. RCN achieved multiple convolutional operations with a shallow architecture though recurrent connections and lower-resolution data. To further enhance the representation ability, Xia et al [182] integrated RCN with three parameter-free extension modules: wide expansion, shortcut connection and attention unit by a neural architecture search strategy.

Since MEs consist of specific muscular activations on the face and have low intensity, MEs are related with local regional changes [183]. Therefore, it is crucial to highlight the representation on regions of interest (RoIs) [8], [113]. Several approaches [103], [184]–[186] have shown the benefit of enhancing spatial encoding with attention module. Moreover, LGCon learned discriminative ME representations from the ROI contributing major emotion information [54] though Multiple-instance-learning (MIL). Besides getting discriminative features on RoIs, the relationship of RoIs is very important. For example, inner brow raiser and outter brow raiser usually exhibits simultaneously to indicate surprise. [56] and [178] exploblack covariance correlation of local regions and multi-head self-attention to emphasis the spatial relationships, respectively. Besides spatial information, the temporal change is also important for ME. As ME has rapid changes, the frames have unequal contribution to MER. Wang et al. [96] exploblack a global spatial and temporal attention module (GAM) based on the Non-local network [187] to encode wider spatial and temporal information to capture local high-level semantic information. Furthermore, Segmented Movement-Attending Spatio-temporal Network (SMA-STN) [72] utilized a global self-attention module and non-local self-attention block to learn weights for the temporal segments to capture the global context information of sequence and the long-range dependencies of facial movements. Recently, Squeezeand-Excitation network (SEnet) [89] adaptively recalibrates channel-wise feature responses based on the channel relationship which are regarded as channel attention. Inspiblack by SEnet, Yao et al. [188] learned the weights of each feature channel adaptively through adding SE blocks. Moreover, recent works [56], [94], [95] encoded the spatio-temporal and channel attention simultaneously to further boost the representational power for ME analysis. Gajjala et al. [95] proposed a 3D residual attention network (MERANet) to re-calibrate the spatial-temporal and channel features through residual modules. CBAMNet [94] presented a convolutional block attention module (CBAM) cascading the Channel attention module and spatial attention module which are obtained through maximum and average pooling.

In summary, the ME samples are subtle and limited. Due to the special characteristics of MEs, many DL-based methods in

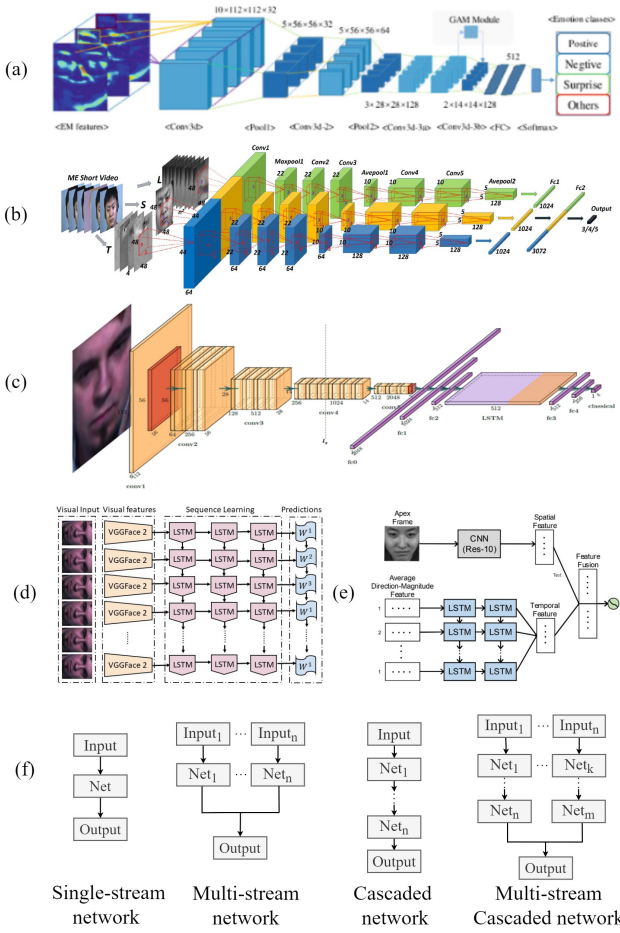


Fig. 9. (a) [96] (b) TSCNN [85] with three-stream network (c) CNN cascaded with LSTM [115] (d) Multi-stream CNN cascaded with LSTM [115] (e) ATnet with multi-stream CNN and LSTM [104] and (f) The general structures of single-stream, multi-stream, and aggregated networks

recent years utilized and designed special blocks to explore the important information from and multi-scale features, ROIs and the relationship between ROIs. Other methods [55] targeted discriminative ME features with less parameters to avoid overfitting. In the future, more efficient blocks should be studied to dig subtle ME movements on limited ME datasets.

B. Network Structure

Besides designing special blocks for discriminative ME representation, the way of combining the blocks is also very important for MER. The current network structure of MER methods can be classified to three categories: single-stream, multi-stream and cascaded networks. In this section, we will discuss the details of the three network structures.

1) *Single-stream networks*: Typical deep MER methods adopt single CNN with individual input [189]. Apex frame, optical flow image and the dynamic images are common inputs for single-stream 2DCNN, while single-stream 3DCNNs extract the spatial and temporal features from ME sequences directly.

Considering the limited ME samples are far from enough to train a robust deep network, multiple works designed shallow single-stream CNNs for MER [146], [190]. Belaiche et al.

[167] achieved a shallow network through deleting multiple convolutional layers of the deep network Resnet. Zhao et al. [30] proposed a 6-layer CNN (4 Conv + 2 FC) in which the input is followed by an 1×1 convolution layer to increase the non-linear representation. Furthermore, OrigNet [77] and LearnNet [76] cascaded special blocks to shallow networks for further improve the MER performance. Specifically, OrigNet designed a network consisted of three hybrid blocks (discussed in special blocks) followed two scaled Conv filters, softmax and parallelly connected FC layers to yield global configuration from different scaled features. While LearnNet began with one convolution layer and carried out by four lateral paths: two paths follow the sequential CNN flow and another two utilized the hybrid feature through an accretion layer. Accretion layer combines the hybrid responses generated by previous layers to enhance the learn ability for detailed information.

On the other hand, several works fine-tuned deep networks pre-trained on large face datasets to avoid the overfitting problem. Li et al. [62] firstly adopted the 16-layer CNN pre-trained on VGG-FACE dataset [191], also known as VGG-FACE model, was adopted with the detected apex frame as inputs. Following [62], the MER performance on Resnet50, SNet50 and VGG19 pre-trained on Imagenet was expoblack in [75] performance with magnified dynamic image. The results illustrate that VGG surpasses other architectures regarding ME analysis topics. VGG is good at distinguishing the complex hidden information in the data. Along with motion magnification and dynamic image computation, subtle movements of ME can be effectively distinguished and discerned. Moreover, Liu et al. [72] utilized the backbone of Face Attention Network [192] (Res18) pre-trained on WiderFace dataset [193] and further added a spatio-temporal movement-attending module to capture the subtle ME movements.

All of above works are based on 2DCNN with image input, several works employed single 3DCNN to directly extract the spatial and temporal features from ME sequences. EM-C3D+GAM [96], MERANet [95] and CBAMNet [94] combined attention modules to 3D CNN to enhance the information flows in channels and spaces.

2) *Multi-stream network*: Single stream is a basic model structure. Single stream network for MER only extract feature from single view of MEs. However, MEs have subtle movements and limited samples, single view is not able to provide sufficient information. Thus, multi-stream network learning features from multi-view inputs is very popular in MER. The multi-stream structure allows the network extracting multi-view features through multi-path networks with the shablack structures and parameters, shown as Figure. 9(f). The multi-view features extracted from multiple views of inputs are usually concatenated together to construct a stronger representation for classification. Generally, for inputs, there are two kinds of multiple views: 1) different regions of a face; 2) different modalities of a face, e.g. frames and optical flow.

Multi-stream networks with the same Blocks. Several works built the dual-stream CNN for MER. optical Flow Features from Apex frame Network (OFF-ApexNet) [97] designed a 7 layer dual CNN with horizontal and vertical optical flow extracted from apexes as inputs. Khor et al. [98] proposed a

lightweight dual-stream shallow network (DSSN) with only 2 conv layers. Except for the horizontal and vertical optical flow map, the flow magnitude, optical strain magnitude and gray map were also considered. During training, two of them were taken as the third channel combined with horizontal and vertical optical flow map for better describing ME from multiple views. Moreover, Yan et al. [99] employed 3DCNN consisted of dual streams to process the optical flow maps and original frames directly to extract compact temporal information.

Furthermore, Liong et al. [143] extend OFF-ApexNet to multiple streams with various optical flow components as input data. Specifically, Auxiliary Classifier GAN and Self-Attention GAN are employed to generate more optical flows for data augmentation. Moreover, MSCNN [194] and TSCNN [85], [100] designed three-stream CNN models for MER with three types of inputs. Specifically, the first work utilized apex frame, optical flow and the apex frame masked by the optical flow threshold, while the later approach employed the apex frames, optical flow between onset, apex, and offset frames, and to investigate the information of the static spatial, dynamic temporal and local information. She et al. [102] proposed a four stream model considering three ROIs and global regions of each frame. The features of all frames were concatenated to represent the micro-expression clips. The mean, standard deviation and median statistic of the concatenated features are utilized to classify the through SVM.

On the other hand, 3DFCNN [101] and SETFNet [188] applied 3D flow-based CNNs consisted of three sub-streams for video-based MER. Specifically, 3DFCNN extracts deeply learned features with the grayscale frame sequences and the horizontal and vertical components of the optical flow. SETFNet took three facial regions as the inputs of three 3DCNN streams and introduced SE block to learn the weights of each feature channel from the concatenated feature of three streams.

Multi-stream networks with Different Blocks. For enhancing the ME feature representation, some works [102], [103], [106], [107], [195] investigated the combination of different convolutions. Liong et al. designed a Shallow Triple Stream Three-dimensional CNN (STSTNET) [106] adopted multiple 2DCNN with different kernels for the input, concatenated optical strain, horizontal and vertical optical flow between onset and apex. Moreover, the input of STSTNET is resized to $28 \times 28 \times 3$ to achieve an extreme shallow network with only one Conv layer to avoid overfitting. Instead of utilizing different kernels, AffectiveNet [195] constructed a four path network with four different receptive fields (RF), 3×3 , 5×5 , 7×7 and 11×11 to obtain multi-scale features for better describing subtle MEs. Furthermore, [103] and [107] integrated 2DCNN and 3DCNN to extract spatio-temporal information. Wu et al. [107] proposed Three-Stream Combining 2D and 3D CNN (TSNN) for MER. TSNN began with the three 3D CNNs with different parameters to extract the spatial-temporal features in different temporal domains. The output of the 3D CNNs was further processed through the 2D CNNs to extract high-level representations of the ME sequence. Wang et al. [103] presented a new 2D-3D CNN

for micro expression recognition consisted of two sub-nets. One sub-net consists of multi-scale 1D temporal convolution and 2D spatial convolution to extract dynamic information in videos and spatial information of single frame. The other sub-net consists of residual blocks is used to process differential information image to blackuce the temporal blackundancy information and obtain the long-term spatio-temporal feature.

Besides above approaches combining CNN features, AT-net [104] and SHCFnet [105] extracted spatial and temporal features by CNN and LSTM from the apex frame and optical-flow feature in parallel, respectively. The spatial and temporal features were concatenated to represent the MEs.

Multi-stream networks with CNN and Traditional Features. The MEs have facial subtle movements highly related to textures, the handcrafted features demonstrating low-level representation also plays an important role in MER. Multiple works [108]–[110] combined deep features and traditional features to leverage the low-level and high-level information for robust MER on limited datasets. In [108], the deep feature extracted by pre-trained VGG-Face and LBP-TOP were concatenated to recognize ME. Pan et al. [110] concatenated low-level LBP-TOP features on ROIs and high-level CNN features on apex frame and a Hierarchical Support Vector Machine (H-SVM) is proposed for classifying MEs.

3) *Cascaded network:* For further explore discriminative representation for MER, multiple works combined different networks to extract compact features.

The Combination of the CNN and LSTM. MEs have subtle movements in spatial domain, while rapid change in temporal domain contributing important information for MER. Furthermore, MEs flit spontaneously and has different duration. Recently, RNN [148], [171] is proposed to model sequence of data and can work with convolutional layers to model spatio-temporal representation. However, training an RNN is difficult due to the gradient vanishing and exploding problems. The modified RNN version Long Short-Term Memory (LSTM) is developed to resolve vanishing gradient problem. LSTM is well-suited to process the time series with unknown duration.

Nistor et al. [111] adopted a multi-stage approach for MER. [111] cascaded CNN and RNN extracting representative features from individual frames of the sequence and capturing the evolution of the face during the sequence, respectively. Furthermore, the Adaptive Key-frame Mining Network (AKMNet) [196] employed Res18 to extract features from all the frames and spot keyframes by adopting attentions. The bi-GRU [197] with fewer trainable parameters is employed to extract the essential temporal context information across all keyframes for MER through conducting a pixel-wise recurrent processing.

Multiple works [69], [105], [112]–[117] connected CNN with LSTM. [115] and [117] combined VGG-FACE and 3DCNN with LSTMs in series, respectively. Temporal Facial Micro-Variation Network (TFMVN) [113] and MERTA [114] developed three stream VGGNets followed by LSTMs to extract multi-view spatio-temporal features for MER. Specifically, TFMVN employed three facial regions (eye, nose and mouth) as inputs and heatmap served as structure cue to guide micro-expression feature learning. MERTA [114] ex-

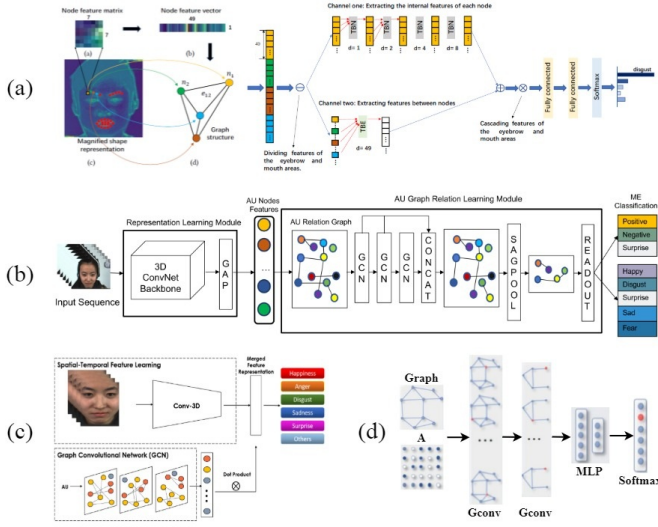


Fig. 10. Graph: (a) GTCN with landmark-level graph [118] (b) Gconv with AU-feature graph [53] (c) Gconv with AU-label graph (d) General Graph learning [198]

tracted spatio-temporal features from the raw frame, the optical flow and the optical flow strain with three attention mechanisms. Different from above works, expect for the three stream CNNs and LSTMs, Khor et al. [112] proposed an Enriched Long-term Recurrent Convolutional Network (ELRCN) further added one VGG+LSTM path with channel-wise stacking of input data (optical flow image, optical strain image, and gray-scale raw image) for spatial enrichment.

C. Graph Network

Early deep-based MER methods mainly focus on extracting appearance and geometry features associated with MEs, while ignore the latent semantic information among subtle facial changes, leading to limited MER performance. Recent researches illustrate that graph-based representation is effective to model these semantic relationships and can be leveraged for facial expression tasks. Inspired by the successful application of Graph network in facial expression recognition, [53], [118]–[120] develop the Graph network to MER to further improve the MER performance through modeling the relationship between the local facial movements.

In graph definition, there are two key elements node and edges demonstrating the representations and relations. In terms of graph representation, these methods can be divided to the landmark-level graph [118] and the AU-level graph [53], [119], [120]. For landmark-level graph, [118] focused on the 28 landmarks of the eyebrows and mouth areas contributing information to subtle MEs. In addition, following the idea of dilated causal convolution in TCN [199], the TCN residual blocks were employed to convolve the elements that are both inside one node sequence and from multiple node sequences through using different dilation factors. In this way, the Graph-TCN [118] can model the feature of the node and edge feature simultaneously to obtain a more robust graph representation.

As the facial expression analysis can be benefited from the knowledge of AUs and FACS, [53], [119], [120] built graph

on AU-level representations to boost the MER performance by inferring the AU relationship. For AU-level graph representations, these methods can fall into AU-label graphs and AU-feature graphs. For AU-label graphs, the graph is built on the label distribution of training data. Specifically, MER-GCN [119] modelled the AU relationships by the conditional probability of AU co-occurrence. A stacked-GCN is applied to perform AU dependency learning and the learned graph feature of AUs were embedded to the sequence level CNN feature for final MER.

On the other hand, AU-feature graph based approaches [53], [120] extract the feature maps representing corresponding AUs and recognize MEs based on the AU graph features. Xie et al. proposed AU-assisted Graph Attention Convolutional Network (AU-GACN) [53] to recognize ME. In AU-GACN, AU node was represented by the spatio-temporal features extracted from the sequences and then fed to sequential GCN layers and self-attention graph pooling (SAGPOOL layer) (see Fig.). Through the SAGPOOL layer, only important nodes were left and the reasoning process were improved. Finally, the node features are aggregated to AU graph features and topology for MER.

Different with AU-GACN recognizing the MEs on emotion labels, MER-auGCN [120] tackled objective class-based MER where samples are labeled based on AUs defined with Facial Action Coding System (FACS). In MER-auGCN [120], the individual AU features were extracted from global facial feature through Sigmoid attention. The AU-level features were aggregated into ME-level representation for MER through GCN. Specifically, the original AU knowledge graph was constructed by the AU correlations of the objective class definition to facilitate the GCN learning in the training process.

D. Losses

Different from traditional methods, where the feature extraction and classification are independent, deep networks can perform end-to-end training and classification through loss functions. In most cases, the final layer of deep network is usually a loss layer which specifies how to penalize the deviation between the predicted and true labels during training. An effective loss function can improve the discriminative ability of the learned representations. During the learning process, the intra-class variations should be minimized and inter-class differences should be maximized. With the development of deep learning, various loss functions have been proposed.

1) *Softmax cross-entropy loss*: The most commonly used loss function for multi-class classification is the Softmax cross-entropy loss [200]. The Softmax cross-entropy loss consists of Softmax function and cross-entropy loss. The Softmax function first converts logits into probabilities and then the cross-entropy between the estimated class probabilities and the ground-truth distribution is minimized. Most MER works directly applied softmax cross-entropy loss. Specifically, the softmax function was employed followed by the fully-connected layer of CNN, LSTM or Graph networks.

2) *metric learning*: The softmax loss is typically good at correctly classifying known categories. However, in practical classification tasks, the unknown samples need to be classified.

Therefore, in order to obtain better generalized ability, the inter-class difference and intra-class variation should be further optimized and blackuced, respectively. In other words, except for classification probability, a good metric space is important. Thus, metric learning loss functions are proposed such as contrastive loss [121] or triplet loss [122]. Metric learning techniques aim to ensure intra-class compactness and inter-class separability through measuring the relative distances between inputs. Xia et al. [132] adopted adversarial learning strategy and triplet loss with inequality regularization to efficiently make the output of MicroNet converge to that of MicroNet.

3) *Margin*: Metric learning loss usually requires effective sample mining strategies for robust recognition performance. However, when the sample quantity becomes large, it is hard to search positive samples which is regarded as "hard example mining" problem. Only metric learning is not enough for learning a discriminative metric space. Liu et al. [123] imported large margin on softmax loss (L-Softmax loss) which improving the inter-class difference through increasing the margin between classes. The L-Softmax loss not only encouraged intra-class compactness and inter-class separability between learned feature, but also avoid overfitting in some degree. Following L-Softmax loss, various margin based softmax losses were proposed, such as Additive Angular Margin Loss [124] and Large margin cosine loss [125] which imported angular Margin and Cosine Margin, respectively. Intensive experiments demonstrate that the margin based loss worked effectively for face recognition [124], [125].

Furthermore, since facial analysis tasks suffer from high intra-class variation, the center loss [201] was proposed to penalize the distance between deep features and their corresponding class centers. Lalitha et al. [202] and Li et al. [54] combined cross-entropy loss and center loss increase the compactness of intra-class variations and separable inter-class differences.

4) *Imbalanced*: Considering that the class distribution is always imbalanced and the classifier tends to pblackict the input belonging to the majority class, several approaches was proposed aiming to solve the imbalanced problem. Among all these approaches, the focal loss [126] can be consideblack as the most simple and effective loss. MER task also suffers from data imbalance, the focal loss was utilized in MACNN [55], [74], [120], [179] to overcome the imbalance challenge. MER-auGCN [120] designed an adaptive factor with the focal loss to balance the proportion of the negative and positive samples in a given training batch.

E. Multi-task network

Most existing works for MER focus on learning features that are sensitive to expressions. However, facial expressions in the real world are intertwined with various factors, such as subject identity and AUs. The approaches aiming at single facial expression recognition task are incapable of making full use of the information on face. Especially for MEs, the subtle facial movements are not able to contribute enough knowledge for robust MER. To address this issue, several deep learning

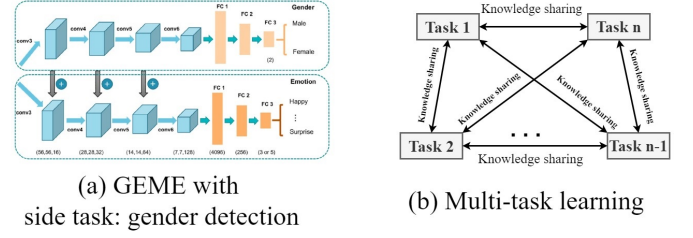


Fig. 11. (a) GEME [74] contrusted a dual-stream multi-task network incorporating gender detection. (b) multi-task learning [203]

methods based multi-task learning have been subsequently developed for better MER [74], [127]. Multiple task learning [203] can learn better knowledge sharing among tasks, leading to better performance and low risk of overfitting in each task. Firstly, li et.al [127] developed a multi-task network combining facial landmarks detection and optical flow extraction to refine the optical flow features for MER with SVM. Following [127], several end-to-end deep multi-task networks leveraging different side tasks were proposed. GEME [74] contrusted a dual-stream multi-task network incorporating gender detection task while MER-auGCN [120] simultaneously detected AUs and MEs and further aggregated AU representation into ME representation through GCN. On the other hand, considering a common feature representation can be learned from multiple tasks, hu et al. [109] formulated MER as a multi-task classification problem in which each category classification can be regarded as one-against-all pairwise classification problem.

Discussion: Future plan Other works suggested that simultaneously conducted FER with other tasks, such as facial landmark localization and facial AUs detection, can jointly improve FER performance. multiple task learning can learn more robust and universal representations for multiple tasks, leading to better knowledge sharing among tasks, better performance of each task and low risk of overfitting in each task.

F. Transfer learning

One of the main bottlenecks associated with the deep neural networks is that they require a large amount of data for training all their parameters and for being robust against overfitting. However, due to the lack of sufficient data for ME, it is almost impossible to train a reliable CNN model from scratch. Therefore, transfer learning from other source models like objects and facial macro expression-based models is an excellent way out. There are three main categories of transfer learning for facial MER problems. The first group used the pre-trained model and find-tunned them on ME datasets, while the second line of works utilizes the adversarial network-based training. The third group is using the knowledge distillation method to deal with the insufficient training data.

Patel et al. [204] provided the very first model that used CNN for MER. They used two models, the first of which had been pre-trained on ImageNet and the second on both CK+ and SPOS datasets. Also, feature selection based on the Evolutionary Search was further adapted to improve the model's performance. It was found that features captblack from the facial macro expressions dataset performed better in

terms of accuracy, as it is closer to the MEs dataset. Similarly, RezNet10 [205] architecture pre-trained on ImageNet as initialization is fine-tuned on macro-expression datasets for domain adaptation. Another alternative is augmenting and combining the available ME data. Thus, synthetic data have also been generated based on current ME datasets like CASME and CASME II that combine and augment various datasets to create a sufficient training set. This synthetic data was fed to the pre-trained VGGFace model to help classify the facial MEs accurately [206]. Given the astounding success of 3D filters which extract spatiotemporal features in computer vision tasks, a 3D-CNN based model pre-trained on macro-expression datasets is used as a source domain for MER [68].

Adversarial domain adaptation was also proposed to transfer domain knowledge from macro-expression to MER datasets. In [130], Adversarial training and expression magnification and blackuction method were adopted to narrow down the gap between the two types of macro and micro expressions. They also apply the part-based model to force the encoder to obtain more discriminative representations from the rigid face structures.

Two Expression-Identity Disentangle Networks, named MicroNet and MacroNet, were introduced as feature extractors to disentangle expression-related features for micro and macro expression inputs by Xia et al. [132]. They fixed and used MacroNet to guide the fine-tuning procedure of MicroNet. The Adversarial Learning Strategy and Triplet Loss functions were also employed between the MicroNet and MacroNet, allowing the MicroNet to capture the shablack features of ME and macro-expression samples in an efficient manner.

Since macro-expression and ME share some similarities in facial muscle movements, sun et al [67] propose a transfer knowledge technique based on the action units for distilling and transferring knowledge to MER. The multi-level action units are extracted and fed as helpers to the main network, which extracts the ME features; then, they are simultaneously trained based on the weighted loss function.

G. Discussion

In this section, we gives a review of deep networks of DL-based MER. Firstly, we introduce the three major aspects of neural networks, including the blocks, structure, and loss. A review of graph network based MER is followed. Finally, we discuss the multi-task and transfer learning utilization in MER.

MEs have brief and subtle movements. Blocks are the basic components for neural networks. Currently, there are various blocks to learn the discriminative information through exploring the multi-scale features, ROIs, the relationship between ROIs. In the future, more efficient blocks should be designed to dig subtle ME movements on limited ME datasets. Besides the blocks, the way to combine the blocks also plays an important role for neural network design. The structure can be roughly divided to single-stream, multi-stream, and cascaded networks. Compablack with single-stream networks, the multi-stream networks can extract features from multi-view inputs to provide more information for robust MER. On the other hand, the cascaded network can leverage the spatial and temporal

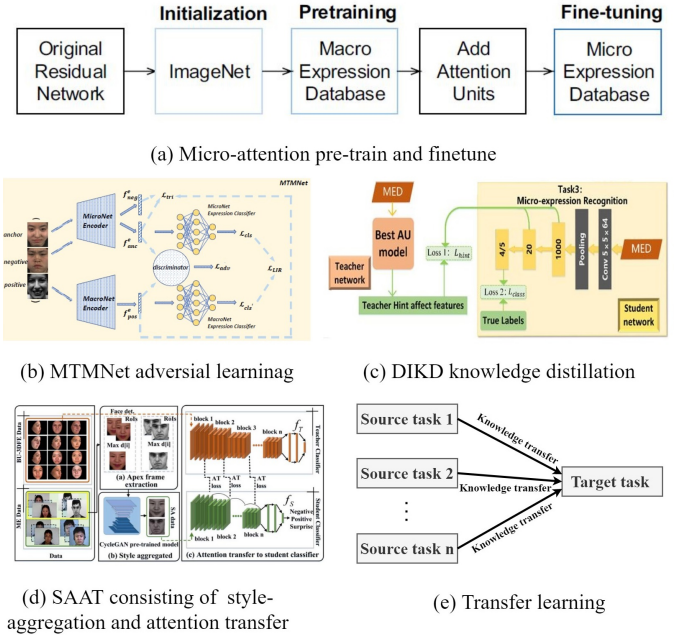


Fig. 12. (a) pre-train and finetune (b) Adversarial learning (c) Knowledge distill (d) SAAT [131] transferblack the attention of the teacher model to train the student model (e) Transfer learning concept

information effectively, which has huge contribution for brief MEs. Currently, most of DL-based MER employs the basic softmax cross-entropy loss. Several works utilized the triplet loss and center loss to increase the compactness of intra-class variations and separable inter-class differences. Furthermore, since the ME datasets are imbalanced, multiple works aimed to boost MER performance through the imbalanced loss. Taking account of the successful face analysis with improved losses and for further improving the MER performance, the loss can separate the subtle and imbalanced MEs can be considblack.

Besides the appearance and geometry features associated with MEs, the latent semantic information among subtle facial changes can be leveraged for facial expression tasks. Graph-based representation has been demonstrated effective to model these semantic relationships. Graph-based MER are based on the facial landmarks, AU labels and features. In the future, the effective graph encoding discriminative features and relationships requires further studying.

Considering the limited ME samples which are far from enough to learn a discriminative representation, multi-task learning and transfer learning are helpful for MER. Multi-task learning is able to make full use of the information on face. Current MER exblack the gender classification, landmark detection and AU detection to take advantages of existing information as much as possible. In the future, more relevant tasks, such as subject classification and age estimation, could be studied. Different from multi-task learning boosting performance through learning the potential shablack features, transfer learning learns information from other source models. To data, the pre-train and finetune are widely used in MER. Recent research illustrated that borrowing information from large facial expression datasets through knowledge distillation

TABLE III

MER ON CASME. INPUT (S: STATIC; D: DYNAMIC; L: LEARNING-BASED MAGNIFICATION; E: EVM; RoI: REGIONS OF INTEREST; OF: OPTICAL FLOW
DI: DYNAMIC IMAGE)

Method	Year	Pre-p	Input	Net Stru	Spe Blo	Pre-train	Protocol	Cate	F1	ACC
TSCNN [85]	2019	E,R	OF+Apex	3S-CNN	-	FER2013 [207]	LOSO	4	0.7270	73.88
LEARNNet [76]	2019	-	DI	CNN	Hyfeat	-	LOSO	8	-	80.62
3D-FCNN [101]	2019	T	OF	3S-3DCNN	-	-	LOSO	5	-	54.44
LGCcon [54]	2020	E, R	Apex	CNN	MIL	VGG-FACE [191]	LOSO	4	0.60	60.82
DIKD [67]	2020	-	Apex	CNN+KD+SVM	Res	-	LOSO	4	0.77	81.80
OrigNet [77]	2020	-	AI	CNN	Hyfeat	-	LOSO	4	-	66.09
AffectiveNet [195]	2020	E	DI	4S-CNN	MFL	-	LOSO	4		72.64

TABLE IV

MER ON CASME2. INPUT (S: STATIC; D: DYNAMIC; L: LEARNING-BASED MAGNIFICATION; E: EVM; RoI: REGIONS OF INTEREST; OF: OPTICAL FLOW
DI: DYNAMIC IMAGE B: SPECIAL BLOCK, A: ATTENTION, C: CAPSULE, R: RCN)

Method	Year	Pre-p	Input	Net Str	Spe Blo	pre-train	Protocol	Cate	F1	ACC
ELRCN [112]	2018	T	OF	4S-CNN+LSTM	-	VGG-Face [191]	LOSO	5	0.5	52.44
OFF-ApexNet [97]	2019	-	OF	2S-CNN	-	-	LOSO	3	0.8697	88.28
TSCNN [85]	2019	E, R	OF+Apex	3S-CNN	-	FER2013 [207]	LOSO	5	0.807	80.97
LEARNNet [76]	2019	-	DI	CNN	Hyfeat	-	LOSO	7		76.57
3D-FCNN [101]	2019	T	OF	3S-CNN	-	-	LOSO	5	-	59.11
STRCN-G [55]	2019	E	OF	CNN	RCN	-	LOSO	3	0.747	80.3
STSTNet [106]	2019	E	OF	3S-3DCNN	-	-	LOSO	3	0.8382	86.86
DSSN [98]	2019	-	OF	2S-CNN	-	-	LOSO	5	0.7297	71.19
3D-CNN+LSTM [117]	2019	-	Sequence	3DCNN+LSTM	-	-	LOSO	5	-	62.5
Graph-TCN [118]	2020	L, R	Apex	TCN+Graph	-	-	LOSO	5	0.7246	73.98
AU-GACN [53]	2020	-	Sequence	3DCNN+Graph	-	-	LOSO	3	0.355	71.2
CBAMNet [94]	2020	E, T	Sequence	3DCNN	Attention	Oulu-CASIA [208]	10-fold	3	-	69.92
LGCcon [54]	2020	E, R	Apex	CNN	MIL	VGG-FACE [191]	LOSO	5	0.64	65.02
CNNCapsNet [84]	2020	-	OF	5S-CNN	Capsule	-	LOSO	5	0.6349	64.63
DIKD [67]	2020	-	Apex	CNN+KD+SVM	-	-	LOSO	4	0.67	72.61
OrigNet [77]	2020	-	AI	CNN	Hyfeat	-	LOSO	4	-	62.09
SMA-STN [72]	2020	-	Snippet	CNN	Attention	WIDER FACE [193]	LOSO	5	0.7946	82.59
EM-C3D+GAM [96]	2020	E	Sequence	3DCNN	Attention	-	LOSO	4		69.76
SETFNet [188]	2020	R	Sequence	3S-3DCNN	SE	-	5-Fold	5		66.28
MSCNN [194]	2020	E	OF+Apex	3S-CNN	Res	-	LOSO	5	0.5325	56.50
AffectiveNet [195]	2020	E	DI	4S-CNN	MFL	-	LOSO	4	MFL	68.74
GEME [74]	2021	-	DI	2S-CNN+ML	Res	-	LOSO	5	0.7354	75.20

and domain adaptation can achieve excellent performance. For further research, how to effectively leverage massive face images will be a focus. Except the multi-task learning and transfer learning, the semi-supervised learning could also be considered as a good choice.

VI. EXPERIMENTS

A. Protocol

Cross-validation is the widely utilized protocol for evaluating the MER performance. In cross-validation, the dataset is splitted into multiple folds and the training and testing were evaluated on different folds. It enables every sample as testing data leading to a fair verification and prevents overfitting on the small-scale ME datasets. Cross-validation includes leave-one-subject-out (LOSO), leave-one-video-out (LOVO) and N-Fold cross-validations.

In LOSO, every subject is taken as a test set in turn and the other subjects as the training data. This kind of subject independent protocol can avoid subject bias and evaluate the generalization performance of various algorithms. LOSO is the most popular cross-validation in MER.

The LOVO takes each sample as the validation unit which enables more training data and avoids the overfitting in the most degree. However, the test number of LOVO is the sample size. The large testing number leads to huge time consuming, not suitable for deep learning.

For K-fold cross-validation, the original samples are randomly partitioned into k equal sized parts. Each part is taken as a test set in turn and the rest are the training data. Thus, the number of cross-validation test is K. In practical, the evaluation time can be greatly reduced through setting an appropriate K.

TABLE V

MER ON SAMM. INPUT (S: STATIC; D: DYNAMIC; L: LEARNING-BASED MAGNIFICATION; E: EVM; ROI:REGIONS OF INTEREST; OF: OPTICAL FLOW DI: DYNAMIC IMAGE)

Method	Year	Pre-pr	Input	Net Str	Spe Blo	Pre-train	Protocol	Cate	F1	ACC
OFF-ApexNet [97]	2019		OF	2S-CNN	-	-	LOSO	3	0.5423	68.18
Graph-TCN [118]	2020	L,R	Apex	TCN+Graph	-	-	LOSO	5	0.6985	75.00
AU-GACN [53]	2020	-	Sequence	3DCNN+Graph	-	-	LOSO	3	0.433	70.2
STSTNet [106]	2019	E	OF	3S-3DCNN	-	-	LOSO	3	0.6588	68.10
LGCcon [54]	2020	E, R	Apex	CNN	MIL	VGG-FACE [191]	LOSO	5	50.34	40.90
STRCN-G [55]	2019	E	OF	CNN	RCN	-	LOSO	3	0.741	78.6
TSCNN [85]	2019	E, R	OF+Apex	3S-CNN	-	FER2013 [207]	LOSO	5	0.6942	71.76
DIKD [67]	2020	-	Apex	CNN+KD+SVM	-	-	LOSO	4	0.83	86.74
OrigNet [77]	2020	-	AI	CNN	Hyfeat	-	LOSO	4	-	34.89
SMA-STN [72]	2020	-	Snippet	CNN	-	WIDER FACE [193]	LOSO	5	0.7033	77.20
DSSN [98]	2019	-	OF	2S-CNN	-	-	LOSO	5	0.4644	57.35
MSCNN [194]	2020	E	OF+Apex	3S-CNN	Res	-	LOSO	5	0.3569	43.04
GEME [74]	2021	-	DI	2S-CNN+ML	Res	-	LOSO	5	0.4538	55.88
MTMNet [132]	2020	-	Onset-Apex	2S-CNN+GAN DA	Res	CK+ [209],MMI [10], Oulu-CASIA [208]	LOSO	5	0.736	74.1

TABLE VI

MER ON SMIC. INPUT (S: STATIC; D: DYNAMIC; L: LEARNING-BASED MAGNIFICATION; E: EVM; ROI:REGIONS OF INTEREST; OF: OPTICAL FLOW DI: DYNAMIC IMAGE)

Method	Year	Pre-p	Input	Net Str	Spe Blo	Pre-train	Protocol	Cate	F1	ACC
3D-CNN+LSTM [117]	2019	-	Sequence	3DCNN+LSTM		-	LOSO	3	-	56.6
OFF-ApexNet [97]	2019		OF	2S-CNN	-	-	LOSO	3	0.6709	67.68
TSCNN [85]	2019	E, R	OF+Apex	3S-CNN	-	FER2013 [207]	LOSO	5	0.7236	72.74
LEARNet [76]	2019	-	DI	CNN	Hybrid	-	LOSO	5	-	81.60
3D-FCNN [101]	2019	T	OF	3S-CNN		-	LOSO	3	-	55.49
STRCN-G [55]	2019	E	OF	CNN	RCN	-	LOSO	3	0.695	72.3
STSTNet [106]	2019	E	OF	3S-3DCNN	-	-	LOSO	3	0.6801	70.13
LGCcon [54]	2020	E, R	Apex	CNN	MIL	VGG-FACE [191]	LOSO	3	0.62	63.41
CBAMNet [94]	2020	E, T	Sequence	3DCNN	Attention	Oulu-CASIA [208]	10-fold	3	-	54.84
DSSN [98]	2019	-	OF	2S-CNN	-	-	LOSO	3	0.6462	63.41
DIKD [67]	2020	-	Apex	CNN+KD+SVM	-	-	LOSO	3	0.71	76.06
SMA-STN [72]	2020	-	Snippet	CNN	-	WIDER FACE [193]	LOSO	3	0.7683	77.44
EM-C3D+GAM [96]	2020	E	Sequence	3DCNN	Attention	-	LOSO	4		69.76
SETFNet [188]	2020	R	Sequence	3S-3DCNN	SE	-	5-Fold	5		70.25
MTMNet [132]	2020	-	Onset-Apex	2S-CNN+DA+GAN	Res	CK+ [209],MMI [10], Oulu-CASIA [208]	LOSO	3	0.744	76.0
GEME [74]	2021	-	DI	2S-CNN+ML	Res	-	LOSO	3	0.6158	64.63

TABLE VII

MER ON MECG2019. INPUT (S: STATIC; D: DYNAMIC; L: LEARNING-BASED MAGNIFICATION; E: EVM; ROI:REGIONS OF INTEREST; OF: OPTICAL FLOW DI: DYNAMIC IMAGE)

Method	Year	Pre-p	Input	Net Str	Spe Blo	Pre-train	Protocol	Cate	UF1	UAR
OFF-ApexNet [97]	2019	-	OF	2S-CNN	-	-	LOSO	3	0.7104	0.7460
STSTNet [106]	2019	E	OF	3S-3DCNN	-	ImageNet	LOSO	3	0.735	0.760
NMER [130]	2019	E, R	OF	CNN+DA	-	-	LOSO	3	0.7885	0.7824
CapsuleNet [66]	2019	-	Apex	CNN	Capsule	ImageNet	LOSO	3	0.6520	0.6506
Dual-Inception [80]	2019	-	OF	2S-CNN	Inception	-	LOSO	3	0.7322	0.7278
ICE-GAN [59]	2020	GAN	Apex	CNN+GAN	Capsule	ImageNet	LOSO	3	0.845	0.841
RCN-A [182]	2020	E	OF	CNN	RCN	ImageNet	LOSO	3	0.7190	0.7432
SHCFNet [206]	2017	-	OF+Apex	4S-CNN+LSTM	Hyfeat	-	LOSO	3	0.6242	0.6222
GEME [74]	2021	-	DI	2S-CNN+ML	Res	-	LOSO	3	0.7221	0.7303
MTMNet [132]	2020	-	Onset-Apex	2S-CNN+GAN+DA	Res	CK+ [209],MMI [10], Oulu-CASIA [208]	LOSO	3	0.864	0.857

B. Evaluation matrix

The common evaluation metrics for MER are accuracy and F1-score. In general, the accuracy metric measures the ratio of correct predictions over the total evaluated samples. However, the accuracy is susceptible to bias data. F1-score solves the bias problem by considering the total True Positives (TP), False Positives (FP) and False Negatives (FN) to reveal the true classification performance.

For the composited dataset which combine multiple datasets leading to severe data imbalance, Unweighted F1-score (UF1) and Unweighted Average Recall (UAR) are utilized to measure the performance of various methods. UF1 is also known as macro-averaged F1-score which is determined by averaging the per-class F1-scores. UF1 provides equal emphasis on rare classes in imbalanced multi-class settings. UAR is defined as average accuracy of each class divided by the number of classes without consideration of samples per class. UAR can balance the bias caused by the class imbalance and is known as balanced accuracy. Furthermore, UAR is also used for cross dataset recognition. Another commonly used evaluation in cross MER is weighted average recall (WAR) which refers to the number of correctly classified samples divided by the total sample number.

VII. CHALLENGES AND FUTURE DIRECTIONS

A. 3D ME sequence

Currently, the main focus of MER is based on the 2D domain because of the data prevalence in the relevant modalities including images and videos. Although significant progress has been made for MER in recent years, most existing MER algorithms based on 2D facial images and sequences can not solve the challenging problems of illumination and pose variations in real-world applications. Recent research about facial expression analysis illustrates that above issues can be addressed through 3D facial data. Inherent characteristics of 3D face make facial recognition robust to lighting and pose variations. Moreover, 3D geometry information may include important features for facial expression recognition and provide more data for better training. Thanks to the benefits of 3D faces and technological development of 3D scanning MER based on 3D sequence could be a promising research direction.

B. ME AU analysis

MEs reveal people's hidden emotions in high-stake situations [3], [210] and have various applications such as clinic diagnosis. However, ME interpretation suffers ambiguities [49], e.g., the inner brow raiser may refer to surprise or sad. The Facial Action Coding System (FACS) [6] has been verified to be effective for resolving the ambiguity issue. In FACS, action units (AUs) are defined as the basic facial movements, working as the building blocks to formulate multiple facial expressions [6]. Furthermore, the criteria for AU and facial expression correspondence is defined in FACS manual. Encoding AUs has been verified to benefit the MER [53], [67] through embedding AU feature. In the future, the relationship between AUs and MEs can be further explored to improve MER.

C. Compound MEs

Past research on MER has focused on the study of six basic categories: happiness, surprise, anger, sadness, fear, and disgust. However, psychological studies show that people will produce complex expressions in their daily life, the facial expression may express multiple emotions simultaneously [211], [212]. For instance, surprise can be accompanied with happy or angry. The group of expressions are called compound expressions. 17 compound expressions across cultures had been identified consistently in [212] suggesting that the emotion in facial expressions is much abundant than previously believed. Even though compound expressions have been taken into consideration for macro-expression analysis, rare work [26] has been done for ME analysis. Although the compound expression considering multiple expressions became challenging due to the subtle facial motions and limited ME data, compound expression can reflect more specific emotions and worth further studied in the future.

D. Multi-modality MER

One of the challenges of the MER is that the low intensity and small-scale ME datasets provide very limited information for robust MER. Recent researches demonstrate that utilizing multiple modalities can provide complementary information and enhance classification robustness. In recent years, multiple micro-gesture datasets [213] had been proposed. The micro-gesture is body movements that are elicited when hidden expressions are triggered in unconstrained situations. micro-gestures can reflect the hidden emotional states. Moreover, different emotional expressions can produce different changes in autonomic activity, e.g. fear leads to increase heart rate and decrease skin temperature. Therefore, human physiological signals, such as Electrocardiogram (ECG) and Skin Conductivity (GSR), can provide hint for affect analysis. Therefore, the micro-gestures and physiological signal can be utilized to incorporate complementary information for further improving emotion recognition.

E. ME in realistic situations

Currently, most existing MER researches focus on classifying the basic MEs collected in controlled environments from the frontal view without any head movements, illumination variations or occlusion. However, in real-world applications, it is almost impossible to reproduce such strict conditions. The approaches based on the constrained settings usually do not generalize well to videos recorded in-the-wild environment. Effective and robust algorithms for recognizing MEs in realistic situations with pose changes and illumination variations should be developed in the future.

Furthermore, in most ME dataset collection, participants were asked to keep neutral faces when watching the emotion-stimulating movie clips. The conflict of emotions elicited by the emotional movie clips and the intention to suppress facial expressions could induce involuntary MEs. In this way, the collected video clips including MEs are unlikely to have other natural facial expressions. Thus, most of ME researches

assumes that there are just MEs in a video clip. However, in the real life, MEs can appear with macro-expressions. Future studies should explore methods to detect and distinguish the micro- and macro-expressions when they occur at the same time. Analyzing the macro and MEs simultaneously would be helpful to understand people's intentions and feelings in reality more accurately.

F. Limited data

One of the major challenge in MER is the limited ME samples. Due to the weakness of ME appearance and the spontaneous characteristic leading to difficult collection, thus MEs have small-scale datasets. However, deep learning is a kind of data-driven method. One of the key condition of successful training is that there should be large and various data for learning. The current ME datasets are far from enough for training a robust model. In order to avoid over-fitting, shallow networks, transfer learning and data augmentation have been adopted for ME analysis. But the effectiveness of the above methods is still limited and should be further improved.

In addition, some feelings, such as fear, are difficult to be evoked and collected. The data imbalance causes the network to be biased towards classes in majority. Therefore, the algorithms for effective imbalanced classification is needed.

REFERENCES

- [1] Paul Ekman, "Darwin, deception, and facial expression," *Annals of the New York Academy of Sciences*, vol. 1000, no. 1, pp. 205–221, 2003.
- [2] P. Ekman and W.V. Friesen, "Constants across cultures in the face and emotion," *Personal. Soc. Psychol.*, vol. 17, no. 2, pp. 124–129, 1971.
- [3] P. Ekman, "Lie catching and microexpressions," *Phil. Decept.*, pp. 118–133, 2009.
- [4] Ernest A Haggard and Kenneth S Isaacs, "Micromomentary facial expressions as indicators of ego mechanisms in psychotherapy," pp. 154–165, 1966.
- [5] Paul Ekman and Wallace V Friesen, "Nonverbal leakage and clues to deception," *Psychiatry*, vol. 32, no. 1, pp. 88–106, 1969.
- [6] Wallace V Friesen and Paul Ekman, "Facial action coding system: a technique for the measurement of facial movement," *Palo Alto*, vol. 3, 1978.
- [7] Paul Ekman, "Microexpression training tool (mett)," 2002.
- [8] Xuesong Niu, Hu Han, Songfan Yang, Yan Huang, and Shiguang Shan, "Local relationship learning with person-specific shape regularization for facial action unit detection," in *Proceedings of the IEEE Conference on Computer Vision and Pattern Recognition*, 2019, pp. 11917–11926.
- [9] W. J. Yan, X. Li, S. J. Wang, G. Zhao, Y. J. Liu, Y. H. Chen, and X. Fu, "CASME II: an improved spontaneous micro-expression database and the baseline evaluation," *Plos One*, vol. 9, no. 1, pp. e86041, 2014.
- [10] Maja Pantic, Michel Valstar, Ron Rademaker, and Ludo Maat, "Web-based database for facial expression analysis," in *2005 IEEE international conference on multimedia and Expo*. IEEE, 2005, pp. 5–pp.
- [11] T. Pfister, X. Li, G. Zhao, and M. Pietikäinen, "Differentiating spontaneous from posed facial expressions within a generic facial expression recognition framework," in *Int. Conf. Comput. Vis.* 2011, pp. 1449–1456, Springer.
- [12] X. Li, T. Pfister, X. Huang, G. Zhao, and M. Pietikainen, "A spontaneous micro-expression database: Inducement, collection and baseline," in *Proc. IEEE Conf. Workshops on Autom. Face Gesture Recognit.*, 2013, pp. 1–6.
- [13] Y. Wang, J. See, R. CW. Phan, and Y. Oh, "LBP with six intersection points: Reducing redundant information in lbp-top for micro-expression recognition," in *Proc. Asian Conf. on Comput. Vis.* Springer, 2014, pp. 525–537.
- [14] X. Huang, G. Zhao, X. Hong, and W. Zheng, "Spontaneous facial micro-expression analysis using spatiotemporal completed local quantized patterns," *Neurocomputing*, vol. 175, pp. 564–578, 2016.
- [15] X. Li, X. Hong, A. Moilanen, X. Huang, T. Pfister, G. Zhao, and M. Pietikainen, "Towards reading hidden emotions: A comparative study of spontaneous micro-expression spotting and recognition methods," *IEEE Trans. Affect. Comput.*, vol. 9, no. 4, pp. 563 – 577, 2018.
- [16] Y. Liu, J. Zhang, W. Yan, S. Wang, G. Zhao, and X. Fu, "A main directional mean optical flow feature for spontaneous micro-expression recognition," *IEEE Trans. Affect. Comput.*, vol. 7, no. 4, pp. 299–310, 2016.
- [17] F. Zhang, T. Zhang, Q. Mao, and C. Xu, "Joint pose and expression modeling for facial expression recognition," in *Proc. IEEE Conf. Comput. Vis. Pattern Recognit.*, 2018, pp. 3359–3368.
- [18] Y. Li, J. Zeng, S. Shan, and X. Chen, "Occlusion aware facial expression recognition using cnn with attention mechanism," *IEEE Trans. Image Process.*, vol. 28, no. 5, pp. 2439–2450, 2019.
- [19] X. Li, T. Pfister, X. Huang, G. Zhao, and M. Pietikäinen, "A spontaneous micro-expression database: Inducement, collection and baseline," in *2013 10th IEEE Int. Conf. and Workshops on Autom. Face and Gesture Recognit. (FG)*. IEEE, 2013, pp. 1–6.
- [20] W. Yan, Q. Wu, Y. Liu, S. Wang, and X. Fu, "CASME database: A dataset of spontaneous micro-expressions collected from neutralized faces," in *Proc. IEEE Conf. Autom. Face Gesture Recognit.*, 2013, pp. 1–7.
- [21] Fangbing Qu, Su-Jing Wang, Wen-Jing Yan, He Li, Shuhang Wu, and Xiaolan Fu, "Cas (me)²: A database for spontaneous macro-expression and micro-expression spotting and recognition," *IEEE Transactions on Affective Computing*, vol. 9, no. 4, pp. 424–436, 2017.
- [22] A. K. Davison, C. Lansley, N. Costen, K. Tan, and M. H. Yap, "SAMM: A spontaneous micro-facial movement dataset," *IEEE Trans. Affect. Comput.*, vol. 9, no. 1, pp. 116–129, 2018.
- [23] Nicole M Artner, Ines Janusch, and Walter G Kropatsch, "Spotting facial micro-expressions "in the wild","
- [24] Xianye Ben, Yi Ren, Junping Zhang, Su-Jing Wang, Kidiyo Kpalma, Weixiao Meng, and Yong-Jin Liu, "Video-based facial micro-expression analysis: A survey of datasets, features and algorithms," *IEEE Transactions on Pattern Analysis and Machine Intelligence*, 2021.
- [25] J. See, Y.M. Hoon, J. Li, X. Hong, and S. Wang, "MEGC 2019—the second facial micro-expressions grand challenge," in *2019 14th IEEE Int. Conf. on Autom. Face & Gesture Recognit. (FG 2019)*. IEEE, 2019, pp. 1–5.
- [26] Yue Zhao and Jiancheng Xu, "A convolutional neural network for compound micro-expression recognition," *Sensors*, vol. 19, no. 24, pp. 5553, 2019.
- [27] Alessandro Vinciarelli, Alfred Dielmann, Sarah Favre, and Hugues Salamin, "Canal9: A database of political debates for analysis of social interactions," in *2009 3rd International Conference on Affective Computing and Intelligent Interaction and Workshops*. IEEE, 2009, pp. 1–4.
- [28] Senya Polikovsky, Yoshinari Kameda, and Yuichi Ohta, "Facial micro-expressions recognition using high speed camera and 3d-gradient descriptor," 2009.
- [29] M. Shreve, S. Godavorthy, D. Goldgof, and S. Sarkar, "Macro- and micro-expression spotting in long videos using spatio-temporal strain," in *Proc. IEEE Conf. Workshops on Autom. Face Gesture Recognit.*, 2011, pp. 51–56.
- [30] Yue Zhao and Jiancheng Xu, "Compound micro-expression recognition system," in *2020 International Conference on Intelligent Transportation, Big Data & Smart City (ICITBS)*. IEEE, 2020, pp. 728–733.
- [31] Paul Viola, Michael Jones, et al., "Robust real-time object detection," *International journal of computer vision*, vol. 4, no. 34–47, pp. 4, 2001.
- [32] Bo Wu, Haizhou Ai, Chang Huang, and Shihong Lao, "Fast rotation invariant multi-view face detection based on real adaboost," in *Sixth IEEE International Conference on Automatic Face and Gesture Recognition, 2004. Proceedings*. IEEE, 2004, pp. 79–84.
- [33] Masakazu Matsugu, Katsuhiko Mori, Yusuke Mitari, and Yuji Kaneda, "Subject independent facial expression recognition with robust face detection using a convolutional neural network," *Neural Networks*, vol. 16, no. 5–6, pp. 555–559, 2003.
- [34] Yi Sun, Xiaogang Wang, and Xiaoou Tang, "Deep convolutional network cascade for facial point detection," in *Proceedings of the IEEE conference on computer vision and pattern recognition*, 2013, pp. 3476–3483.
- [35] Rajeev Ranjan, Vishal M Patel, and Rama Chellappa, "A deep pyramid deformable part model for face detection," in *2015 IEEE 7th international conference on biometrics theory, applications and systems (BTAS)*. IEEE, 2015, pp. 1–8.

- [36] Rajeev Ranjan, Vishal M Patel, and Rama Chellappa, "Hyperface: A deep multi-task learning framework for face detection, landmark localization, pose estimation, and gender recognition," *IEEE Transactions on Pattern Analysis and Machine Intelligence*, vol. 41, no. 1, pp. 121–135, 2017.
- [37] Timothy F Cootes, Christopher J Taylor, David H Cooper, and Jim Graham, "Active shape models-their training and application," *Computer vision and image understanding*, vol. 61, no. 1, pp. 38–59, 1995.
- [38] Timothy F. Cootes, Gareth J. Edwards, and Christopher J. Taylor, "Active appearance models," *IEEE Transactions on pattern analysis and machine intelligence*, vol. 23, no. 6, pp. 681–685, 2001.
- [39] Akshay Asthana, Stefanos Zafeiriou, Shiyang Cheng, and Maja Pantic, "Robust discriminative response map fitting with constrained local models," in *Proceedings of the IEEE conference on computer vision and pattern recognition*, 2013, pp. 3444–3451.
- [40] Kaipeng Zhang, Zhanpeng Zhang, Zhifeng Li, and Yu Qiao, "Joint face detection and alignment using multitask cascaded convolutional networks," *IEEE Signal Processing Letters*, vol. 23, no. 10, pp. 1499–1503, 2016.
- [41] Ziheng Zhou, Guoying Zhao, and Matti Pietikäinen, "Towards a practical lipreading system," in *CVPR 2011*. IEEE, 2011, pp. 137–144.
- [42] Simon Niklaus and Feng Liu, "Context-aware synthesis for video frame interpolation," in *Proceedings of the IEEE Conference on Computer Vision and Pattern Recognition*, 2018, pp. 1701–1710.
- [43] Huaizu Jiang, Deqing Sun, Varun Jampani, Ming-Hsuan Yang, Erik Learned-Miller, and Jan Kautz, "Super slo-mo: High quality estimation of multiple intermediate frames for video interpolation," in *Proceedings of the IEEE Conference on Computer Vision and Pattern Recognition*, 2018, pp. 9000–9008.
- [44] H. Wu, E. Shih, E. Shih, J. Guttag, and W. Freeman, "Eulerian video magnification for revealing subtle changes in the world," *ACM Trans. Graphics*, vol. 31, no. 4, pp. 1–8, 2012.
- [45] Tae-Hyun Oh, Ronnchai Jaroen Sri, Changil Kim, Mohamed Elgharib, Fr'edo Durand, William T Freeman, and Wojciech Matusik, "Learning-based video motion magnification," in *Proceedings of the European Conference on Computer Vision (ECCV)*, 2018, pp. 633–648.
- [46] G. Zhao and M. Pietikainen, "Dynamic texture recognition using local binary patterns with an application to facial expressions," *IEEE Trans. Pattern Anal. Mach. Intell.*, vol. 29, no. 6, pp. 915–928, 2007.
- [47] Sze-Teng Liong, John See, Raphael C-W Phan, Anh Cat Le Ngo, Yee-Hui Oh, and KokSheik Wong, "Subtle expression recognition using optical strain weighted features," in *Asian conference on computer vision*. Springer, 2014, pp. 644–657.
- [48] Y. Zong, X. Huang, W. Zheng, Z. Cui, and G. Zhao, "Learning from hierarchical spatiotemporal descriptors for micro-expression recognition," *IEEE Transact. on Multimedia*, vol. 20, no. 11, pp. 3160–3172, 2018.
- [49] Adrian Davison, Walied Merghani, Cliff Lansley, Choon-Ching Ng, and Moi Hoon Yap, "Objective micro-facial movement detection using faces-based regions and baseline evaluation," in *2018 13th IEEE international conference on automatic face & gesture recognition (FG 2018)*. IEEE, 2018, pp. 642–649.
- [50] Walied Merghani and Moi Hoon Yap, "Adaptive mask for region-based facial micro-expression recognition," in *2020 15th IEEE International Conference on Automatic Face and Gesture Recognition (FG 2020)(FG)*. IEEE Computer Society, 2020, pp. 428–433.
- [51] Yuqi Zhou, "Improving micro-expression recognition with shift matrices and database combination," *Senior Projects - Computer Science and Software Engineering*, 2020.
- [52] Matthew Shreve, Jesse Brizzi, Sergiy Fefilyatov, Timur Lugev, Dmitry Goldgof, and Sudeep Sarkar, "Automatic expression spotting in videos," *Image and Vision Computing*, vol. 32, no. 8, pp. 476–486, 2014.
- [53] Hong-Xia Xie, Ling Lo, Hong-Han Shuai, and Wen-Huang Cheng, "Au-assisted graph attention convolutional network for micro-expression recognition," in *Proceedings of the 28th ACM International Conference on Multimedia*, 2020, pp. 2871–2880.
- [54] Yante Li, Xiaohua Huang, and Guoying Zhao, "Joint local and global information learning with single apex frame detection for micro-expression recognition," *IEEE Transactions on Image Processing*, vol. 30, pp. 249–263, 2020.
- [55] Zhaoqiang Xia, Xiaopeng Hong, Xingyu Gao, Xiaoyi Feng, and Guoying Zhao, "Spatiotemporal recurrent convolutional networks for recognizing spontaneous micro-expressions," *IEEE Transact. on Multimedia*, 2019.
- [56] Yante Li, Xiaohua Huang, and Guoying Zhao, "Micro-expression action unit detection with spatial and channel attention," *Neurocomputing*, 2021.
- [57] Feifei Zhang, Tianzhu Zhang, Qirong Mao, and Changsheng Xu, "Joint pose and expression modeling for facial expression recognition," in *Proceedings of the IEEE conference on computer vision and pattern recognition*, 2018, pp. 3359–3368.
- [58] Albert Pumarola, Antonio Agudo, Aleix M Martinez, Alberto Sanfeliu, and Francesc Moreno-Noguer, "Ganimation: Anatomically-aware facial animation from a single image," in *Proceedings of the European conference on computer vision (ECCV)*, 2018, pp. 818–833.
- [59] Jianhui Yu, Chaoyi Zhang, Yang Song, and Weidong Cai, "Ice-gan: Identity-aware and capsule-enhanced gan for micro-expression recognition and synthesis," *arXiv preprint arXiv:2005.04370*, 2020.
- [60] D. Patel, G. Zhao, and M. Pietikäinen, "Spatiotemporal integration of optical flow vectors for micro-expression detection," in *Int. Conf. Adv. Concepts Intell. Vis. Syst.* Springer, 2015, pp. 369–380.
- [61] Yiheng Han, Bingjun Li, Yu-Kun Lai, and Yong-Jin Liu, "CFD: A collaborative feature difference method for spontaneous micro-expression spotting," in *2018 25th IEEE International Conference on Image Processing (ICIP)*. IEEE, 2018, pp. 1942–1946.
- [62] Y. Li, X. Huang, and G. Zhao, "Can micro-expression be recognized based on single apex frame?," in *IEEE Int. Conf. Image Process.* IEEE, 2018, pp. 3094–3098.
- [63] Zhihao Zhang, Tong Chen, Hongying Meng, Guangyuan Liu, and Xiaolan Fu, "Smeconvnet: A convolutional neural network for spotting spontaneous facial micro-expression from long videos," *IEEE Access*, vol. 6, pp. 71143–71151, 2018.
- [64] Thuong-Khanh Tran, Quang-Nhat Vo, Xiaopeng Hong, Xiaobai Li, and Guoying Zhao, "Micro-expression spotting: A new benchmark," *Neurocomputing*, vol. 443, pp. 356–368, 2021.
- [65] Hang Pan, Lun Xie, and Zhiliang Wang, "Local bilinear convolutional neural network for spotting macro-and micro-expression intervals in long video sequences," in *2020 15th IEEE International Conference on Automatic Face and Gesture Recognition (FG 2020)(FG)*. IEEE Computer Society, 2020, pp. 343–347.
- [66] N. Van Quang, J. Chun, and T. Tokuyama, "Capsulenet for micro-expression recognition," in *2019 14th IEEE Int. Conf. on Autom. Face & Gesture Recognit. (FG 2019)*. IEEE, 2019, pp. 1–7.
- [67] Bo Sun, Siming Cao, Dongliang Li, Jun He, and Lejun Yu, "Dynamic micro-expression recognition using knowledge distillation," *IEEE Transactions on Affective Computing*, 2020.
- [68] Ruicong Zhi, Hairui Xu, Ming Wan, and Tingting Li, "Combining 3d convolutional neural networks with transfer learning by supervised pre-training for facial micro-expression recognition," *IEICE Transactions on Information and Systems*, vol. 102, no. 5, pp. 1054–1064, 2019.
- [69] D.H. Kim, W. J. Baddar, and Y. M. Ro, "Micro-expression recognition with expression-state constrained spatio-temporal feature representations," in *Proceedings of the 24th ACM Int. Conf. on Multimedia*, 2016, pp. 382–386.
- [70] J. Li, Y. Wang, J. See, and W. Liu, "Micro-expression recognition based on 3d flow convolutional neural network," *Pattern Anal. and Applications*, pp. 1–9, 2018.
- [71] Sze-Teng Liong and KokSheik Wong, "Micro-expression recognition using apex frame with phase information," in *2017 Asia-Pacific Signal and Information Processing Association Annual Summit and Conference (APSIPA ASC)*. IEEE, 2017, pp. 534–537.
- [72] Jiateng Liu, Wenming Zheng, and Yuan Zong, "Sma-stn: Segmented movement-attending spatiotemporal network for micro-expression recognition," *arXiv preprint arXiv:2010.09342*, 2020.
- [73] Hakan Bilen, Basura Fernando, Efstratios Gavves, Andrea Vedaldi, and Stephen Gould, "Dynamic image networks for action recognition," in *Proceedings of the IEEE conference on computer vision and pattern recognition*, 2016, pp. 3034–3042.
- [74] Xuan Nie, Madhumita A Takalkar, Mengyang Duan, Haimin Zhang, and Min Xu, "Geme: Dual-stream multi-task gender-based micro-expression recognition," *Neurocomputing*, vol. 427, pp. 13–28, 2021.
- [75] Trang Thanh Quynh Le, Thuong-Khanh Tran, and Manjeet Rege, "Dynamic image for micro-expression recognition on region-based framework," in *2020 IEEE 21st International Conference on Information Reuse and Integration for Data Science (IRI)*. IEEE, 2020, pp. 75–81.
- [76] Monu Verma, Santosh Kumar Vipparthi, Girdhari Singh, and Subrahmanyam Murala, "Learnnet: Dynamic imaging network for micro expression recognition," *IEEE Transactions on Image Processing*, vol. 29, pp. 1618–1627, 2019.

- [77] Monu Verma, Santosh Kumar Vipparthi, and Girdhari Singh, "Non-linearities improve originet based on active imaging for micro expression recognition," in *2020 International Joint Conference on Neural Networks (IJCNN)*. IEEE, 2020, pp. 1–8.
- [78] Bruce D Lucas, "Generalized image matching by the method of differences," 1986.
- [79] Gunnar Farneback, "Two-frame motion estimation based on polynomial expansion," in *Scandinavian conference on Image analysis*. Springer, 2003, pp. 363–370.
- [80] L. Zhou, Q. Mao, and L. Xue, "Dual-inception network for cross-database micro-expression recognition," in *2019 14th IEEE Int. Conf. on Autom. Face & Gesture Recognit. (FG 2019)*. IEEE, 2019, pp. 1–5.
- [81] D. Alexey, F. Philipp, I. H. Philip, H. Caner, G. Vladimir, V. Patrick, C. Daniel, and B. Thomas, "Flownet: Learning optical flow with convolutional networks," in *Proc. IEEE Int. Conf. Comput. Vis*, 2015, pp. 2758–2766.
- [82] Eddy Ilg, Nikolaus Mayer, Tonmoy Saikia, Margret Keuper, Alexey Dosovitskiy, and Thomas Brox, "FlowNet 2.0: Evolution of optical flow estimation with deep networks," in *Proceedings of the IEEE conference on computer vision and pattern recognition*, 2017, pp. 2462–2470.
- [83] Tak-Wai Hui, Xiaou Tang, and Chen Change Loy, "LiteflowNet: A lightweight convolutional neural network for optical flow estimation," in *Proceedings of the IEEE conference on computer vision and pattern recognition*, 2018, pp. 8981–8989.
- [84] Nian Liu, Xinyu Liu, Zhihao Zhang, Xueming Xu, and Tong Chen, "Offset or onset frame: A multi-stream convolutional neural network with capsulenet module for micro-expression recognition," in *2020 5th International Conference on Intelligent Informatics and Biomedical Sciences (ICIIBMS)*. IEEE, 2020, pp. 236–240.
- [85] B. Song, K. Li, Y. Zong, J. Zhu, W. Zheng, J. Shi, and L. Zhao, "Recognizing spontaneous micro-expression using a three-stream convolutional neural network," *IEEE Access*, vol. 7, pp. 184537–184551, 2019.
- [86] Bo Sun, Siming Cao, Jun He, and Lejun Yu, "Two-stream attention-aware network for spontaneous micro-expression movement spotting," in *2019 IEEE 10th International Conference on Software Engineering and Service Science (ICSESS)*. IEEE, 2019, pp. 702–705.
- [87] Ankith Jain Rakesh Kumar and Bir Bhanu, "Micro-expression classification based on landmark relations with graph attention convolutional network," in *Proceedings of the IEEE/CVF Conference on Computer Vision and Pattern Recognition*, 2021, pp. 1511–1520.
- [88] K. He, X. Zhang, S. Ren, and J. Sun, "Deep residual learning for image recognition," in *Proceedings of the IEEE Conf. on Comput. Vis. and Pattern Recognit.*, 2016, pp. 770–778.
- [89] Jie Hu, Li Shen, and Gang Sun, "Squeeze-and-excitation networks," in *Proceedings of the IEEE conference on computer vision and pattern recognition*, 2018, pp. 7132–7141.
- [90] Christian Szegedy, Sergey Ioffe, Vincent Vanhoucke, and Alexander Alemi, "Inception-v4, inception-resnet and the impact of residual connections on learning," in *Proceedings of the AAAI Conference on Artificial Intelligence*, 2017, vol. 31.
- [91] Christian Szegedy, Wei Liu, Yangqing Jia, Pierre Sermanet, Scott Reed, Dragomir Anguelov, Dumitru Erhan, Vincent Vanhoucke, and Andrew Rabinovich, "Going deeper with convolutions," in *Proceedings of the IEEE conference on computer vision and pattern recognition*, 2015, pp. 1–9.
- [92] Monu Verma, Santosh Kumar Vipparthi, and Girdhari Singh, "Hinet: Hybrid inherited feature learning network for facial expression recognition," *IEEE Letters of the Computer Society*, vol. 2, no. 4, pp. 36–39, 2019.
- [93] Sara Sabour, Nicholas Frosst, and Geoffrey E Hinton, "Dynamic routing between capsules," *arXiv preprint arXiv:1710.09829*, 2017.
- [94] Boyu Chen, Zhihao Zhang, Nian Liu, Yang Tan, Xinyu Liu, and Tong Chen, "Spatiotemporal convolutional neural network with convolutional block attention module for micro-expression recognition," *Information*, vol. 11, no. 8, pp. 380, 2020.
- [95] Viswanatha Reddy Gajjala, Sai Prasanna Teja Reddy, Snehasis Mukherjee, and Shiv Ram Dubey, "Meranet: Facial micro-expression recognition using 3d residual attention network," *arXiv preprint arXiv:2012.04581*, 2020.
- [96] Yahui Wang, Huimin Ma, Xinpeng Xing, and Zeyu Pan, "Eulerian motion based 3dcnn architecture for facial micro-expression recognition," in *International Conference on Multimedia Modeling*. Springer, 2020, pp. 266–277.
- [97] Y.S. Gan, S.T. Liong, W.C. Yau, Y.C. Huang, and L.K. Tan, "Off-apexnet on micro-expression recognition system," *Signal Process.: Image Commun.*, vol. 74, pp. 129–139, 2019.
- [98] Huai-Qian Khor, John See, Sze-Teng Liong, Raphael CW Phan, and Weiyao Lin, "Dual-stream shallow networks for facial micro-expression recognition," in *2019 IEEE International Conference on Image Processing (ICIP)*. IEEE, 2019, pp. 36–40.
- [99] He Yan and Lei Li, "Micro-expression recognition using enriched two stream 3d convolutional network," in *Proceedings of the 4th International Conference on Computer Science and Application Engineering*, 2020, pp. 1–5.
- [100] Ke Li, Yuan Zong, Baolin Song, Jie Zhu, Jingang Shi, Wenming Zheng, and Li Zhao, "Three-stream convolutional neural network for micro-expression recognition," *Aust. J. Intell. Inf. Process. Syst.*, vol. 15, no. 3, pp. 41–48, 2019.
- [101] Jing Li, Yandan Wang, John See, and Wenbin Liu, "Micro-expression recognition based on 3d flow convolutional neural network," *Pattern Analysis and Applications*, vol. 22, no. 4, pp. 1331–1339, 2019.
- [102] Wenxiang She, Zhao Lv, Jianhua Tao, Mingyue Niu, et al., "Micro-expression recognition based on multiple aggregation networks," in *2020 Asia-Pacific Signal and Information Processing Association Annual Summit and Conference (APSIPA ASC)*. IEEE, 2020, pp. 1043–1047.
- [103] Lin Wang, Jingqian Jia, and Nannan Mao, "Micro-expression recognition based on 2d-3d cnn," in *2020 39th Chinese Control Conference (CCC)*. IEEE, 2020, pp. 3152–3157.
- [104] Min Peng, Chongyang Wang, Tao Bi, Yu Shi, Xiangdong Zhou, and Tong Chen, "A novel apex-time network for cross-dataset micro-expression recognition," in *2019 8th International Conference on Affective Computing and Intelligent Interaction (ACII)*. IEEE, 2019, pp. 1–6.
- [105] Jie Huang, XinRui Zhao, and LIMing Zheng, "Shcfnnet on micro-expression recognition system," in *2020 13th International Congress on Image and Signal Processing, BioMedical Engineering and Informatics (CISP-BMEI)*. IEEE, 2020, pp. 163–168.
- [106] S.T. Liong, Y.S. Gan, J. See, H. Khor, and Y. Huang, "Shallow triple stream three-dimensional cnn (ststnet) for micro-expression recognition," in *2019 14th IEEE Int. Conf. on Autom. Face & Gesture Recognit. (FG 2019)*. IEEE, 2019, pp. 1–5.
- [107] Chao Wu and Fan Guo, "Tsnn: Three-stream combining 2d and 3d convolutional neural network for micro-expression recognition," *IEEE Transactions on Electrical and Electronic Engineering*, vol. 16, no. 1, pp. 98–107, 2021.
- [108] Madhumita A Takalkar, Min Xu, and Zenon Chaczko, "Manifold feature integration for micro-expression recognition," *Multimedia Systems*, vol. 26, no. 5, pp. 535–551, 2020.
- [109] Chunlong Hu, Dengbiao Jiang, Haitao Zou, Xin Zuo, and Yucheng Shu, "Multi-task micro-expression recognition combining deep and handcrafted features," in *2018 24th International Conference on Pattern Recognition (ICPR)*. IEEE, 2018, pp. 946–951.
- [110] Hang Pan, Lun Xie, Zeping Lv, Juan Li, and Zhiliang Wang, "Hierarchical support vector machine for facial micro-expression recognition," *Multimedia Tools and Applications*, vol. 79, no. 41, pp. 31451–31465, 2020.
- [111] Sergiu Cosmin Nistor, "Multi-staged training of deep neural networks for micro-expression recognition," in *2020 IEEE 14th International Symposium on Applied Computational Intelligence and Informatics (SACI)*. IEEE, 2020, pp. 000029–000034.
- [112] Huai-Qian Khor, John See, Raphael Chung Wei Phan, and Weiyao Lin, "Enriched long-term recurrent convolutional network for facial micro-expression recognition," in *2018 13th IEEE International Conference on Automatic Face & Gesture Recognition (FG 2018)*. IEEE, 2018, pp. 667–674.
- [113] Mingyue Zhang, Zhaoxin Huan, and Lin Shang, "Micro-expression recognition using micro-variation boosted heat areas," in *Chinese Conference on Pattern Recognition and Computer Vision (PRCV)*. Springer, 2020, pp. 531–543.
- [114] Bing Yang, Jing Cheng, Yunxiang Yang, Bo Zhang, and Jianxin Li, "Merta: micro-expression recognition with ternary attentions," *Multimedia Tools and Applications*, pp. 1–16, 2019.
- [115] Mengjiong Bai and Roland Goecke, "Investigating lstm for micro-expression recognition," in *Companion Publication of the 2020 International Conference on Multimodal Interaction*, 2020, pp. 7–11.
- [116] Dong Yoon Choi and Byung Cheol Song, "Facial micro-expression recognition using two-dimensional landmark feature maps," *IEEE Access*, vol. 8, pp. 121549–121563, 2020.
- [117] Ruicong Zhi, Mengyi Liu, Hairui Xu, and Ming Wan, "Facial micro-expression recognition using enhanced temporal feature-wise model," in *Cyberspace Data and Intelligence, and Cyber-Living, Syndrome, and Health*, pp. 301–311. Springer, 2019.

- [118] Ling Lei, Jianfeng Li, Tong Chen, and Shigang Li, "A novel graph-tcn with a graph structured representation for micro-expression recognition," in *Proceedings of the 28th ACM International Conference on Multimedia*, 2020, pp. 2237–2245.
- [119] Ling Lo, Hong-Xia Xie, Hong-Han Shuai, and Wen-Huang Cheng, "Mer-gcn: Micro-expression recognition based on relation modeling with graph convolutional networks," in *2020 IEEE Conference on Multimedia Information Processing and Retrieval (MIPR)*. IEEE, 2020, pp. 79–84.
- [120] Ling Zhou, Qirong Mao, and Ming Dong, "Objective class-based micro-expression recognition through simultaneous action unit detection and feature aggregation," *arXiv preprint arXiv:2012.13148*, 2020.
- [121] R. Hadsell, S. Chopra, and Y. LeCun, "Dimensionality reduction by learning an invariant mapping," in *IEEE Comput. Society Conf. on Comput. Vis. and Pattern Recognit.* IEEE, 2006, vol. 2, pp. 1735–1742.
- [122] Florian Schroff, Dmitry Kalenichenko, and James Philbin, "Facenet: A unified embedding for face recognition and clustering," in *Proceedings of the IEEE conference on computer vision and pattern recognition*, 2015, pp. 815–823.
- [123] Weiyang Liu, Yandong Wen, Zhiding Yu, and Meng Yang, "Large-margin softmax loss for convolutional neural networks," in *ICML*, 2016, vol. 2, p. 7.
- [124] Jiankang Deng, Jia Guo, Niannan Xue, and Stefanos Zafeiriou, "Arcface: Additive angular margin loss for deep face recognition," in *Proceedings of the IEEE/CVF Conference on Computer Vision and Pattern Recognition*, 2019, pp. 4690–4699.
- [125] Hao Wang, Yitong Wang, Zheng Zhou, Xing Ji, Dihong Gong, Jingchao Zhou, Zhifeng Li, and Wei Liu, "Cosface: Large margin cosine loss for deep face recognition," in *Proceedings of the IEEE conference on computer vision and pattern recognition*, 2018, pp. 5265–5274.
- [126] Tsung-Yi Lin, Priya Goyal, Ross Girshick, Kaiming He, and Piotr Dollár, "Focal loss for dense object detection," in *Proceedings of the IEEE international conference on computer vision*, 2017, pp. 2980–2988.
- [127] Qiuyu Li, Shu Zhan, Liangfeng Xu, and Congzhong Wu, "Facial micro-expression recognition based on the fusion of deep learning and enhanced optical flow," *Multimedia Tools and Applications*, vol. 78, no. 20, pp. 29307–29322, 2019.
- [128] Geoffrey Hinton, Oriol Vinyals, and Jeff Dean, "Distilling the knowledge in a neural network," *arXiv preprint arXiv:1503.02531*, 2015.
- [129] Nikos Komodakis and Sergey Zagoruyko, "Paying more attention to attention: improving the performance of convolutional neural networks via attention transfer," in *ICLR*, 2017.
- [130] Yuchi Liu, Heming Du, Liang Zheng, and Tom Gedeon, "A neural micro-expression recognizer," in *2019 14th IEEE Int. Conf. on Autom. Face & Gesture Recognit. (FG 2019)*. IEEE, 2019, pp. 1–4.
- [131] Ling Zhou, Qirong Mao, and Luoyang Xue, "Cross-database micro-expression recognition: a style aggregated and attention transfer approach," in *2019 IEEE International Conference on Multimedia & Expo Workshops (ICMEW)*. IEEE, 2019, pp. 102–107.
- [132] Bin Xia, Weikang Wang, Shangfei Wang, and Enhong Chen, "Learning from macro-expression: a micro-expression recognition framework," in *Proceedings of the 28th ACM International Conference on Multimedia*, 2020, pp. 2936–2944.
- [133] Albert Ali Salah, Nicu Sebe, and Theo Gevers, "Communication and automatic interpretation of affect from facial expressions," in *Affective Computing and Interaction: Psychological, Cognitive and Neuroscientific Perspectives*, pp. 157–183. IGI Global, 2011.
- [134] Evangelos Sariyanidi, Hatice Gunes, and Andrea Cavallaro, "Robust registration of dynamic facial sequences," *IEEE Transactions on Image Processing*, vol. 26, no. 4, pp. 1708–1722, 2016.
- [135] Anh Cat Le Ngo, Alan Johnston, Raphael C-W Phan, and John See, "Micro-expression motion magnification: Global lagrangian vs. local eulerian approaches," in *2018 13th IEEE international conference on automatic face & gesture recognition (FG 2018)*. IEEE, 2018, pp. 650–656.
- [136] Erika L Rosenberg and Paul Ekman, *What the face reveals: Basic and applied studies of spontaneous expression using the facial action coding system (FACS)*. Oxford University Press, 2020.
- [137] X. Huang, G. Zhao, W. Zheng, and M. Pietikäinen, "Towards a dynamic expression recognition system under facial occlusion," *Pattern Recognit. Letters*, vol. 33, no. 16, pp. 2181–2191, 2012.
- [138] ST. Liong, J. See, K. Wong, and R.CW. Phan, "Automatic micro-expression recognition from long video using a single spotted apex," in *Proc. IEEE Asian Conf. Comput. Vis.* Springer, 2016, pp. 345–360.
- [139] Su-Jing Wang, Shuhang Wu, and Xiaolan Fu, "A main directional maximal difference analysis for spotting micro-expressions," in *Asian conference on computer vision*. Springer, 2016, pp. 449–461.
- [140] Z. Xia, X. Hong, X. Gao, X. Feng, and G. Zhao, "Spatiotemporal recurrent convolutional networks for recognizing spontaneous micro-expressions," *IEEE Trans. Multimedia*, vol. PP, pp. 1–1, 2019.
- [141] Jingting Li, Catherine Soladie, and Renaud Segui, "Ltp-ml: Micro-expression detection by recognition of local temporal pattern of facial movements," in *2018 13th IEEE international conference on automatic face & gesture recognition (FG 2018)*. IEEE, 2018, pp. 634–641.
- [142] S. Huang, W. Gao, and Z. Zhou, "Fast multi-instance multi-label learning," *IEEE Transact. Pattern Anal. Mach. Intell.*, vol. PP, pp. 1–1, 2018.
- [143] Sze-Teng Liong, YS Gan, Danna Zheng, Shu-Meng Li, Hao-Xuan Xu, Han-Zhe Zhang, Ran-Ke Lyu, and Kun-Hong Liu, "Evaluation of the spatio-temporal features and gan for micro-expression recognition system," *Journal of Signal Processing Systems*, pp. 1–21, 2020.
- [144] S.-J. Wang et al., "Micro-expression recognition using color spaces," *IEEE Trans. Image Process.*, vol. 24, no. 12, pp. 6034–6047, 2015.
- [145] W. J. Yan, S. J. Wang, Y. H. Chen, G. Zhao, and X. Fu, "Quantifying micro-expressions with constraint local model and local binary pattern," in *Proc. IEEE Eur. Conf. Comput. Vis.* Springer, 2014, pp. 296–305.
- [146] Veena Mayya, Radhika M Pai, and MM Manohara Pai, "Combining temporal interpolation and dcnn for faster recognition of micro-expressions in video sequences," in *2016 International Conference on Advances in Computing, Communications and Informatics (ICACCI)*. IEEE, 2016, pp. 699–703.
- [147] Shuiwang Ji, Wei Xu, Ming Yang, and Kai Yu, "3d convolutional neural networks for human action recognition," *IEEE transactions on pattern analysis and machine intelligence*, vol. 35, no. 1, pp. 221–231, 2012.
- [148] Larry R Medsker and LC Jain, "Recurrent neural networks," *Design and Applications*, vol. 5, 2001.
- [149] Amin Ullah, Jamil Ahmad, Khan Muhammad, Muhammad Sajjad, and Sung Wook Baik, "Action recognition in video sequences using deep bi-directional lstm with cnn features," *IEEE access*, vol. 6, pp. 1155–1166, 2017.
- [150] Hao Yang, Chunfeng Yuan, Bing Li, Yang Du, Junliang Xing, Weiming Hu, and Stephen J Maybank, "Asymmetric 3d convolutional neural networks for action recognition," *Pattern recognition*, vol. 85, pp. 1–12, 2019.
- [151] ST. Liong, J. See, K. S. Wong, and R. C. W. Phan, "Less is more: Micro-expression recognition from video using apex frame," *Signal Process.: Image Commun.*, vol. 62, pp. 82–92, 2018.
- [152] Hakan Bilen, Basura Fernando, Efstratios Gavves, and Andrea Vedaldi, "Action recognition with dynamic image networks," *IEEE transactions on pattern analysis and machine intelligence*, vol. 40, no. 12, pp. 2799–2813, 2017.
- [153] John L Barron, David J Fleet, and Steven S Beauchemin, "Performance of optical flow techniques," *International journal of computer vision*, vol. 12, no. 1, pp. 43–77, 1994.
- [154] Benjamin Allaert, Isaac Ronald Ward, Ioan Marius Bilasco, Chaabane Djeraba, and Mohammed Bennamoun, "Optical flow techniques for facial expression analysis: Performance evaluation and improvements," *arXiv preprint arXiv:1904.11592*, 2019.
- [155] Delphine Poux, Benjamin Allaert, Nacim Ihaddadene, Ioan Marius Bilasco, Chaabane Djeraba, and Mohammed Bennamoun, "Dynamic facial expression recognition under partial occlusion with optical flow reconstruction," *arXiv preprint arXiv:2012.13217*, 2020.
- [156] Benjamin Allaert, Ioan Marius Bilasco, and Chaabane Djeraba, "Micro and macro facial expression recognition using advanced local motion patterns," *IEEE Transactions on Affective Computing*, 2019.
- [157] Yong-Jin Liu, Bing-Jun Li, and Yu-Kun Lai, "Sparse mdmo: Learning a discriminative feature for spontaneous micro-expression recognition," *IEEE Transactions on Affective Computing*, 2018.
- [158] Songfan Yang, Le An, Yinjie Lei, Mingyang Li, Ninad Thakoor, Bir Bhanu, and Yiguang Liu, "A dense flow-based framework for real-time object registration under compound motion," *Pattern Recognition*, vol. 63, pp. 279–290, 2017.
- [159] Delphine Poux, Benjamin Allaert, Jose Mennesson, Nacim Ihaddadene, Ioan Marius Bilasco, and Chaabane Djeraba, "Facial expressions analysis under occlusions based on specificities of facial motion propagation," *Multimedia Tools and Applications*, pp. 1–23, 2020.
- [160] Berthold KP Horn and Brian G Schunck, "Determining optical flow," *Artificial intelligence*, vol. 17, no. 1-3, pp. 185–203, 1981.

- [161] Tobias Senst, Volker Eiselein, and Thomas Sikora, "Robust local optical flow for feature tracking," *IEEE Transactions on Circuits and Systems for Video Technology*, vol. 22, no. 9, pp. 1377–1387, 2012.
- [162] Andreas Wedel, Thomas Pock, Christopher Zach, Horst Bischof, and Daniel Cremers, "An improved algorithm for tv-l1 optical flow," in *Statistical and geometrical approaches to visual motion analysis*, pp. 23–45. Springer, 2009.
- [163] Thomas Brox and Jitendra Malik, "Large displacement optical flow: descriptor matching in variational motion estimation," *IEEE transactions on pattern analysis and machine intelligence*, vol. 33, no. 3, pp. 500–513, 2010.
- [164] Philippe Weinzaepfel, Jerome Revaud, Zaid Harchaoui, and Cordelia Schmid, "Deepflow: Large displacement optical flow with deep matching," in *Proceedings of the IEEE international conference on computer vision*, 2013, pp. 1385–1392.
- [165] Deqing Sun, Xiaodong Yang, Ming-Yu Liu, and Jan Kautz, "Pwc-net: Cnns for optical flow using pyramid, warping, and cost volume," in *Proceedings of the IEEE conference on computer vision and pattern recognition*, 2018, pp. 8934–8943.
- [166] Junhwa Hur and Stefan Roth, "Iterative residual refinement for joint optical flow and occlusion estimation," in *Proceedings of the IEEE/CVF Conference on Computer Vision and Pattern Recognition*, 2019, pp. 5754–5763.
- [167] Reda Belaiche, Yu Liu, Cyrille Migniot, Dominique Ginjac, and Fan Yang, "Cost-effective cnns for real-time micro-expression recognition," *Applied Sciences*, vol. 10, no. 14, pp. 4959, 2020.
- [168] Preksha Pareek and Ankit Thakkar, "A survey on video-based human action recognition: recent updates, datasets, challenges, and applications," *Artificial Intelligence Review*, vol. 54, no. 3, pp. 2259–2322, 2021.
- [169] Shan Li and Weihong Deng, "Deep facial expression recognition: A survey," *IEEE Transactions on Affective Computing* (2020), 2020.
- [170] Kensho Hara, Hirokatsu Kataoka, and Yutaka Satoh, "Can spatiotemporal 3d cnns retrace the history of 2d cnns and imagenet?," in *Proceedings of the IEEE conference on Computer Vision and Pattern Recognition*, 2018, pp. 6546–6555.
- [171] Dong-Chul Park, Chung Nguyen Tran, and Yunsik Lee, "Multiscale bilinear recurrent neural networks and their application to the long-term prediction of network traffic," in *International Symposium on Neural Networks*. Springer, 2006, pp. 196–201.
- [172] Alex Krizhevsky, Ilya Sutskever, and Geoffrey E Hinton, "Imagenet classification with deep convolutional neural networks," *Advances in neural information processing systems*, vol. 25, pp. 1097–1105, 2012.
- [173] Karen Simonyan and Andrew Zisserman, "Very deep convolutional networks for large-scale image recognition," *arXiv preprint arXiv:1409.1556*, 2014.
- [174] Saining Xie, Ross Girshick, Piotr Dollár, Zhuowen Tu, and Kaiming He, "Aggregated residual transformations for deep neural networks," in *Proceedings of the IEEE conference on computer vision and pattern recognition*, 2017, pp. 1492–1500.
- [175] Zifeng Wu, Chunhua Shen, and Anton Van Den Hengel, "Wider or deeper: Revisiting the resnet model for visual recognition," *Pattern Recognition*, vol. 90, pp. 119–133, 2019.
- [176] Mohamed Loey, Gunasekaran Manogaran, Mohamed Hamed N Taha, and Nour Eldeen M Khalifa, "Fighting against covid-19: A novel deep learning model based on yolo-v2 with resnet-50 for medical face mask detection," *Sustainable Cities and Society*, vol. 65, pp. 102600, 2021.
- [177] Kai-jian Xia, Hong-sheng Yin, and Yu-dong Zhang, "Deep semantic segmentation of kidney and space-occupying lesion area based on scnn and resnet models combined with sift-flow algorithm," *Journal of medical systems*, vol. 43, no. 1, pp. 1–12, 2019.
- [178] Jiebin Wen, Wenzhong Yang, LieJun Wang, Wenyu Wei, Sixiang Tan, and Yongzhi Wu, "Cross-database micro expression recognition based on apex frame optical flow and multi-head self-attention," in *International Symposium on Parallel Architectures, Algorithms and Programming*. Springer, 2020, pp. 128–139.
- [179] Zhenyi Lai, Renhe Chen, Jinlu Jia, and Yurong Qian, "Real-time micro-expression recognition based on resnet and atrous convolutions," *Journal of Ambient Intelligence and Humanized Computing*, pp. 1–12, 2020.
- [180] Gnanaprakasam Chinnappa and Manoj Kumar Rajagopal, "Residual attention network for deep face recognition using micro-expression image analysis," *Journal of Ambient Intelligence and Humanized Computing*, pp. 1–14, 2021.
- [181] Wei Li, Farnaz Abtahi, and Zhigang Zhu, "Action unit detection with region adaptation, multi-labeling learning and optimal temporal fusing," in *Proceedings of the IEEE Conference on Computer Vision and Pattern Recognition*, 2017, pp. 1841–1850.
- [182] Zhaoqiang Xia, Wei Peng, Huai-Qian Khor, Xiaoyi Feng, and Guoying Zhao, "Revealing the invisible with model and data shrinking for composite-database micro-expression recognition," *IEEE Transactions on Image Processing*, vol. 29, pp. 8590–8605, 2020.
- [183] Dinesh Acharya, Zhiwu Huang, Danda Pani Paudel, and Luc Van Gool, "Covariance pooling for facial expression recognition," in *Proceedings of the IEEE Conference on Computer Vision and Pattern Recognition Workshops*, 2018, pp. 367–374.
- [184] Madhumita A Takalkar, Selvarajah Thuseethan, Sutharshan Rajasegarar, Zenon Chaczko, Min Xu, and John Yearwood, "Lgattnet: Automatic micro-expression detection using dual-stream local and global attentions," *Knowledge-Based Systems*, vol. 212, pp. 106566, 2021.
- [185] Mengjiong Bai, "Detection of micro-expression recognition based on spatio-temporal modelling and spatial attention," in *Proceedings of the 2020 International Conference on Multimodal Interaction*, 2020, pp. 703–707.
- [186] Mohammad Farukh Hashmi, B Ashish, Vivek Sharma, Avinash G Keskar, Neeraj Dhanraj Bokde, Jin Hee Yoon, and Zong Woo Geem, "Larnet: Real-time detection of facial micro expression using lossless attention residual network," *Sensors*, vol. 21, no. 4, pp. 1098, 2021.
- [187] Xiaolong Wang, Ross Girshick, Abhinav Gupta, and Kaiming He, "Non-local neural networks," in *Proceedings of the IEEE conference on computer vision and pattern recognition*, 2018, pp. 7794–7803.
- [188] L. Yao, X. Xiao, R. Cao, F. Chen, and T. Chen, "Three stream 3d cnn with se block for micro-expression recognition," in *2020 International Conference on Computer Engineering and Application (ICCEA)*, 2020, pp. 439–443.
- [189] Xinyu Li, Guangshun Wei, Jie Wang, and Yuanfeng Zhou, "Multi-scale joint feature network for micro-expression recognition," *Computational Visual Media*, pp. 1–11, 2021.
- [190] YS Gan and Sze-Teng Liong, "Bi-directional vectors from apex in cnn for micro-expression recognition," in *2018 IEEE 3rd International Conference on Image, Vision and Computing (ICIVC)*. IEEE, 2018, pp. 168–172.
- [191] Omkar M. Parkhi, Andrea Vedaldi, and Andrew Zisserman, "Deep face recognition," in *British Machine Vision Conference*, 2015.
- [192] Jianfeng Wang, Ye Yuan, and Gang Yu, "Face attention network: An effective face detector for the occluded faces," *arXiv preprint arXiv:1711.07246*, 2017.
- [193] Shuo Yang, Ping Luo, Chen-Change Loy, and Xiaoou Tang, "Wider face: A face detection benchmark," in *Proceedings of the IEEE conference on computer vision and pattern recognition*, 2016, pp. 5525–5533.
- [194] Jinming Liu, Ke Li, Baolin Song, and Li Zhao, "A multi-stream convolutional neural network for micro-expression recognition using optical flow and evm," *arXiv preprint arXiv:2011.03756*, 2020.
- [195] Monu Verma, Santosh Kumar Vipparthi, and Girdhari Singh, "Affectivenet: Affective-motion feature learning for micro expression recognition," *IEEE MultiMedia*, 2020.
- [196] Min Peng, Chongyang Wang, Yuan Gao, Tao Bi, Tong Chen, Yu Shi, and Xiang-Dong Zhou, "Recognizing micro-expression in video clip with adaptive key-frame mining," *arXiv preprint arXiv:2009.09179*, 2020.
- [197] Junyoung Chung, Caglar Gulcehre, KyungHyun Cho, and Yoshua Bengio, "Empirical evaluation of gated recurrent neural networks on sequence modeling," *arXiv preprint arXiv:1412.3555*, 2014.
- [198] Ziwei Zhang, Peng Cui, and Wenwu Zhu, "Deep learning on graphs: A survey," *IEEE Transactions on Knowledge and Data Engineering*, 2020.
- [199] Shaojie Bai, J Zico Kolter, and Vladlen Koltun, "An empirical evaluation of generic convolutional and recurrent networks for sequence modeling," *arXiv preprint arXiv:1803.01271*, 2018.
- [200] Douglas M Kline and Victor L Berardi, "Revisiting squared-error and cross-entropy functions for training neural network classifiers," *Neural Computing & Applications*, vol. 14, no. 4, pp. 310–318, 2005.
- [201] Y. Wen, K. Zhang, Z. Li, and Y. Qiao, "A discriminative feature learning approach for deep face recognition," in *Proc. Eur. Conf. Comput. Vis.* Springer, 2016, pp. 499–515.
- [202] SD Lalitha and KK Thyagarajan, "Micro-facial expression recognition based on deep-rooted learning algorithm," *arXiv preprint arXiv:2009.05778*, 2020.
- [203] Yu Zhang and Qiang Yang, "A survey on multi-task learning," *IEEE Transactions on Knowledge and Data Engineering*, 2021.

- [204] D. Patel, X. Hong, and G. Zhao, "Selective deep features for micro-expression recognition," in *Proc. IEEE Int. Conf. Pattern Recognit.*, 2017, pp. 2258–2263.
- [205] Min Peng, Zhan Wu, Zhihao Zhang, and Tong Chen, "From macro to micro expression recognition: Deep learning on small datasets using transfer learning," in *2018 13th IEEE International Conference on Automatic Face & Gesture Recognition (FG 2018)*. IEEE, 2018, pp. 657–661.
- [206] Madhumita A Takalkar and Min Xu, "Image based facial micro-expression recognition using deep learning on small datasets," in *2017 international conference on digital image computing: techniques and applications (DICTA)*. IEEE, 2017, pp. 1–7.
- [207] Ian J Goodfellow, Dumitru Erhan, Pierre Luc Carrier, Aaron Courville, Mehdi Mirza, Ben Hamner, Will Cukierski, Yichuan Tang, David Thaler, Dong-Hyun Lee, et al., "Challenges in representation learning: A report on three machine learning contests," in *International conference on neural information processing*. Springer, 2013, pp. 117–124.
- [208] Guoying Zhao, Xiaohua Huang, Matti Taini, Stan Z Li, and Matti Pietikäinen, "Facial expression recognition from near-infrared videos," *Image and Vision Computing*, vol. 29, no. 9, pp. 607–619, 2011.
- [209] P. Lucey, J. F. Cohn, T. Kanade, J. Saragih, Z. Ambadar, and I. Matthews, "The extended cohn-kanade dataset (ck+): A complete dataset for action unit and emotion-specified expression," in *2010 IEEE comput. society conf. on comput. vis. and pattern recognit. workshops*. IEEE, 2010, pp. 94–101.
- [210] P. Ekman and W.V. Friesen, "Nonverbal leakage and clues to deception," *Study Interpers*, vol. 32, pp. 88–106, 1969.
- [211] Shichuan Du, Yong Tao, and Aleix M Martinez, "Compound facial expressions of emotion," *Proceedings of the National Academy of Sciences*, vol. 111, no. 15, pp. E1454–E1462, 2014.
- [212] Shichuan Du and Aleix M Martinez, "Compound facial expressions of emotion: from basic research to clinical applications," *Dialogues in clinical neuroscience*, vol. 17, no. 4, pp. 443, 2015.
- [213] Haoyu Chen, Xin Liu, Xiaobai Li, Henglin Shi, and Guoying Zhao, "Analyze spontaneous gestures for emotional stress state recognition: A micro-gesture dataset and analysis with deep learning," in *2019 14th IEEE International Conference on Automatic Face & Gesture Recognition (FG 2019)*. IEEE, 2019, pp. 1–8.