

Depth-efficient proofs of quantumness

Zhenning Liu* and Alexandru Gheorghiu†

ETH Zürich

Abstract

A proof of quantumness is a type of challenge-response protocol in which a classical verifier can efficiently certify the *quantum advantage* of an untrusted prover. That is, a quantum prover can correctly answer the verifier’s challenges and be accepted, while any polynomial-time classical prover will be rejected with high probability, based on plausible computational assumptions. To answer the verifier’s challenges, existing proofs of quantumness typically require the quantum prover to perform a combination of polynomial-size quantum circuits and measurements.

In this paper, we show that *all* existing proofs of quantumness can be modified so that the prover need only perform *constant-depth quantum circuits* (and measurements) together with log-depth classical computation. We thus obtain depth-efficient proofs of quantumness whose soundness can be based on the same assumptions as existing schemes (factoring, discrete logarithm, learning with errors or ring learning with errors).

1 Introduction

Quantum computation currently occupies the noisy intermediate-scale (NISQ) regime [Pre18]. This means that existing devices have a relatively small number of qubits (on the order of 100), perform operations that are subject to noise and are not able to operate fault-tolerantly. As a result, these devices are limited to running quantum circuits of small depth. Despite these limitations, there have been two demonstrations of *quantum computational advantage* [AAB⁺19, ZWD⁺20]. Both cases involved running quantum circuits whose results cannot be *efficiently* reproduced by classical computers, based on plausible complexity-theoretic assumptions [AA11, HM17, BFN⁺19]. Indeed, with the best known classical simulations it takes several days of supercomputing power to match the results of the quantum devices, which required only a few minutes to produce [HZN⁺20].

These milestone results illustrate the impressive capabilities of existing quantum devices and highlight the potential of quantum computation in the near future. Yet, one major challenge still remains: how do we know whether the results from the quantum devices are indeed correct? For the existing demonstrations of quantum advantage, verification is achieved using various statistical tests on the output samples from the quantum devices [AAB⁺19, BIS⁺18, ZWD⁺20]. However, performing these tests either involves an exponential-time classical computation or there is no formal guarantee that an efficient classical adversary cannot *spoof* the results of the test [AG19, PR21].

The question of whether quantum computations can be verified efficiently by a classical computer was answered in the affirmative in a breakthrough result of Mahadev [Mah18]. Specifically, Mahadev gave a protocol that allows a polynomial-time classical *verifier* to delegate an arbitrary polynomial-time quantum computation to a *prover* and certify the correctness of the prover’s responses. The verifier sends various challenges to the prover and the protocol guarantees that only a prover that performed the quantum computation correctly will succeed in these challenges, with high probability. Importantly, this protocol works assuming the *learning with errors* (LWE) problem is intractable for polynomial-time quantum algorithms [Reg09]. The intractability assumption allows for the construction of *trapdoor claw-free functions* (TCFs), a type of collision-resistant hash function, which form the basis of Mahadev’s verification protocol [Mah18, BCM⁺18]. In essence, for the prover to correctly answer the verifier’s challenges, one of the things it is required to do is evaluate these functions in

*Email: zhenliu@ethz.ch

†Email: agheorghiu@ethz.ch

superposition. With the trapdoor, the verifier is able to check whether the prover performed this evaluation correctly. Additional checks are required for the verifier to delegate and verify any quantum computation, but the main ingredient is the *coherent evaluation of TCFs*.

A number of followup results also made use of TCFs in this way, allowing for the efficient certification of randomness generation [BCM⁺18], remote quantum state preparation [GV19, CCKW19, MV21], device-independent cryptography [MDCAF20], zero-knowledge [VZ20] and others [ACGH20, CCY20, KNY20, HMNY21]. Since all of these protocols require the quantum prover to coherently evaluate the TCFs, which are polynomial-depth classical circuits, the prover must have the ability to perform polynomial-depth quantum circuits.

More recent results have improved upon previous constructions by either reducing the amount of communication between the verifier and the prover [ACGH20, CCY20], reducing both communication and circuit complexity at the expense of having stronger computational assumptions [BKVV20] or reducing circuit complexity and relaxing computational assumptions at the expense of more interaction [KMCVY21]. The latter two results are known as *proof of quantumness* protocols. These are protocols in which the goal isn't to verify a specific quantum computation, but to demonstrate that the prover has the capability of performing classically intractable quantum computations. In essence, it is an efficient test of quantum advantage — *a quantum device can pass the verifier's challenges with high probability, but no polynomial-time classical algorithm can*. Much like the verification protocol of Mahadev, these proofs of quantumness require the prover to perform polynomial-depth quantum computations (to evaluate the TCFs). As such, they are not well suited for certifying quantum advantage on NISQ devices.

It is thus the case that, on the one hand, we have statistical tests of quantum advantage that are suitable for NISQ computations but which either require exponential runtime or do not provide formal guarantees of verifiability. On the other hand, we have protocols for the verification of arbitrary quantum computations, based on plausible computational assumptions, but that are not suitable for NISQ devices, as they require running deep quantum circuits. Is it possible to bridge the gap between the two approaches? That is what we aim to do in our work by reducing the depth requirements in TCF-based proofs of quantumness. Specifically, we show that in all such protocols, the prover's evaluation can be performed in *constant quantum depth* and logarithmic classical depth. For the purposes of certifying quantum advantage, this leads to highly depth-efficient proofs of quantumness.

1.1 Proofs of quantumness

To explain our approach, we first need to give a more detailed overview of TCF-based proof of quantumness protocols. As the name suggests, the starting point is trapdoor claw-free functions. A TCF, denoted as f , is a type of one-way function — a function that can be evaluated efficiently (in polynomial time) but which is intractable to invert. The function also has an associated trapdoor which, when known, allows for efficiently inverting $f(x)$, for any x . Finally, “claw-free” means that, without knowledge of the trapdoor, it should be intractable to find a pair of preimages, x_0, x_1 , such that $f(x_0) = f(x_1)$. Such a pair is known as a *claw*¹.

For many of the protocols developed so far, an additional property is required known as the *adaptive hardcore bit property*, first introduced in [BCM⁺18]. Intuitively, this says that for any x_0 it should be computationally intractable to find even a single bit of x_1 , whenever $f(x_0) = f(x_1)$. As was shown in [KMCVY21], this property is not required for a proof of quantumness protocol, provided one adds an additional round of interaction in the protocol, as will become clear. We will refer to TCFs having the adaptive hardcore bit property as *strong TCFs*. More formally, for some $\lambda > 0$, known as the *security parameter*, a strong TCF, f , is a 2-to-1 function which satisfies the following properties:

1. **Efficient generation.** There is a $\text{poly}(\lambda)$ -time algorithm that can generate a description of f as well as a trapdoor, $t \in \{0, 1\}^{\text{poly}(\lambda)}$.
2. **Efficient evaluation.** There is a $\text{poly}(\lambda)$ -time algorithm for computing $f(x)$, for any $x \in \{0, 1\}^\lambda$.
3. **Hard to invert.** Any $\text{poly}(\lambda)$ -time algorithm has *negligible*² probability to invert $y = f(x)$, for x chosen uniformly at random from $\{0, 1\}^\lambda$.

¹The function is assumed to be 2-to-1, so that there are exactly two preimages corresponding to any given image.

²We say that a function $\mu(\lambda)$ is negligible if $\lim_{\lambda \rightarrow \infty} \frac{p(\lambda)}{\mu(\lambda)} = 0$, for any polynomial $p(\lambda)$.

4. **Trapdoor.** There is a $\text{poly}(\lambda)$ -time algorithm that, given the trapdoor t , can invert $y = f(x)$, for any $x \in \{0, 1\}^\lambda$.
5. **Claw-free.** Any $\text{poly}(\lambda)$ -time algorithm has negligible probability to find (y, x_0, x_1) , such that $y = f(x_0) = f(x_1)$, $x_0 \neq x_1$.
6. **Adaptive hardcore bit.** Any $\text{poly}(\lambda)$ -time algorithm succeeds with probability negligibly close to $1/2$ in producing a tuple (y, x_b, d) , with $b \in \{0, 1\}$, such that

$$y = f(x_0) = f(x_1), \quad d \cdot (x_0 \oplus x_1) = 0.$$

Without the requirement of an adaptive hardcore bit, we recover the definition of an ordinary or regular TCF. Note that all $\text{poly}(\lambda)$ -time algorithms mentioned above can be assumed to be classical algorithms.

We now outline the proof of quantumness protocol introduced in [BCM⁺18]. The classical verifier fixes a security parameter $\lambda > 0$ and generates a strong TCF, f , together with a trapdoor t . It then sends f to the prover. The prover is instructed to create the state

$$\frac{1}{2^{\lambda/2}} \sum_{(b,x) \in \{0,1\} \times \{0,1\}^{\lambda-1}} |b, x\rangle |f(b, x)\rangle \quad (1)$$

and measure the second register, obtaining the result y . Note here that the input to the function was partitioned into the bit b and the string x , of length $\lambda - 1$. The string y is sent to the verifier, while the prover keeps the state in the first register,

$$\frac{1}{\sqrt{2}} (|0, x_0\rangle + |1, x_1\rangle)$$

with $f(0, x_0) = f(1, x_1) = y$. The string y essentially *commits* the prover to its leftover quantum state.

The verifier will now instruct the prover to measure this state in either the computational basis, referred to as the *preimage test* or the Hadamard basis, referred to as the *equation test*, and report the result. For the preimage test, the verifier simply checks whether the reported (b, x_b) of the prover satisfies $f(b, x_b) = y$. For the equation test, the prover will report $(b', d) \in \{0, 1\} \times \{0, 1\}^{\lambda-1}$ and the verifier checks whether

$$d \cdot (x_0 \oplus x_1) = b'. \quad (2)$$

In this case, the verifier has to use the trapdoor to recover both x_0 and x_1 from y in order to compute Equation 2.

It is clear that a quantum device can always succeed in this protocol by following the steps outlined above. However, the properties of the strong TCF make it so that no polynomial-time classical algorithm can succeed with high probability. At a high level, the reason for this is the following. Suppose a classical polynomial-time algorithm, \mathcal{A} , always succeeds in both the preimage test and the equation test. First, run \mathcal{A} in order to produce the string y . Then, perform the preimage test with \mathcal{A} , resulting in (b, x_b) , such that $f(b, x_b) = y$. Since \mathcal{A} is a classical algorithm, it can be *rewound* to the point immediately after reporting y and now instructed to perform the equation test. This will result in the tuple (b', d) such that $d \cdot (x_0 \oplus x_1) = b'$. Importantly, $f(0, x_0) = f(1, x_1) = y$. We therefore have an efficient classical algorithm that yields both a hardcore bit for a claw as well as one of the preimages in the claw. As this contradicts the adaptive hardcore bit property, no such algorithm can exist.

As explained in [KMCVY21, BKVV20, ZNR⁺21], the above argument can be made robust so that the success probabilities of any polynomial-time classical strategy in the two tests satisfy the relation

$$p_{pre} + 2p_{eq} - 2 \leq \text{negl}(\lambda) \quad (3)$$

where p_{pre} denotes the success probability in the preimage test, p_{eq} is the success probability in the equation test and $\text{negl}(\lambda)$ is a negligible function in the security parameter λ .

The protocol described above crucially relies on the adaptive hardcore bit property to achieve *soundness* against classical polynomial-time algorithms. Thus far, this property has only been shown for TCFs constructed from LWE [BCM⁺18].

Is it possible to construct proof of quantumness protocols based on other computational assumptions than the classical intractability of *LWE*? Yes, in fact it is not difficult to see that simple proofs of quantumness can be based on the classical intractability of *factoring* or the *discrete logarithm problem* (DLP): ask the prover to solve multiple instances of these problems using Shor’s algorithm [Sho94]. Since their solutions can be classically verified efficiently and since the problems are assumed to be classically intractable, this immediately yields a proof of quantumness. The issue with doing this is that the prover has to run large instances of Shor’s algorithm, which would require a fault-tolerant quantum computer [GE21]. Instead, as was show in [KMCVY21], one can construct proofs of quantumness based on factoring or DLP, in which the prover can implement smaller circuits than those required for Shor’s algorithm. Such protocols would then be more amenable to experimental implementation on near-term devices.

Let us briefly outline the approach in [KMCVY21]. The idea is to consider TCFs that need not satisfy the adaptive hardcore bit property. Such TCFs can be constructed from more varied computational assumptions than *LWE*, including factoring, DLP or the ring-*LWE* problem [LPR10]. All of these are generally considered to be *standard computational assumptions*. Having such a TCF, the protocol then proceeds in the same way as the one outlined above: the verifier requests that the prover prepare the state in 1, measure the function register obtaining the string y and then send it to the verifier. The prover will be left with the state from 1. As before, the verifier will then instruct the prover to perform either a preimage test or an equation test. The preimage test is unchanged: the prover is asked to measure the state from 1 in the computational basis and report back the result.

For the equation test, however, the verifier will first sample a random string $v \in \{0, 1\}^\lambda$ and send it to the prover. The prover must then prepare the state

$$\frac{1}{\sqrt{2}} (|v \cdot x_0\rangle |x_0\rangle + |v \cdot x_1\rangle |x_1\rangle)$$

The x register is measured in the Hadamard basis, resulting in the string $d \in \{0, 1\}^{\lambda-1}$ which is sent to the verifier. Upon receiving d , the verifier chooses a random $\phi \in \{\pi/4, -\pi/4\}$ and asks the prover to measure its remaining qubit in the rotated basis

$$\left\{ \begin{array}{l} \cos\left(\frac{\phi}{2}\right) |0\rangle + \sin\left(\frac{\phi}{2}\right) |1\rangle \\ \cos\left(\frac{\phi}{2}\right) |1\rangle - \sin\left(\frac{\phi}{2}\right) |0\rangle \end{array} \right\}$$

Denoting as $b \in \{0, 1\}$ the prover’s response, the verifier uses d and the trapdoor to determine which b is the likely outcome of the measurement and accepts if that matches the prover’s response.

The last step in the protocol is reminiscent of the honest quantum strategy in the CHSH game for violating Bell’s inequality [CHSH69]. In fact, much like in the CHSH game, the success probability of any classical prover in this protocol is upper bounded by $0.75 + \text{negl}(\lambda)$, whereas a quantum prover can succeed with probability $\cos^2(\pi/8) \approx 0.85$. For this reason, the authors of [KMCVY21] refer to the protocol as a *computational Bell test*.

The soundness against classical polynomial-time algorithms follows from a similar rewinding argument to the one outlined for the previous protocol, which used a strong TCF. The main difference is that in this case the verifier introduces an additional challenge for the prover, in the form of the string v and the bit m , from the modified equation test. This equation test is still checking for a hardcore bit of a claw, but unlike the previous protocol, the hardcore bit is no longer adaptive. Intuitively, this is because the verifier chooses which hardcore bit to request; a choice encapsulated by v and m . For more details, we refer the reader to [KMCVY21].

1.2 Our results

In the proofs of quantumness outlined above, the honest quantum prover needs to coherently evaluate a TCF in order to pass the verifier’s tests. A first step towards making the protocol depth-efficient would be to make it so that the prover can evaluate the TCF in constant quantum depth. In fact, all that is required is for the prover to prepare the state from 1 in constant depth, since the remaining operations can also be performed in constant depth. Our main result is a generic construction allowing the prover to prepare the state in 1, in constant depth, for all existing TCFs.

We start with the observation from [GH20] that the strong TCFs based on LWE can be evaluated in classical logarithmic depth. In fact this also holds for the TCFs based on factoring, DLP and ring-LWE from [KMCVY21]. As in [GH20], one can then construct *randomized encodings* for these TCFs, which can be evaluated by constant depth classical circuits. A randomized encoding of some function, f , is another function, denoted \hat{f} , which is *information-theoretically equivalent* to f . In other words, $f(x)$ can be uniquely and efficiently decoded from $\hat{f}(x, r)$, for any x and for a uniformly random r . In addition, there is an efficient procedure for outputting $\hat{f}(x, r)$, given only $f(x)$. That is to say that $\hat{f}(x, r)$ contains no more information about $f(x)$ than $f(x)$ itself. The formal definition of randomized encodings is given in Subsection 2.3. It was shown in [AIK04] that all functions computable by log-depth circuits admit randomized encodings that can be evaluated in constant depth. However, this doesn't immediately imply that a quantum prover can coherently evaluate these encodings in constant depth. The reason is that these circuits will typically use gates of *unbounded fan-out*. These are gates that can create arbitrarily-many copies of their output. But the gate set one typically considers for quantum computation has only gates of bounded fan-out (single-qubit rotations and the two-qubit *CNOT*, for instance). How then can the prover evaluate the randomized encoding in constant depth with gates of bounded fan-out?

The key observation is that we do not require the prover to be able to evaluate \hat{f} coherently on an arbitrary input, merely on *a uniform superposition over classical inputs*. One of our main results is then the following:

Theorem 1.1 (informal). There is a strategy consisting of alternating constant depth quantum circuits and logarithmic-depth classical circuits for preparing the state:

$$\sum_x |x\rangle |\hat{f}(x)\rangle, \quad (4)$$

up to an isometry, for any \hat{f} that can be evaluated by a constant-depth classical circuit, potentially including unbounded fan-out gates.

To prove this result, we use an idea from the theory of *quantum error-correction*. It is known that GHZ states cannot be prepared by a fixed constant-depth quantum circuit [WKST19]. However, if we can interleave short-depth quantum circuits (and measurements) with classical computation, it is possible to prepare GHZ states in constant quantum-depth. This is akin to performing corrections in quantum error correction, based on the results of syndrome measurements.

In our case, this works as follows. First, prepare a *poor man's cat state* in constant depth, as described in [WKST19]. This is a state of the form

$$X(w) \frac{|0\rangle^{\otimes n} + |1\rangle^{\otimes n}}{\sqrt{2}}$$

where w is a string in $\{0, 1\}^n$ and

$$X(w) = X^{w_1} \otimes X^{w_1} \otimes \dots \otimes X^{w_n},$$

with X denoting the Pauli- X qubit flip operation. As explained in [WKST19], the constant-depth preparation of the poor man's cat state involves a measurement of the parities of neighboring qubits. In other words, the measurement yields the string $z \in \{0, 1\}^{n-1}$, with $z_i = w_i \oplus w_{i+1}$, for $i \in [n-1]$. Using a log-depth classical circuit, this parity information can be used to determine either w or its binary complement. One then applies the correction operation $X(w)$ to the poor man's cat state, thus yielding the desired GHZ state

$$\frac{|0\rangle^{\otimes n} + |1\rangle^{\otimes n}}{\sqrt{2}}.$$

Having multiple copies of GHZ states, it is possible to replicate the effect of unbounded fan-out classical gates on a uniform input. To see why, consider the following example. Suppose we have a classical AND gate, having fan-out n . On inputs $a, b \in \{0, 1\}$, it produces the output $c \in \{0, 1\}^n$, with $c_i = a \wedge b$, for all $i \in [n]$. To perform the same operation with bounded fan-out gates, it suffices to have n copies of a and b . That is, given $\bar{a}, \bar{b} \in \{0, 1\}^n$, with $\bar{a}_i = a$, $\bar{b}_i = b$, for all $i \in [n]$, one can compute $c_i = \bar{a}_i \wedge \bar{b}_i$ using n parallel AND gates. This is illustrated in Figure 1.

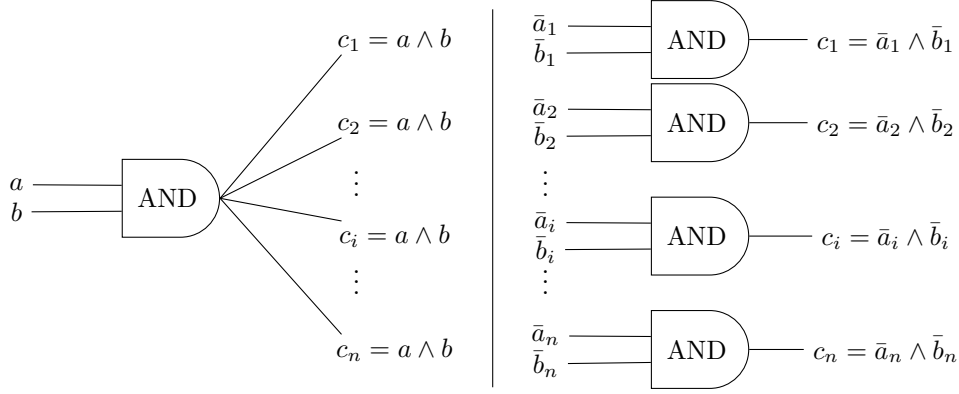


Figure 1: The left-hand side shows an AND gate with fan-out n . The right-hand side is its bounded fan-out equivalent. Here $\bar{a}_i = a$ and $\bar{b}_i = b$. Gates of unbounded fan-out can be implemented with bounded fan-out provided sufficient copies of the inputs are provided.

In our case, each input qubit to the classical function is of the form $\frac{1}{\sqrt{2}}(|0\rangle + |1\rangle)$. Replacing it with n copies is equivalent to using a GHZ state $\frac{1}{\sqrt{2}}(|\bar{0}\rangle + |\bar{1}\rangle)$, where $|\bar{0}\rangle = |0\rangle^{\otimes n}$, $|\bar{1}\rangle = |1\rangle^{\otimes n}$. As mentioned, the prover can prepare GHZ states in constant depth using the “measure-and-correct” trick. It then follows that the prover can also prepare the state

$$\sum_x |\bar{x}\rangle |f(x)\rangle \quad (5)$$

where each bit of x is encoded as a GHZ state having the same number of qubits as the number of input copies required to evaluate f with bounded fan-out gates.

With the ability to prepare the state from 1 (or one equivalent to it, such as the one from 5) in constant quantum depth, the honest prover can then proceed to perform the rest of the steps in the proof of quantumness protocols outlined above. It will measure the image register and report the result to the verifier. The remaining operations can also be performed in constant depth. For the preimage test, the prover simply measures the x register in the computational basis and reports the result. For the equation test, the prover needs to first apply a layer of Hadamard gates to the x register before measuring it in the computational basis. Lastly, for the Bell-type measurement required in the protocol of [KMCVY21], a slightly more involved procedure is used to perform the measurement in constant depth. All of these steps are described in detail in Subsection 3.1.

While we have outlined a procedure for the prover to perform its operations in constant quantum depth, using a randomized encoding of a TCF, it is not immediately clear if we need to also modify the verifier’s operations. Indeed, one question that is raised by this approach is whether a randomized encoding of a TCF preserves all the properties of a TCF. If, for instance, the trapdoor property is not preserved, the verifier would be unable to check the prover’s responses in the equation test. Our second result resolves this issue:

Theorem 1.2 (informal). A randomized encoding of a (strong) TCF is a (strong) TCF.

This theorem implies that substituting the TCFs used in proofs of quantumness with randomized encodings will not affect the soundness of those protocols. The proof can be found in Subsection 3.2. A similar result was derived in [AIK04], where the authors show that randomized encodings of cryptographic hash functions are also cryptographic hash functions. A (strong) TCF is different, however³. To prove this result, first note that most of the TCF properties follow almost immediately from the definition of a randomized encoding. The more challenging parts concern the existence of a trapdoor and the adaptive hardcore bit property. To show these, we require that the randomized encoding satisfies a property known as *randomness reconstruction* [AIK04]. This states that whenever there is an efficient procedure to invert the original function, f , there should also be an efficient procedure for inverting \hat{f} . In particular, this means that given $\hat{f}(x, r)$ it is possible to recover both the input x

³A TCF has exactly two collisions for each image, it has a trapdoor and strong TCFs additionally have the adaptive hardcore bit property. None of these properties are satisfied by generic cryptographic hash functions.

and the randomness r . In [AIK04], it’s mentioned that the randomized encodings used to “compress” functions to constant depth do satisfy the randomness reconstruction property, but no proof is given. We provide a proof in Appendix B.

With the two results of Theorems 1.1 and 1.2, we have that any proof of quantumness using a log-depth computable TCF can be compiled to constant quantum depth for the prover. In Subsection 3.3 we give a detailed account of the resources required for the prover to perform this evaluation. All of the results are presented in Section 3, while in Section 2 we provide the necessary preliminaries.

1.3 Related work

One of the first computational tests of quantum advantage was proposed in [SB09], for certifying that a quantum prover can perform *instantaneous quantum polynomial-time computations* (IQP). However, that test was based on a non-standard hardness assumption and it was later shown that there is an efficient classical algorithm which passes the test [KM19].

The first proof of quantumness based on LWE originated with the works of Mahadev [Mah18] and Brakerski et al. [BCM⁺18]. The latter is the proof of quantumness based on a strong TCF outlined in the introduction. A subsequent work achieved a non-interactive version of this protocol in the *quantum random-oracle model* [BKVV20]. Notably, in that protocol the adaptive hardcore bit property is not required, however the protocol does make use of a hash function (in addition to the TCF) modeled as a random oracle.

The second proof of quantumness we outlined, based on regular TCFs, was introduced in [KMCVY21]. There the authors achieve more efficient proofs of quantumness by removing the requirement of the adaptive hardcore bit and using TCFs having a lower circuit complexity compared to the ones based on LWE. However, as mentioned, the cost of doing this is introducing additional rounds of interaction between the verifier and the prover (in the form of the Bell-like measurement of the equation test).

Lastly, we mention the independent work of Le Galle and Hirahara that appeared before ours and which also gives a constant-depth proof of quantumness [HG21]. Similar to our work, they also considered one of the existing proofs of quantumness and made it so that the prover could perform its operations in constant quantum depth and using log-depth classical computations. In their case, they use a technique inspired from measurement-based quantum computing to have the prover perform the coherent evaluation of the strong TCF based on LWE.

1.4 Discussion and open problems

We’ve shown how existing proof of quantumness protocols can be made to work with a prover that performs constant-depth quantum computations and log-depth classical computations. Thus, all protocols based on TCFs can be compiled to constant-depth versions using randomized encodings and preparations of GHZ states.

One potential objection to our result is the practicality of this construction. The prover must not only run constant-depth quantum circuits, but it must do so based on the outcomes of previous measurements or based on instructions from the verifier. This is similar to syndrome measurements and corrections in quantum error-correcting codes and so it might seem as if the prover must have the capability of doing fault-tolerant quantum computations. In fact this is not the case. For the protocol based on strong TCFs the number of quantum-classical *interleavings* — that is, the number of alternations between performing a constant depth quantum circuit followed by a log-depth classical circuit — is exactly three. The first is required for the preparation of GHZ states. In this case, the prover simply needs to apply X corrections conditioned on the outcomes of certain parity measurements. The prover then evaluates the randomized-encoded TCF and measures one of its registers, sending that result to the verifier. Conditioned on its response it either measures the remaining state in the computational basis or in the Hadamard basis. The prover, therefore, needs to perform only a very restricted type of conditional operations (X corrections and Hadamard gates) and is only required to do this three times. Furthermore, the protocol is robust and some degree of noise is acceptable, provided the Inequality 3 is violated. The protocol based on regular TCFs requires two additional quantum-classical interleavings, for a total of five. This is due to the Bell-like measurement of that protocol. In both cases, only a small number of quantum-classical interleavings are required, unlike in a fully fault-tolerant computation where many such interleavings would be required [FMMC12].

It would, of course, be desirable to have a single-round proof of quantumness with a constant-depth prover. In other words, a protocol in which the prover has to run a single constant-depth quantum circuit and the verifier is able to efficiently certify that the prover is indeed quantum. Such a result would yield a weak separation between polynomial-time classical computation and constant-depth quantum computation. Basing such a separation on just the classical hardness of LWE seems unlikely⁴. Basing it on the classical intractability of factoring or DLP seems more realistic, as those assumptions already yields a separation between polynomial-time classical computation and logarithmic-depth quantum computation [CW00]. However, it is unclear how to adapt the existing protocols which rely on this commit-and-test approach that requires at least two rounds of interaction. We leave answering this question as an interesting open problem.

Finally, the computational resources required to implement our constant-depth proofs of quantumness are likely not optimal. In particular, as outlined in Subsection 3.3, the resulting quantum circuits can be prohibitively wide to be implemented on existing NISQ devices. We also leave as an open problem to optimize this construction so as to make these protocols better suited for use on near-term devices.

Acknowledgements

AG is supported by Dr. Max Rössler, the Walter Haefner Foundation and the ETH Zürich Foundation.

2 Preliminaries

2.1 Notation and basic concepts

We let $[n]$ denote the set $\{1, 2, 3, \dots, n\}$. The set $\{0, 1\}^n$ denotes all binary strings of length n . For some binary string $v \in \{0, 1\}^n$, the i 'th bit of v is denoted v_i (with $1 \leq i \leq n$). We denote as $|v|$ the *Hamming weight* of v , which is defined as the number of 1's in v , or

$$|v| = \sum_{i=1}^n v_i.$$

The *xor* of two bits a, b is $a \oplus b = a + b \bmod 2$. This extends to strings so that for $v, w \in \{0, 1\}^n$, $v \oplus w$ is their bitwise xor. We also use the bitwise inner product:

$$v \cdot w = \sum_{i=1}^n v_i \cdot w_i \bmod 2.$$

For a bit $b \in \{0, 1\}$, we will use \bar{b} to denote a binary string consisting of copies of b . That is, $\bar{b} = bbb\dots b$. The number of copies will generally be clear from the context and will otherwise be specified. We also extend this notation to binary strings. For some string $v \in \{0, 1\}^n$, \bar{v} will denote a string in which each bit of v has been repeated. That is, $\bar{v} = v_1 v_1 \dots v_1 v_2 \dots v_2 v_3 \dots v_{n-1} v_{n-1} \dots v_n$.

For any finite set X , we let $x \leftarrow_r X$ denote an element drawn uniformly at random from X . The *total variation distance* between two density functions $f_1, f_2 : X \rightarrow [0, 1]$ is

$$TVD(f_1, f_2) = \frac{1}{2} \sum_{x \in X} |f_1(x) - f_2(x)|.$$

The *Hellinger distance* between f_1 and f_2 is

$$H^2(f_1, f_2) = 1 - \sum_{x \in X} \sqrt{f_1(x) f_2(x)}.$$

We let \mathbb{N} denote the set of natural numbers, and \mathbb{R} the set of real numbers. We let $\text{negl}(x)$ denote a *negligible function*. A function $\mu : \mathbb{N} \rightarrow \mathbb{R}$ is negligible if for any positive polynomial $p(x)$ there exists an integer $N > 0$ such that for all $x > N$ it's the case that

$$|\mu(x)| < \frac{1}{p(x)}.$$

⁴See the first paragraph of the “Our results” subsection in [BKVV20].

We sometimes abbreviate polynomial functions as *poly*. Throughout the paper, λ will denote the *security parameter*. This will be polynomially-related to the input size of all functions we consider. Consequently, all polynomial and negligible functions will scale in λ .

In terms of quantum information, we follow the usual formalism as outlined, for instance, in [NC02]. All Hilbert spaces are finite dimensional. We use serif font to label spaces that correspond to certain quantum registers. For instance, \mathbf{X} will correspond to an n -qubit Hilbert space of inputs to a function. We also extend the bar notation from strings to quantum states. So, for instance $|\bar{0}\rangle = |00\dots 0\rangle$. The multi-qubit *GHZ state* can then be written as $|\psi\rangle = \frac{1}{\sqrt{2}}(|\bar{0}\rangle + |\bar{1}\rangle)$.

We now recall some standard notions of classical and quantum computation. For more details, we refer the reader to [AB09, NC02].

- The notion of computational efficiency will refer to algorithms or circuits that run in polynomial time.
- We say that an algorithm (or Turing machine) is PPT if it uses randomness and runs in polynomial time. We say it is QPT if it is a quantum algorithm running in polynomial time.
- Most of the Boolean functions we consider admit a circuit representation. All Boolean circuits will be comprised of AND, OR, XOR and NOT gates.
- We say that a classical gate has *bounded fan-out* if the number of output wires is constant (independent of the length of the input to the circuit). Otherwise, we say it has *unbounded fan-out*.
- For quantum computation we assume the standard circuit formalism with the gate set $\{R_X, R_Y, R_Z, H, CZ, CNOT, CCNOT\}$ and computational basis measurements. Here, R_X, R_Y, R_Z denote rotations along the X, Y and Z axes of the Bloch sphere. More precisely, $R_W(\theta) = \exp(-i\theta W/2)$, with $W \in \{X, Y, Z\}$, the set of Pauli matrices. The allowed rotation angles can be assumed to be multiples of $\pi/4$. In addition, H is the Hadamard operation, CZ is a controlled application of a Pauli- Z gate, $CNOT$ is a controlled application of a Pauli- X gate and $CCNOT$ is a doubly-controlled Pauli- X operation, also known as a Toffoli gate. It should be noted that, apart from $CCNOT$, a number of the existing quantum devices can indeed perform all of these gates natively [AAB⁺19, AAA⁺19, WBD⁺19].

We say that a computational problem is *intractable* if there is no polynomial-time algorithm solving that problem. Throughout this paper we are only concerned with computational intractability for PPT algorithms. We give a simplified description of some candidate intractable problems of interest:

- **Factoring.** Given a composite integer N , find its prime-factor decomposition. For the specific case of semiprime $N = p \cdot q$, the task is to find primes p and q .
- **Discrete logarithm problem (DLP).** For some abelian group \mathbb{G} , given $g \in \mathbb{G}$ and g^k , with $k > 0$, find k .
- **Learning with errors (LWE).** Letting \mathbb{F}_q be a finite field of order $q > 0$, given the matrix $A \in \mathbb{F}_q^{m \times n}$ and the vector $y = As + e$, with $s \in \mathbb{F}_q^n$ and e sampled from a discrete Gaussian distribution over \mathbb{F}_q^m , find s .
- **Ring learning with errors (Ring-LWE).** Letting R_q be a quotient ring $R_q = R/qR$, for some (cyclotomic) ring R over the integers, given $m > 0$ pairs (a_i, y_i) with $a_i \in R_q$ and $y_i = a_i \cdot s + e_i$, $i \leq m$, $s \in R_q$ and each e_i sampled independently from a discrete Gaussian distribution over R_q , find s .

LWE and Ring-LWE are also conjectured to be QPT-intractable [Reg09, LPR10].

2.2 Proof of quantumness protocols

2.2.1 Trapdoor claw-free functions

Most proof of quantumness protocols are based on trapdoor claw-free (TCF) functions or noisy trapdoor claw-free functions (NTCF). We start with definition of a TCF, taken from [KMCVY21].

Definition 2.1 (TCF family [KMCVY21]). Let λ be a security parameter, K a set of keys, and X_k and Y_k finite sets for each $k \in K$. A family of functions

$$\mathcal{F} = \{f_k : X_k \rightarrow Y_k\}_{k \in K}$$

is called a trapdoor claw free (TCF) family if the following conditions hold:

1. **Efficient Function Generation.** There exists a PPT algorithm GEN which generates a key $k \in K$ and the associated trapdoor data t_k :

$$(k, t_k) \leftarrow \text{GEN}(1^\lambda)$$

2. **Trapdoor Injective Pair.** For all keys $k \in K$, the following conditions hold:

- (a) **Injective pair:** Consider the set R_k of all tuples (x_0, x_1) such that $f_k(x_0) = f_k(x_1)$. Let $X'_k \subseteq X_k$ be the set of values x which appear in the elements of R_k . For all $x \in X'_k$, x appears in exactly one element of R_k ; furthermore, $\lim_{\lambda \rightarrow \infty} |X'_k|/|X_k| = 1$.
- (b) **Trapdoor:** There exists a polynomial-time deterministic algorithm $\text{INV}_{\mathcal{F}}$ such that for all $y \in Y_k$ and (x_0, x_1) such that $f_k(x_0) = f_k(x_1) = y$, $\text{INV}_{\mathcal{F}}(t_k, b, y) = x_b$, with $b \in \{0, 1\}$.

3. **Claw-free.** For any non-uniform probabilistic polynomial time (nu-PPT) classical algorithm \mathcal{A} , there exists a negligible function $\mu(\cdot)$ such that

$$\Pr[f_k(x_0) = f_k(x_1) \wedge x_0 \neq x_1 | (x_0, x_1) \leftarrow \mathcal{A}(k)] < \mu(\lambda)$$

where the probability is over both the choice of k and the random coins of \mathcal{A} .

4. **Efficient Superposition.** There exists a polynomial-size quantum circuit that on input a key k prepares the state

$$\frac{1}{\sqrt{|X_k|}} \sum_{x \in X_k} |x\rangle |f_k(x)\rangle$$

Next, we define the notion of a noisy TCF, first introduced in [Mah18, BCM⁺18]. These are TCFs for which the efficient superposition is allowed to be approximate, rather than exact. The outputs of these functions are additionally assumed to be distributions over binary strings, rather than just binary strings. NTCFs, as defined in [BCM⁺18], also satisfy a property known as the *adaptive hardcore bit* which is independent of the “noisy” aspect of the TCF. As we want to distinguish between TCFs which satisfy this property and those that do not satisfy it, we shall refer to the former as *strong* TCFs and the latter as ordinary TCFs, as per Definition 2.1. Thus, the NTCFs we consider will be referred to as strong NTCFs:

Definition 2.2 (Strong NTCF Family [BCM⁺18]). Let λ be a security parameter. Let \mathcal{X} and \mathcal{Y} be finite sets and $\mathcal{D}_{\mathcal{Y}}$ a collection of distributions over \mathcal{Y} . Let $\mathcal{K}_{\mathcal{F}}$ be a finite set of keys. A family of functions

$$\mathcal{F} = \{f_{k,b} : \mathcal{X} \rightarrow \mathcal{D}_{\mathcal{Y}}\}_{k \in \mathcal{K}_{\mathcal{F}}, b \in \{0,1\}}$$

is called a **strong noisy trapdoor claw-free (strong NTCF) family** if the following conditions hold:

1. **Efficient Function Generation.** Same as in Definition 2.1.
2. **Trapdoor Injective Pair.** Same as in Definition 2.1.
3. **Efficient Range Superposition.** For all keys $k \in \mathcal{K}_{\mathcal{F}}$ and $b \in \{0, 1\}$ there exists a function $f'_{k,b} : \mathcal{X} \mapsto \mathcal{D}_{\mathcal{Y}}$ such that

- (a) For all $(x_0, x_1) \in \mathcal{R}_k$ and $y \in \text{SUPP}(f'_{k,b}(x_b))$, $\text{INV}_{\mathcal{F}}(t_k, b, y) = x_b$ and $\text{INV}_{\mathcal{F}}(t_k, b \oplus 1, y) = x_{b \oplus 1}$.
- (b) There exists an efficient deterministic procedure $\text{CHK}_{\mathcal{F}}$ that, on input $k, b \in \{0, 1\}, x \in \mathcal{X}$ and $y \in \mathcal{Y}$, returns 1 if $y \in \text{SUPP}(f'_{k,b}(x))$ and 0 otherwise. Note that $\text{CHK}_{\mathcal{F}}$ is not provided the trapdoor t_k .

(c) For every k and $b \in \{0, 1\}$,

$$\mathbb{E}_{x \leftarrow \mathcal{X}} [H^2(f_{k,b}(x), f'_{k,b}(x))] \leq \mu(\lambda),$$

for some negligible function $\mu(\cdot)$. Here H^2 is the Hellinger distance. Moreover, there exists an efficient procedure $\text{SAMP}_{\mathcal{F}}$ that on input k and $b \in \{0, 1\}$ prepares the state

$$\frac{1}{\sqrt{|\mathcal{X}|}} \sum_{x \in \mathcal{X}, y \in \mathcal{Y}} \sqrt{(f'_{k,b}(x))(y)} |x\rangle |y\rangle.$$

4. Adaptive Hardcore Bit. For all keys $k \in \mathcal{K}_{\mathcal{F}}$ the following conditions hold, for some integer w that is a polynomially bounded function of λ .

(a) For all $b \in \{0, 1\}$ and $x \in \mathcal{X}$, there exists a set $G_{k,b,x} \subseteq \{0, 1\}^w$ such that $\Pr_{d \leftarrow \mathcal{U}\{0,1\}^w} [d \notin G_{k,b,x}]$ is negligible, and moreover there exists an efficient algorithm that checks for membership in $G_{k,b,x}$ given k, b, x and the trapdoor t_k .

(b) If

$$\begin{aligned} H_k &= \{(b, x_b, d, d \cdot (x_0 \oplus x_1)) \mid b \in \{0, 1\}, (x_0, x_1) \in \mathcal{R}_k, d \in G_{k,0,x_0} \cap G_{k,1,x_1}\}, \\ \overline{H}_k &= \{(b, x_b, d, c) \mid (b, x, d, c \oplus 1) \in H_k\}, \end{aligned}$$

then for any quantum polynomial-time procedure \mathcal{A} there exists a negligible function $\mu(\cdot)$ such that

$$\left| \Pr_{(k,t_k) \leftarrow \text{GEN}_{\mathcal{F}}(1^\lambda)} [\mathcal{A}(k) \in H_k] - \Pr_{(k,t_k) \leftarrow \text{GEN}_{\mathcal{F}}(1^\lambda)} [\mathcal{A}(k) \in \overline{H}_k] \right| \leq \mu(\lambda). \quad (6)$$

As a point of clarification, note that a noisy TCF (NTCF) is a TCF with a modified efficient range superposition property. A strong NTCF is a NTCF with the adaptive hardcore bit property. As mentioned, in [Mah18, BCM⁺18] NTCFs are not distinguished from strong NTCFs. As an abuse of notation, we will use NTCF and strong NTCF interchangeably.

2.2.2 The BCMVV protocol

The first protocol we introduce is the one from [BCM⁺18], which relies on the adaptive hardcore bit property and so the function family used is NTCF. We outlined the protocol in the introduction, while here we give a step-by-step description of its workings, in Figure 2.

The protocol is complete, in the following sense:

Theorem 2.1 ([BCM⁺18]). A QPT prover, \mathcal{P} , following the honest strategy in the BCMVV protocol is accepted with probability $1 - \text{negl}(\lambda)$.

The soundness of the protocol against classical provers follows from the following theorem:

Theorem 2.2 ([BCM⁺18, ZNR⁺21]). For any PPT prover, \mathcal{P} , in the BCMVV protocol, it is the case that

$$p_{\text{pre}} + 2p_{\text{eq}} - 2 \leq \text{negl}(\lambda) \quad (7)$$

where p_{pre} is \mathcal{P} 's success probability in the preimage test and p_{eq} is \mathcal{P} 's success probability in the equation test.

Thus, in any run of the protocol, as long as Inequality 7 is violated, we conclude that the prover is quantum.

One known instantiation of the BCMVV protocol, as is described by [BCM⁺18], is based on the LWE problem. The LWE-based construction is currently the only known instance of a strong NTCF family of functions.

BCM²VV protocol

Let \mathcal{F} be an NTCF family of functions. Let λ be a security parameter and $N \geq 1$ a number of rounds. The parties taking part in the protocol are a PPT machine, known as the verifier and a QPT machine, known as the prover. They will repeat the following steps N times:

1. The verifier generates $(k, t_k) \leftarrow \text{GEN}(1^\lambda)$. It sends k to the prover.
2. The prover uses k to run $\text{SAMP}_{\mathcal{F}}$ and prepare the state:

$$\frac{1}{\sqrt{|\mathcal{X}|}} \sum_{b \in \{0,1\}, x \in \mathcal{X}, y \in \mathcal{Y}} \sqrt{(f'_{k,b}(x))(y)} |b\rangle_{\text{B}} |x\rangle_{\text{X}} |y\rangle_{\text{Y}}.$$

It then measures the Y register, resulting in the string $y \in \{0,1\}^{\text{poly}(\lambda)}$ which it sends to the verifier.

3. The verifier selects a uniformly random challenge $c \leftarrow_R \{0,1\}$ and sends c to the prover.
4. (a) (Preimage test:) When $c = 0$, the prover is expected to measure in the standard basis the BX registers of the state leftover in step 2. It obtains the outcomes $b \in \{0,1\}$ and $x \in \{0,1\}^n$, with $n(\lambda) = \text{poly}(\lambda)$, which it sends to the verifier. If $\text{CHK}_{\mathcal{F}}(k, b, x, y) = 0$ the verifier aborts, otherwise it continues.
- (b) (Equation test:) When $c = 1$, the prover is expected to apply Hadamard gates to each qubit in the BX registers and measure them in the standard basis (equivalently, measure all qubits in the Hadamard basis). It obtains the outcomes $b' \in \{0,1\}$ and $d \in \{0,1\}^n$ which it sends to the verifier. The verifier computes $(x_0, x_1) = \text{INV}_{\mathcal{F}}(t_k, y)$ and rejects if $d \cdot (x_0 \oplus x_1) \neq b'$.

At the end of the N rounds, if the verifier has not aborted it accepts.

Figure 2: The BCM²VV proof of quantumness protocol based on NTCFs [BCM⁺18].

2.2.3 KMCVY protocol

The BCM²VV protocol relies on the adaptive hardcore bit property of NTCFs in order to be sound. However, this property is only known to be true for NTCFs based on LWE. The authors of [KMCVY21] addressed this fact by introducing a proof of quantumness protocol that can use any TCF. As mentioned in the introduction, their protocol is a sort of computational Bell test. We outline it in Figure 3. The protocol is complete, in the following sense:

Theorem 2.3 ([KMCVY21]). A QPT prover, \mathcal{P} , following the honest strategy in the KMCVY protocol is accepted with probability $1 - \text{negl}(\lambda)$.

The soundness of the protocol against classical provers follows from the following theorem:

Theorem 2.4 ([KMCVY21]). For any PPT prover, \mathcal{P} , in the KMCVY protocol, it is the case that

$$p_{\text{pre}} + 4p_{\text{Bell}} - 2 \leq \text{negl}(\lambda) \tag{8}$$

where p_{pre} is \mathcal{P} 's success probability in the preimage test and p_{Bell} is \mathcal{P} 's success probability in the computational Bell test.

Thus, in any run of the protocol, as long as Inequality 8 is violated, we conclude that the prover is quantum.

In [KMCVY21], the authors provide the following candidate TCFs:

- Rabin's function, or $x^2 \bmod n$. The TCF properties are based on the computational intractability of factoring.
- A Diffie-Hellman-based function. The TCF properties are based on the computational intractability of DLP.
- A ring-LWE-based function. The TCF properties are based on the computational intractability of ring-LWE.

Of course, the NTCF family based on LWE can also be used.

KMCVY protocol

Let \mathcal{F} be a TCF family of functions. Let λ be a security parameter, $N \geq 1$ a number of rounds and $T = 1/\text{poly}(\lambda)$ a threshold parameter. The parties taking part in the protocol are a PPT machine, known as the verifier and a QPT machine, known as the prover. Before interacting with the prover, the verifier initializes two counters $N_s = 0$, $N_t = 0$. The two will then repeat the following steps N times:

1. The verifier generates $(k, t_k) \leftarrow \text{GEN}(1^\lambda)$. It sends k to the prover.
2. The prover uses k to prepare the state:

$$\frac{1}{\sqrt{|X_k|}} \sum_{x \in X_k} |x\rangle_X |f_k(x)\rangle_Y$$

It then measures the Y register, resulting in the string $y \in \{0, 1\}^{\text{poly}(\lambda)}$ which it sends to the verifier.

3. The verifier selects a uniformly random challenge $c \leftarrow_R \{0, 1\}$ and sends c to the prover.
4. (a) (Preimage test:) When $c = 0$, the prover is expected to measure in the standard basis the X register of the state leftover in step 2. It obtains the outcome $x \in \{0, 1\}^n$, with $n(\lambda) = \text{poly}(\lambda)$, which it sends to the verifier. If $f_k(x) \neq y$ the verifier aborts, otherwise it continues.
- (b) (Computational Bell test:) When $c = 1$,
 - i. The verifier sends a random bitstring $v \leftarrow_R \{0, 1\}^n$ to the prover.
 - ii. The prover creates the state

$$\frac{1}{\sqrt{2}} (|v \cdot x_0\rangle_A |x_0\rangle_X + |v \cdot x_1\rangle_A |x_1\rangle_X)$$

with $f_k(x_0) = f_k(x_1) = y$.

- iii. The prover applies Hadamard gates to all qubits in the X register and measures them in the standard basis. The measurement outcome is denoted $d \in \{0, 1\}^n$ and is sent to the verifier.
- iv. The verifier computes $(x_0, x_1) = \text{INV}_{\mathcal{F}}(t_k, y)$. Together with d , the verifier can determine the current state $|\gamma\rangle_A \in \{|0\rangle, |1\rangle, |+\rangle, |-\rangle\}$ in the prover's A register. It then chooses a random $\phi \in \{\pi/4, -\pi/4\}$ and sends it to the prover.
- v. The prover is expected to measure the qubit in the A register in the basis:

$$\left\{ \begin{array}{cc} \cos\left(\frac{\phi}{2}\right) |0\rangle + \sin\left(\frac{\phi}{2}\right) |1\rangle \\ \cos\left(\frac{\phi}{2}\right) |1\rangle - \sin\left(\frac{\phi}{2}\right) |0\rangle \end{array} \right\}.$$

- vi. The verifier sets $N_s \leftarrow N_s + 1$ if the measurement outcome was the likely one.

If the verifier has not aborted, it will accept if $\frac{N_s}{N_t} - 0.75 \geq T$.

Figure 3: The KMCVY proof of quantumness protocol based on TCFs [KMCVY21].

2.3 Randomized encodings

Randomized encodings (also known as *garbled circuits* [Yao86]) are probabilistic encodings of functions that are information-theoretically equivalent to the functions they encode. The idea of constructing randomized encodings which can be evaluated in constant depth originated with [AIK04]. We restate here the essential definitions and results from that paper.

Definition 2.3 (Randomized encoding [AIK04]). Let $f : \{0, 1\}^n \rightarrow \{0, 1\}^l$ be a function and $r \leftarrow_R \{0, 1\}^m$ be m bits sampled uniformly at random from $\{0, 1\}^m$. We say that a function $\hat{f} : \{0, 1\}^n \times \{0, 1\}^m \rightarrow \{0, 1\}^s$ is a δ -correct, ϵ -private randomized encoding of f if it satisfies the following properties.

- **Efficient generation.** There exists a deterministic polynomial-time algorithm that, given a description of the circuit implementing f , outputs a description of a circuit for implementing \hat{f} .
- **δ -correctness.** There exists a deterministic polynomial-time algorithm DEC, called a decoder such that for every input $x \in \{0, 1\}^n$, $\Pr[\text{DEC}(\hat{f}(x, r)) \neq f(x)] \leq \delta$.

- ϵ -privacy. There exists a PPT algorithm S , called a simulator, such that for every $x \in \{0, 1\}^n$, $TVD(S(f(x)), \hat{f}(x, r)) \leq \epsilon$.

A *perfect randomized encoding* is one for which $\delta = 0$ (perfect correctness) and $\epsilon = 0$ (perfect privacy). Note that for perfect encodings $f(x)$ can always be reconstructed from $\hat{f}(x, r)$. Additionally, perfect privacy means that $\hat{f}(x, r)$ encodes as much information about x as $f(x)$. An important property of perfect encodings that we will use is that of *unique randomness*:

Theorem 2.5 (Unique randomness [AIK04]). Suppose \hat{f} is a perfect randomized encoding of f . Then for any input x , the function $\hat{f}(x, \cdot)$ is injective; namely, there are no distinct r, r' such that $\hat{f}(x, r) = \hat{f}(x, r')$. Moreover, if f is a permutation, then so is \hat{f} .

The main result in [AIK04] is the following:

Theorem 2.6 ([AIK04]). Any Boolean function that can be computed by a log-depth circuit, admits a perfect randomized encoding that can be computed in constant depth.

In fact a more general result is shown in [AIK04], however the result of the above theorem is sufficient for our purposes. We also require the following result:

Lemma 2.1 (Randomness reconstruction). Given x and $\hat{f}(x, r)$, where \hat{f} is a randomized encoding following the construction from [AIK04], there is a deterministic polynomial-time algorithm, denoted RRC, for computing the randomness r .

Note that this property is not universal to randomized encodings, in that it cannot be derived from the definition of randomized encodings. However, the property is satisfied by the specific encodings defined in [AIK04]. This fact is mentioned in [AIK04], however no formal proof is provided. We outline their construction in Appendix A and prove the randomness reconstruction property in Appendix B.

Finally, we show the following fact concerning randomized encodings of functions that may have collisions:

Lemma 2.2 (Collision preservation). If there exist x_1 and x_2 such that $f(x_1) = f(x_2)$, then for every r_1 , there must exist a unique r_2 such that $\hat{f}(x_1, r_1) = \hat{f}(x_2, r_2)$.

Proof. Perfect privacy says that there exists a polynomial-time simulator S , such that for all x , it should be that $TVD(S(f(x)), \hat{f}(x, r)) = 0$, where TVD is the total variation distance and r is sampled uniformly at random. Essentially, S should always be able to sample from the set of randomized encoding values that can be decoded to $f(x)$ (i.e. all $\hat{f}(x, r)$, for all r).

But now suppose we have x_1 and x_2 such that $f(x_1) = f(x_2)$. By perfect privacy it must be that $TVD(S(f(x_1)), \hat{f}(x_1, r_1)) = 0$ and $TVD(S(f(x_2)), \hat{f}(x_2, r_2)) = 0$, for uniform r_1 and r_2 . Since $f(x_1) = f(x_2)$, it must be that $TVD(\hat{f}(x_1, r_1), \hat{f}(x_2, r_2)) = 0$. In other words, $\hat{f}(x_1, r_1)$ and $\hat{f}(x_2, r_2)$ are the same distribution and so the randomized encodings that can be decoded to $f(x_1) = f(x_2)$ are the same for both x_1 and x_2 .

Finally, from unique randomness, we have that whenever $f(x_1) = f(x_2)$, for every r_1 there exists a unique r_2 such that $\hat{f}(x_1, r_1) = \hat{f}(x_2, r_2)$. Hence, the collisions of the original function are exactly preserved by the encoding. \square

3 Proofs of quantumness in constant quantum depth

We now have all the tools for taking the two proof of quantumness protocols from Section 3 and mapping them to equivalent protocols in which the prover's operations require only constant quantum depth and logarithmic classical depth. The idea is the following: provided the (N)TCF of the original protocol can be evaluated in log depth, simply *replace it with a constant-depth randomized encoding*, as follows from Theorem 2.6. In other words, $y = f(x)$ should be replaced by $\hat{y} = \hat{f}(\hat{x})$ where $\hat{x} = (x, r)$ and r denotes the randomness of the encoding. As mentioned, it was shown in [GH20, KMCVY21] that the (N)TCFs of the two proofs of quantumness considered here, can indeed be performed in classical logarithmic depth. Thus, to show that our construction works, we prove two things:

1. The prover can evaluate \hat{f} coherently in constant quantum depth (as well as perform its remaining operations in constant depth). This is the completeness condition of the protocol shown in Subsection 3.1.
2. A randomized encoding of a (N)TCF is itself a (N)TCF. This means that the modified protocol is sound against classical polynomial-time provers. We show this in Subsection 3.2.

3.1 Completeness

To show completeness, we give a strategy for an honest prover, that interleaves constant-depth quantum circuits and log-depth classical circuits, to succeed in the proofs of quantumness described in Section 3. We assume that the (N)TCFs used in those protocols can be evaluated in constant classical depth and denote the corresponding function as \hat{f}_k . These circuits are allowed to contain gates of unbounded fan-out. We can always map such a circuit to one that uses only gates of bounded fan-out, provided multiple copies of the input bits are provided. The intuition for this was mentioned in the Introduction and in Figure 1. We will assume each input bit of the initial circuit has been copied k times.

The first step is preparing the state corresponding to a coherent evaluation of the (N)TCF over a uniform superposition of inputs:

$$|\psi\rangle = \sum_{b \in \{0,1\}} \sum_{\hat{x} \in \{0,1\}^{\text{poly}(\lambda)}} |b\rangle_{\text{B}} |x\rangle_{\text{X}} |\hat{f}_k(b, x)\rangle_{\text{Y}}, \quad (9)$$

where the B and X registers store the inputs of \hat{f} and the Y register will store the computed value of \hat{f} . As a slight abuse of notation, we omit the normalization term and assume the state is an equal superposition.

Instead of preparing the state in Equation 9, we will prepare a state that is essentially equivalent to it, namely:

$$|\psi\rangle = \sum_{b \in \{0,1\}} \sum_{\bar{x} \in \{0,1\}^{\text{poly}(\lambda)}} |\bar{b}\rangle_{\text{B}} |\bar{x}\rangle_{\text{X}} |\hat{f}_k(b, x)\rangle_{\text{Y}}, \quad (10)$$

where $|\bar{b}\rangle = |b\rangle^{\otimes k}$ and $|\bar{x}\rangle = |x\rangle^{\otimes k}$. We view the X register as consisting of multiple sub-registers, one for each bit in x . In other words⁵, if $x = x_1 x_2 \dots x_n$, with $n(\lambda) = \text{poly}(\lambda)$, and $\bar{x} = \bar{x}_1 \bar{x}_2 \dots \bar{x}_n$, we assume $\text{X} = \text{X}_1 \otimes \text{X}_2 \otimes \dots \otimes \text{X}_n$. Here, X_i holds the state $\sum_{x_i \in \{0,1\}} |\bar{x}_i\rangle$.

The prover starts by preparing:

$$|\psi_0\rangle = \sum_{b, \bar{x}} |\bar{b}\rangle_{\text{B}} |\bar{x}\rangle_{\text{X}} |0\rangle_{\text{Y}}. \quad (11)$$

Note that the B and X registers contain GHZ states. These can be prepared in constant quantum depth, together with logarithmic classical depth. As outlined in the introduction, the idea is to first prepare a poor man's cat state in constant depth, as described in [WKST19]. The prover then uses the parity information from the prepared poor man's cat state to perform a correction operation consisting of Pauli- X gates. Determining where to perform the X gates from the parity information requires logarithmic classical depth. The X corrections will map the poor man's cat states to GHZ states.

Next, the function \hat{f} needs to be evaluated and the outcome will be stored in Y register. With multiple copies of the input, the circuit evaluating \hat{f} consists only of gates with bounded fan-out. It can therefore be mapped to an equivalent constant depth quantum circuit (having twice the depth, so as to perform the operations reversibly) consisting of Toffoli, Pauli- X and $CNOT$ gates. Evaluating this circuit on the state from 11 will result in the state from 10, as intended.

The prover is then required to measure the Y register and report the outcome to the verifier. This adds one more layer to the circuit. The measured state will collapse to

$$|\psi_y\rangle = \sum_{b \in \{0,1\}} |\bar{b}\rangle_{\text{B}} |\bar{x}_b\rangle_{\text{X}} |y\rangle_{\text{Y}}.$$

⁵Note that this is the only place where a subscript on x is used to denote a bit of x . Throughout the rest of the section, x_b will denote a specific x string, and *does not* refer to the b 'th bit of the string x .

In the preimage test, the prover will also measure this state in the computational basis and report the outcome to the verifier.

The next steps will differ for the two protocols.

1. **For the BCMVV protocol:** In the equation test, the prover applies a layer of Hadamard gates on the qubits in B and X . It then measures them in the computational basis, denoting the results as $b' \in \{0, 1\}^k$ and $d \in \{0, 1\}^{n \cdot k}$. In the original protocol, b' was one bit and d was n bits and they satisfy the relation $d \cdot (x_0 \oplus x_1) = b'$. To arrive at that result, the prover will xor all the bits in b' and all bits in each k -bit block of d and report those results to the verifier. Note that the distributions of these xor-ed outcomes is the same as the distribution over the outcomes of a Hadamard-basis measurement of:

$$\sum_{b \in \{0,1\}} |b\rangle_B |x_b\rangle_X.$$

2. **For the KMCVY protocol:** In the computational Bell test, the prover receives the string v from the verifier. The original protocol has the prover use an ancilla qubit to store the bitwise inner product $v \cdot x_b$. However, such a multiplication requires *serial CNOT* gates which cannot be performed in constant depth. We therefore use a multi-qubit ancilla register initialized as a GHZ state $|a\rangle_A = \frac{|0\rangle^{\otimes n} + |1\rangle^{\otimes n}}{\sqrt{2}}$. For every bit v_i , in v , if $v_i = 1$, the prover applies a controlled-Z (CZ) gate with control qubit any of the qubits in X_i and target qubit $|a\rangle_i$. The resulting state will be

$$\sum_{b \in \{0,1\}} \frac{|0\rangle_A^{\otimes n} + (-1)^{v \cdot x_b} |1\rangle_A^{\otimes n}}{\sqrt{2}} |\bar{x}_b\rangle_X = \sum_{b \in \{0,1\}} |(-1)^{v \cdot x_b}\rangle_A |\bar{x}_b\rangle_X$$

where we denote $|(-1)^{v \cdot x_b}\rangle = \sum_{b \in \{0,1\}} \frac{|0\rangle_A^{\otimes n} + (-1)^{v \cdot x_b} |1\rangle_A^{\otimes n}}{\sqrt{2}}$. Next, the prover is required to measure X in the Hadamard basis yielding the result $d \in \{0, 1\}^{n \cdot k}$. Once again, in the original protocol d is an n -bit string. As in the BCMVV protocol, this is “fixed” by having the prover xor each k -bit block of d and report those outcomes to the verifier. The verifier can then use this result to determine the state in the ancilla register.

After the measurement, the ancilla register will be in the state $|\gamma\rangle_A \in \{|\bar{0}\rangle, |\bar{1}\rangle, |\bar{+}\rangle, |\bar{-}\rangle\}$ where $|\bar{\pm}\rangle = \frac{|\bar{0}\rangle \pm |\bar{1}\rangle}{\sqrt{2}}$ ⁶. As the last step, the prover receives $\phi \in \{-\pi/4, \pi/4\}$. The original protocol requires him to measure the ancilla register in the rotated basis

$$\begin{cases} \cos(\phi/2) |\bar{0}\rangle + \sin(\phi/2) |\bar{1}\rangle \\ \cos(\phi/2) |\bar{1}\rangle - \sin(\phi/2) |\bar{0}\rangle \end{cases}$$

and report the result, b' . But how does the prover perform this measurement in constant depth? We give an approach that requires one more round of interleaving constant-depth quantum circuits and a log-depth classical computation. The basic idea is to reduce the multi-qubit state in the ancilla to a single-qubit state, i.e. $\{|\bar{0}\rangle, |\bar{1}\rangle, |\bar{+}\rangle, |\bar{-}\rangle\} \rightarrow \{|0\rangle, |1\rangle, |+\rangle, |-\rangle\}$. This reduction needs to be done in such a way that $\{|\bar{0}\rangle, |\bar{1}\rangle\} \rightarrow \{|0\rangle, |1\rangle\}$ and $\{|\bar{+}\rangle, |\bar{-}\rangle\} \rightarrow \{|+\rangle, |-\rangle\}$. Once this is done, the resulting qubit can be measured in the rotated basis.

To perform the reduction, the prover first measures all but one qubit of $|\gamma\rangle_A$ in the Hadamard basis. Denote this $(n-1)$ -bit outcome as w . If the initial state was $|\bar{0}\rangle$ or $|\bar{1}\rangle$, the unmeasured qubit will be $|0\rangle$ or $|1\rangle$ respectively. If the initial state was $|\bar{\pm}\rangle$, it can be re-expressed as

$$\begin{aligned} |\bar{\pm}\rangle &\propto |0\rangle |00\dots 0\rangle \pm |1\rangle |11\dots 1\rangle \\ &\propto |0\rangle (|+\rangle + |-\rangle)^{\otimes n-1} \pm |1\rangle (|+\rangle - |-\rangle)^{\otimes n-1} \\ &\propto \sum_w \left(|0\rangle \pm (-1)^{|w|} |1\rangle \right) |w\rangle \\ &\propto \sum_w Z^{|w| \bmod 2} |\pm\rangle |w\rangle \end{aligned}$$

⁶Note that here the bar notation, $|\bar{a}\rangle$, refers to an n -fold repetition, rather than a k -fold one as in the previous case. That is, here $|\bar{a}\rangle = |a\rangle^{\otimes n}$.

Thus, the qubit after the measurement will be $Z^{|w| \bmod 2} |\pm\rangle$. The prover will apply the $Z^{|w| \bmod 2}$ operation to this qubit. In this way, the state $|\pm\rangle$ is reduced to $|\pm\rangle$.

Finally, the prover has to measure the qubit in the rotated basis and report the outcome. This can be done in constant depth by rotating the qubit appropriately and measuring in the standard basis. As in the original protocol, this prover will pass the verifier's checks with probability $\cos(\pi/8)^2 \approx 85\%$.

3.2 Soundness

We do not need to prove soundness from scratch for our modified protocols. Instead, since our only change was to replace the (N)TCFs used in the protocols with randomized encodings, we will have the same soundness as the original constructions provided randomized encodings of (N)TCFs are still (N)TCFs. That is what we show here.

Theorem 3.1. A perfect randomized encoding of a (N)TCF, satisfying the randomness reconstruction property, is still a (N)TCF.

Proof. We show this result for NTCFs specifically, since the TCF case is subsumed. The idea of the proof is to show that every property of a NTCF is also satisfied by its randomized encoding.

1. **Efficient Function Generation.** By definition, randomized encodings can be efficiently generated given a description of the function to be encoded. In this case, the description is given by the public key produced by the PPT algorithm $\text{GEN}_{\mathcal{F}}$. More precisely, $\text{GEN}_{\mathcal{F}}$ generates the key $k \in \mathcal{K}_{\mathcal{F}}$ together with a trapdoor t_k . The generating procedure for the encoding will run $\text{GEN}_{\mathcal{F}}$ and output k , the efficient circuit for generating a randomized encoding and the trapdoor t_k . Schematically,

$$(\hat{f}_{t_k, b}, t_k) \xleftarrow{\text{randomized encoding}} (f_{t_k, b}, t_k) \equiv (k, t_k) \leftarrow \text{GEN}_{\mathcal{F}}(1^\lambda).$$

2. **Trapdoor Injective Pair.**

- (a) *Trapdoor:* Due to perfect correctness, $\text{SUPP}(\hat{f}_{p_k, b}(x_0, r_0)) \cap \text{SUPP}(\hat{f}_{p_k, b}(x_1, r_1)) = \emptyset$ is satisfied since if $\text{SUPP}(\hat{f}_{p_k, b}(x_0, r_0)) \cap \text{SUPP}(\hat{f}_{p_k, b}(x_1, r_1)) \neq \emptyset$, then perfect correctness leads to $\text{SUPP}(f_{p_k, b}(x_0)) \cap \text{SUPP}(f_{p_k, b}(x_1)) \neq \emptyset$ which violates the trapdoor injective pair property of the original function f . The efficient deterministic algorithm of inverting the randomized encoding also exists and is defined as $\text{INV}_{\hat{\mathcal{F}}}(t_k, b, \hat{y}) = \text{RRC} \circ \text{INV}_{\mathcal{F}} \circ \text{DEC}(t_k, b, \hat{y})$, i.e. the composition of decoding operation for the encoding, the original $\text{INV}_{\mathcal{F}}$ procedure of the NTCF and the randomness reconstruction procedure (see Lemma 2.1).
- (b) *Injective pair:* this is guaranteed by the collision-preservation property 2.2 and the injective pair of \mathcal{F} .

3. **Efficient Range Superposition.** The efficient range superposition property of the original function f means there's an efficient quantum procedure to create a state approximating a superposition over the range of f . Assume we add an additional register, \mathcal{R} , to represent the randomness of the encoding, \hat{f} , and initialize it as a uniform superposition over computational basis states. We can now combine the efficient procedure for generating \hat{f} with the procedure for generating the range superposition of f and apply them coherently on \mathcal{R} . This will then yield the desired state

$$\sum_{x, r, y} \sqrt{(\hat{f}'_{k, b}(x, r))(y)} |x\rangle |r\rangle |y\rangle,$$

suitably normalized.

4. **Adaptive Hardcore Bit.** We prove this property by contradiction. Assume there exists a QPT adversary $\hat{\mathcal{A}}$ that breaks the adaptive hardcore bit property for the randomized encoding. This means that there exists a non-negligible function $p(\lambda)$ that satisfies

$$\left| \Pr_{(k, t_k) \leftarrow \text{GEN}_{\mathcal{F}}(1^\lambda)} [\hat{\mathcal{A}}(k) \in \hat{H}_k] - \Pr_{(k, t_k) \leftarrow \text{GEN}_{\mathcal{F}}(1^\lambda)} [\hat{\mathcal{A}}(k) \in \overline{H}_k] \right| \geq p(\lambda)$$

where

$$\hat{H}_k = \{(b, \hat{x}_b, \hat{d}, \hat{d} \cdot (\hat{x}_0 \oplus \hat{x}_1)) \mid b \in \{0, 1\}, (\hat{x}_0, \hat{x}_1) \in \hat{\mathcal{R}}_k, \hat{d} \in \hat{G}_{k,0,x_0} \cap \hat{G}_{k,1,x_1}\}$$

and

$$\overline{H}_k = \{(b, \hat{x}_b, \hat{d}, c) \mid (b, \hat{x}, \hat{d}, c \oplus 1) \in \hat{H}_k\}.$$

By definition $\hat{x}_b = (x_b, r_b)$, therefore \hat{d} can be split into (d_x, d_r) such that

$$\hat{x}_b \cdot \hat{d} = (x_b \cdot d_x) \oplus (r_b \cdot d_r)$$

which implies that

$$\hat{d} \cdot (\hat{x}_0 \oplus \hat{x}_1) = (d_x \cdot (x_0 \oplus x_1)) \oplus (d_r \cdot (r_0 \oplus r_1)).$$

Note that the output of $\hat{\mathcal{A}}$ is a tuple $(b, \hat{x}_b, \hat{d}, \hat{d} \cdot (\hat{x}_0 \oplus \hat{x}_1))$. One can now define a new QPT adversary \mathcal{A} which runs $\hat{\mathcal{A}}$ and then outputs $(b, x_b, d_x, \hat{d} \cdot (\hat{x}_0 \oplus \hat{x}_1) \oplus (d_r \cdot (r_0 \oplus r_1)))$. This then implies that

$$\left| \Pr_{(k,t_k) \leftarrow \text{GEN}_{\mathcal{F}}(1^\lambda)} [\mathcal{A}(k) \in H_k] - \Pr_{(k,t_k) \leftarrow \text{GEN}_{\mathcal{F}}(1^\lambda)} [\mathcal{A}(k) \in \overline{H}_k] \right| \geq p(\lambda).$$

Hence, the adaptive hardcore bit of the original NTCF family is violated. We conclude that the randomized encoding must also satisfy the adaptive hardcore bit property. \square

3.3 Resource estimation

In this section, we give some estimates of the resources required to run our modified protocols. We summarize this information in Table 1 and proceed to explain the results. The functions listed in the table are the same as the ones from [KMCVY21], as these are the existing candidate TCFs used in proof of quantumness protocols.

Function	Adaptive H.C.	# of quantum-classical interleaving	Depth	Width
LWE	✓	3	14	$\mathcal{O}(\lambda l^4)$
Ring-LWE	✗	4	18	$\mathcal{O}(\lambda l^4)$
$x^2 \bmod n$	✗	4	18	$\mathcal{O}(\lambda l^4)$
Diffie-Hellman	✗	4	18	$\mathcal{O}(\lambda l^4)$

Table 1: The table of resource estimations for each type of (N)TCF function that may be used. Here H.C. means hardcore bit. The number of quantum-classical interleaving refers to the instances where the prover performs a constant-depth quantum circuit followed by a classical computation. This is done, for instance, in the preparation of GHZ states as well as when it responds to one of the verifier's challenges. Depth refers to the total number of layers of quantum gates that the prover has to perform. Width refers to the width of the quantum circuits the prover has to implement. Here, λ denotes the security parameter and l is the size of the branching program implementing the randomized encoding, as described in Appendix A.

3.3.1 Quantum depth and quantum-classical interleavings

In this subsection we explain the overall quantum depth that the prover has to perform in our modified proofs of quantumness. Depth here represents the number of layers of quantum gates or measurements (as described in Section 2) that the prover will perform throughout the protocol, in the worst case. As mentioned, the prover's operations consist of alternating between constant-depth quantum circuits and log-depth classical computation. This latter step we referred to as a quantum-classical interleaving.

For the NTCF-based protocol which uses LWE, the total quantum depth is 14 and 3 quantum-classical interleavings are performed, whereas for the TCF-based approaches the depth is 17 and the number of interleavings is 4. Let us explain where these numbers come from:

1. **Preparation of GHZ states.** As mentioned, we prepare GHZ states by interleaving a constant depth quantum circuit with a log-depth classical computation, followed by another quantum circuit. The exact steps are outlined in [WKST19], while here we just summarize the gates performed in each step. The procedure starts with a layer of Hadamard gates followed by two layers of *CNOT* gates. Some of the qubits are then measured in the computational basis. The remaining qubits will collapse to a poor man’s cat state, while the measured qubits contain the parity information for that state. To “correct” the state to a GHZ state, the parity information is used to compute a Pauli-*X* correction. This is one quantum-classical interleaving. The final quantum layer consists of Pauli-*X* gates. Thus, the total depth will be 5 and we have 1 quantum-classical interleaving. This applies to all GHZ states, as they can be prepared in parallel.
2. **Evaluation of the randomized encoded function.** As illustrated can see in Figure 5, the classical circuit for a randomized encoding has depth 3. In the quantum case, the AND gates are implemented by Toffoli gates and the XOR gate is a *CNOT*. As the quantum gates are reversible, one needs to *uncompute* any auxiliary results and so the quantum depth will be double that of the classical circuit. Hence, for this step the quantum depth is 6 and there are no quantum-classical interleavings.
3. **Measurement of the Y register.** Measuring the image register requires a layer of computational basis measurements and so the depth is 1. The results are read out and sent to the verifier, which we count as 1 quantum-classical interleaving.
4. **Preimage test or equation/Bell test.** If a preimage test is performed, the prover only needs to measure the X register in the computational basis and report the result. This counts as depth 1 and 1 interleaving. In the NTCF protocol, if an equation test is performed, then the prover is expected to apply a layer of Hadamard gates to the X register and measure them. This counts as depth 2 and 1 interleaving. In the TCF protocol, when the computational Bell test is performed, the prover’s operations (as outlined in Subsection 3.1) will consist of a layer of *CZ* gates, a layer of Hadamard gates together with a computational basis measurement, a classical computation and reporting the results to the verifier, a Pauli-*Z* operation, a rotation gate and finally another measurement and reporting the results to the verifier. This counts as depth 6 and 2 interleavings.

We can see that for the NTCF-based protocol the worst-case depth is $5 + 6 + 1 + 2 = 14$ and the number of interleavings is $1 + 0 + 1 + 1 = 3$. For the TCF-based one, the depth is $5 + 6 + 1 + 6 = 18$ and the number of interleavings is $1 + 0 + 1 + 2 = 4$.

3.3.2 Circuit width

The constant-depth versions of the proof of quantumness protocols require larger numbers of qubits than the original version. As explained, most of this is due to the use of GHZ states, which effectively copy the input and allow us to apply a constant depth circuit with bounded fan-out gates. That circuit is a randomized encoding of the original TCF. Following the construction of randomized encodings from [AIK04] and described in Appendix A, the width of the constant-depth circuit will depend on the size of the branching program used to evaluate the original function. In Appendix A we explain how, as a result of *Barrington’s theorem*, the size of this branching program is exponential in the depth of the original TCF. As all TCFs considered here can be evaluated in logarithmic depth, the resulting branching programs will have sizes polynomial in the security parameter λ . Giving a precise account of the size of the branching program, as a function of λ , for each TCF, is beyond the scope of this paper. Instead, we find in Appendix A that the overall circuit width for the prover’s quantum circuit is $\mathcal{O}(\lambda^4)$, where l is the size of the branching program used to evaluate the TCF. The λ factor comes from having to repeat the branching program construction in parallel $\mathcal{O}(\lambda)$ times. This is because one branching program computes a single output bit of the TCF and so one has to consider a different branching program (of the same size) for each output bit.

As a rough estimate, we can relate the width to the security parameter for the LWE-based NTCF of [Mah18, BCM⁺18]. There we know from [GH20] that the functions can be evaluated in depth $\propto 4 \log \lambda$. From Barrington’s theorem, the size l of the corresponding branching program is on the order of λ^8 . As the width is $\mathcal{O}(\lambda^4)$, we find that the prover requires $\mathcal{O}(\lambda^{33})$ qubits. This is a discouraging result for the purposes of implementing these protocols on near-term devices. However,

it should be noted that this was merely a rough calculation based on existing asymptotic estimates. We conjecture that these estimates are not optimal and can be improved with a tighter analysis, better circuit implementations and more compact branching programs. Additionally, for a fixed-size implementation (say $\lambda = 50$), it is likely that additional optimizations are possible that could further reduce the number of required qubits.

References

- [AA11] Scott Aaronson and Alex Arkhipov. The computational complexity of linear optics. In *Proceedings of the forty-third annual ACM symposium on Theory of computing*, pages 333–342, 2011.
- [AAA⁺19] Héctor Abraham, AduOfiei, Rochisha Agarwal, Ismail Yunus Akhalwaya, Gadi Aleksandrowicz, Thomas Alexander, Matthew Amy, Eli Arbel, Arijit02, Abraham Asfaw, Artur Avkhadiev, Carlos Azaustre, AzizNgoueya, Abhik Banerjee, Aman Bansal, Panagiotis Barkoutsos, et al. Qiskit: An open-source framework for quantum computing, 2019.
- [AAB⁺19] Frank Arute, Kunal Arya, Ryan Babbush, Dave Bacon, Joseph C Bardin, Rami Barends, Rupak Biswas, Sergio Boixo, Fernando GSL Brandao, David A Buell, et al. Quantum supremacy using a programmable superconducting processor. *Nature*, 574(7779):505–510, 2019.
- [AB09] Sanjeev Arora and Boaz Barak. *Computational complexity: a modern approach*. Cambridge University Press, 2009.
- [ACGH20] Gorjan Alagic, Andrew M Childs, Alex B Grilo, and Shih-Han Hung. Non-interactive classical verification of quantum computation. In *Theory of Cryptography Conference*, pages 153–180. Springer, 2020.
- [AG19] Scott Aaronson and Sam Gunn. On the classical hardness of spoofing linear cross-entropy benchmarking. *arXiv preprint arXiv:1910.12085*, 2019.
- [AIK04] B. Applebaum, Y. Ishai, and E. Kushilevitz. Cryptography in NC^0 . In *45th Annual IEEE Symposium on Foundations of Computer Science*, pages 166–175, 2004.
- [Bar89] David A Barrington. Bounded-width polynomial-size branching programs recognize exactly those languages in nc^1 . *Journal of Computer and System Sciences*, 38(1):150–164, 1989.
- [BCM⁺18] Zvika Brakerski, Paul Christiano, Urmila Mahadev, Umesh Vazirani, and Thomas Vidick. A cryptographic test of quantumness and certifiable randomness from a single quantum device. In *2018 IEEE 59th Annual Symposium on Foundations of Computer Science (FOCS)*, pages 320–331. IEEE, 2018.
- [BFNV19] Adam Bouland, Bill Fefferman, Chinmay Nirkhe, and Umesh Vazirani. On the complexity and verification of quantum random circuit sampling. *Nature Physics*, 15(2):159–163, Feb 2019.
- [BIS⁺18] Sergio Boixo, Sergei V Isakov, Vadim N Smelyanskiy, Ryan Babbush, Nan Ding, Zhang Jiang, Michael J Bremner, John M Martinis, and Hartmut Neven. Characterizing quantum supremacy in near-term devices. *Nature Physics*, 14(6):595–600, 2018.
- [BKVV20] Zvika Brakerski, Venkata Koppula, Umesh Vazirani, and Thomas Vidick. Simpler proofs of quantumness. *arXiv preprint arXiv:2005.04826*, 2020.
- [CCKW19] Alexandru Cojocaru, Léo Colisson, Elham Kashefi, and Petros Wallden. Qfactory: classically-instructed remote secret qubits preparation. In *International Conference on the Theory and Application of Cryptology and Information Security*, pages 615–645. Springer, 2019.

- [CCY20] Nai-Hui Chia, Kai-Min Chung, and Takashi Yamakawa. Classical verification of quantum computations with efficient verifier. In *Theory of Cryptography Conference*, pages 181–206. Springer, 2020.
- [CHSH69] John F Clauser, Michael A Horne, Abner Shimony, and Richard A Holt. Proposed experiment to test local hidden-variable theories. *Physical review letters*, 23(15):880, 1969.
- [CW00] Richard Cleve and John Watrous. Fast parallel circuits for the quantum fourier transform. In *Proceedings 41st Annual Symposium on Foundations of Computer Science*, pages 526–536. IEEE, 2000.
- [FMMC12] Austin G Fowler, Matteo Mariantoni, John M Martinis, and Andrew N Cleland. Surface codes: Towards practical large-scale quantum computation. *Physical Review A*, 86(3):032324, 2012.
- [GE21] Craig Gidney and Martin Ekerå. How to factor 2048 bit rsa integers in 8 hours using 20 million noisy qubits. *Quantum*, 5:433, 2021.
- [GH20] Alexandru Gheorghiu and Matty J Hoban. Estimating the entropy of shallow circuit outputs is hard. *arXiv preprint arXiv:2002.12814*, 2020.
- [GV19] Alexandru Gheorghiu and Thomas Vidick. Computationally-secure and composable remote state preparation. In *2019 IEEE 60th Annual Symposium on Foundations of Computer Science (FOCS)*, pages 1024–1033. IEEE, 2019.
- [HG21] Shuichi Hirahara and François Le Gall. Test of quantumness with small-depth quantum circuits. *arXiv preprint arXiv:2105.05500*, 2021.
- [HM17] Aram W Harrow and Ashley Montanaro. Quantum computational supremacy. *Nature*, 549(7671):203–209, 2017.
- [HMNY21] Taiga Hiroka, Tomoyuki Morimae, Ryo Nishimaki, and Takashi Yamakawa. Quantum encryption with certified deletion, revisited: Public key, attribute-based, and classical communication. *arXiv preprint arXiv:2105.05393*, 2021.
- [HZN⁺20] Cupjin Huang, Fang Zhang, Michael Newman, Junjie Cai, Xun Gao, Zhengxiong Tian, Junyin Wu, Haihong Xu, Huanjun Yu, Bo Yuan, et al. Classical simulation of quantum supremacy circuits. *arXiv preprint arXiv:2005.06787*, 2020.
- [KM19] Gregory D Kahanamoku-Meyer. Forging quantum data: classically defeating an iqp-based quantum test. *arXiv preprint arXiv:1912.05547*, 2019.
- [KMCVY21] Gregory D Kahanamoku-Meyer, Soonwon Choi, Umesh V Vazirani, and Norman Y Yao. Classically-verifiable quantum advantage from a computational bell test. *arXiv preprint arXiv:2104.00687*, 2021.
- [KNY20] Fuyuki Kitagawa, Ryo Nishimaki, and Takashi Yamakawa. Secure software leasing from standard assumptions. *arXiv preprint arXiv:2010.11186*, 2020.
- [LPR10] Vadim Lyubashevsky, Chris Peikert, and Oded Regev. On ideal lattices and learning with errors over rings. In *Annual International Conference on the Theory and Applications of Cryptographic Techniques*, pages 1–23. Springer, 2010.
- [Mah18] Urmila Mahadev. Classical verification of quantum computations. In *2018 IEEE 59th Annual Symposium on Foundations of Computer Science (FOCS)*, pages 259–267. IEEE, 2018.
- [MDCAF20] Tony Metger, Yfke Dulek, Andrea Coladangelo, and Rotem Arnon-Friedman. Device-independent quantum key distribution from computational assumptions. *arXiv preprint arXiv:2010.04175*, 2020.

- [MV21] Tony Metger and Thomas Vidick. Self-testing of a single quantum device under computational assumptions. In *12th Innovations in Theoretical Computer Science (ITCS)*, 2021.
- [NC02] Michael A Nielsen and Isaac Chuang. Quantum computation and quantum information, 2002.
- [PR21] AS Popova and AN Rubtsov. Cracking the quantum advantage threshold for gaussian boson sampling. *arXiv preprint arXiv:2106.01445*, 2021.
- [Pre18] John Preskill. Quantum computing in the NISQ era and beyond. *Quantum*, 2:79, 2018.
- [Reg09] Oded Regev. On lattices, learning with errors, random linear codes, and cryptography. *Journal of the ACM (JACM)*, 56(6):1–40, 2009.
- [SB09] Dan Shepherd and Michael J Bremner. Temporally unstructured quantum computation. *Proceedings of the Royal Society A: Mathematical, Physical and Engineering Sciences*, 465(2105):1413–1439, 2009.
- [Sho94] Peter W Shor. Algorithms for quantum computation: discrete logarithms and factoring. In *Proceedings 35th annual symposium on foundations of computer science*, pages 124–134. Ieee, 1994.
- [VZ20] Thomas Vidick and Tina Zhang. Classical zero-knowledge arguments for quantum computations. *Quantum*, 4:266, 2020.
- [WBD⁺19] K Wright, KM Beck, Sea Debnath, JM Amini, Y Nam, N Grzesiak, J-S Chen, NC Pimenti, M Chmielewski, C Collins, et al. Benchmarking an 11-qubit quantum computer. *Nature communications*, 10(1):1–6, 2019.
- [WKST19] Adam Bene Watts, Robin Kothari, Luke Schaeffer, and Avishay Tal. Exponential separation between shallow quantum circuits and unbounded fan-in shallow classical circuits. In *Proceedings of the 51st Annual ACM SIGACT Symposium on Theory of Computing*, pages 515–526, 2019.
- [Yao86] Andrew Chi-Chih Yao. How to generate and exchange secrets. In *27th Annual Symposium on Foundations of Computer Science (sfcs 1986)*, pages 162–167. IEEE, 1986.
- [ZNR⁺21] Daiwei Zhu, Crystal Noel, Andrew Risinger, Laird Egan, Debopriyo Biswas, Qingfeng Wang, Yunseong Nam, Gregory Meyer, Umesh Vazirani, Norman Yao, Alexandru Gheorghiu, Laura Lewis, Thomas Vidick, Marko Cetina, and Christopher Monroe. Demonstration of interactive protocols for classically-verifiable quantum advantage. *In preparation*, 2021.
- [ZWD⁺20] Han-Sen Zhong, Hui Wang, Yu-Hao Deng, Ming-Cheng Chen, Li-Chao Peng, Yi-Han Luo, Jian Qin, Dian Wu, Xing Ding, Yi Hu, et al. Quantum computational advantage using photons. *Science*, 370(6523):1460–1463, 2020.

A Randomized encoding construction from [AIK04]

The construction of randomized encodings from [AIK04] is based on *branching programs*. We are only interested in mod-2 branching programs, which we define here:

Definition A.1 (Branching programs [AIK04]). A branching program (BP) is defined by a tuple $BP = (G, \phi, s, t)$ where $G = (V, E)$ is a directed acyclic graph, ϕ is a labeling function assigning each edge either a positive literal x_i or a negative literal $\neg x_i$. An input binary vector \vec{w} determines a subgraph G_w where an edge labeled as x_i is preserved if and only if $w_i = 1$. In a (counting) mod-2 BP, the BP computes the number of paths from s to t modulo 2. The size, l , of a BP is defined as the number of vertices, $|V|$.

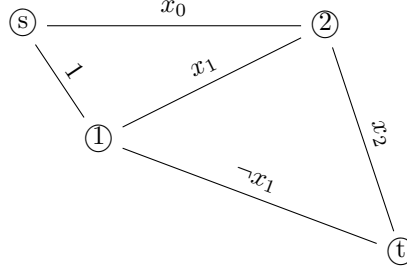


Figure 4: This size-4 mod-2 branching program consists of 5 edges whose connectivity is decided by the value of the input bits. Note that $\neg x_1$ means that this edge is available if and only if $x_1 = 0$. As an example, when the input $x = (x_0, x_1, x_2) = (0, 1, 1)$, there is only one path from s to t which is $s - 1 - 2 - t$. Thus the output of this mod-2 BP will be 1.

As an example, Figure 4 shows a mod-2 branching program of size $l = 4$ and having three inputs $x = (x_0, x_1, x_2)$.

We now state one of the most important results concerning branching programs, due to Barrington:

Theorem A.1 (Barrington’s theorem [Bar89]). If $f : \{0, 1\}^n \rightarrow \{0, 1\}$ can be computed by a circuit of depth d , then it can be computed by a branching program of width 5 and length $\mathcal{O}(4^d)$.

The above theorem ensures that the log-depth (N)TCFs used in proof of quantumness protocols can be transformed into polynomial-size branching program. Given that branching programs output a single bit, this construction has to be performed for every output bit of a (N)TCF.

A size- l mod-2 BP for a binary function f can be represented by an adjacency matrix since BPs are directed acyclic graphs. Let $A(x)$ denote the $l \times l$ adjacency matrix of a BP with input x . We also denote as $L(x)$ the $(l - 1) \times (l - 1)$ submatrix of $A(x) - I$ obtained by deleting the first column and the last row. It turns out that the following fact holds:

Lemma A.1 ([AIK04]). $f(x) = \det(L(x)) \bmod 2$.

This lemma is the basis for constructing a randomized encoding for f . The goal will be to “garble” $L(x)$ through products with certain random matrices. The garbling should be done in such a way that the determinant of the resulting matrix matches that of $L(x)$, thus preserving the correctness of the construction.

To that end, let $r^{(1)} \leftarrow_R \{0, 1\}^{\binom{l-1}{2}}$ and $r^{(2)} \leftarrow_R \{0, 1\}^{l-2}$. Use these to construct matrices $R^{(1)}$ and $R^{(2)}$ of dimensions $(l - 1) \times (l - 1)$. Both matrices have all diagonal elements equal to 1. The right upper-diagonal elements of $R^{(1)}$ (that is, the entries $R_{i,j}^{(1)}$ with $j > i$) are filled with the entries of $r^{(1)}$. The last column of $R^{(2)}$, except for the last element, (that is, the entries $R_{i,l-1}^{(2)}$, $1 \leq i \leq l - 2$) is filled with the elements of $r^{(2)}$. All other entries of $R^{(1)}$ and $R^{(2)}$ are 0. The following can be shown:

Lemma A.2 ([AIK04]). $\det(L(x)) = \det(R^{(1)}L(x)R^{(2)})$

This is not too difficult to see, as both $R^{(1)}$ and $R^{(2)}$ have determinant 1. One now defines the randomized encoding $\tilde{f}(x, r^{(1)}, r^{(2)}) = \det(R^{(1)}L(x)R^{(2)})$. It follows that:

Lemma A.3 ([AIK04]). \tilde{f} is a perfect randomized encoding of f .

By construction, every entry of \tilde{f} is a degree-3 polynomial in its input variables. However, computing this function (i.e. computing every matrix entry of $R^{(1)}L(x)R^{(2)}$) cannot be done in constant-depth. The reason is that some of the input variables are involved in a linear number of monomials of the output. To compute the function in constant depth, it must be that each input variable appears in only a constant number of monomials. The authors of [AIK04] remedy this by considering a randomized encoding for \tilde{f} . Before doing so, note that

Lemma A.4 ([AIK04]). The composition of perfect randomized encodings is still a perfect randomized encoding of the original function.

Thus, a randomized encoding for \tilde{f} will also be a randomized encoding for f . Denote the i, j entry of \tilde{f} as $\tilde{f}_{i,j}$. We can see that

$$\tilde{f}_{i,j}(x, r^{(1)}, r^{(2)}) = T_1(x, r^{(1)}, r^{(2)}) \oplus T_2(x, r^{(1)}, r^{(2)}) \oplus \dots \oplus T_k(x, r^{(1)}, r^{(2)}) \quad (12)$$

where each T_m is a monomial in the input variables. Finally, define \hat{f} as

$$\hat{f}_{i,j}(x, r^{(1)}, r^{(2)}, r, r') = (T_1 \oplus r_1, T_2 \oplus r_2, \dots, T_k \oplus r_k, r_1 \oplus r'_1, r'_1 \oplus r_2 \oplus r'_2, \dots, r'_{k-1} \oplus r_k) \quad (13)$$

where r and r' are newly introduced vectors of random bits. Note that adding all entries in 13 results in the summation from Equation 12. Thus, \hat{f} contains all of the information required to compute \tilde{f} and moreover,

Lemma A.5 ([AIK04]). \hat{f} is a perfect randomized encoding of f with output locality 4.

Here, output locality 4 means that each output bit depends on at most 4 input bits, which immediately implies that the function can be evaluated in constant depth. The classical circuit computing an entry of \hat{f} is shown in Figure 5. Detailed proofs of all these results can be found in [AIK04].

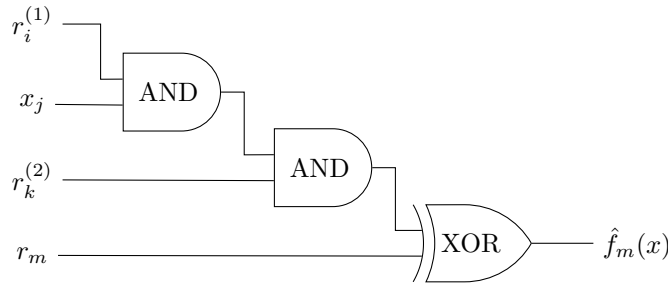


Figure 5: The circuit for evaluating each entry in the randomized encoding \hat{f} . The circuit shown here computes the m 'th entry, with $m \leq k$, consisting of the monomial $r_i^{(1)} x_j r_k^{(2)}$ xored with r_m . For the entries with $m > k$, note that a single XOR gate is required.

B Reconstruction of randomness

In our modified proofs of quantumness, the prover is instructed to evaluate a randomized encoding of a TCF. The verifier must still be able to use the trapdoor in order to invert an output of the randomized encoding. As mentioned in Subsection 3.2, this is true provided the encoding satisfies the randomness reconstruction property. Here we prove this fact for the construction of [AIK04].

Proof of Lemma 2.1. We would like to show that given an instance of $\hat{f}_{i,j}(x, r^{(1)}, r^{(2)}, r, r')$, as shown in Equation 13, as well as x , it is possible to efficiently recover the randomness $r^{(1)}, r^{(2)}, r, r'$. First note that if the terms T_k were known as well as $r^{(1)}, r^{(2)}$, it is straightforward to recover r and r' . We will therefore focus on that case. From Equation 13 it is possible to efficiently compute the result of Equation 12, since \hat{f} is a randomized encoding of \tilde{f} : simply xor all the terms in Equation 13. We will then focus on randomness reconstruction for \tilde{f} as that will then yield randomness reconstruction for \hat{f} .

Denote as $M = \tilde{f}(x, r^{(1)}, r^{(2)}) = R^{(1)}L(x)R^{(2)}$. Given M and x we wish to recover $r^{(1)}, r^{(2)}$. This boils down to solving a specific quadratic system of equations. To see why, take $l = 4$ as an example,

$$M = R^{(1)}L(x)R^{(2)} = \begin{bmatrix} 1 & r_1^{(1)} & r_3^{(1)} \\ 0 & 1 & r_2^{(1)} \\ 0 & 0 & 1 \end{bmatrix} \begin{bmatrix} x_1 & x_4 & x_6 \\ -1 & x_2 & x_5 \\ 0 & -1 & x_3 \end{bmatrix} \begin{bmatrix} 1 & 0 & r_1^{(2)} \\ 0 & 1 & r_2^{(2)} \\ 0 & 0 & 1 \end{bmatrix}$$

$$M = \begin{bmatrix} x_1 - r_1^{(1)} & r_1^{(1)}x_2 - r_3^{(1)} + x_4 & r_1^{(2)}(x_1 - r_1^{(1)}) + r_2^{(2)}(r_1^{(1)}x_2 - r_3^{(1)} + x_4) + r_3^{(1)}x_3 + r_1^{(1)}x_5 + x_6 \\ -1 & x_2 - r_2^{(1)} & r_2^{(2)}(x_2 - r_2^{(1)}) + r_2^{(1)}x_3 - r_1^{(2)} + x_5 \\ 0 & -1 & x_3 - r_2^{(2)} \end{bmatrix}$$

Note that the main diagonal of M is just a linear system of 3 equations with 3 unknowns. It can therefore be solved, yielding $r_1^{(1)}$, $r_2^{(1)}$ and $r_2^{(2)}$. Plugging these values into the second diagonal (the one above the main diagonal), yields another system of linear equations with an equal number of unknowns. By repeating the process and solving all of these systems, all bits in $r^{(1)}$ and $r^{(2)}$ are recovered.

We now show that this strategy works for arbitrary l . Start by observing that:

$$\begin{aligned} & \begin{cases} R_{i,j}^{(1)} = 1, & i = j \\ R_{i,j}^{(1)} = 0, & i > j, \end{cases} \\ & \begin{cases} L_{i,j} = -1, & i = j + 1 \\ L_{i,j} = 0, & i > j + 1, \end{cases} \\ & \begin{cases} R_{i,j}^{(2)} = 1, & i = j \\ R_{i,j}^{(2)} = 0, & (i > j) \vee (i < j < l - 2). \end{cases} \end{aligned}$$

The entries of M can then be expressed as:

$$M_{i,j} = \sum_{k_1, k_2} R_{i,k_1}^{(1)} L_{k_1, k_2} R_{k_2, j}^{(2)}.$$

Consider the entries on the main diagonal, excluding the last element:

$$M_{i,i} = \sum_{k_1} R_{i,k_1}^{(1)} L_{k_1, i} = R_{i,i}^{(1)} L_{i,i} + \sum_{k_1 > i} R_{i,k_1}^{(1)} L_{k_1, i} = L_{i,i} - R_{i,i+1}^{(1)}$$

with $i < l - 2$ and where $R_{i,i+1}^{(1)}$ are the elements of the second diagonal of $R^{(1)}$ and the $L_{i,i}$'s are already known (as they only involve entries of x). This gives us a simple linear system which we can solve to recover the $R_{i,i+1}^{(1)}$ values. Then, for $i = l - 2$:

$$M_{l-2, l-2} = \sum_{k_2} L_{l-2, k_2} R_{k_2, l-2}^{(2)} = L_{l-2, l-3} R_{l-3, l-2}^{(2)} + L_{l-2, l-2} R_{l-2, l-2}^{(2)} = R_{l-3, l-2}^{(2)} + L_{l-2, l-2}.$$

From this we also recover $R_{l-3, l-2}^{(2)}$, i.e. the last entry in $r^{(2)}$. Note that the unknowns here consisted of the entries in the second diagonal of $R^{(1)}$ and the last element of $r^{(2)}$. This matches the number of equations and so all values could be recovered.

We now claim that the k 'th diagonal of M is a linear system which depends *only* on the $k + 1$ diagonal of $R^{(1)}$ and the k 'th last element of $r^{(2)}$ given the solutions to the previous $k - 1$ diagonals of M . Writing out the elements, we have:

$$M_{i, i+j} = \sum_{k_1, k_2} R_{i, k_1}^{(1)} L_{k_1, k_2} R_{k_2, i+j}^{(2)}.$$

with $j = k - 1$. For $i + j \neq l - 2$:

$$M_{i, i+j} = \sum_{k_1} R_{i, k_1}^{(1)} L_{k_1, i+j} = -R_{i, i+j+1}^{(1)} + L_{i, i+j} + \sum_{i < k_1 < i+j+1} R_{i, k_1}^{(1)} L_{k_1, i+j}$$

where the first term is from the $(k + 1)$ 'th diagonal of $R^{(1)}$ and the remaining terms are known from solving the equations for the previous diagonals. Thus, we have a linear system, which we can solve, with unknowns comprising the elements of the $(k + 1)$ 'th diagonal of $R^{(1)}$.

For $i + j = l - 2$:

$$M_{l-2-j, l-2} = \sum_{k_2=l-2-j-1}^{l-2} L_{l-2-j, k_2} R_{k_2, l-2}^{(2)} + \sum_{k_1=l-2-j+1}^{l-2} R_{l-2-j, k_1}^{(1)} \sum_{k_2=k_1-1}^{l-2} L_{k_1, k_2} R_{k_2, l-2}^{(2)}.$$

The first term is a linear combination of the last $k + 1$ entries of $R^{(2)}$, i.e. the last k elements of $r^{(2)}$, and only the k 'th element is unknown. The remaining terms are known from solving the systems corresponding to the previous diagonals.

We can therefore proceed in this fashion, starting from the first diagonal of M and going upwards solving all systems of linear equations and thus recovering all values of $r^{(1)}$ and $r^{(2)}$. This procedure is clearly efficient and we have shown that it is also correct. To conclude the proof, we also need to make sure that there is a unique solution to the system. This is guaranteed by the unique randomness property of randomized encoding (Theorem 2.5). \square