

---

# Causally Invariant Predictor with Shift-Robustness

---

Xiangyu Zheng<sup>2\*</sup>, Xinwei Sun<sup>1</sup>, Wei Chen<sup>1</sup>, Tie-Yan Liu<sup>1</sup>

<sup>1</sup> Microsoft Research Asia, Beijing, 100080

<sup>2</sup> Peking University, Beijing, 100871

xiangyuzheng@pku.edu.cn, {xinsun,wche,tyliu}@microsoft.com.

## Abstract

This paper proposes an invariant causal predictor that is robust to distribution shift across domains and maximally reserves the transferable invariant information. Based on a disentangled causal factorization, we formulate the distribution shift as soft interventions in the system, which covers a wide range of cases for distribution shift as we do not make prior specifications on the causal structure or the intervened variables. Instead of imposing regularizations to constrain the invariance of the predictor, we propose to predict by the intervened conditional expectation based on the *do*-operator and then prove that it is invariant across domains. More importantly, we prove that the proposed predictor is the robust predictor that minimizes the worst-case quadratic loss among the distributions of all domains. For empirical learning, we propose an intuitive and flexible estimating method based on data regeneration and present a local causal discovery procedure to guide the regeneration step. The key idea is to regenerate data such that the regenerated distribution is compatible with the intervened graph, which allows us to incorporate standard supervised learning methods with the regenerated data. Experimental results on both synthetic and real data demonstrate the efficacy of our predictor in improving the predictive accuracy and robustness across domains.

## 1 Introduction

Standard supervised learning heavily relies on the assumption that training and test data follow the identical distribution, while many real-world applications do not fit into this setting. Therefore, we expect the predictor learned from training data to retain the predictive power in the test data with a non-identical distribution. The task of domain (out-of-distribution) generalization addresses such a problem, where the training data are collected from multiple domains with different distributions and we aim to learn a robust predictor that can be transferred to the unseen domains.

Recently, causality-related domain generalization methods have attracted much attention, where the “causality” is formulated as a causal structure [1] by the directed acyclic graph (DAG) that provides a modular configuration to describe the causative relations among the variables. Equipped with such a formulation, our goal can be described as: *given multiple domains’ data generated from unknown DAGs, can we identify a robust predictor that is transferable to all domains?*

To answer this question, many explorations have been made [2, 3, 4, 5, 6, 7, 8, 9]. Specifically, the [7, 8, 10] could successfully identify latent causal factors equipped with a pre-defined DAG tailored for specific tasks; while in general, the DAG may not be known. The [4, 5] proposed an invariant predictor, which exploited only the parent nodes of the response variable for prediction. However, such method tend to overlook the non-causative dependence that are also invariant across domains, which weakens its predictive power. Recently, the enlightening works [11, 12] proposed

---

\*Work done during an internship at Microsoft Research Asia.

that the interventional distribution is stable across domains under the selection diagram and I-spec frameworks, respectively, which both rely on the pre-specified mutable variables. This can be intractable in real application scenarios when the selection mechanisms that generate these mutable variables are unknown. Besides, such an invariant distribution can be non-identifiable, due to the lack of causal discovery in [11, 12].

Our work starts from the disentangled causal factorizations of the domain-specific distributions and provides a principled way to formulate and solve the domain generalization problem. We show that the intervened conditional expectation is *invariant* across all domains and has a *min-max property*, which supports its transferability and robustness to distribution shift that provides a safeguard for prediction in the unseen domains. For empirical learning, we propose an intuitive and flexible learning method based on *data regeneration*, where we present a local causal discovery procedure that ensures us to identify necessary causal directions for regeneration. As a roadmap, we briefly summarize our method as following three components.

**Causal framework for distribution shift:** We adopt the following disentangled causal factorizations to formulate how different domains are related,

$$p^e(\mathbf{x}, y) = p(y|pa_y) \prod_{x_i \in \mathbf{x}_s} p(x_i|pa_i) \prod_{x_i \in \mathbf{x}_m} p^e(x_i|pa_i^e),$$

where  $e$  is the domain index,  $\mathbf{X}_m$  denotes the variables with changing causal conditionals, and  $\mathbf{X}_s = \mathbf{X} \setminus \mathbf{X}_m$ . This provides a unifying framework that covers a wide range of distribution shift cases as we do not presume the causal graph structure and changing conditionals as known. Such framework coincides with the *sparse mechanism shift* principle in [13] that says the distribution shift tends to be caused by a sparse change in the causal factorization.

**Invariant predictor with shift-robustness:** We define the predictor  $E_{P^e}(Y|\mathbf{x}_s, do(\mathbf{x}_m))$  in terms of the distribution  $p^e(\mathbf{x}, y)$  and then prove its invariance, which enables us to learn such mapping based on the training domains and then transfer it to the unseen domain. Further, we prove that  $E(Y|\mathbf{x}_s, do(\mathbf{x}_m))$  minimizes the worst-case quadratic loss among all domains, which guarantees the predictive performance in any unseen domains. We provide an intuitive and accessible proof where we construct a distribution  $P^*$  that is compatible with the intervened graph and transform the original min-max problem into a max-min one with respect to  $P^*$ .

**Empirical learning based on data regeneration:** We propose an intuitive learning method based on data regeneration, which is flexible to be readily incorporated with standard supervised learning methods. The method is enlightened by a key observation that the intervened conditional mean is equal to the standard conditional mean under the distribution that is Markov equivalent with the intervened graph. To transform the original domain-specific data to be compatible with the intervened graph, we firstly shuffle the mutable variables and then regenerate the responsive variables. As the causal structure is unknown, we propose a local causal discovery procedure to determine the necessary causal directions for data regeneration. We show that it suffices to a minimal set of responsive variable for estimating the predictor, and the required causal directions are always identifiable.

For evaluation, we implement the experiments on both simulated data and real-world data. The data and source codes are available from supplements.

## 2 Related Work

**Causal learning for domain generalization:** There have been emerging works that consider the domain generalization problem from a causal perspective. One line of work [2, 3, 4, 6] promotes invariance as a key surrogate feature of causation where the causal graph is more of a motivation. Another line of work [7, 8, 9, 14, 15] considers domain generalization for unstructured data using specifically designed causal graphs as a tool to model the distribution shift and guide the learning method, which is more task targeted. [11] and [12] are the most relevant to us as they also adopt the interventional distribution but under the selection diagram and I-spec frameworks, respectively. While both [11] and [12] concentrated on the identification issue of the stable distributions, we formulate the causal framework from the causal factorizations under the DAG where the predictor is identifiable by definition. In comparison to [12], our results allow the case when the intervened conditional mean can not be reduced to a common conditional mean, which is also the important case that separate the method based on *do*-operator with the line of methods based on invariant conditionals [4, 6, 16].

**Causal discovery with multi-domains:** Our work also benefits from the recent progress in causal discovery [17, 18, 19, 20, 21], a subfield that focuses on identifying the causal relations from data.

Our work shares a similar framework with [17] in formulating the distribution shift. However, they focus on recovering the full causal graph to study relations among variables, we provide a local discovery procedure aimed for the prediction of the target.

### 3 Preliminaries

**Problem Setup.** Suppose that the system includes a target variable  $Y \in \mathcal{Y}$ , a multivariate predictive variable  $\mathbf{X} \in \mathcal{X}$ , and the data are collected from multiple domains  $\mathcal{E} = \{e\}$ . In practice, different “domains” may refer to different experiment settings or different groups of subjects. We consider the setting where the joint distribution of  $p^e(\mathbf{x}, y)$  varies across domains. Let  $D_e = \{(\mathbf{x}_k^e, y_k^e)\}_{k=1}^{n_e}$  denote the dataset in domain  $e$  with sample size  $n_e$ , where the sample units are identically distributed according to  $p^e(\mathbf{x}, y)$ . The distributions set  $\mathcal{P} = \{P^e | e \in \mathcal{E}\}$ , where the upper case  $P^e$  denote the distribution with probability density  $p^e(\cdot)$ . The training data are  $\{D_e | e \in \mathcal{E}_{\text{train}}\}$  where  $\mathcal{E}_{\text{train}} \subseteq \mathcal{E}$ .

The task is to learn a predictor  $f^*(\cdot) : \mathcal{X} \mapsto \mathcal{Y}$  from the training domains such that  $f^*(\cdot)$  is robust to distributional shifts across all domains. To measure the robustness of a predictor  $f(\cdot)$ , a natural way is to investigate the performance of  $f(\cdot)$  in its most unfavorable domain. That is, we wish to minimize the maximum loss  $\max_{P^e \in \mathcal{P}} \mathbb{E}_{P^e}[\mathcal{L}(Y, f(\mathbf{x}))]$  to provide a safeguard for prediction in the unseen domain, where  $\mathcal{P}$  is the set of distributions over all domains and  $\mathcal{L}$  denotes the loss function. Therefore, the predictor  $f^*(\cdot)$  with shift robustness should own the following property,

$$f^*(x) = \operatorname{argmin}_{f: \mathcal{X} \rightarrow \mathcal{Y}} \max_{P^e \in \mathcal{P}} \mathbb{E}_{P^e}[\mathcal{L}(Y, f(x))]. \quad (3.1)$$

Such a goal is in align with existing works [2, 3, 6], while they focus on learning an invariant predictor by adding penalizations instead of dealing with the min-max property. In our work, we firstly provide the explicit formula of the predictor in terms of the distribution based on the *do*-operator. Then we prove its invariance and min-max property in (3.1), where we transform the original min-max problem to a more accessible max-min problem.

**Causal graph and *do*-operator.** A causal graph  $G$  of a set of variables  $\mathbf{V}$  is a directed acyclic graph (DAG) where each node corresponds to a distinct element of  $\mathbf{V}$  and each arrow represents a direct causal relationship [22]. We let  $\text{PA}_{v_i}, \text{Ch}_{v_i}, \text{De}_{v_i}, \text{An}_{v_i}$  denote the parents, children, descendants, ancestors of  $V_i$ , and let  $\overline{\text{An}}_{v_i}$  denote  $V_i \cup \text{An}_{v_i}$ . Each variable is generated by  $V_i = f_{v_i}(\text{PA}_{v_i}, U_i)$  where  $U_i$  denotes the random noise. The graph structure along with the joint independence of noise terms induce a causal factorization of the joint distribution  $p(\mathbf{v}) = \prod_{v_i} p(v_i | \text{pa}_{v_i})$ . The operator  $\text{do}(\mathbf{V}_1 = \mathbf{v}_1)$  means that we fix the value of the random variable  $\mathbf{V}_1$  as constant  $\mathbf{v}_1$  that curtails the natural tendency of  $\mathbf{V}_1$  to vary in response  $\text{PA}_{v_1}$ , then  $p(\mathbf{v}_0 | \text{do}(\mathbf{v}_1)) = p(\mathbf{v}) / \prod_{v_i \in \mathbf{v}_1} p(v_i | \text{pa}_{v_i})$  denotes the induced *interventional* probability distribution of  $\mathbf{V}_0 = \mathbf{V}_1 \setminus \mathbf{V}_0$ . In terms of changes in the causal graph, the *do*-operator is equivalent to removing all edges directed into the intervened variable.

### 4 Methodology

Firstly, we will introduce a causal framework to formulate the distribution shifts across domains. As is known, extrapolation to the unseen domain is generally unachievable as the distribution may change arbitrarily, certain restrictions are required to build connections between the seen and unseen domains. In this paper, we take a causal perspective and view the joint distribution  $p^e(\mathbf{x}, y)$  of the real-world data as a product of causal mechanisms, and the shift of  $\{p^e(\mathbf{x}, y)\}$  across domains source from some changing causal modules. Specifically, suppose that  $\mathbf{X} = (X_1, \dots, X_p)$  is a  $p$ -dimensional variable, and the causal structure of  $Y \cup \{X_i\}_{i=1}^p$  is represented by a DAG [1] such that the joint distribution admits the following *causal factorization*

$$p^e(y, \mathbf{x}) = p^e(y | \text{pa}_y^e) \prod_{i=1}^p p^e(x_i | \text{pa}_i^e), \text{ for } e \in \mathcal{E}, \quad (4.1)$$

where each term in the factorization is called as a causal conditional. When the set of parent nodes are empty, the causal conditional  $p^e(x_i | \text{pa}_i^e)$  refers to the marginal density  $p^e(x_i)$ . The causal graph is a modular configuration to describe the causative relationships among the variables in a qualitative way, where each parent-child relationship represents an autonomous physical mechanism.

Indeed, a change in  $p^e(\mathbf{x}, y)$  across domains will always be due to the changes in at least one of the causal conditionals in (4.1). Let  $\mathbf{X}_s$  and  $\mathbf{X}_m$  denote the stable variables set with invariant causal conditionals and mutable variables set with changing ones, respectively, *i.e.*,  $\mathbf{X}_m := \{X_i | \exists e, e' \in$

$\mathcal{E}$ ,  $p^e(x_i|pa_i^e) \neq p^{e'}(x_i|pa_i^{e'})$  and  $\mathbf{X}_s := \{X_i | p^e(x_i|pa_i) \equiv p(x_i|pa_i) \forall e \in \mathcal{E}\}$ . In this paper, we consider the case where the causal conditional for the target is invariant, *i.e.*,  $p^e(y|pa_y) \equiv p(y|pa_y)$ , which has been widely adopted in the existing literature [2, 5, 8, 15]. For clarity, we summarize such framework as the following.

**Causal framework for distribution shift** Suppose that causal structure over  $Y \cup \{X_j\}_{j=1}^p$  is a directed acyclic graph for each domain  $e$  and  $p^e(\mathbf{x}, y)$  admits the following causal factorization

$$p^e(\mathbf{x}, y) = p(y|pa_y) \prod_{x_i \in \mathbf{x}_s} p(x_i|pa_i) \prod_{x_i \in \mathbf{x}_m} p^e(x_i|pa_i^e), \text{ for } e \in \mathcal{E}, \quad (4.2)$$

where  $\mathbf{x}_s$  and  $\mathbf{x}_m$  are disjoint sets and  $\mathbf{x}_s \cup \mathbf{x}_m = \{x_j\}_{j=1}^p$ . This framework is closely related to the concept of ‘soft intervention’ [23] and ‘mechanism change’ [24] in the literature of causal discovery, which refers to the change of causal conditionals under certain known experimental interventions. It is important to note we adopts the causal factorization, instead of an arbitrary factorization by the multiplication rule, *e.g.*,  $p^e(\mathbf{x}, y) = \prod_{i=1}^p p^e(x_i|x_{i+1}, \dots, x_p, y)p^e(y)$ , as it is believed that the physical mechanism changes are normally rare (*sparse mechanism shift*, [13]). By contrast, a minor change in one causal conditional during the data generating process might cause many terms in a non-causal factorization change simultaneously.

#### 4.1 Causally Invariant Predictor

In this section, we will show that the conditional expectation under the distribution intervened by  $do(\mathbf{X}_m = \mathbf{x}_m)$  [1, 5], *i.e.*,  $E_{P^e}(Y|\mathbf{x}_s, do(\mathbf{x}_m))$  is invariant across  $P^e \in \mathcal{P}$  and hence can serve as the invariant predictor. Then we will prove that the proposed invariant predictor also possesses the favorable min-max property in (3.1) that supports its robustness to the distribution shift. Note that while in this section the predictor is expressed in terms of the distribution (instead of sample data), we will give the empirical learning method with the detection procedure for  $\mathbf{X}_m$  in Section 4.2.

According to the framework in (4.2), the causal conditionals  $\{p^e(x_i|pa_i^e)|x_i \in \mathbf{x}_m\}$  that dictate the generation of  $X_i \in \mathbf{X}_m$  change across domains  $e \in \mathcal{E}$ , so we proactively remove such dependence information by  $do(\mathbf{X}_m = \mathbf{x}_m)$  and the induced interventional probability distribution

$$p^e(y, \mathbf{x}_s | do(\mathbf{x}_m)) \equiv p(y|pa_y) \prod_{x_i \in \mathbf{x}_s} p(x_i|pa_i) \text{ for } e \in \mathcal{E}, \quad (4.3)$$

which is obtained by removing  $\{p^e(x_i|pa_i^e)|x_i \in \mathbf{x}_m\}$  and therefore is invariant for  $P^e \in \mathcal{P}$ . By implementing such *do*-operator on the mutable variables, the interventional distribution  $p(y, \mathbf{x}_s | do(\mathbf{x}_m))$  naturally removes all the non-invariant information contained in  $\{p^e(x_i|pa_i^e)|x_i \in \mathbf{x}_m\}$  and maximally reserves all the transferable invariant information carried by  $p(y|pa_y)$  and  $\{p(x_i|pa_i)|x_i \in \mathbf{x}_s\}$ . The invariance of the interventional distribution directly leads to the invariance of  $E_{P^e}(Y|\mathbf{x}_s, do(\mathbf{x}_m))$ , which is defined by

$$E_{P^e}[Y|\mathbf{x}_s, do(\mathbf{x}_m)] = \int y p^e(y|\mathbf{x}_s, do(\mathbf{x}_m)) dy = \int y \frac{p^e(y, \mathbf{x}_s | do(\mathbf{x}_m))}{\int_y p^e(y, \mathbf{x}_s | do(\mathbf{x}_m)) dy} dy. \quad (4.4)$$

**Proposition 4.1** (Invariance Property).

Suppose that the distributions set  $\mathcal{P} = \{P^e | e \in \mathcal{E}\}$  where  $p^e(y, \mathbf{x}) = p(y|pa_y) \prod_{x_i \in \mathbf{x}_s} p(x_i|pa_i) \prod_{x_i \in \mathbf{x}_m} p^e(x_i|pa_i^e)$ , then  $E_{P^e}(Y|\mathbf{x}_s, do(\mathbf{x}_m))$ , the conditional expectation under the distribution intervened by  $do(\mathbf{X}_m = \mathbf{x}_m)$ , is invariant for  $P^e \in \mathcal{P}$ .

In the following, we will denote invariant distributions as  $p(y, \mathbf{x}_s | do(\mathbf{x}_m))$  omitting the superscript  $e$  and denote the prediction as  $E[Y|\mathbf{x}_s, do(\mathbf{x}_m)]$ . It is worth noting our method is different from the way of variables selection, our invariant predictor is commonly not constant in  $\mathbf{x}_m$  as the interventional distribution still retains the invariant causal conditionals with  $\mathbf{X}_m$  as the parents.

The property of invariance is of great importance, as it suggests that the mapping  $E[Y|\mathbf{x}_s, do(\mathbf{x}_m)] : \mathcal{X} \mapsto \mathcal{Y}$  can be learned from the training domains using data distributed as  $p^e(\mathbf{x}, y)$  ( $e \in \mathcal{E}_{\text{train}}$ ), and then can be directly transferred to the unseen test domains. However, being invariant only suggests that predictor is learnable from training domains, further analyses on its robustness are required. Fortunately, it can be proved that under certain conditions our proposed predictor  $f^*(\mathbf{x}) := E[Y|\mathbf{x}_s, do(\mathbf{x}_m)]$  minimizes the maximum quadratic loss over all domains, *i.e.*,

$$f^*(\mathbf{x}) = \operatorname{argmin}_{f: \mathcal{X} \mapsto \mathcal{Y}} \max_{P^e \in \mathcal{P}} E_{P^e}[(Y - f(\mathbf{X}))^2]. \quad (4.5)$$

The min-max property in (4.5) suggests  $\max_{P^e \in \mathcal{P}} \mathbb{E}_{P^e}[(Y - f^*(\mathbf{X}))^2] \leq \max_{P^e \in \mathcal{P}} \mathbb{E}_{P^e}[(Y - f(\mathbf{X}))^2]$  for any predictor  $f(\cdot)$ , which shows the robustness of our predictor and guarantees its predictive performance in any unseen test domain. The establishment of (4.5) requires certain conditions, the following Theorem 4.1 specify the conditions from causal structures, while Theorem 4.2 presents the result under the parametric assumption of additive models. The key idea of the proof is to transform the min-max problem to a more accessible max-min one, which will be introduced after the theorems.

**Theorem 4.1** (Min-Max property under certain Causal Structures).

Let  $\mathbf{X}_m^0 = \mathbf{X}_m \cap \text{Ch}_Y$ ,  $\mathbf{X}_m^1 = \mathbf{X}_m \setminus \mathbf{X}_m^0$ . Suppose that the causal graph for  $Y \cup \{X_j\}_{j=1}^p$  in each domain satisfies that (i) for  $V_i \in \mathbf{X}_m^0 \cap \text{An}(\mathbf{X}_s)$ , all the paths between  $V_i$  and  $Y$  are  $d$ -separated by  $\mathbf{X}_s \cup \mathbf{X}_m^1$ ; and (ii) there is no directed path from  $V_i \in \mathbf{X}_m^0 \setminus \text{An}(\mathbf{X}_s)$  to  $Y$ , then  $f^*(\mathbf{x}) := \mathbb{E}[Y|\mathbf{x}_s, do(\mathbf{x}_m)]$  satisfies the min-max property claimed in (4.5).

The assumptions in Theorem 4.1 over causal graphs originate from [25]. Under such restrictions, the invariant prediction  $\mathbb{E}(Y|\mathbf{x}_s, do(\mathbf{x}_m))$  can be reduced to the conditional expectation  $\mathbb{E}(Y|\mathbf{x}_s, \mathbf{x}_m^1)$ , which enables the following variance decomposition formula  $\text{Var}(Y|\mathbf{X}_s, \mathbf{X}_m^1) = \mathbb{E}[\text{Var}(Y|\mathbf{X})|\mathbf{X}_s, \mathbf{X}_m^1] + \text{Var}[\mathbb{E}(Y|\mathbf{X})|\mathbf{X}_s, \mathbf{X}_m^1]$  that is crucial for the proof. When  $\mathbb{E}(Y|\mathbf{x}_s, do(\mathbf{x}_m))$  can not be reduced to the common conditional expectation, we can also prove the min-max property under certain parametric assumptions on the causal models as shown in Theorem 4.2.

**Theorem 4.2** (Min-Max property under Additive Noise Model).

Suppose that the causal conditionals for the target  $Y$  and its child nodes  $\text{Ch}_Y$  are Gaussian distributed as  $Y|pa_y \sim N(g_y(pa_y), \sigma_y^2)$ ,  $X_i|pa_{x_i} \sim N(g_{x_i}(pa_{x_i}), \sigma_{x_i}^2)$  for  $X_i \in \text{Ch}_Y$  and  $g_i(pa_i)$  is linear in  $Y$ . Then  $f^*(\mathbf{x}) := \mathbb{E}[Y|\mathbf{x}_s, do(\mathbf{x}_m)]$  satisfies the min-max property claimed in (4.5).

The assumptions on the causal conditionals in Theorem 4.2 is equivalent to the commonly adopted additive noise assumption written in  $Y = g_y(\text{PA}_y) + \varepsilon_y$  and  $X_i = g_{x_i}(\text{PA}_{x_i}) + \varepsilon_{x_i}$  for  $X_i \in \text{Ch}_y$ . While Gaussian distribution is a natural choice for the noise distribution, the results may be extended to more general exponential family distributions.

In the following, we show the key idea in proving the min-max problem, which also inspires the empirical learning method in Section 4.2. Let  $p^*(\mathbf{x}_m)$  be an arbitrary marginal probability density for  $\mathbf{X}_m$ , we construct the distribution

$$p^*(\mathbf{x}, y) = p(y|pa_y) \prod_{x_i \in \mathbf{x}_s} p(x_i|pa_{x_i}) p^*(\mathbf{x}_m). \quad (4.6)$$

Let  $P^*$  be the distribution with density  $p^*(\mathbf{x}, y)$ . Based on the definition, we have two observations

- (i)  $\mathbb{E}(Y|\mathbf{x}_s, do(\mathbf{x}_m)) = \mathbb{E}_{P^*}(Y|\mathbf{x}_s, do(\mathbf{x}_m))$ ;
- (ii)  $\mathbb{E}_{P^*}(Y|\mathbf{x}_s, do(\mathbf{x}_m)) = \mathbb{E}_{P^*}(Y|\mathbf{x}) = \text{argmin}_f \mathbb{E}_{P^*}[Y - f(\mathbf{X})]^2$ .

The conclusion (i) directly follows from the fact  $P^* \in \mathcal{P}$  and the invariance of the intervened conditional expectation, note that  $p^*(\mathbf{x}, y)$  is a special case of  $p^e(\mathbf{x}, y)$  when  $pa_{x_i} = \emptyset$  for  $x_i \in \mathbf{x}_m$ . To appreciate (ii), note that  $p^*(\mathbf{x}, y) = p^*(\mathbf{x}_m) p^e(y, \mathbf{x}_s | do(\mathbf{x}_m))$  by comparing (4.6) with (4.3). This immediately leads to  $p^*(y|\mathbf{x}_s, \mathbf{x}_m) = p^*(y|\mathbf{x}_s, do(\mathbf{x}_m))$  and hence we have the first equality in (ii). Further, note that the conditional expectation is the predictor that minimizes the mean squared error in the single distribution case, we have the second equality in (ii).

Combining the equalities in (i) and (ii), we conclude that  $\mathbb{E}(Y|\mathbf{x}_s, do(\mathbf{x}_m)) = \text{argmin}_f \mathbb{E}_{P^*}[Y - f(\mathbf{X})]^2$ . That is, our proposed invariant predictor is actually the optimal predictor under the constructed special distribution  $P^*$ . Then with the ‘‘Principle of Maximum Conditional Entropy’’ in [26], to prove that  $\mathbb{E}[Y|\mathbf{x}_s, do(\mathbf{x}_m)]$  satisfies the following min-max property

$$\text{argmin}_{f: \mathcal{X} \rightarrow \mathcal{Y}} \max_{P^e \in \mathcal{P}} \mathbb{E}_{P^e}[(Y - f(\mathbf{X}))^2] \quad (4.7)$$

is equivalent to prove that  $P^*$  is the maximizing distribution as defined in the following

$$\text{argmax}_{P^e \in \mathcal{P}} \min_{f: \mathcal{X} \rightarrow \mathcal{Y}} \mathbb{E}_{P^e}[(Y - f(\mathbf{X}))^2]. \quad (4.8)$$

Note  $\min_f \mathbb{E}_{P^e}[(Y - f(\mathbf{X}))^2]$  measures degree of difficulty in using  $\mathbf{X}$  to predict  $Y$ . Thus, the robust predictor over  $\mathcal{P}$  with the min-max property is the optimal predictor over the ‘‘hardest-to-predict’’ distribution. Therefore, the original min-max problem is transformed into proving that  $P^*$  in (4.6) is a maximizing distribution defined in (4.8). Further, it can be proved that under the quadratic loss,



$P^*$  being the maximizing distribution is equivalent to  $E_{P^*}(\text{Var}_{P^*}(Y|X)) \geq E_{P^e}(\text{Var}_{P^e}(Y|X))$  for all  $P^e \in \mathcal{P}$ , which can be proved under the conditions in Theorem 4.1 and 4.2.

Additionally, we present an intuitive motivation for claiming  $P^*$  to be “hardest-to-predict” distribution from its construction. Note  $p^*(\mathbf{x}, y)$  shares the same invariant causal conditionals with  $p^e(\mathbf{x}, y)$  and eliminate the other dependence, while the eliminated dependence with  $Y$  tends to reduce the predictive power of  $\mathbf{X}$ . It is important that the  $P^*$  also inspires the learning method in Section 4.2, where we will re-define  $P^*$  with more scrutiny to reduce the approximation errors.

## 4.2 Local Causal Discovery and Empirical Estimation

The key idea for estimating the invariant predictor sources from the following equation,

$$E(Y|\mathbf{x}_s, do(\mathbf{x}_m)) = E_{P^*}(Y|\mathbf{x}) \text{ for } p^*(\mathbf{x}, y) = p(y|pa_y) \prod_{x_i \in \mathbf{x}_s} p(x_i|pa_i) p^*(\mathbf{x}_m). \quad (4.9)$$

The magical implication of (4.9) is that once we have the data distributed as  $P^*$ , we can estimate the invariant predictor by simply applying the standard supervised learning methods to regress  $Y$  on  $\mathbf{X}$  over such data. Therefore, the problem is transformed to how to generate the data distributed as  $P^*$  based on the original data from  $P^e$ , which can be accomplished by firstly shuffling the variables  $\mathbf{X}_m$  and then regenerate the responsive variables (the descendants  $\text{De}(\mathbf{X}_m)$ ). As the causal structure is not assumed as known, we propose a local causal discovery procedure to identify the causal directions for determining the set of variables that need to be regenerated.

Further, to reduce the approximation errors brought by the regeneration step, we redefine the distribution  $P^*$  with more scrutiny such that  $E(Y|\mathbf{x}_s, do(\mathbf{x}_m)) = E_{P^*}(Y|\mathbf{x})$  still holds but we only need to regenerate the variables in  $\text{An}(\text{Ch}_y) \cap \text{De}(\mathbf{X}_m)$  for estimating the invariant predictor. At the same time, we show in Algorithm 2 that the causal directions required for determining  $\overline{\text{An}}(\text{Ch}_y) \cap \text{De}(\mathbf{X}_m)$  are always identifiable, which greatly improves the feasibility of our method as the identification of a general causal direction is only achievable under additional identification conditions.

In the following, we will decompose the empirical learning as the following three steps: (i) detect  $\mathbf{X}_m$  and construct the undirected causal skeleton; (ii) implement local causal discovery to determine the regenerated variables; (iii) regenerate data and estimate the invariant predictor.

**The First Step:** Following [27], we treat the domain index  $e$  as a sample realization from the random variable  $E$  and assume the following faithfulness assumption [28], which is a standard assumption in causal discovery that ensures the conditional independence relationships contained in the distribution are equivalent to the ones contained in the causal graph. Let  $\mathbf{V} = \{X_i\}_{i=1}^p \cup Y$ . Under this assumption, we may detect  $\mathbf{X}_m$  and build the undirected causal skeleton by querying the marginal and conditional independence among  $\mathbf{V}$ .

**Assumption 1. (Faithfulness)** Suppose that the structural causal equation  $X_i = f_i(PA_i, \theta_i(E), \varepsilon_i)$ , where  $\theta_i(E)$  is the parameter and  $\varepsilon_i$  is the random noise. Assume the joint distribution of  $Y \cup \{X_i\}_{i=1}^p$  is faithful to the causal graph augmented by including the arrows  $\{\theta_i(E) \rightarrow X_i\}$ .

---

### Algorithm 1 Detection of $\mathbf{X}_m$ and Construct the Causal Skeleton $G$

---

1. Start with  $\mathbf{X}_m = \emptyset$ . For  $V_i \in \mathbf{V}$ , test if  $V_i \perp E$  or if there exist a subset  $\mathbf{C}_{v_i, e} \subseteq \mathbf{V}$  such that  $V_i \perp E | \mathbf{C}_{v_i, e}$ . If  $V_i \not\perp E$  and there exists no such  $\mathbf{C}_{v_i, e}$ , then include  $V_i$ ,  $\mathbf{X}_m = \mathbf{X}_m \cup V_i$ .
  2. Start with an undirected graph  $G$  including edges for any two variables in  $\mathbf{V}$  and the arrows  $E \rightarrow V_i$  for  $V_i \in \mathbf{X}_m$ . For each pair of  $\{V_i, V_j\}$ . If  $V_i \perp V_j$  or there exists a subset  $\mathbf{C}_{v_i, v_j} \subset \mathbf{V}$  such that  $V_i \perp V_j | \mathbf{C}_{v_i, v_j}$ , we delete the edge  $V_i - V_j$  from  $G$ .
- 

In practice, we use the Hilbert Schmidt Independence Criterion [29] for the marginal independence test and the Kernel-based Conditional Independence test in [30].

**The Second Step:** In the second step, we identify the variables set  $\text{De}(\mathbf{X}_m)$  and  $\overline{\text{An}}(\text{Ch}_y) \cap \text{De}(\mathbf{X}_m)$ , where the descendants and ancestors are defined in the causal graph  $G^*$  obtained by removing the arrows into  $\mathbf{X}_m$ . We will show in the third step that it suffices to regenerate the variables in  $\overline{\text{An}}(\text{Ch}_y) \cap \text{De}(\mathbf{X}_m)$  for estimating the proposed invariant predictor  $E(Y|\mathbf{x}_s, do(\mathbf{x}_m))$ .

---

**Algorithm 2** Detection of  $\text{De}(\mathbf{X}_m)$  and  $\text{An}(\text{Ch}_y) \cap \text{De}(\mathbf{X}_m)$ 


---

- 2.1 Detect  $\text{De}(\mathbf{X}_m)$ : Start with  $\text{De}(\mathbf{X}_m) = \emptyset$  and  $Q = \{X_i | X_i \in \mathbf{X}_m\}$ .
- 1: **while**  $Q \neq \emptyset$  **do**
  - 2:   **for**  $X_i \in Q$  **do**
  - 3:     find the variable  $V_i \in \mathbf{V} \setminus \mathbf{X}_m$  and adjacent to  $X_i$  in the undirected graph  $G$ .  
find a separating  $\mathbf{C}_{v_i, e} \subseteq \mathbf{V}$  such that  $V_i \perp E | \mathbf{C}_{v_i, e}$   
if  $V_i \perp X_i | \mathbf{C}_{v_i, e} \cup X_i$ , then  $V_i \rightarrow X_i$ ; else,  $V_i \leftarrow X_i$  and add  $V_i$  into  $Q$ .  
Remove  $X_i$  from  $Q$ .
  - 4:   **end for**
  - 5: **end while**
- 2.2 Detect  $\text{Ch}_y \cap \text{De}(\mathbf{X}_m)$  : Start with  $\text{Ch}_y \cap \text{De}(\mathbf{X}_m) = \emptyset$
- 1: **for**  $X_i \in \text{De}(\mathbf{X}_m)$  that is adjacent to  $Y$  in  $G$  **do**
  - 2:   find the separating set  $\mathbf{C}_{y, e} \subseteq \mathbf{V}$  such that  $Y \perp E | \mathbf{C}_{y, e}$   
if  $Y \not\perp E | \mathbf{C}_{y, e} \cup X_i$ , then  $Y \rightarrow X_i$  and add  $X_i$  into  $\text{Ch}_y \cap \text{De}(\mathbf{X}_m)$ .
  - 3: **end for**
- 

In the second part of Algorithm 2, we detect the  $\text{Ch}_y \cap \text{De}(\mathbf{X}_m)$ , the final answer  $\overline{\text{An}}(\text{Ch}_y) \cap \text{De}(\mathbf{X}_m)$  is obtained by including the variable over the identified directed path  $\text{Ch}_y \leftarrow \dots \leftarrow X_i$  for  $X_i \in \mathbf{X}_m$ . It should be noted that the separating sets  $\mathbf{C}_{v_i, e}$  required in Algorithm 2 always exist as  $V_i \notin \mathbf{X}_m$  and have been searched in Algorithm 1, so no extra computation cost is needed in finding the separating set. Except for providing the specific procedures, Algorithm 2 also implies that the required causal directions for determining  $\text{De}(\mathbf{X}_m)$  and  $\overline{\text{An}}(\text{Ch}_y) \cap \text{De}(\mathbf{X}_m)$  can always be identified the statistical dependence implied in data, which is important in terms of the practicality as it is known a general causal direction may not be identifiable.

Then we use the IC algorithm [1] to determine the direction between  $X_i \in \overline{\text{An}}(\text{Ch}_y) \cap \text{De}(\mathbf{X}_m)$  and its adjacent nodes to identify  $\text{PA}_i$  for regenerating the data of  $X_i$  in the third step. For example, when  $X_i \in \text{Ch}_y \cap \text{De}(\mathbf{X}_m)$ , the direction between  $X_i$  and an adjacent variable  $X_j$  can be identified as long as  $X_j$  is not adjacent to  $Y$  or any identified ancestor of  $X_i$ , which is more easier to be satisfied than the identification conditions for recovering the complete causal graph in [27].

**The Third Step:** Note that  $P^*$  in (4.6) is obtained from  $p^e(\mathbf{x}, y)$  by replacing  $\prod_{x_i \in \mathbf{x}_m} p(x_i | \text{pa}_i)$  with  $p^*(\mathbf{x}_m)$ , ‘transforming’ from  $P^e$  to  $P^*$  can be realized by firstly shuffling the data of  $\mathbf{X}_m$  and then regenerate  $\text{De}(\mathbf{X}_m)$  that changes in response. Since the regeneration step introduces approximation errors in fitting regressors, we would like to regenerate a minimal set of variables that suffices to estimate  $\text{E}(Y | \mathbf{x}_s, \text{do}(\mathbf{x}_m))$ . In the following, we redefine the distribution  $P^*$  such that the equality  $\text{E}(Y | \mathbf{x}_s, \text{do}(\mathbf{x}_m)) = \text{E}_{P^*}(Y | \mathbf{x})$  still holds and it suffices to regenerate the identified variables  $\overline{\text{An}}(\text{Ch}_y) \cap \text{De}(\mathbf{X}_m)$ . The redefinition of  $P^*$  is based on the following Proposition 4.2.

**Proposition 4.2.** *Let  $\mathbf{X}_m^0$  be a subset of  $\mathbf{X}_m$  satisfying  $(\text{Ch}_y \cap \mathbf{X}_m) \subseteq \mathbf{X}_m^0$ , then  $p^e(y | \mathbf{x}_s, \mathbf{x}_m^1, \text{do}(\mathbf{x}_m^0)) \equiv p(y | \mathbf{x}_s, \text{do}(\mathbf{x}_m))$  and  $\text{E}(Y | \mathbf{x}_s, \mathbf{x}_m^1, \text{do}(\mathbf{x}_m^0)) \equiv \text{E}(Y | \mathbf{x}_s, \text{do}(\mathbf{x}_m))$ , where  $\mathbf{x}_m^1 = \mathbf{x}_m \setminus \mathbf{x}_m^0$ . Let  $p^*(\mathbf{x}, y) = p^e(\mathbf{x}, y) p^*(\mathbf{x}_m^0) / \prod_{x_i \in \mathbf{x}_m^0} p(x_i | \text{pa}_i)$ , then  $\text{E}_{P^*}(Y | \mathbf{x}) = \text{E}(Y | \mathbf{x}_s, \text{do}(\mathbf{x}_m))$ .*

In Algorithm 3, we regenerate the data distributed as  $P^*$  defined by selecting  $\mathbf{X}_m^0 = \{\text{Ch}_y \cap \mathbf{X}_m\} \cup \{X_i \in \mathbf{X}_m \text{ with a path to } \text{Ch}_y \cap \mathbf{X}_m \text{ and a directed path to } \text{Ch}_y \setminus \mathbf{X}_m\}$ . The reason to include the second part is to reduce the number of variables to be regenerated. For example, suppose there are paths  $\{Y \rightarrow X_1^s \leftarrow X_1^m \leftarrow X_2^m, Y \rightarrow X_2^m\}$  where  $X_1^m, X_2^m \in \mathbf{X}_m$ , then intervening on  $\text{Ch}_y = X_2^m$  requires regenerating  $X_1^m$  and  $X_1^s$ , while we only need to regenerate  $X_1^s$  after intervening on  $X_1^m$  and  $X_2^m$ .

Note that  $\overline{\text{An}}(\text{Ch}_y) \cap \text{De}(\mathbf{X}_m)$  does not contain nodes in  $\mathbf{X}_m$  as the ancestors/descendants are with respect to the intervened graph. Therefore, the mapping from  $\text{PA}_i$  to  $X_i \in \overline{\text{An}}(\text{Ch}_y) \cap \text{De}(\mathbf{X}_m)$  is invariant and can be readily learned from data, which validates the step in line 2. Now we explain why it suffices to regenerate  $\overline{\text{An}}(\text{Ch}_y) \cap \text{De}(\mathbf{X}_m)$  instead of the full set  $\text{Desc}(\mathbf{X}_m^0)$  that include all variables that would change in response to  $\mathbf{X}_m^0$ . Although the notations are involved, the ideas are natural where we concentrate on the *Markov Blanket* [31] of  $Y$ . The Markov blanket  $\mathbf{X}_{\text{blanket}} = \{\text{PA}_y, \text{Ch}_y, \text{PA}(\text{Ch}_y)\}$  and  $\{Y \perp \mathbf{X}_{\text{blanket}} | \mathbf{X}\}_{P^*}$ , which leads to  $\text{E}(Y | \mathbf{x}) = \text{E}(Y | \mathbf{x}_{\text{blanket}})$ . We only need to regenerate the variables included in the Markov blanket. Note  $\text{PA}_y$  does not need to be regenerated because the path between the ancestors of  $\text{PA}_y$  and  $Y$  must be d-separated by  $\text{PA}_y$ , while  $\text{Ch}_y$  and its ancestors

need to be regenerated due to the collider structure  $Y \rightarrow \text{Ch}_y \leftarrow \text{PA}(\text{Ch}_y)$ . Therefore, we only need to regenerate  $\overline{\text{An}}(\text{Ch}_y) \cap \text{De}(\mathbf{X}_m)$ .

---

**Algorithm 3** Estimates  $E(Y|\mathbf{x}_s, do(\mathbf{x}_m))$

---

- 1: **for**  $X_i \in \overline{\text{An}}(\text{Ch}_y) \cap \text{De}(\mathbf{X}_m)$  **do**
  - 2:   train a regressor  $f_i$  from  $\text{PA}_i$  to  $X_i$  in the pooled data
  - 3: **end for**
  - 4: **for**  $X_i \in \mathbf{X}_m^0$  **do**
  - 5:   shuffle the data  $\{\{x_{ik}^e\}_{k=1}^{n_e}\}_{e \in \mathcal{E}_{\text{train}}}$  by randomizing the indexes ( $x_{ik}^e$  denote the  $k$ -th record of variable  $X_i$  in domain  $e$ ).
  - 6: **end for**
  - 7: **for**  $X_i \in \overline{\text{An}}(\text{Ch}_y) \cap \text{De}(\mathbf{X}_m)$  **do**
  - 8:   replace the original record  $x_{ik}^e$  by  $f_i(pa_{ik})$  based on the shuffled  $pa_i$ .
  - 9: **end for**
  - 10: Train a regressor  $f^*(\mathbf{x})$  from  $\mathbf{x}$  to  $Y$  over the above regenerated data.
- 

## 5 Experimental Results

In this section, we illustrate and evaluate our proposed method on both synthetic data and real-world public data from a causal inference challenge [32].

### 5.1 Simulation Study on Synthetic Data

The data generating process follows the causal graph  $G$  in Figure 1 that induces the causal factorization  $p(\mathbf{x}, y) = p(x_3)p(y|x_3)p^e(x_1|y)p(x_2|y, x_1, x_3)$ , where  $X_1$  is the mutable variable. We firstly generate the exogenous variable  $X_3$  from  $N(5, 1^2)$ , then  $Y$  from  $Y|X_3 \sim N(0.5X_3, 0.5^2)$ , followed by  $X_1|Y \sim N(\alpha^e Y, 0.1^2)$  and  $X_2|Y, X_1, X_3 \sim N(Y - X_1 + X_3, 0.1^2)$ , where the linear parameter  $\alpha^e$  changes across domains  $e \in \mathcal{E}$ . The training data is generated from  $\alpha^{e_{\text{train}}} = 1$ , while in the test data,  $-2 \leq \alpha^e \leq 4$ .

As the causal graph is known in the simulation, we only need to implement the third step to estimate  $E(Y|x_2, x_3, do(x_1))$ . We construct  $p^*(\mathbf{x}, y) = p(x_3)p(y|x_3)p^*(x_1|y)p(x_2|y, x_1, x_3)$ , where  $p^*(x_1|y)$  replaces the causal conditional  $p^e(x_1|y)$  such that  $p^*(y|x_1, x_2, x_3) = p^e(y|x_2, x_3, do(x_1))$ . In terms of the causal graph,  $P^*$  is compatible with the  $G^*$  in Figure 1, where the arrow  $Y \rightarrow X_1$  is cut off to remove the non-invariant dependence between  $Y$  and  $X_1$ . To obtain data distributed as  $p^*(\mathbf{x}, y)$  based on data generated from  $p^{e_{\text{train}}}(\mathbf{x}, y)$ , we firstly shuffle the training data of  $X_1$  by randomizing the indexes, which corresponds to replacing  $p^{e_{\text{train}}}(x_1|y)$  to the marginal distribution  $p^*(x_1) = \int p^{e_{\text{train}}}(x_1|y)p^{e_{\text{train}}}(y)dy$ . Next, as  $X_2$  is the descendant of  $X_1$ , we regenerate  $X_2$  by  $X_2|Y, X_1, X_3 \sim N(Y - X_1 + X_3, 0.1^2)$  based on the shuffled  $X_1$  and the original  $Y$  and  $X_3$ . Then the regenerated data is distributed as  $P^*$ . As  $E_{P^*}(Y|x_1, x_2, x_3) = E(Y|x_2, x_3, do(x_1))$ , the invariant predictor can be obtained from the regenerated data by normal regression methods.

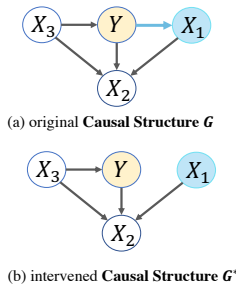


Figure 1: Causal Graph



Figure 2: Root Mean Square Errors in different domains

Figure 2 shows the root mean square errors (RMSE) by the ordinary least square (OLS) regression using all covariates, the OLS regression using the causative variable  $X_3$ , and our method of implementing the OLS regression on the regenerated data. Among the three methods, using all covariates uses



the non-transferable information contained in  $Y \rightarrow X_1$  and hence the performance deteriorates greatly when  $a^e \neq a^{e_{\text{train}}}$ . While only causative variable is an invariant, it loses the transferable information in  $\{Y, X_1\} \rightarrow X_2$ . By contrast, our estimator  $E(Y|x_2, x_3, do(x_1))$  maximally reserved the transferable information contained in  $X_3 \rightarrow Y$  and  $\{Y, X_1\} \rightarrow X_2$  and proactively removed the dependence brought by  $Y \rightarrow X_1$ . Further, we can validate such empirical observations by the theoretical derivation, we can calculate that  $Y|x_2, x_3, do(x_1) \sim N(\mu, \sigma^2)$  for  $\mu = [0.1^2 X_3 + 0.5^2 (X_1 + X_2 - X_3)] / (0.5^2 + 0.1^2)$  and  $\sigma^2 = (0.5^{-2} + 0.1^{-2})^{-1}$ , which has lower variance than  $Y|x_3 \sim N(0.5x_3, 0.5^2)$ .

## 5.2 Hematology Dataset of Mutant Mouse

We perform the empirical evaluation on a public dataset provided by the International Mouse Phenotyping Consortium (IMPC) that was used for a causal inference challenge in [32]. The dataset collects hematology phenotypes of both wild-type mice and mutant mice with 13 kinds of single-gene knockout, where different gene knockouts are treated as different domains. We focus on the phenotypes related to the immune system, which includes the cell counts of neutrophil (NEU), lymphocyte (LYM), monocyte (MON), eosinophil (EOS), basophil (BAS), and large unstained cells (LUC). The task is to predict LYM from the other five covariates on the mutant mice.

To implement the first and second steps in Section 4.2, we take the wild-type mice and three kinds of gene knockouts as the training data. The LUC is detected to be the mutable variable by Algorithm 1. Figure 3 shows the output of Algorithm 2, where we determine the directions between the mutable variable LUC and its adjacent variables to identify  $De(LUC) = \{BAS\}$ , and then determine the direction between the target LYM and BAS to identify that  $Ch_y \cap De(LUC) = BAS$ . Then intervening on LUC refers to removing the arrows  $\{MON, LRM\} \rightarrow LUC$ . For the third step, each time we additionally take two out of the remaining ten gene knockouts to merge them with the training data for causal discovery as the training data for estimation. This produces 45 pairs of training and test data, where each training data include the wild-type and five gene knockouts and each test data include eight gene knockouts. In the data regeneration step, we firstly learn a predictor  $f_{LUC}$  from  $\{LYM, LUC\}$  to BAS, then shuffle the data of LUC and regenerate BAS by  $BAS = f_{LUC}(LYM, LUC)$  using the shuffled LUC. Then we train a predictor  $f_{LYM}$  on the intervened data.

We use Random Forest (RF) regressor from `scikit-learn` with default parameters for learning  $f_{LUC}$  and  $f_{LYM}$ . For comparison, we also directly implement the RF on the original data. Besides, we implemented the Invariant Risk Minimization (IRM) in [2], Invariant Conditional (IC) Method in [4], and the invariant causal predictor in [33], where IRM and IC are implemented by the python codes in the authors' github repositories [34, 35] with default parameters and ICP is implemented by the R package 'InvariantCausalPrediction'. In each of the 45 rounds of training/test split, we take the maximum of mean squared errors (MSE) among the eight test domains, which is consistent with the robustness measurement in (3.1). The distribution of maximum MSE is shown in Figure 4. Our proposed estimator is the most robust as it shows an advantageous predictive performance with a significantly lower maximum MSE. The detailed results (in supplements) show that using RF on intervened data obtains the lowest maximum MSE in 36 out of 45 rounds, while RF on original data in 3 round, IC method in 3 rounds, ICP in 2 round, and IRM in 1 round, respectively.

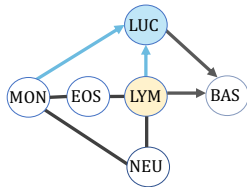


Figure 3: local causal discovery output

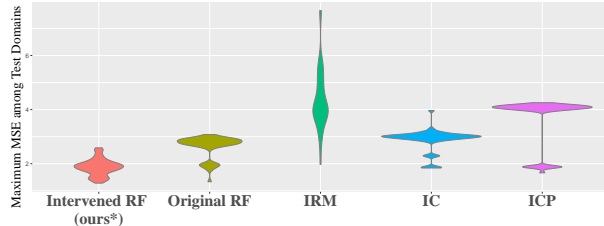


Figure 4: Distribution of maximum MSE from 45 replications

## 6 Conclusion and Discussion

This paper proposes a causal framework and a principled learning method for domain generalization. We formulate the distribution shift as external interventions to the system and propose a predictor based on the *do*-operator in the causal graph literature. We prove the invariance property to ensure

the transferability and prove the min-max property to guarantee the robust predictive performance in unseen domains. We present an empirical estimating method based on data regeneration that can be readily incorporated with standard supervised learning method. As for the future work, we will consider using the concept of generalized entropy to extend the current results to a more general loss function (except from quadratic loss), and explore how to extend the current framework and learning method to unstructured data by introducing unobserved latent variables.

## References

- [1] J. Pearl, *Causality*. Cambridge University Press, 2009.
- [2] M. Arjovsky, L. Bottou, I. Gulrajani, and D. Lopez-Paz, “Invariant risk minimization,” *arXiv preprint arXiv:1907.02893*, 2019.
- [3] C. Xie, F. Chen, Y. Liu, and Z. Li, “Risk variance penalization: From distributional robustness to causality,” *arXiv preprint arXiv:2006.07544*, 2020.
- [4] M. Rojas-Carulla, B. Schölkopf, R. Turner, and J. Peters, “Invariant models for causal transfer learning,” *The Journal of Machine Learning Research*, vol. 19, no. 1, pp. 1309–1342, 2018.
- [5] J. Peters, P. Bühlmann, and N. Meinshausen, “Causal inference by using invariant prediction: identification and confidence intervals,” *Journal of the Royal Statistical Society. Series B (Statistical Methodology)*, pp. 947–1012, 2016.
- [6] J. Müller, R. Schmier, L. Ardizzone, C. Rother, and U. Köthe, “Learning robust models using the principle of independent causal mechanisms,” *arXiv preprint arXiv:2010.07167*, 2020.
- [7] M. Ilse, J. M. Tomczak, C. Louizos, and M. Welling, “Diva: Domain invariant variational autoencoders,” in *Medical Imaging with Deep Learning*. PMLR, 2020, pp. 322–348.
- [8] X. Sun, B. Wu, C. Liu, X. Zheng, W. Chen, T. Qin, and T.-y. Liu, “Latent causal invariant model,” *arXiv preprint arXiv:2011.02203*, 2020.
- [9] C. Lu, Y. Wu, J. M. Hernández-Lobato, and B. Schölkopf, “Nonlinear invariant risk minimization: A causal approach,” *arXiv preprint arXiv:2102.12353*, 2021.
- [10] C. Liu, X. Sun, J. Wang, H. Tang, T. Li, T. Qin, W. Chen, and T.-Y. Liu, “Learning causal semantic representation for out-of-distribution prediction,” *arXiv preprint arXiv:2011.01681*, 2020.
- [11] A. Subbaswamy, P. Schulam, and S. Saria, “Preventing failures due to dataset shift: Learning predictive models that transport,” in *The 22nd International Conference on Artificial Intelligence and Statistics*. PMLR, 2019, pp. 3118–3127.
- [12] A. Subbaswamy and S. Saria, “I-spec: An end-to-end framework for learning transportable, shift-stable models,” *arXiv preprint arXiv:2002.08948*, 2020.
- [13] B. Schölkopf, F. Locatello, S. Bauer, N. R. Ke, N. Kalchbrenner, A. Goyal, and Y. Bengio, “Toward causal representation learning,” *Proceedings of the IEEE*, vol. 109, no. 5, pp. 612–634, 2021.
- [14] D. Mahajan, S. Tople, and A. Sharma, “Domain generalization using causal matching,” *arXiv preprint arXiv:2006.07500*, 2020.
- [15] J. Mitrovic, B. McWilliams, J. Walker, L. Buesing, and C. Blundell, “Representation learning via invariant causal mechanisms,” in *International Conference on Learning Representations (ICLR)*, 2021.
- [16] S. Magliacane, T. van Ommen, T. Claassen, S. Bongers, P. Versteeg, and J. M. Mooij, “Domain adaptation by using causal inference to predict invariant conditional distributions,” in *Proceedings of the 32nd International Conference on Neural Information Processing Systems*, 2018, pp. 10 869–10 879.
- [17] B. Huang, K. Zhang, J. Zhang, J. Ramsey, R. Sanchez-Romero, C. Glymour, and B. Schölkopf, “Causal discovery from heterogeneous/nonstationary data,” *Journal of Machine Learning Research*, vol. 21, no. 89, pp. 1–53, 2020.
- [18] A. Ghassami, N. Kiyavash, B. Huang, and K. Zhang, “Multi-domain causal structure learning in linear systems,” in *Proceedings of the 32nd International Conference on Neural Information Processing Systems*, 2018, pp. 6269–6279.

- [19] B. Huang, K. Zhang, M. Gong, and C. Glymour, “Causal discovery and forecasting in nonstationary environments with state-space models,” in *International Conference on Machine Learning*. PMLR, 2019, pp. 2901–2910.
- [20] B. Huang and K. Zhang, “Specific and shared causal relation modeling and mechanism-based clustering,” in *Proceedings of the 33rd International Conference on Neural Information Processing Systems*, 2019.
- [21] J. M. Mooij, S. Magliacane, and T. Claassen, “Joint causal inference from multiple contexts,” *Journal of Machine Learning Research*, vol. 21, no. 99, pp. 1–108, 2020.
- [22] J. Pearl, “Causal diagrams for empirical research,” *Biometrika*, vol. 82, no. 4, pp. 669–688, 1995.
- [23] F. Eberhardt and R. Scheines, “Interventions and causal inference,” *Philosophy of science*, vol. 74, no. 5, pp. 981–995, 2007.
- [24] J. Tian and J. Pearl, “Causal discovery from changes,” in *Proceedings of the Seventeenth conference on Uncertainty in artificial intelligence*, 2001, pp. 512–521.
- [25] J. Zhang, “Causal reasoning with ancestral graphs,” *Journal of Machine Learning Research*, vol. 9, pp. 1437–1474, 2008.
- [26] F. Farnia and D. Tse, “A minimax approach to supervised learning,” in *Proceedings of the 30th International Conference on Neural Information Processing Systems*, 2016, pp. 4240–4248.
- [27] K. Zhang, M. Gong, P. Stojanov, B. Huang, Q. LIU, and C. Glymour, “Domain adaptation as a problem of inference on graphical models,” in *Proceedings of the 34th International Conference on Neural Information Processing Systems*, 2020.
- [28] P. Spirtes, C. N. Glymour, R. Scheines, and D. Heckerman, *Causation, Prediction, and Search*. MIT press, 2000.
- [29] A. Gretton, K. Fukumizu, C. H. Teo, L. Song, B. Schölkopf, and A. J. Smola, “A kernel statistical test of independence,” in *Proceedings of the 20th International Conference on Neural Information Processing Systems*, 2007, pp. 585–592.
- [30] K. Zhang, J. Peters, D. Janzing, and B. Schölkopf, “Kernel-based conditional independence test and application in causal discovery,” *arXiv preprint arXiv:1202.3775*, 2012.
- [31] J. Pearl and A. Paz, “Confounding equivalence in causal inference,” *Journal of Causal Inference*, vol. 2, no. 1, pp. 75–93, 2014.
- [32] CRM workshop, “Causal inference challenge,” Website, 2016, [http://www.crm.umontreal.ca/2016/Genetics16/competition\\_e.php](http://www.crm.umontreal.ca/2016/Genetics16/competition_e.php).
- [33] J. Pearl, M. Glymour, and N. P. Jewell, *Causal Inference in Statistics: A Primer*. John Wiley & Sons, 2016.
- [34] Rojas-Carulla, “Python code for “Invariant Models for Causal Transfer Learning”,” Website, 2018, [https://github.com/mrojas-carulla/causal\\_transfer\\_learning](https://github.com/mrojas-carulla/causal_transfer_learning).
- [35] D. Lopez-Paz and E. Creager, “Python code for “Invariant risk minimization”,” 2019, <https://github.com/facebookresearch/InvariantRiskMinimization>.