

# A Lévy Flight based Narrow Passage Sampling Method for Probabilistic Roadmap Planners

Shubham Shukla<sup>1</sup>, Lokesh Kumar<sup>1</sup>, Titas Bera<sup>1</sup>, Ranjan Dasgupta<sup>1</sup>

**Abstract**—Sampling based probabilistic roadmap planners (PRM) have been successful in motion planning of robots with higher degrees of freedom, but may fail to capture the connectivity of the configuration space in scenarios with a critical narrow passage. In this paper, we show a novel technique based on Lévy Flights to generate key samples in the narrow regions of configuration space, which, when combined with a PRM, improves the completeness of the planner. The technique substantially improves sample quality at the expense of a minimal additional computation, when compared with pure random walk based methods, however, still outperforms state of the art random bridge building method, in terms of number of collision calls, computational overhead and sample quality. The method is robust to the changes in the parameters related to the structure of the narrow passage, thus giving an additional generality. A number of 2D & 3D motion planning simulations are presented which shows the effectiveness of the method.

## I. INTRODUCTION

It is known that the basic problem of robot path planning is PSPACE-complete [1] and exact deterministic algorithms exhibits curse of dimensionality problem [2]. To resolve such, several sampling based probabilistic motion planners have been proposed and widely used successfully for path planning for robots in high dimensional configuration spaces such as Probabilistic Roadmaps (PRM) [3], Rapidly-Exploring Random Trees (RRT) [4], etc.

Although the success of sampling based path planners are documented for various complicated scenario, path planning in high dimensional configuration space is still a difficult task. For sampling based planners one such difficulty arises when the corresponding configuration space possesses narrow passages. As the probability of sampling candidate configurations within narrow regions are proportional to the Lebesgue measure of the narrow passage region, this makes it difficult to obtain sample points in narrow passages, where the measure of such region is very less. The failure of generating candidate configuration within the narrow region may adversely affect the connectivity of the random graph structure. Several heuristic based sampling strategies can remove the difficulty to a great extent, but a satisfactory answer remains elusive.

In this paper, we propose a novel Lévy Flight (LFS) based bridge sampling method, a modification over randomized bridge builder mechanism, to address the narrow passage sampling problem. Using a Lévy Flight mechanism [5], the method is able to generate an improved quality sample configurations near the critical regions with a reduced computational cost

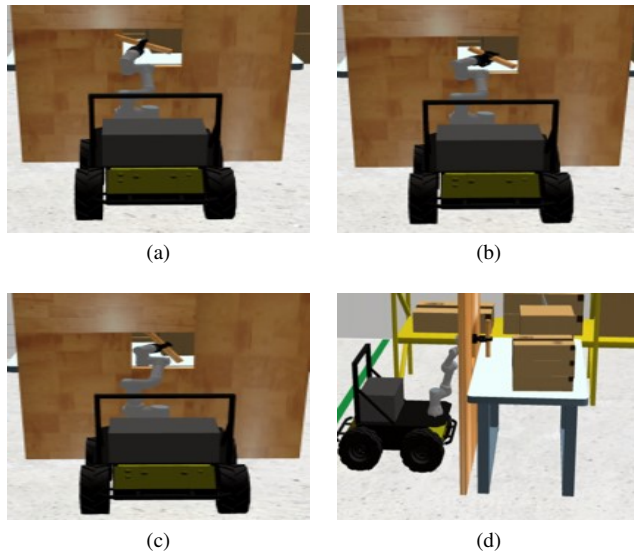


Fig. 1: Various snapshots of a narrow passage motion planning using Lévy flight based PRM. A UR3 manipulator is considered for simulation.

when compared to state-of-the-art algorithms. We compare these with the standard Random walk to surface [6], Gaussian Sampler [7], and the vanilla Randomized Bridge Builder (RBB) mechanism [8] to show superiority of our proposed algorithm in terms of improved sample quality and reduced time taken. For completeness, we integrated the proposed sampling scheme into a PRM like planner and show the motion trajectories for various scenarios.

This paper is organized as follows. Section II presents a brief overview of the existing work in the field of narrow passage sampling. Section III presents the Lévy flight based sampling scheme. Section IV and V presents the simulation results and comparison with other narrow passage sampling schemes. Finally in Section VI we conclude and outline possible extensions.

## II. LITERATURE ON NARROW PASSAGE SAMPLING

Narrow passage sampling methods can be divided into two groups - (a) path planning algorithms that can generate path through narrow passages intrinsically, (b) specific narrow passage sampling techniques that augment an existing path planning algorithm, such as PRM, by sampling configurations inside narrow regions.

Among the first group, for example, [9], combines the idea of Visibility-PRM [10] with multiple RRT trees. In [11], an

<sup>1</sup>TCS Research & Innovations Lab, Kolkata, India.  
{shukla.shubh, kumar.lokesh7, titas.bera, ranjan.dasgupta}@tcs.com

MST is created with weighted  $C_{space}$  cells, where weights depend on distance to boundary. In [12], an environment-guided variant of RRT is designed for kinodynamic robot systems that estimates the probability of collision under uncertainty in control and sensing. In [13], spherical volumes are used instead of points for nodes in RRT tree expansion, resulting in formation of a sparse tree. [14] uses dynamic extension of Bi-directional Rapidly exploring Dense Trees (RDT) [15], by locally adapting the extend parameter for each node in narrow passage situations. In [16], the sampling for RRT is done along a pre-determined guiding path, with iterative scaling of the robot model in high dimension  $C_{space}$ . [17] generates local trees near obstacles from nodes, by assigning them a cost. In Toggle-PRM [18], both free and obstacle space are mapped, which increases sampling probability in narrow passages. In [19], a two level RRT expansion is proposed. In first level, the exploration area is identified based on node visibility and the tree adapts its expansion in case of narrow passage. In [20], a bridge-line test and a non-colliding line test can identify regions around narrow passages. [21] generates samples uniformly on the medial axis of  $C_{free}$ , combining the techniques of Medial Axis-PRM and UOBPRM. In [22], learning based Multi-RRT models the tree selection process as a multi-armed bandit problem and uses Reinforcement Learning for action values with an improved  $\epsilon$ -greedy strategy. RRV in [23] computes PCA to identify narrow passage entry or interior areas.

Among the second group, the most prominently used among the sampling strategies today are the Gaussian Sampler [7] and the Randomized Bridge Builder (RBB) Sampler [8] or the bridge test. The Gaussian Sampling strategy creates sampling points around obstacle surfaces, out of which some lie in the narrow region between two or more obstacles. In the RBB method, two random points inside the obstacle are extracted and connected and its midpoint, if in  $C_{free}$ , it is taken as a sample point. Many narrow passage sampling strategies have evolved from these, such as [24], [25], [26] & [27]. In [28], sampled points using methods from [26] are used with RRT-Connect [29]. In [30], narrow passage samples are generated by building capacitor bridges between positive and negative toggled points in  $C$ -space by flagging boundaries of moving obstacles. In [31], fixed length line segments are uniformly distributed in  $C$ -space and their intersection points with  $C$ -obstacle surfaces as retained as roadmap nodes. In [32], the authors combine [18] with Lazy-PRM [32] to show good sampling performance in narrow passages. Spark-PRM in [33] grows an RRT tree from a narrow passage sample generated from PRM, until a terminating condition is met and the tree is added to the roadmap. In [34], groups of roadmaps are constructed and information about regions (whether near obstacle or in narrow passage) is stored in vertices of the group. In [35], Adaptive Region Boosting and biased entropy are proposed to sample difficult areas, capturing temporal and spatial information of  $C$ -space.

In the present paper, we select only RBB, Gaussian and Random walk to Surface (RWS) sampling mechanism (as

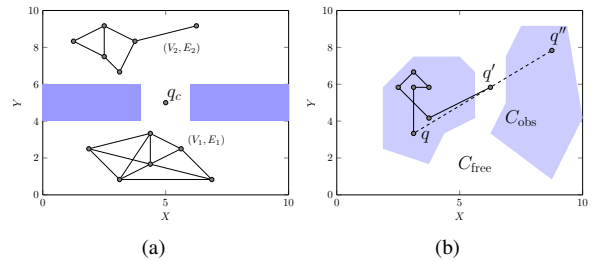


Fig. 2: Schematics showing a) a critical configuration  $q_c$  within a narrow passage may connect 2 disconnected random path graph. b) Illustration of critical candidate samples ( $q'$ ) generation using LFBS algorithm. A particle starts a Lévy flight at  $q$ , until  $q'$  followed by a bridge test check.

these methods are foundational) to compare the performance with the proposed method.

### III. LÉVY FLIGHT BASED NARROW PASSAGE SAMPLING

As shown in Fig.2a, the objective is to generate a critical configuration  $q_c$  within the narrow passage of a configuration space to connect disconnected random graphs  $(V_1, E_1)$  &  $(V_2, E_2)$ . The proposed algorithm uses a basic random walk [6], which generates sample configurations on the obstacle boundaries. However, instead of performing the vanilla random walk, our approach utilizes a Lévy flight mechanism (Fig.2b).

#### A. Lévy Flight

A Lévy flight is a category of random walk in which the random walk step-size has a Lévy distribution, a probability distribution that is heavy-tailed. The PDF of the length  $X$  of each step is a power law function of the form

$$f_X(x) \sim x^{-\alpha} \quad (1)$$

Note that for  $0 < \alpha < 2$ ,  $E[X] = \infty$ , and  $E[X^2] = \infty$ , that is, infinite mean and variance. A higher value of  $\alpha$  implies small steps and occasional long jumps which makes it difficult for a random walker to return to the starting point. That is, the walker can occasionally jump from one micro-structure to another which leads to a balanced exploration-exploitation scenario. In other words, the walk is intrinsically exploratory and efficient. For this reason, several other meta-heuristics such as PSO [36], Cuckoo search [37] shows improved performances when a Lévy flight based exploration technique is used. For details see [5].

#### B. Lévy Flight Sampler

The proposed Lévy Flight Sampler (LFS) algorithm makes use of the fact that from a sample configuration generated within an obstacle, one can come out of the obstacle by performing a Lévy flight with step-size  $l$ . Algorithm 1 represents the method to execute such a Lévy Flight Sampler. To start the Lévy flight, the algorithm first checks for a random configuration  $q$  to be colliding with an obstacle. It then makes use of a Lévy Flight function to generate the position of new configuration  $q'$  from  $q$ . That is, with a slight abuse of notation

$$q' \leftarrow q + (a + f(f_L(l), \theta')) \quad (2)$$

where  $a$  is a base step-size (as used in [6] and as bridge length in RBB). In  $q'$ , the angles for link (2D) or orientation (3D) for each configuration are obtained by

$$\theta' = 2\pi(1 - e^{f_\theta(\theta)}) \quad (3)$$

If the configuration  $q'$  lies in  $C_{free}$ , it is regarded as a valid sample, or else the Lévy flight continues. We choose  $\alpha = 1.9$  for  $f_L(l)$  and  $\alpha = 1.1$  for  $f_\theta(\theta)$ .

---

**Algorithm 1: Lévy Flight Sampler**


---

```

for  $i \leftarrow 1$  to  $K$  do
   $q \leftarrow$  Random Configuration;
  if  $q \in C_{obs}$  then
    Flag = 0;
    while Flag = 0 do
      Select Random Direction;
       $q' \leftarrow$  Lévy Flight( $q, l$ );
      if  $q' \in C_{free}$  then
        add  $q'$  to the list  $L$ ;
        Flag = 1;
      else
         $q \leftarrow q'$ ;
      end
    end
  end
end
end
Return  $L$ ;

```

---

### C. Lévy Flight Bridge Sampler

The Lévy Flight Bridge Sampler (LFBS) is an extension of the above proposed LFS. In this, once  $q'$  is obtained in the free configuration space,  $C_{free}$ , an additional check is performed to ensure that  $q'$  is in the narrow passage indeed. This check is performed using *extend* function as defined in Algorithm 2. For comparison purposes, a similar bridge sampler with only basic random walk also considered and outlined in the following.

### D. Random Walk Bridge Sampler

The Random Walk Bridge Sampler (RWBS) is a modification of the RWS [6] and follows similar sample generation mechanism of LFBS, except the Lévy flight is replaced by a conventional random walk. The *extend* function (of Algorithm 2) is used on  $C_{free}$  sampled configurations to confirm the narrow passage.

## IV. SIMULATION RESULTS

In this section, the performance of the above proposed narrow passage sampling methods, that is, Levy Flight Sampler (LFS), Random Walk Bridge Sampler (RWBS) and Lévy Flight Bridge Sampler (LFBS), are compared with the standard Gaussian sampler, Randomised Bridge Builder Sampler (RBBS) and Random Walk Sampler (RWS). The comparison has been done by extensively simulating narrow passage scenarios in 2-D as well as a 3-D environments. In 2-D environment, experiments are conducted for a 7-DOF manipulator, and simulations are conducted considering a Bar shape and a Joint shape obstacle scenarios. Note that, although the workspace is in 2-D, the corresponding configuration

---

**Algorithm 2: Lévy Flight Bridge Sampler**


---

```

for  $i \leftarrow 1$  to  $K$  do
   $q \leftarrow$  Random Configuration;
  if  $q \in C_{obs}$  then
    Flag = 0;
    while Flag = 0 do
      Select Random Direction;
       $q' \leftarrow$  Lévy Flight( $q, l$ );
      if  $q' \in C_{free}$  then
         $q'' \leftarrow$  extend( $q, q'$ );
        if  $q'' \in C_{obs}$  then
          add  $q'$  to the list  $L$ ;
          Flag = 1;
        end
      else
         $q \leftarrow q'$ ;
      end
    end
  end
end
end
Return  $L$ ;
def extend( $q, q'$ ):
  extend the line joining  $q$  and  $q'$  to  $q''$ ;
  such that  $q'$  is mid-point of  $qq''$ ;
  Return  $q''$ ;

```

---

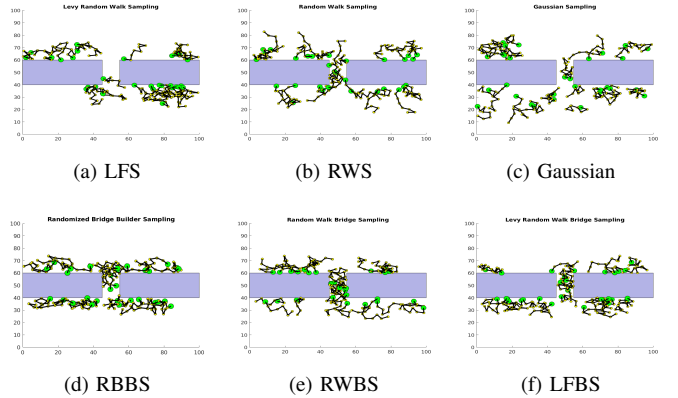


Fig. 3: Narrow passage samples in a 2D environment for a 7-DOF Robot with a Bar Shape obstacle. Step-size 2 units

space is  $\mathbb{R}^2 \times S^7$  which are locally like  $\mathbb{R}^9$ . In case of 3-D environment, an L-shape rigid robot is considered in a Joint Shape and a Teeth Shape obstacle scenario to obtain the comparison results. The Lévy flight based method and the RBBS are also integrated in PRM planner to test and compare the quality of motion planning for a 6-DOF UR3 manipulator mounted on a ground vehicle and a Quad-copter based inspection of 1) a tunnel, and 2) a maze like scenario.

The environment considered for narrow passage sampling simulation is a 100 unit sided square area and cube volume in 2-D and 3-D respectively. The width of the narrow passage between the obstacles varies between 5 to 10 units depending on the obstacle scenario. For comparison, the total execution time  $t_\epsilon$  and number of collision checking calls (as collision checking calls are expensive),  $\gamma_c$ , to generate a fixed number of candidate samples,  $K_c$ , here  $K_c = 30$ , are considered.

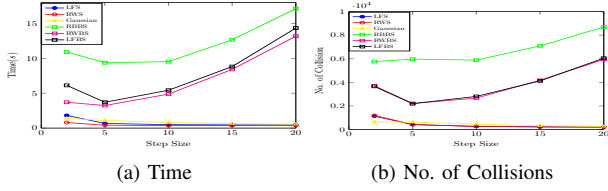


Fig. 4: Collision calls and execution time comparisons for 7-DoF Robot in Bar shaped obstacle scenario

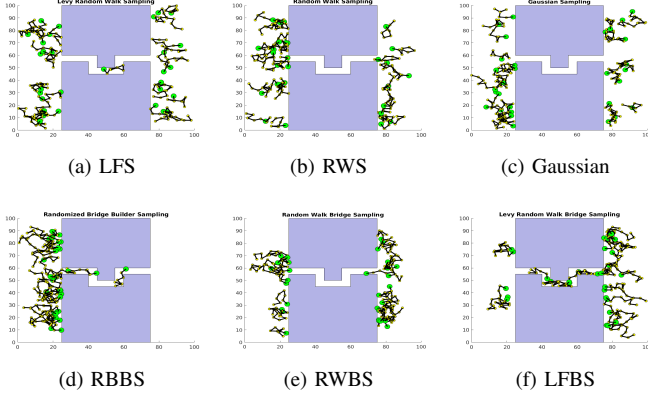


Fig. 5: Narrow passage samples in a 2D environment for a 7-DOF Robot in Joint Shape obstacle scenario for step-size 10 units

To have a comprehensive comparison of all the above mentioned parameters, all the algorithms are run in the simulated environment with step-size,  $a$ , varying from 2 units to 20 units. All simulations are conducted on a system with Intel Core i7-7500U CPU @ 2.70GHz \* 4 processor and 8GB of RAM. Algorithms are executed for 300 times for each obstacle scenario and for each *step-size*, to approximate the average case performance.

In the first experiment, candidate samples are generated in the narrow region for the Bar Shape obstacle scenario, with different step size  $a \in \{2, 10\}$  and for a 7-DOF manipulator, (as shown in Fig. 3). The corresponding  $t_\epsilon$  and  $\gamma_c$  comparison results are shown in Fig. 4. It is evident that both the parameters are less for the proposed LFBS and RWBS when compared to RBBS. Even though the parameters  $t_\epsilon$ , and  $\gamma_c$  are very less for Gaussian, RWS and LFS, visual inspection shows that the sample quality (Fig. 3) is very poor. That is, most samples are not in the critical zone. The sampling quality of LWBS and RWBS can be seen as comparable with that of RBBS.

For Joint Shape obstacle scenario (Fig. 5), the results are shown in Fig. 6. The parameters  $t_\epsilon$ , and  $\gamma_c$  here are comparable for a wide range of step-sizes,  $a$ , for all the algorithms except the LFBS and RWBS, which show more *time/collision checks* than others. However, Fig. 5 reveals that the sample quality for LFBS is far superior than the other strategies for both the same case.

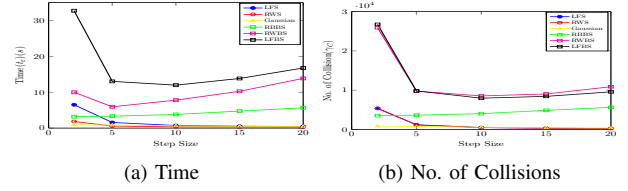


Fig. 6: Collision calls and execution time comparisons for 7-DoF Robot in Joint Shape obstacle scenario

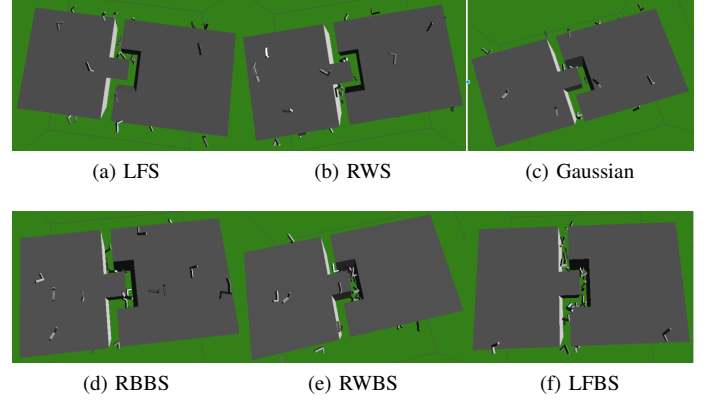


Fig. 7: Narrow passage samples in a 3D environment for a Joint Shape obstacle scenario

The critical samples generation results in a 3D-environment are shown in the following. For a Joint Shape obstacle scenario, as shown in Fig. (7, 8), the  $t_\epsilon$ , and  $\gamma_c$  for LFBS and RWBS are less than or comparable to those of RBBS. Also, the sample quality of LFBS and RWBS is better, with more number of key configurations in the confined region (Fig. 7). The corresponding result for Gaussian, RWS and LFS shows the samples are scattered around the obstacles and not just within the narrow region of the workspace. For the Teeth shaped obstacle scenario, results obtained show superiority of LFBS and RWBS in terms of *time/collision checks* and sampling quality, as is evident from Fig. 9 and Fig. 10.

Next we present the simulation results when the LFBS and RBBS methods are included in a PRM like planner.

#### A. Critical Sampling based PRM Planner Evaluation

We also tested and compared the trajectories, when such narrow passage sampling strategies (that is, RBBS and LFBS)

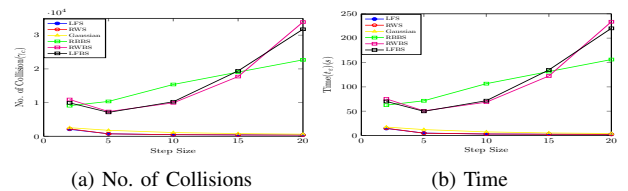


Fig. 8: Execution time and collision calls in 3D in Joint Shape obstacle scenario



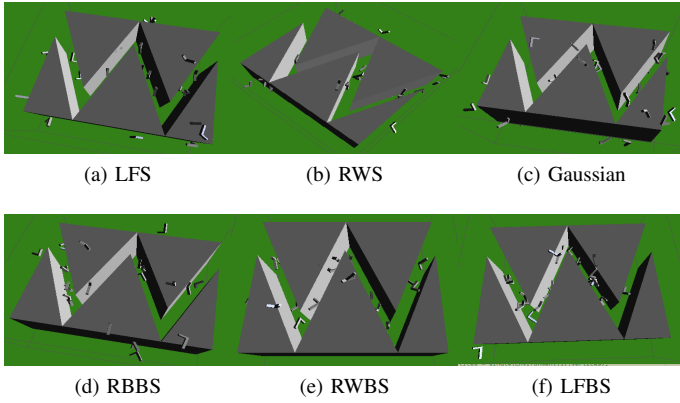


Fig. 9: Narrow passage samples in a 3D environment for a Teeth Shape obstacle scenario

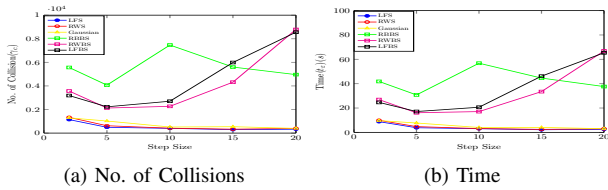


Fig. 10: Execution time and collision calls in 3D in Teeth Shape obstacle scenario

are included in the sample generation module, of a PRM based UAV motion planning scenario for different environments, such as maze and tunnels. Additional experiments for a PRM based 6-DOF UR3 manipulator motion planning is also carried out based on the said sampling strategies. All the simulations are performed in a ROS-Gazebo environment. For collision detection we use octomap of the robot's view using kinect camera and subsequently use FCL (Flexible Collision Library) [38] to reject those states which are in collision with the environment. For manipulator motion planning simulations, various environments are considered such as, object manipulation & placement in a constrained space, as shown in Fig. 1, and a steering for welding operations in a cluttered space, as shown in Fig. 13.

LFBS, RBBS samples = 200, prm samples = 300				
Step Size	LFBS		RBBS	
	$t_\epsilon$ (LFBS)	$T_{PRM}$	$t_\epsilon$ (RBBS)	$T_{PRM}$
0.5	78.49	298.57	162.48	396.83
1	40.22	269.91	102.87	330.6

TABLE I: Algorithm execution time comparison results for scenario shown in the Fig.11.

LFBS, RBBS samples = 100, prm samples = 200				
Step Size	LFBS		RBBS	
	$t_\epsilon$ (LFBS)	$T_{PRM}$	$t_\epsilon$ (RBBS)	$T_{PRM}$
0.2	74.81	202.20	124.56	253.09
0.5	46.67	192.20	102.6	248.27
1	28.40	172.09	75.11	224.65

TABLE II: Algorithm execution comparison results for scenario shown in the Fig.12.

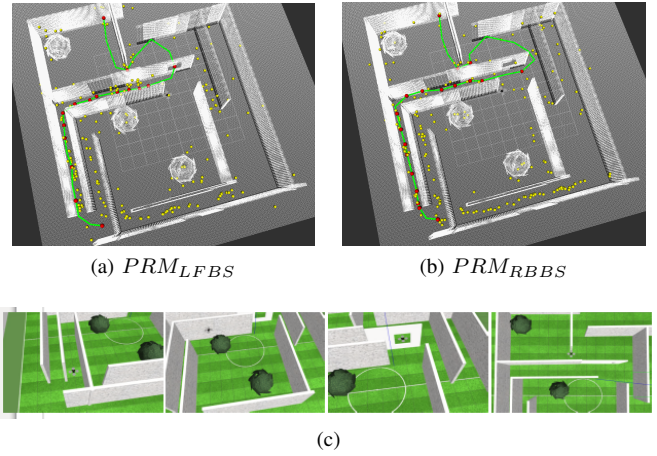


Fig. 11: UAV trajectories when using (a) LFBS and (b) RBBS. The critical narrow passage samples are shown in yellow. The critical samples within the path graph are shown in red. In (c) snapshots of the UAV motion is shown. The maze environment dimension is  $20m \times 20m \times 3m$

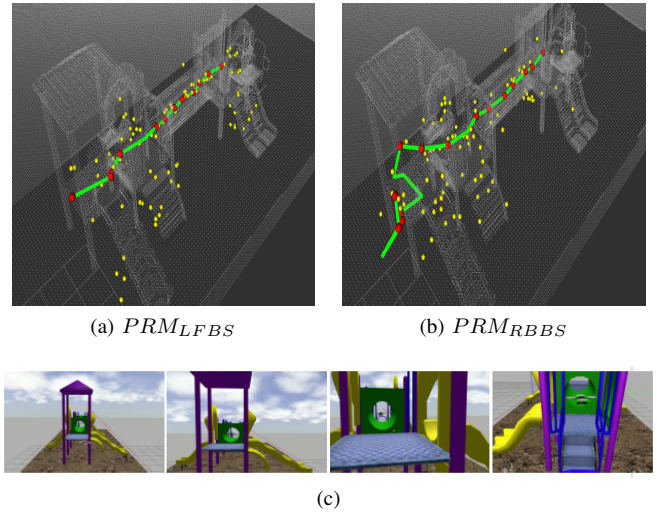


Fig. 12: UAV trajectories when using (a) LFBS and (b) RBBS. The critical narrow passage samples are shown in yellow. The critical samples within the path graph are shown in red. In (c) snapshots of the UAV motion is shown. The tunnel environment dimension is  $20m \times 5m \times 5m$

A comparison on algorithmic execution time for both LFBS and RBBS based PRM are shown in Table I-II. For the Maze scenario, a total of 200 narrow passage samples are generated for both the RBBS & LFBS based PRM. These samples are then included within a basic PRM graph network of 300 nodes. The execution time  $t_\epsilon$  is an average of 300 trials and an instance of the generated paths is shown in Fig.11 for the Maze scenario. Apart from the observation that  $t_\epsilon(LFBS)$  and  $T_{PRM}$  for LFBS based PRM are less when compared to RBBS based PRM, we also note that for most of the trials the

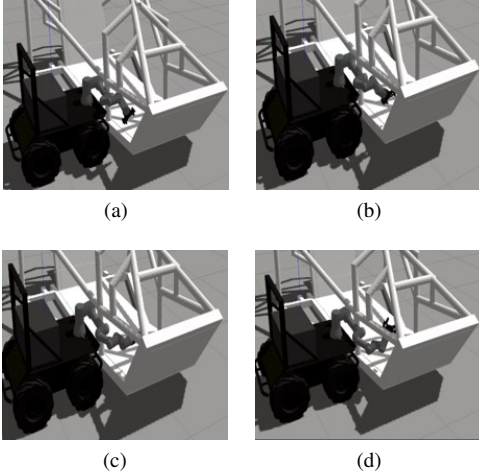


Fig. 13: Snapshots of UR3 motion planning for scenarios like welding operation on a chassis with LFBS based PRM

Step-size, $a$	Fig.	Time(avg. in s)
.5	Env: Chasis	233
.5	Env: Window	253

TABLE III: Time taken in seconds to plan the path for simulated environments as shown in Fig. 1,13, for a given step size of 0.5.

RBBS based PRM could not find a path through the narrow window. One such instances are shown in Fig. 11.

Similar results can be seen in case of Tunnel environment. The LFBS based PRM takes lesser computational time with improved sample qualities in the critical constricted region as shown in Fig.12. For a large variation in step size the proposed method shows better performance in each cases. We also note that RBBS generates fewer critical samples.

Table III shows the average time taken to plan the LFBS based PRM trajectories for manipulation motion scenario in constrained environment. Fig.13 shows various snapshots of the executed trajectory. A total number of 200 LFBS samples are generated for a basic PRM graph of 100 nodes.

## V. DISCUSSION

In this section, we discuss some advantages of the proposed Lévy flight based bridge sampling technique. It can be noted that,  $t_\varepsilon$  and  $\gamma_c$  for Gaussian Sampler, RWS and LFS are very less, however, the returned sampling quality is quite poor. One possible reason for such can be that these strategies try to sample the configurations in  $C_{free}$ , near the boundary of the obstacles, irrespective of there is a narrow region around the obstacle. On the other hand, the RBBS and the proposed LFBS and RWBS, after generating samples around the obstacles, check for the presence of narrow passage using a subsequent bridge test. This additional procedure increases  $t_\varepsilon$  and  $\gamma_c$ , but the sampling quality improves substantially.

One significant advantage offered by the proposed LFBS method is that, unlike RBBS, the corresponding sample quality and algorithmic success probability is independent of the base

Step-size, $a$	2	5	10	15	20
3-Link	6.9561	6.1784	6.3532	6.4736	6.8388
5-Link	7.4344	7.60037	7.9361	9.9487	12.005
7-Link	10.923	9.3731	9.5287	12.665	17.128

TABLE IV: RBBS performance variation, ( $t_\varepsilon$ , in seconds) with step-size for the Bar Shape Obstacle Scenario. An optimal sample quality for a 5-link scenario is obtained when  $a = 10$ , while the same is obtained for  $a = 2$  for 7-link scenario. In both the cases, the co-relation between sample quality and  $t_\varepsilon$  are inconsistent.

step size,  $a$ , of the random walk as evident from the empirical simulations. In case of RBBS, the quality does depend on the value of the bridge length chosen for the bridge test. It gives good results if the length is comparable to or more than the size of the configuration space narrow gap while the sampling quality deteriorates if the length is less than that of the gap and RBBS fails to identify the narrow passage, thus scattering the sample configurations around the obstacle surface. This is also reflected in Table IV which shows for various DOF manipulators. Note that as narrow passages in a high dimensional configuration spaces are impossible to construct geometrically, hence the choice of a suitable bridge length  $a$ , has to undergo a trial and error method. Moreover, configurations that are sampled outside the obstacle surface may generate false bridge test positive check (intersection with self) and hence the time/collision-check. Such occurrence can be observed in the results shown in Fig. 4 and 6 Here LFBS and RWBS are able to identify narrow passage successfully with good sampling quality, for all cases irrespective of the step-size at the expense of a moderate increase in execution time/collision checks.

The improved sample quality of LFBS and RWBS, within the key region of a high dimensional configuration space can be attributed to the fact that with the increase in dimension, a random walker explores more than repeats back to the initial state, [6]. This has a direct co-relation with the first passage time and hitting probabilities of the corresponding stochastic process. In case of RBBS, the process is non-Markovian and thus generated samples are clustered about the centroid of a configuration space obstacle. We also observe that, a) in case of comparatively low dimensional  $C$ -space scenarios and for simple workspace obstacle environments, the  $t_\varepsilon$ , and  $\gamma_c$  are less than RBBS b) in higher dimensional  $C$ -space scenarios and in complex environments where robot maneuverability is more restricted, the sampling quality offered by LFBS or RWBS are better than RBBS, even though time/collision-check might be more.

## VI. CONCLUSION

In this paper we show Lévy flight based narrow passage sampling mechanism which shows an improved performance when compared to the state of the art methods. Extensive simulations are performed for a variety of 2D and 3D obstacle scenario which establish the advantages over the state of the art. It may be interesting to investigate certain key properties of the stochastic nature of the algorithm, namely the relationship

between the success probability of the algorithm and the obstacle's geometry, such as shown in [39]. This we left for future work.

## REFERENCES

- [1] J. T. Schwartz and M. Sharir, "On the "piano movers" problem. ii. general techniques for computing topological properties of real algebraic manifolds," *Advances in applied Mathematics*, vol. 4, no. 3, pp. 298–351, 1983.
- [2] J. H. Reif, "Complexity of the mover's problem and generalizations," in *20th Annual Symposium on Foundations of Computer Science (sfcs 1979)*. IEEE, 1979, pp. 421–427.
- [3] L. E. Kavraki, P. Svestka, J.-C. Latombe, and M. H. Overmars, "Probabilistic roadmaps for path planning in high-dimensional configuration spaces," *IEEE transactions on Robotics and Automation*, vol. 12, no. 4, pp. 566–580, 1996.
- [4] S. M. LaValle and J. J. Kuffner, "Rapidly-exploring random trees: Progress and prospects," *Algorithmic and computational robotics: new directions*, no. 5, pp. 293–308, 2001.
- [5] M. F. Shlesinger, G. M. Zaslavsky, and U. Frisch, "Lévy flights and related topics in physics," 1995.
- [6] T. Bera, M. S. Bhat, and D. Ghose, "An efficient random walk strategy for sampling based robot motion planners," in *FIRA RoboWorld Congress*. Springer, 2010, pp. 234–241.
- [7] V. Boor, M. H. Overmars, and A. F. Van Der Stappen, "The gaussian sampling strategy for probabilistic roadmap planners," in *Proceedings 1999 IEEE International Conference on Robotics and Automation (Cat. No. 99CH36288C)*, vol. 2. IEEE, 1999, pp. 1018–1023.
- [8] D. Hsu, T. Jiang, J. Reif, and Z. Sun, "The bridge test for sampling narrow passages with probabilistic roadmap planners," in *2003 IEEE international conference on robotics and automation (cat. no. 03CH37422)*, vol. 3. IEEE, 2003, pp. 4420–4426.
- [9] D. Flavigné and M. Taïx, "Improving motion planning in weakly connected configuration spaces," in *2010 IEEE/RSJ International Conference on Intelligent Robots and Systems*. IEEE, 2010, pp. 5900–5905.
- [10] T. Siméon, J.-P. Laumond, and C. Nissoux, "Visibility-based probabilistic roadmaps for motion planning," *Advanced Robotics*, vol. 14, no. 6, pp. 477–493, 2000.
- [11] M. Nowakiewicz, "Mst-based method for 6dof rigid body motion planning in narrow passages," in *2010 IEEE/RSJ International Conference on Intelligent Robots and Systems*. IEEE, 2010, pp. 5380–5385.
- [12] L. Jaillet, J. Hoffman, J. Van den Berg, P. Abbeel, J. M. Porta, and K. Goldberg, "Eg-rrt: Environment-guided random trees for kinodynamic motion planning with uncertainty and obstacles," in *2011 IEEE/RSJ International Conference on Intelligent Robots and Systems*. IEEE, 2011, pp. 2646–2652.
- [13] A. Shkolnik and R. Tedrake, "Sample-based planning with volumes in configuration space," *arXiv preprint arXiv:1109.3145*, 2011.
- [14] N. Vahrenkamp, P. Kaiser, T. Asfour, and R. Dillmann, "Rdt+: A parameter-free algorithm for exact motion planning," in *2011 IEEE International Conference on Robotics and Automation*. IEEE, 2011, pp. 715–722.
- [15] S. M. LaValle, *Planning algorithms*. Cambridge university press, 2006.
- [16] V. Vonásek, J. Faigl, T. Krajník, and L. Preucil, "A sampling schema for rapidly exploring random trees using a guiding path," in *ECMR*, 2011, pp. 201–206.
- [17] N. A. Wedge and M. S. Branicky, "Using path-length localized rrt-like search to solve challenging planning problems," in *2011 IEEE International Conference on Robotics and Automation*. IEEE, 2011, pp. 3713–3718.
- [18] J. Denny and N. M. Amato, "Toggle prm: Simultaneous mapping of c-free and c-obstacle-a study in 2d," in *2011 IEEE/RSJ International Conference on Intelligent Robots and Systems*. IEEE, 2011, pp. 2632–2639.
- [19] J. Denny, M. Morales, S. Rodriguez, and N. M. Amato, "Adapting rrt growth for heterogeneous environments," in *2013 IEEE/RSJ International Conference on Intelligent Robots and Systems*. IEEE, 2013, pp. 1772–1778.
- [20] J. Lee, O. Kwon, L. Zhang, and S.-e. Yoon, "Sr-rrt: Selective retraction-based rrt planner," in *2012 IEEE International Conference on Robotics and Automation*. IEEE, 2012, pp. 2543–2550.
- [21] H.-Y. C. Yeh, J. Denny, A. Lindsey, S. Thomas, and N. M. Amato, "Umaprpm: Uniformly sampling the medial axis," in *2014 IEEE International Conference on Robotics and Automation (ICRA)*. IEEE, 2014, pp. 5798–5803.
- [22] W. Wang, L. Zuo, and X. Xu, "A learning-based multi-rrt approach for robot path planning in narrow passages," *Journal of Intelligent & Robotic Systems*, vol. 90, no. 1-2, pp. 81–100, 2018.
- [23] A. Tahirovic and M. Ferizbegovic, "Rapidly-exploring random vines (rrv) for motion planning in configuration spaces with narrow passages," in *2018 IEEE International Conference on Robotics and Automation (ICRA)*. IEEE, 2018, pp. 7055–7062.
- [24] W. Wang, X. Xu, Y. Li, J. Song, and H. He, "Triple rrts: an effective method for path planning in narrow passages," *Advanced Robotics*, vol. 24, no. 7, pp. 943–962, 2010.
- [25] W. Wang, Y. Li, X. Xu, and S. X. Yang, "An adaptive roadmap guided multi-rrts strategy for single query path planning," in *2010 IEEE International Conference on Robotics and Automation*. IEEE, 2010, pp. 2871–2876.
- [26] J.-D. Zhong and J.-B. Su, "Robot path planning in narrow passage based on probabilistic roadmap method," *Control and Decision*, vol. 25, no. 12, pp. 1831–1836, 2010.
- [27] J. Polden, Z. Pan, N. Larkin, and S. Van Duin, "Path planning with a lazy significant edge algorithm (lsea)," *International Journal of Advanced Robotic Systems*, vol. 10, no. 4, p. 198, 2013.
- [28] D. Li, Q. Li, N. Cheng, and J. Song, "Extended rrt-based path planning for flying robots in complex 3d environments with narrow passages," in *2012 IEEE International Conference on Automation Science and Engineering (CASE)*. IEEE, 2012, pp. 1173–1178.
- [29] J. J. Kuffner and S. M. LaValle, "Rrt-connect: An efficient approach to single-query path planning," in *Proceedings 2000 ICRA. Millennium Conference. IEEE International Conference on Robotics and Automation. Symposia Proceedings (Cat. No. 00CH37065)*, vol. 2. IEEE, 2000, pp. 995–1001.
- [30] H. Liu, T. Zhang, and C. Wang, "A" capacitor" bridge builder based safe path planner for difficult regions identification in changing environments," in *2012 IEEE/RSJ International Conference on Intelligent Robots and Systems*. IEEE, 2012, pp. 3179–3186.
- [31] H.-Y. Yeh, S. Thomas, D. Eppstein, and N. M. Amato, "Uobprm: A uniformly distributed obstacle-based prm," in *2012 IEEE/RSJ International Conference on Intelligent Robots and Systems*. IEEE, 2012, pp. 2655–2662.
- [32] J. Denny, K. Shi, and N. M. Amato, "Lazy toggle prm: A single-query approach to motion planning," in *2013 IEEE International Conference on Robotics and Automation*. IEEE, 2013, pp. 2407–2414.
- [33] K. Shi, J. Denny, and N. M. Amato, "Spark prm: Using rrts within prms to efficiently explore narrow passages," in *2014 IEEE International Conference on Robotics and Automation (ICRA)*. IEEE, 2014, pp. 4659–4666.
- [34] Y. Li, D. Li, C. Maple, Y. Yue, and J. Oyekan, "K-order surrounding roadmaps path planner for robot path planning," *Journal of Intelligent & Robotic Systems*, vol. 75, no. 3-4, pp. 493–516, 2014.
- [35] R. Kang, T. Zhang, H. Tang, and W. Zhao, "Adaptive region boosting method with biased entropy for path planning in changing environment," *CAAI Transactions on Intelligence Technology*, vol. 1, no. 2, pp. 179–188, 2016.
- [36] Y. Hariya, T. Kurihara, T. Shindo, and K. Jin'no, "Lévy flight pso," in *2015 IEEE Congress on Evolutionary Computation (CEC)*. IEEE, 2015, pp. 2678–2684.
- [37] X.-S. Yang and S. Deb, "Cuckoo search via lévy flights," in *2009 World congress on nature & biologically inspired computing (NaBIC)*. Ieee, 2009, pp. 210–214.
- [38] J. Pan, S. Chitta, and D. Manocha, "Fcl: A general purpose library for collision and proximity queries," in *2012 IEEE International Conference on Robotics and Automation*. IEEE, 2012, pp. 3859–3866.
- [39] T. Bera, M. S. Bhat, and D. Ghose, "Analysis of obstacle based probabilistic roadmap method using geometric probability," *IFAC Proceedings Volumes*, vol. 47, no. 1, pp. 462–469, 2014.