

Pretext Tasks Selection for Multitask Self-Supervised Speech Representation Learning

Salah Zaiem¹ Titouan Parcollet² Slim Essid¹ Abdel Heba³

Abstract

Self-supervised learning exploits unlabeled data to extract useful latent representations that replace traditional input features in the downstream task. This is achieved by solving so-called pretext tasks. In audio and speech processing, a wide range of features is today available, after decades of research in signal processing. It turns out that learning to predict these features (a.k.a pseudo-labels) has proven to be a particularly relevant pretext task, leading to useful self-supervised representations which has proven effective for various downstream tasks. Nevertheless, the methods and common practices for selecting and combining these pretext tasks to achieve better performance on the downstream task have not been properly explored and understood. In fact, the process relies almost exclusively on a computationally heavy empirical procedure, which becomes unmanageable as the number of pretext tasks increases. This paper presents a method for automatically selecting a group of pretext tasks from a pool of candidates. The proposed method estimates calibrated weights for the losses corresponding to the pretext tasks considered during the self-supervised training part. Experiments conducted on automatic speech, speaker and emotion recognition validate our approach, since the groups selected and weighted with our method perform better than classic baselines, thus facilitating the selection and combination of relevant pseudo-labels for self-supervised representation learning.

of the considered data (Doersch et al., 2016; Arandjelovic & Zisserman, 2018). This technique is used in various domains, including image processing (Misra & Maaten, 2020; Jing & Tian, 2020; Grill et al., 2020), natural language understanding (Lan et al., 2019; Chen et al., 2020b; Du et al., 2020) or speech and audio processing (Baevski et al., 2020b; Liu et al., 2020; Jiang et al., 2020). It offers numerous advantages, such as the independence from labeled data, stronger performance on downstream tasks, more robust models and an easier transfer to low-resource setups (e.g., low-resource languages) (Baevski et al., 2020b; Jing & Tian, 2020).

Various and numerous approaches for speech SSL have been proposed which can be classified according to the nature of the pretext task they try to solve. For example, common methods include predictive coding (Baevski et al., 2020b; Liu et al., 2020; Song et al., 2020; Zhang et al., 2020; Hsu et al., 2021), pseudo-label learning (Pascual et al., 2019; Ravanelli et al., 2020), auto-encoding (Renshaw et al., 2015; Algayres et al., 2020), triplet-loss learning (Shor et al., 2020; Peplinski et al., 2020), generative modelling (Khurana et al., 2020) or contrastive learning (Saeed et al., 2020; Jiang et al., 2020). In particular, pretext tasks can be defined as the prediction of pretext labels, hereafter referred to as *pseudo-labels*. The automatic extraction of pseudo-labels for SSL (i.e. from the unlabeled data itself) is common in many application fields, such as computer vision (Noroozi & Favaro, 2017; Gidaris et al., 2018) or audio and speech processing (Hung et al., 2019; Pascual et al., 2019; Shukla et al., 2020; Wu et al., 2021), and is commonly referred to as *multitask self supervised learning*. Regarding the specific context of audio and speech processing, generating pseudo-labels may benefit from decades of research in signal processing. For instance, classic signal features such as pitch estimators, energy-based features or voicing states can be used as pseudo-label candidates.

As shown by (Pascual et al., 2019), multi-task learning of speech representations obtains solutions which lead to improvements in distinct downstream tasks, through the combination of different pseudo-labels that seem 'intuitively' useful for these tasks. Unfortunately, there is no clear understanding of how these pseudo-labels may interact when

1. Introduction

Self-supervised learning (SSL) methods usually rely on a supervision obtained from the data itself through solving specific pretext tasks leveraging the underlying structure

¹Télécom Paris, FRANCE ²Avignon Université, France ³IRIT, France. Correspondence to: Salah Zaiem <salah.zaiem@telecom-paris.fr>.

optimised together, and therefore there is no common practice on how to select groups of pseudo-labels to achieve better performance on a known downstream task. In fact, this design process has been mainly relying on empirical validation. Such an empirical approach raises the issue of intractability with modern SSL architectures containing hundreds of millions or billions of parameters trained over thousands of hours of speech. For example, the self-supervised training of a single peak wav2vec 2.0 model over 53.2k hours of speech requires 128 GPU for 5.2 days.

The goal of this work is to provide an efficient and theoretically motivated way to select and weight a group of pretext tasks among a set of candidates using conditional independence (CI). The model outputs, before the training, the multitask self-supervised loss most suited to the final downstream of interest. This allows one to save time and compute by avoiding the empirical pseudo-label search and ablations. Hence, the contributions of this work are fourfold:

1. Present a theoretically motivated and computationally efficient (Appendix A.3) method for the group selection of pseudo-label *groups* among a candidates' pool towards solving a considered downstream task (Sections 3 and 4).
2. Validate empirically the group selection approach with a multi-task SSL model using different weighted sets of pseudo-labels adapted for three considered speech tasks : automatic speech recognition, speaker verification and emotion recognition. (Sections 5).
3. Test the extension of a reference SSL approach, namely wav2vec 2.0, with carefully selected signal-related pretext tasks, enhancing its performance on three downstream tasks. (Section 6).
4. Release the code base developed with SpeechBrain (Ravanelli et al., 2021) for replication and to help further research on the topic.¹

With this motivated pretext task group selection, the experiments conducted show that the multitasked model proposed performs better than the baseline, obtaining 31.6%, 27.4% and 7.8% lower error rates on, respectively, automatic speech recognition, speaker verification and emotion recognition, without any need for empirical search.

2. Related works and motivations

SSL has recently been crucial in achieving state of the art results, especially in low-resource setups, either in speech

(Baevski et al., 2020b; Conneau et al., 2020), natural language processing (Lan et al., 2019; Chen et al., 2020b) or computer vision (Gidaris et al., 2019; Misra & Maaten, 2020; Jing & Tian, 2020). As no labeled data is needed, SSL leverages large amounts of data to train large deep neural networks, often over long periods of time. This makes the proper understanding of what makes a good SSL model crucial to lower the amount of empirical testing, and thus, time and compute needed to obtain the best downstream performance.

SSL for Speech. Learning self-supervised speech representations has recently enabled speech researchers to reach state-of-the-art results on various speech processing tasks (Fan et al., 2021). Future prediction and contrastive learning are the main paradigms used in the most successful works (Chung et al., 2019; Baevski et al., 2020b; Hsu et al., 2021; Shor et al., 2021) lowering the error rates of several tasks even in low-resource settings. These self-supervised representations are thoroughly compared in extended benchmarks covering different languages (Yang et al., 2021; Evain et al., 2021). However, in contrast to our proposition, there were no attempts in these works to motivate beforehand the different choices made in the design of the self-supervision task.

Understanding SSL. While the self-supervised learning field has been mainly empirical for the moment, a few works have tried to theoretically justify the success of the main techniques and choices. Exploring the different paradigms of self-supervision, various approaches have been proposed to understand what leads to a good self-supervised representation (Arora et al., 2019; Lee et al., 2020; Wei et al., 2020). On the one hand, contrastive learning (Oord et al., 2018; Chen et al., 2020a), *i.e.* learning representations through enforcing the proximity of the embeddings of similar data points, has been studied both theoretically and empirically in regards to the mutual information shared by alternative views of the data, highlighting the goal of sharing just the information related to the class-specific content (Bachman et al., 2019; Tschannen et al., 2020; Tian et al., 2020). In a recent work from (Li et al., 2021), independence testing has been used to produce better transformations in contrastive learning settings for image representations. In predictive learning settings, on the other hand, the representations are learned through the prediction of masked elements in sequential data. Recent works on language modeling have theoretically shown how this technique is useful for downstream tasks that can be reduced to a masking problem (Saunshi et al., 2020). However, all these works have been focusing on computer vision or text-related applications, and none of them addressed the problem of multitasked self-supervision.

Multi-task self-supervised learning. The literature on

¹<https://github.com/salah-zaiem/Multitask-pretext-task-selection>

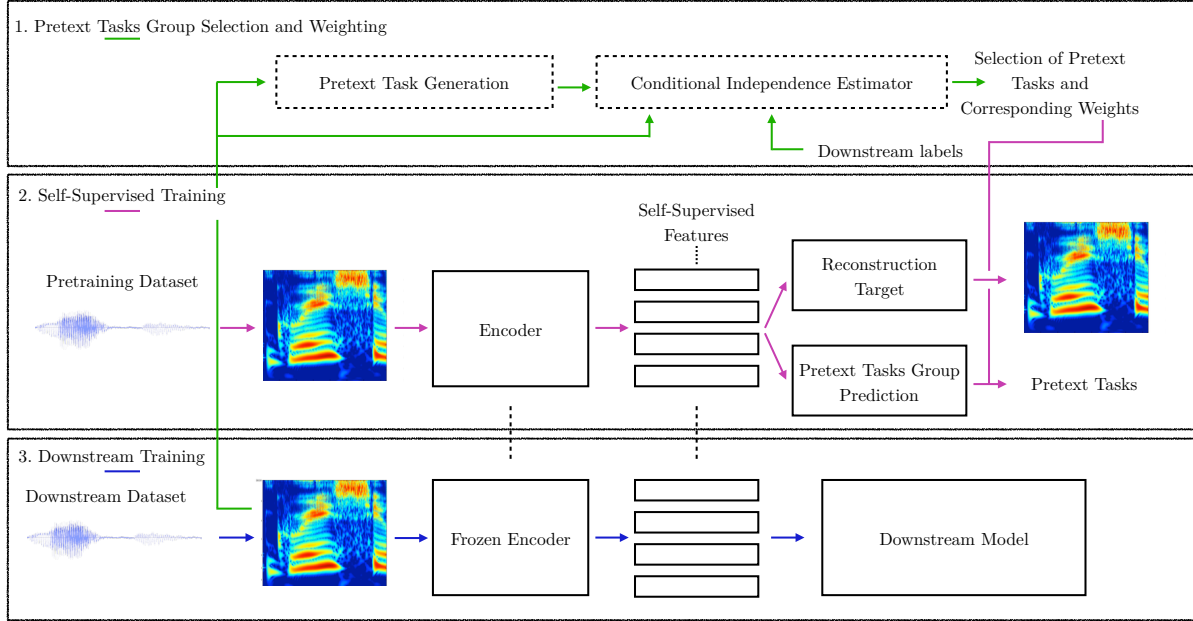


Figure 1. Illustration of the training pipeline. The three steps are depicted: 1. Selecting the group of pseudo-labels and their corresponding weights; 2. SSL training with the selected pretext task; 3. Training on the downstream task with the pretrained SSL model.

multi-tasking has been mainly tackling classic supervised learning settings, and is still limited for the self-supervision cases. Regarding the former setting, it has been shown that similar enough tasks can take advantage of being solved with a common encoder (Chen et al., 2015; Zamir et al., 2018; Dwivedi & Roig, 2019; Shafey et al., 2019). Concerning multitasked self-supervision, the combination of pretext tasks has been mainly explored in computer vision and speech (Pascual et al., 2019; Ravanelli et al., 2020). In vision, pretext tasks such as colourisation, jigsaw (Doersch et al., 2016) and rotation (Gidaris et al., 2018) have improved downstream performance when combined (Kim et al., 2018; Shin’ya Yamaguchi et al.). The two closest works to our line of research are from Lee et al. (2020) and Doersch et al. (2017). The former develops a theoretical link between conditional independence and the downstream task performance, while the latter adapted the depth in the selection of the embeddings from a multitask self-supervised encoder according to the pretext task to be solved. However, in both papers, no practical and theoretical solutions for the group selection of pretext tasks in a multitask SSL model has been proposed.

Group feature selection. Feature selection, and more precisely group feature selection is one of the closest problems to the considered one, and has been a source of inspiration as we will further consider these lines of works for concurrent baselines. The interactions between features, and the best

way to combine them have been largely studied in the classical supervised learning literature (Guyon & Elisseeff, 2003), especially for linear classifiers. These investigations led to various solutions to the feature group selection problem, including regularization-related ones like the LASSO-based techniques (Yuan & Lin, 2006), or multiple kernel formulations (Sonnenburg et al., 2006; Rakotomamonjy et al., 2007). However, these works do not consider any notion of self-supervision, and nothing proves the link between feature selection and self-supervision pretext-task selection.

The aim of this work is to shorten the process of SSL model design and at the same time provide insight into the importance of pseudo-labels and the underlying mechanisms between the self supervised training and downstream tasks. We chose to experiment with speech because of the paucity of literature in this area on multi-task SSL and the availability of a variety of pseudo-labels based on decades of signal processing research. The entire pipeline from acoustic feature extraction to downstream tasks performance consists of three main steps, shown in Figure 1. Firstly, for all downstream tasks, the method generates a selection and weighting of the pretext tasks. Second, the SSL model is trained. Finally, its encoder is used as a feature extractor front-end for one or more downstream tasks.

3. Conditional independence for utility estimation

As a first step, in order to improve the performance of the downstream task, we need a function that estimates the utility of learning to solve a considered pretext task. Here, we use the estimation of the conditional independence between the pseudo-label values and the downstream data samples, given the final downstream labels. In the following, we explain the theoretical motivation and describe the computational procedure.

3.1. Problem definition and intuition

Let X , Y and Z be, respectively, the downstream data points, their downstream labels and their pseudo-labels. Let also \mathcal{C} be the set of possible downstream classes. As an example, if one considers emotion recognition as a downstream task, X would be the speech samples, Y the emotions corresponding to the samples, \mathcal{C} the set of possible emotions, and Z an automatically generated signal feature, such as the fundamental frequency.

As stated in Section 2, Lee et al. (2020) linked the utility of a pseudo-label (Z) to the conditional independence (CI) between Z and X given Y . The approach asserts that, given the labels Y , one may seek to *quantify how much it is possible to predict the pseudo-labels Z without much information about X* . The authors bounded, under constraining assumptions mainly concerning the nature of the classifiers, the downstream classifier error with a function depending of the downstream training dataset size, and an estimate of the CI. More precisely, the main theorem shows that the bounding function decreases linearly with the training set size of the downstream task (M) and quadratically with CI, indicating that it is a promising estimator of the pseudo-label utility.

The proposed estimator is a function of the final downstream task to be solved. This is motivated by two main reasons. First, the extensive literature on feature selection for different speech and computer vision tasks (Schuller et al., 2007; Serizel et al., 2017; Wang et al., 2019; Liu et al., 2020) shows that different tasks require different aspects of the data to be described. This suggests that different downstream tasks may perform better after different pre-trainings. A second argument is the difficulty to evaluate representations quality intrinsically, as speech representations perform differently from one task to another. A few intrinsic quality metrics and tests (Schatz et al., 2013; Carlin et al., 2011; Lakhota et al., 2021) have been proposed for speech, but the correlation between these and the final downstream-task performance is not systematic (Algayres et al., 2020; Gump et al., 2020). Finally, recent experiments adapting the self-supervised representation to the speaker identification task have shown substantial improvements compared to task-

agnostic representations (Chen et al., 2021), validating our intuition that downstream task oriented SSL is an interesting trend towards better downstream performances.

It is notoriously difficult to correctly estimate the extent to which two variables are independent conditionally on a third variable on realistic data (Shah & Peters, 2018). In our previous work we proposed a simple method for estimating conditional independence for speech data (Zaiem et al., 2021). This method proved to be effective for the selection of individual pretext tasks, as the utility estimator was highly correlated with the final downstream performance. This approach relies on performing a classical independence test on data sliced according to the downstream class.

3.2. Conditional independence estimator computation

This section details the computation of the conditional independence estimate that is used as a measure of pseudo-label utility. Let $X = \{x_i\}_{i \in \{0, \dots, M\}}$ with M being the cardinal of X and x_i data samples (e.g. Mel-band spectra for speech). Every sample x_i has a corresponding downstream label y_i and an automatically generated pseudo-label z_i . We assume that y_i is discrete reducing the task to a classification problem such as with emotion class for emotion recognition. We also assume that for every pretext-task Z , a single z_i value corresponds to each x_i . In our case, z_i values are the mean of the frame-level pseudo label values.

For independence testing, we decided to rely on the kernel-based Hilbert Schmidt Independence Criterion (HSIC) (Gretton et al., 2007) for two reasons. First, HSIC has already proven successful in testing statistical dependence between translated sentences (Gretton et al., 2007) on sequential data like text. Secondly, the kernel-based technique facilitates the handling of multivariate and variable-length data such as speech, as the estimation then boils down to the calculation of similarity measures between the considered variables.

Computation steps. Estimating the CI of a pseudo-label Z for a downstream task (X, Y) consists of three steps. First, we start by partitioning the data sample X according to downstream (discrete) classes. Next, for each downstream class c , we compute the kernel matrices K_c and L_c , which, respectively, represent the similarity measures between the data samples and the pseudo-labels. Finally, we perform the independence test for every slice using K_c and L_c and aggregate the estimates with a weighted mean that takes into account the number of samples per downstream class. Thus, for two speech points x_i and x_j , with their two pseudo-label values z_i and z_j , the coefficients of the similarity matrices K_c and L_c are calculated as follows:

$$K_{ij} = K(x_i, x_j) = \cos(GD(x_i), GD(x_j)). \quad (1)$$

$$L_{ij} = RBF(z_i, z_j), \quad (2)$$

with $GD(\cdot)$ the Gaussian Downsampling function (more details about this embedding method in the appendix A.6), $\cos(\cdot, \cdot)$ the cosine similarity, and $RBF(\cdot, \cdot)$ the Radial Basis Function kernel, defined hereafter:

$$\cos(x, x') = \frac{\text{trace}(x^T x')}{\|x\| \cdot \|x'\|}. \quad (3)$$

$$RBF(z, z') = \exp\left(-\frac{\|z - z'\|^2}{2\sigma^2}\right), \quad (4)$$

where σ is the width of the RBF kernel and $\text{trace}(\cdot)$ is the function rendering the sum of elements of the main diagonal of the matrix. Note that we compute the matrices K_c and L_c , for each group of samples sharing the same downstream class $c \in C$. Hence, K_c and L_c correspond to the definitions above, but only restricted to the points with c as a downstream label. For each downstream class c , and as in (Gretton et al., 2007), the HSIC value is obtained by computing:

$$HSIC_c(X, Z) = \frac{1}{n_c^2} \text{trace}(K_c H_c L_c H_c), \quad (5)$$

with $H_c = I_{n_c} - \frac{1}{n_c} \mathbf{1}_{n_c} \mathbf{1}_{n_c}^T$, n_c being the number of points holding downstream label the c , and $\mathbf{1}_{n_c}$ a vector of ones of size $n_c \times 1$.

The HSIC value is non-negative and corresponds to the Hilbert norm of their cross-covariance matrix. It is used to characterize the independence of the two considered variables. Intuitively, the HSIC value is high if samples similar in K_c are similar in L_c . As a result, the lower this value is, the more conditionally independent the two arguments of HSIC are and the better the pseudo-label should be for self-supervision before fine-tuning on the downstream class. The final value for a given pseudo-label and a downstream task is expressed as:

$$HSIC(X, Z|Y) = \frac{1}{M} \sum_{c \in C} HSIC_c(X, Z) \times n_c. \quad (6)$$

4. Pretext task group selection and weighting

The first part explained how to select individual pretext tasks among a set of candidates according to the downstream task to be solved. The next is now to define a way to select a group of pretext tasks and combine them optimally within the same pre-training process. Hence, we introduce a method to select a group of pseudo-labels and weight their respective losses to increasing or decreasing their contribution in the self-supervised representation. Our method aims to minimise the conditional dependence between the resulting weighted group pretext task, which consists in the prediction of a selected pseudo-label group, and the downstream points given the downstream labels.

Given a set of k possible pseudo-labels $(Z_i)_{i \in [0, k]}$, we want to estimate a set of parameters $(\lambda_i)_{i \in [0, k]}$ weighting the loss of every pseudo-label Z_i during the pre-training phase. Hence, we define the grouping pseudo-label Z_λ as an orthogonal concatenation of $(Z_i)_{i \in [0, k]}$ weighted with $(\lambda_i)_{i \in [0, k]}$: $Z_\lambda = (\lambda_1 Z_1, \dots, \lambda_k Z_k)$.

As shown in appendix A.1, the custom conditional HSIC computation pipeline described above is fully differentiable with respect to $(\lambda_i)_{i \in [0, k]}$. During the HSIC computation, the data similarity matrices $\{K_c\}_{c \in C}$ are independent of Z and therefore of λ , as they only depend on the speech samples. Only the pseudo-label similarity matrices $\{L_c\}_{c \in C}$ are changed. For every downstream class c , L_c is defined as follows:

$$\begin{aligned} [L_c]_{i,j} &= RBF((Z_\lambda)_i, (Z_\lambda)_j), \\ &= \exp\left(\frac{-1}{2\sigma^2} \sum_{h=1}^k \lambda_h \|z_{h,i} - z_{h,j}\|_2^2\right), \end{aligned} \quad (7)$$

with $z_{h,i}$ denotes the mean value of the h -th pseudo-label for the i -th data sample in the dataset.

4.1. Constraints on the weights

The conditional-independence based utility estimator is optimized with respect to the parameters $(\lambda_i)_{i \in [0, k]}$ weighting the losses of the pretext tasks in the pretraining. It should respect three constraints explained below.

First, the parameters $(\lambda_i)_{i \in [0, k]}$ must be positive, because they are intended to be used as weights for the losses corresponding to their respective pretext tasks. A negative weighting loss would lack interpretability as it could imply that the self-supervised model should “unlearn” to predict the corresponding pseudo-label. While this is common in adversarial training methods, the current work does not explore this case.

Second, the sum of the values of the weights must be high enough. Indeed, the presented method for estimating the conditional independence assumes that the considered pseudo-label Z is not independent of X . It is fortunately true for speech features, as Z is a function of X , but it may become false when altering highly the Z values. For example, with $(\lambda_i)_{i \in [0, k]} = 0 \forall i \in [0, k]$, the utility estimator would be null and thus the lowest (*i.e.* the best), but we would lose the assumption of non independence between Z and X . Furthermore, with the $HSIC$ value decreasing with positive decreasing values of $(\lambda_i)_{i \in [0, k]}$ we need to ensure that the sum of the weights is significantly higher than zero, or it would mean that the losses of the pseudo-labels would be barely considered as their total contribution to the training loss is reduced.

Finally, for a fair comparison between the weighting choices

during the optimization of the conditional independence based estimator, the sum of the weights should remain constant. From now on, and to solve this issues and the one presented in the previous paragraph, the sum of the $(\lambda_i)_{i \in [0, k]}$ is fixed to one and the problem is summarized as:

$$\begin{aligned} \min_{\lambda \in \mathbb{R}^k} \quad & HSIC(Z_\lambda, X, Y), \\ \text{s.t. } \quad & Z_\lambda = (\lambda_1 Z_1, \dots, \lambda_k Z_k), \\ & \lambda_i \geq 0, \forall i \in [0, k], \sum_i \lambda_i = 1. \end{aligned} \quad (8)$$

To minimize the estimator quantity while respecting the constraints, the weights used in the computation of the CI value are the softmax output of free learnable parameters $(W_i)_{i \in [0, k]}$. The Softmax function enforces the conditions while being differentiable and the optimization problem becomes:

$$\begin{aligned} \min_{W \in \mathbb{R}^k} \quad & HSIC(Z_\lambda, X, Y), \\ \text{s.t. } \quad & \lambda = \text{Softmax}(W), \\ & Z_\lambda = (\lambda_1 Z_1, \dots, \lambda_k Z_k). \end{aligned} \quad (9)$$

4.2. Weights sparsity

Sparsity is another characteristic that is desirable for the weighting vector in our case. Indeed, if a few pseudo-labels are superfluous or harming for the given downstream task, we would rather discard them completely than allocate them a low weight. Two reasons motivate this. First, by removing pretext tasks completely from the training, computation time would be saved as we would not need to extract the pseudo-labels in the first time, and in a second time, we would remove the predictor during the self-supervision training. Second, it would help with interpretability and clarity to understand which features are included or not in the latent space representation. The sparsity of the weighting vector is ensured using the Sparsemax function (Martins & Astudillo, 2016) in place of the softmax in eq. 9. Sparsemax is a differentiable function that outputs a sparse positive vector that sums to 1 while maintaining the property of differentiability of the whole computation.

5. Experimental study

This section describes the experiments validating the proposed estimator. It details the group selection and weighting processes (Section 5.1), the self-supervised learning models (Section 5.2), the downstream tasks considered (Section 5.3), and the obtained results (Section 5.4).

5.1. Group selection and weighting

The considered pseudo-labels are extracted using the OpenS-mile library (Eyben et al., 2010). The selected are mostly

related to prosody and spectral descriptors as the signal feature processing literature commonly associates them to the three downstream tasks considered in our experiments (i.e. speech, speaker verification and emotion recognition). They include: *Zero Crossing Rate*, *L1 Norm of Rasta Spectrum* (Hermansky et al., 1992), *Loudness*, *F0*, *Voicing*, *α Ratio* (Sundberg & Nordenberg, 2006), *log of Harmonicity to Noise Ratio* (Murphy & Akande, 2005). Then, and as pictured in Figure 1 (step 1), we combine these pseudo-labels in a single pretext task through weighting them with the output of equation 9.

Comparative baselines follow common feature group selection strategies or simple ones based on natural intuition. The first one simply bundles all the pseudo-labels together with a constant weighting (i.e. $\lambda = 1$ for all pseudo-labels) as proposed in PASE (Pascual et al., 2019). As SSL group pretext-task selection is yet to be fully explored, and as stated in the related works part, the two other considered baselines are inspired from the feature selection literature as it represents the closest research tracks with well established techniques. Our CI-based pretext task selection method is compared to Maximum Relevance Minimum Redundancy (MRMR, (Peng et al., 2005)) and Recursive Feature Elimination (RFE, (Guyon et al., 2002)). Appendix A.8 gives more details about these concurrent baselines, while Appendix A.10 shows the workers selected and their corresponding weights for every experiment. For instance, Noise (HNR) seems to be the most important feature to learn to predict for speaker recognition while fundamental frequency is useful for Emotion Recognition.

5.2. Self-supervised training

The second step that appears in Figure 1 is now described. The SSL model learns representations through the predictions of the selected pseudo-labels. For every considered one, the loss is multiplied by the corresponding weight proposed by our method. Inspired from conclusions of multi-task speech SSL works (Ravanelli et al., 2020; Jiang et al., 2020), apart from the considered pretext task, the network learns to reconstruct the input Mel spectrograms, and to compute 40-dimensional Mel-Frequency Cepstral Coefficients (MFCC). These two predictions prevent information loss harming heavily downstream performance and are constant in all our experiments. Therefore, for a given weighting vector $(\lambda_i)_{i \in [0, k]}$, the self-supervised loss is defined as follows:

$$L_{SSL} = MSE_{mel} + MSE_{mfcc} + \sum_{i=1}^k \lambda_i \ell_1(Z_i), \quad (10)$$

with MSE the mean squared error computed for Mel spectrogram (MSE_{mel}) and MFCC frame vectors (MSE_{mfcc}), and $\ell_1(Z)$ the ℓ_1 -loss of the pretext task consisting in predicting the pseudo-label Z .

Table 1. Results observed with the proposed group selection and weighting strategies on the two considered downstream tasks. Word Error Rate (WER) Equal Error Rate (EER), and Accuracy (Acc) are expressed in percentage and used for LibriSpeech100, VoxCeleb 1 and IEMOCAP respectively (*i.e.* lower is better). ASR results are given with and without Language Modeling (LM). All SSL models contain 16.3M neural parameters.

Models	LibriSpeech (WER % ↓)		VoxCeleb1 (EER % ↓)	IEMOCAP (Acc % ↑)
	No LM	LM		
PASE+ (Ravanelli et al., 2020)	25.11	16.62	11.61	57.86
vq-wav2vec (Baeovski et al., 2020a)	17.71	12.80	10.38	58.24
Selections				
All	21.98 ± 0.36	11.70 ± 0.27	11.90 ± 0.32	56.4 ± 1.3
MRMR	18.94 ± 0.34	10.36 ± 0.26	10.56 ± 0.31	59.6 ± 1.29
Remaining	19.81 ± 0.34	11.65 ± 0.27	11.67 ± 0.32	58.8 ± 1.29
RFE	20.02 ± 0.34	11.42 ± 0.27	11.91 ± 0.33	55.8 ± 1.3
Softmax	13.17 ± 0.28	8.00 ± 0.23	9.24 ± 0.29	60.6 ± 1.27
Sparsemax	17.18 ± 0.32	10.41 ± 0.26	8.63 ± 0.27	60.8 ± 1.28

Prior to extending our method to state-of-the-art architectures such as wav2vec 2.0 that are particularly costly to train, we propose to first employ a PASE-like model to empirically validate the approach. The encoder is composed of three distinct parts: a VGG-like features extractor (Simonyan & Zisserman, 2015), a bidirectional LSTM, and a two-layered dense neural network with leakyRelu activations. All the details of the architecture are given in the appendix A.5. Then, and inspired by (Ravanelli et al., 2020), the decoders consist in simple one-layered MLP predictors. The predictors are voluntarily limited in capacity as the downstream architectures in speech SSL benchmarks.

SSL dataset. The SSL model is learned on the training set of the English Common Voice dataset (version 5.1, 700 hours of training, (Ardila et al., 2020)). Common Voice is a collection of audio speech recordings made by users around the world from their own devices. This makes it suitable for self-supervised learning due to its closeness to natural settings.: 700 hours of voice is a relatively small amount compared to what is typically used for state-of-the-art SSL models. However, as it is larger than the amount typically available for SSL use cases such as low-resource languages, we believe it is a sound choice. as the LibriSpeech dataset is part of our downstream evaluation protocol, we decided not to use it for pre-training, thus reducing the strong bias.

5.3. Downstream tasks

For every considered downstream task, we compute the corresponding group of selected pseudo-labels and their respective weights and compare the downstream performance with the concurrent baselines. Experiments are run on three different downstream tasks leading to different groups of pseudo-labels: automatic speech recognition (ASR, with the 100 hours train from LibriSpeech) speaker recognition (SR, with VoxCeleb 1), and emotion recognition (ER with the audio data from IEMOCAP). Datasets and downstream

architectures are inspired from the SUPERB benchmark (Yang et al., 2021) for SSL representations and described in details in Appendix A.5.3. Prior to downstream training, the SSL encoder is frozen as it is used as a feature extractor for the task-dependent downstream pipeline. We do not use any data augmentation during the SSL training and downstream finetuning, for a more pristine comparison of the learned models.

5.4. Results

Baselines detailed in Section 4 and described in length in Appendix A.8 are respectively referred to as “All”, “RFE” and “MRMR”. The details about the tasks selected and their weights can be found in Appendix A.10. First, the results reported in Table 1 show that, for the considered downstream tasks, the two proposed strategies (*Sparsemax* and *Softmax*) perform better than the group selection baselines with a 3.28 EER gain for *Sparsemax* against the *RFE* approach on VoxCeleb, and 8.81 of WER with *Softmax* compared to the *All* baseline. Interestingly, simply regrouping all the pseudo-labels together leads to a poor performance as witnessed on LibriSpeech with a very high 21.98% WER. The fact that these *intuitive* regrouping methods harm the performance motivates the need for a better pretext task group selection strategy such as the one introduced in this work with the WER dropping to 13.17%. As expected, introducing the joint decoding with a language model strongly decreases the WER but also biases the comparison as disparities are smoothed with an exogenous neural model. Nevertheless, this does not affect the ranking of our weighting strategy as it still outperforms the concurrent baselines. In the context of speaker recognition, *Sparsemax* beats *Softmax* with an EER 0.61 lower. One may question how strongly the group selection are related to the tasks they were computed on. To answer this, we selected the best learned model for LibriSpeech (*i.e.* softmax weighting) and fine-tuned it on VoxCeleb1 and IEMOCAP. It obtains an EER of 10.55%

Table 2. Results observed retraining the Wav2vec 2.0 model with and without weighted pretext tasks using the Sparsemax function method. An experiment adding the naive selection of pretext tasks is also performed. “Fr.” and “Fine.” also respectively refer to Frozen and Finetuned settings. Adding selected pretext tasks improves the downstream performance on all three considered tasks. All models contain 100M neural parameters.

Selections	LibriSpeech (WER % ↓)		VoxCeleb1 (EER % ↓)		IEMOCAP (Acc % ↑)	
	Fr.	Fine.	Fr.	Fine.	Fr.	Fine.
wav2vec 2.0 <i>BASE</i>	17.93 ± 0.33	10.21 ± 0.25	7.20 ± 0.26	5.35 ± 0.22	56.6 ± 1.2	74.0 ± 1.16
wav2vec 2.0 <i>BASE</i> + Naive selection	17.23 ± 0.32	10.10 ± 0.25	6.80 ± 0.25	5.05 ± 0.21	57.4 ± 1.3	73.7 ± 1.16
wav2vec 2.0 <i>BASE</i> -Sparsemax	16.70 ± 0.31	9.18 ± 0.24	6.57 ± 0.25	5.30 ± 0.22	59.5 ± 1.29	74.0 ± 1.16

and a 59.9% accuracy respectively. Although it performs slightly better than most of the baselines, the difference between these results and the task-related selections suggests that the weightings are indeed optimized towards the downstream task.

6. Extending wav2vec 2.0 to multitask SSL

Contrastive predictive coding (CPC) (Oord et al., 2018) based techniques like wav2vec 2.0 (Baevski et al., 2020b) currently top most of the leader-boards for speech-related tasks. In contrast, multi-task speech representation learning has not yet proven to be a state-of-the-art alternative. In a recent work, Sadhu and al. 2021 showed that combining a reconstruction loss and CPC improves the performance of the wav2vec 2.0 representations especially in noisy settings. Based on this idea, we propose to further validate our selection method by extending wav2vec 2.0 to multi-task SSL and demonstrating its scaling capabilities. Thus, we extend the learning loss :

$$L_{SSL} = L_{W2V} + \sum_{i=1}^k \lambda_i \ell_1(Z_i). \quad (11)$$

The SSL model uses the *BASE* wav2vec 2.0 described in the work of Baevski and al. (2020b) and is trained on the same Common Voice dataset. The pre-training pipeline is implemented within SpeechBrain. The trained *BASE* model is compared to that obtained with the official Fairseq implementation of wav2vec 2.0, with strictly equivalent results. The entire recipe alongside with the set of hyperparameters needed to properly train a wav2vec 2.0 model are released under our anonymous repository and will be made available with SpeechBrain afterwards.

We strictly follow the SUPERB benchmark choices (Yang et al., 2021) both at the data selection and finetuning architecture levels. Hence, and conversely to the previous experiments, the ASR system solely optimises the CTC criterion over characters. For each of the three tasks (*i.e.* ASR, SV, ER) we compare the standard *BASE* wav2vec 2.0 model with one trained following the Sparsemax selection of multitask SSL. Sparsemax is chosen over softmax as it enforces the desirable sparsity and removes completely a

few pseudo-labels from the SSL training, which is one of the goals of this work. Another experiment is led with the “naive” pretext-task selection where all the pseudo-labels are kept and a constant 0.5 weight is used across all pretext-tasks. Appendix A.10 reports the exact weights used in the experiments. Each wav2vec 2.0 model required 24 NVIDIA Tesla V100 GPUs to train for 150 epochs (approximately 40 hours). Finally, we also compare frozen and unfrozen (*i.e.* where the SSL encoder is fine-tuned with the downstream task) models.

It is clear from the results reported in Table 2 that our approach improves the performance over the standard wav2vec 2.0 framework for every considered downstream task. While adding pretext tasks naively improves the final performance, the difference in performance between the naive selection and the sparsemax weighting shows the benefit of our method in getting the best downstream performance. Unsurprisingly this difference is small (though statistically significant in all but one case), as the wav2vec 2.0 *BASE* is already powerful and the additional workers are anyway useful. Here, it is worth noting that the difference in performance compared to the literature mostly comes from the pre-training conditions. For instance, wav2vec 2.0 is commonly pre-trained with larger models on LibriSpeech to achieve lower WER on this dataset. This comparison can be found in appendix A.7 as it could bias the evaluation of our method with pre-training and target datasets being the same.

The results reported in Table 2 show that our method performs better than the standard wav2vec 2.0 framework for all the downstream tasks considered. Although the naive addition of pretext tasks improves the final performance, the performance difference between naive selection and weighting by sparsemax shows that our method is valid for obtaining the best downstream performance. This difference is unsurprisingly small as wav2vec 2.0 *BASE* is already powerful. However, the additional workers are useful anyway, as the improvement is statistically significant in all but one case. It is worth noting here that the difference in performance compared to the literature is mostly due to pre-training conditions, and precisely the dataset change.

For example, wav2vec 2.0 is generally pre-trained on LibriSpeech with a larger model and achieves lower WER on this dataset. This comparison is provided in the appendix A.7 showing that keeping the same pre-training and target datasets may bias the evaluation.

7. Conclusion

We present in this work an approach that aims to create an useful pretext task in multi-task self-supervised learning by combining pseudo-labels quickly and conveniently. The method enables an optimal choice of pseudo-labels through an inexpensive optimization process which dramatically reduces the time and computational effort required to design an optimal multi-task SSL model. The method is validated on three speech-related tasks and outperforms common pseudo-label selection strategies when combined with simple or with state-of-the-art SSL models. This opens up a variety of possibilities for discovering and selecting new pretext tasks in self-supervised learning on speech and other types of data.

References

- Algayres, R., Zaiem, M. S., Sagot, B., and Dupoux, E. Evaluating the reliability of acoustic speech embeddings, 2020. URL <https://arxiv.org/abs/2007.13542>.
- Arandjelovic, R. and Zisserman, A. Objects that sound. In *Proceedings of the European Conference on Computer Vision (ECCV)*, September 2018.
- Ardila, R., Branson, M., Davis, K., Henretty, M., Kohler, M., Meyer, J., Morais, R., Saunders, L., Tyers, F. M., and Weber, G. Common voice: A massively-multilingual speech corpus, 2020.
- Arora, S., Khandeparkar, H., Khodak, M., Plevrakis, O., and Saunshi, N. A Theoretical Analysis of Contrastive Unsupervised Representation Learning. *36th International Conference on Machine Learning, ICML 2019*, 2019-June:9904–9923, feb 2019.
- Bachman, P., Hjelm, R. D., and Buchwalter, W. *Learning Representations by Maximizing Mutual Information across Views*. Curran Associates Inc., Red Hook, NY, USA, 2019.
- Baevski, A., Schneider, S., and Auli, M. vq-wav2vec: Self-supervised learning of discrete speech representations, 2020a.
- Baevski, A., Zhou, H., Mohamed, A., and Auli, M. wav2vec 2.0: A framework for self-supervised learning of speech representations. *arXiv preprint arXiv:2006.11477*, 2020b.
- Busso, C., Bulut, M., Lee, C.-C., Kazemzadeh, E. A., Provost, E. M., Kim, S., Chang, J. N., Lee, S., and Narayanan, S. S. Iemocap: interactive emotional dyadic motion capture database. *Language Resources and Evaluation*, 42:335–359, 2008.
- Carlin, M., Thomas, S., Jansen, A., and Hermansky, H. Rapid evaluation of speech representations for spoken term discovery. pp. 821–824, 01 2011.
- Chen, S., Wu, Y., Wang, C., Chen, Z., Chen, Z., Liu, S., Wu, J., Qian, Y., Wei, F., Li, J., and Yu, X. Unispeech-sat: Universal speech representation learning with speaker aware pre-training, 2021.
- Chen, T., Kornblith, S., Norouzi, M., and Hinton, G. A simple framework for contrastive learning of visual representations. In III, H. D. and Singh, A. (eds.), *Proceedings of the 37th International Conference on Machine Learning*, volume 119 of *Proceedings of Machine Learning Research*, pp. 1597–1607. PMLR, 13–18 Jul 2020a. URL <http://proceedings.mlr.press/v119/chen20j.html>.
- Chen, T., Kornblith, S., Swersky, K., Norouzi, M., and Hinton, G. Big self-supervised models are strong semi-supervised learners. 2020b.
- Chen, Z., Watanabe, S., Erdogan, H., and Hershey, J. Speech enhancement and recognition using multi-task learning of long short-term memory recurrent neural networks. In *INTERSPEECH*, 2015.
- Chung, Y.-A., Hsu, W.-N., Tang, H., and Glass, J. An unsupervised autoregressive model for speech representation learning, 2019.
- Conneau, A., Baevski, A., Collobert, R., Mohamed, A., and Auli, M. Unsupervised cross-lingual representation learning for speech recognition. *CoRR*, abs/2006.13979, 2020. URL <https://arxiv.org/abs/2006.13979>.
- Doersch, C., Gupta, A., and Efros, A. A. Unsupervised visual representation learning by context prediction, 2016.
- Doersch, C., Zisserman, A., and Deepmind. Multi-task Self-Supervised Visual Learning. Technical report, 2017.
- Du, J., Grave, E., Gunel, B., Chaudhary, V., Celebi, O., Auli, M., Stoyanov, V., and Conneau, A. Self-training improves pre-training for natural language understanding, 2020.
- Dwivedi, K. and Roig, G. Representation Similarity Analysis for Efficient Task taxonomy & Transfer Learning. *Proceedings of the IEEE Computer Society Conference on Computer Vision and Pattern Recognition*, 2019-June: 12379–12388, apr 2019. URL <http://arxiv.org/abs/1904.11740>.

- Evain, S., Nguyen, H., Le, H., Boito, M. Z., Mdhaffar, S., Alisamir, S., Tong, Z., Tomashenko, N., Dinarelli, M., Parcollet, T., Allauzen, A., Esteve, Y., Lecouteux, B., Portet, F., Rossato, S., Ringeval, F., Schwab, D., and Besacier, L. Lebenchmark: A reproducible framework for assessing self-supervised representation learning from speech, 2021.
- Eyben, F., Wöllmer, M., and Schuller, B. Opensmile: The munich versatile and fast open-source audio feature extractor. In *Proceedings of the 18th ACM International Conference on Multimedia*, MM '10, pp. 1459–1462, New York, NY, USA, 2010. Association for Computing Machinery. ISBN 9781605589336. doi: 10.1145/1873951.1874246. URL <https://doi.org/10.1145/1873951.1874246>.
- Fan, Z., Li, M., Zhou, S., and Xu, B. Exploring wav2vec 2.0 on speaker verification and language identification, 2021.
- Gidaris, S., Singh, P., and Komodakis, N. Unsupervised representation learning by predicting image rotations. *CoRR*, abs/1803.07728, 2018. URL <http://arxiv.org/abs/1803.07728>.
- Gidaris, S., Bursuc, A., Komodakis, N., Pérez, P., and Cord, M. Boosting few-shot visual learning with self-supervision. In *Proceedings of the IEEE/CVF International Conference on Computer Vision*, pp. 8059–8068, 2019.
- Graves, A. Connectionist temporal classification. In *Supervised Sequence Labelling with Recurrent Neural Networks*, pp. 61–93. Springer, 2012.
- Gretton, A., Fukumizu, K., Teo, C. H., Song, L., Schölkopf, B., and Smola, A. A kernel statistical test of independence. 01 2007.
- Grill, J.-B., Strub, F., Altché, F., Tallec, C., Richemond, P. H., Buchatskaya, E., Doersch, C., Pires, B. A., Guo, Z. D., Azar, M. G., et al. Bootstrap your own latent: A new approach to self-supervised learning. *arXiv preprint arXiv:2006.07733*, 2020.
- Gump, M., Hsu, W.-N., and Glass, J. Unsupervised Methods for Evaluating Speech Representations. 2020. doi: 10.21437/Interspeech.2020-2990. URL <http://dx.doi.org/10.21437/Interspeech.2020-2990>.
- Guyon, I. and Elisseeff, A. An introduction of variable and feature selection. *J. Machine Learning Research Special Issue on Variable and Feature Selection*, 3:1157 – 1182, 01 2003. doi: 10.1162/153244303322753616.
- Guyon, I., Weston, J., Barnhill, S., and Vapnik, V. Gene selection for cancer classification using support vector machines. *Machine Learning*, 46:389–422, 01 2002. doi: 10.1023/A:1012487302797.
- Hermansky, H., Morgan, N., Bayya, A., and Kohn, P. Rastaplp speech analysis technique. volume 1, pp. 121 – 124 vol.1, 04 1992. ISBN 0-7803-0532-9. doi: 10.1109/ICASSP.1992.225957.
- Holzenberger, N., Du, M., Karadayi, J., Riad, R., and Dupoux, E. Learning Word Embeddings: Unsupervised Methods for Fixed-size Representations of Variable-length Speech Segments. In *Interspeech 2018*, Proceedings of Interspeech 2018, Hyderabad, India, September 2018. ISCA. doi: 10.21437/Interspeech.2018-2364.
- Hsu, W.-N., Tsai, Y.-H. H., Bolte, B., Salakhutdinov, R., and Mohamed, A. Hubert: How much can a bad teacher benefit asr pre-training? In *ICASSP 2021 - 2021 IEEE International Conference on Acoustics, Speech and Signal Processing (ICASSP)*, pp. 6533–6537, 2021. doi: 10.1109/ICASSP39728.2021.9414460.
- Hung, Y.-N., Chen, Y.-A., and Yang, Y.-H. Multitask learning for frame-level instrument recognition, 2019.
- Ioffe, S. Probabilistic Linear Discriminant Analysis. In Leonardis, A., Bischof, H., and Pinz, A. (eds.), *Computer Vision – ECCV 2006*, pp. 531–542, Berlin, Heidelberg, 2006. Springer Berlin Heidelberg. ISBN 978-3-540-33839-0.
- Jiang, D., Li, W., Cao, M., Zhang, R., Zou, W., Han, K., and Li, X. Speech simclr: Combining contrastive and reconstruction objective for self-supervised speech representation learning, 2020.
- Jing, L. and Tian, Y. Self-supervised visual feature learning with deep neural networks: A survey. *IEEE Transactions on Pattern Analysis and Machine Intelligence*, 2020.
- Khurana, S., Laurent, A., Hsu, W.-N., Chorowski, J., Luncucki, A., Marxer, R., and Glass, J. A convolutional deep markov model for unsupervised speech representation learning, 2020.
- Kim, D., Cho, D., Yoo, D., and Kweon, I. S. Learning image representations by completing damaged jigsaw puzzles. *CoRR*, abs/1802.01880, 2018. URL <http://arxiv.org/abs/1802.01880>.
- Lakhotia, K., Kharitonov, E., Hsu, W.-N., Adi, Y., Polyak, A., Bolte, B., Nguyen, T.-A., Copet, J., Baevski, A., Mohamed, A., and Dupoux, E. Generative spoken language modeling from raw audio, 2021.

- Lan, Z., Chen, M., Goodman, S., Gimpel, K., Sharma, P., and Soricut, R. Albert: A lite bert for self-supervised learning of language representations. *arXiv preprint arXiv:1909.11942*, 2019.
- Lee, J. D., Lei, Q., Saunshi, N., and Zhuo, J. Predicting what you already know helps: Provable self-supervised learning, 2020.
- Li, Y., Pogodin, R., Sutherland, D. J., and Gretton, A. Self-supervised learning with kernel dependence maximization, 2021.
- Liu, A. T., Yang, S.-w., Chi, P.-H., Hsu, P.-c., and Lee, H.-y. Mockingjay: Unsupervised speech representation learning with deep bidirectional transformer encoders. *ICASSP 2020 - 2020 IEEE International Conference on Acoustics, Speech and Signal Processing (ICASSP)*, May 2020. doi: 10.1109/icassp40776.2020.9054458.
- Lüscher, C., Beck, E., Irie, K., Kitza, M., Michel, W., Zeyer, A., Schlüter, R., and Ney, H. Rwth asr systems for librispeech: Hybrid vs attention. *Interspeech 2019*, Sep 2019. doi: 10.21437/interspeech.2019-1780. URL <http://dx.doi.org/10.21437/Interspeech.2019-1780>.
- Martins, A. F. T. and Astudillo, R. F. From softmax to sparse-max: A sparse model of attention and multi-label classification. In *Proceedings of the 33rd International Conference on International Conference on Machine Learning - Volume 48*, ICML'16, pp. 1614–1623. JMLR.org, 2016.
- McAuliffe, M., Socolof, M., Mihuc, S., Wagner, M., and Sonderegger, M. Montreal forced aligner: Trainable text-speech alignment using kaldi. pp. 498–502, 08 2017. doi: 10.21437/Interspeech.2017-1386.
- Misra, I. and Maaten, L. v. d. Self-supervised learning of pretext-invariant representations. In *Proceedings of the IEEE/CVF Conference on Computer Vision and Pattern Recognition*, pp. 6707–6717, 2020.
- Murphy, P. and Akande, O. Cepstrum-Based Harmonics-to-Noise Ratio Measurement in Voiced Speech. In Chollet, G., Esposito, A., Faundez-Zanuy, M., and Marinaro, M. (eds.), *Nonlinear Speech Modeling and Applications*, pp. 199–218, Berlin, Heidelberg, 2005. Springer Berlin Heidelberg. ISBN 978-3-540-31886-6.
- Nagrani, A., Chung, J. S., and Zisserman, A. Voxceleb: A large-scale speaker identification dataset. *Interspeech 2017*, Aug 2017. doi: 10.21437/interspeech.2017-950.
- Noroozi, M. and Favaro, P. Unsupervised learning of visual representations by solving jigsaw puzzles, 2017.
- Oord, A. v. d., Li, Y., and Vinyals, O. Representation learning with contrastive predictive coding. *arXiv preprint arXiv:1807.03748*, 2018.
- Panayotov, V., Chen, G., Povey, D., and Khudanpur, S. Librispeech: An asr corpus based on public domain audio books. pp. 5206–5210, 04 2015. doi: 10.1109/ICASSP.2015.7178964.
- Pascual, S., Ravanelli, M., Serrà, J., Bonafonte, A., and Bengio, Y. Learning problem-agnostic speech representations from multiple self-supervised tasks, 2019.
- Peddinti, V., Povey, D., and Khudanpur, S. A time delay neural network architecture for efficient modeling of long temporal contexts. In *INTERSPEECH*, 2015.
- Peng, H., Long, F., and Ding, C. Feature selection based on mutual information criteria of max-dependency, max-relevance, and min-redundancy. *IEEE Transactions on Pattern Analysis and Machine Intelligence*, 27(8):1226–1238, 2005. doi: 10.1109/TPAMI.2005.159.
- Peplinski, J., Shor, J., Joglekar, S., Garrison, J., and Patel, S. Frill: A non-semantic speech embedding for mobile devices. *arXiv preprint arXiv:2011.04609*, 2020.
- Raghu, M., Gilmer, J., Yosinski, J., and Sohl-Dickstein, J. SVCCA: Singular Vector Canonical Correlation Analysis for Deep Learning Dynamics and Interpretability. In Guyon, I., Luxburg, U. V., Bengio, S., Wallach, H., Fergus, R., Vishwanathan, S., and Garnett, R. (eds.), *Advances in Neural Information Processing Systems*, volume 30. Curran Associates, Inc., 2017. URL <https://proceedings.neurips.cc/paper/2017/file/dc6a7e655d7e5840e66733e9ee67cc69-Paper.pdf>.
- Rakotomamonjy, A., Bach, F., Canu, S., and Grandvalet, Y. More efficiency in multiple kernel learning. *Proceedings of the 24th International Conference on Machine Learning (ICML)*, 227, 01 2007. doi: 10.1145/1273496.1273594.
- Ravanelli, M., Zhong, J., Pascual, S., Swietojanski, P., Monteiro, J., Trmal, J., and Bengio, Y. Multi-task self-supervised learning for robust speech recognition, 2020.
- Ravanelli, M., Parcollet, T., Rouhe, A., Plantinga, P., Rastorgueva, E., Lugosch, L., Dawalatabad, N., Ju-Chieh, C., Heba, A., Grondin, F., Aris, W., Liao, C.-F., Cornell, S., Yeh, S.-L., Na, H., Gao, Y., Fu, S.-W., Subakan, C., De Mori, R., and Bengio, Y. Speechbrain. <https://github.com/speechbrain/speechbrain>, 2021.

- Renshaw, D., Kamper, H., Jansen, A., and Goldwater, S. A comparison of neural network methods for unsupervised representation learning on the zero resource speech challenge. In *INTERSPEECH*, 2015.
- Sadhu, S., He, D., Huang, C.-W., Mallidi, S. H., Wu, M., Rastrow, A., Stolcke, A., Droppo, J., and Maas, R. wav2vec-C: A Self-Supervised Model for Speech Representation Learning. In *Proc. Interspeech 2021*, pp. 711–715, 2021. doi: 10.21437/Interspeech.2021-717.
- Saeed, A., Grangier, D., and Zeghidour, N. Contrastive Learning of General-Purpose Audio Representations. oct 2020.
- Saunshi, N., Malladi, S., and Arora, S. A mathematical exploration of why language models help solve downstream tasks. *CoRR*, abs/2010.03648, 2020. URL <https://arxiv.org/abs/2010.03648>.
- Schatz, T., Peddinti, V., Bach, F., Jansen, A., Hermansky, H., and Dupoux, E. Evaluating speech features with the Minimal-Pair ABX task: Analysis of the classical MFC/PLP pipeline. In *INTERSPEECH 2013 : 14th Annual Conference of the International Speech Communication Association*, pp. 1–5, Lyon, France, August 2013.
- Schuller, B., Vlasenko, B., Minguez, R., Rigoll, G., and Wendemuth, A. Comparing one and two-stage acoustic modeling in the recognition of emotion in speech. In *2007 IEEE Workshop on Automatic Speech Recognition Understanding (ASRU)*, pp. 596–600, 2007. doi: 10.1109/ASRU.2007.4430180.
- Serizel, R., Bisot, V., Essid, S., and Richard, G. Acoustic Features for Environmental Sound Analysis. In Virtanen, T., Plumbley, M. D., and Ellis, D. (eds.), *Computational Analysis of Sound Scenes and Events*, pp. 71–101. Springer International Publishing AG, 2017. doi: 10.1007/978-3-319-63450-0_4. URL <https://hal.archives-ouvertes.fr/hal-01575619>.
- Shafey, L. E., Soltau, H., and Shafran, I. Joint speech recognition and speaker diarization via sequence transduction, 2019.
- Shah, R. and Peters, J. The hardness of conditional independence testing and the generalised covariance measure. *Annals of Statistics*, 48, 04 2018. doi: 10.1214/19-AOS1857.
- Shin’ya Yamaguchi, S., Kanai, T., Shioda, S., Takeda, N., and Tokyo, J. Multiple Pretext-Task for Self-Supervised Learning via Mixing Multiple Image Transformations. Technical report.
- Shor, J., Jansen, A., Maor, R., Lang, O., Tuval, O., Quitry, F. d. C., Tagliasacchi, M., Shavitt, I., Emanuel, D., and Haviv, Y. Towards learning a universal non-semantic representation of speech. *arXiv preprint arXiv:2002.12764*, 2020.
- Shor, J., Jansen, A., Han, W., Park, D., and Zhang, Y. Universal paralinguistic speech representations using self-supervised conformers. *arXiv preprint arXiv:2110.04621*, 2021.
- Shukla, A., Petridis, S., and Pantic, M. Learning speech representations from raw audio by joint audiovisual self-supervision. 07 2020.
- Simonyan, K. and Zisserman, A. Very deep convolutional networks for large-scale image recognition, 2015.
- Snyder, D., Garcia-Romero, D., and Povey, D. Time Delay Deep Neural Network-Based Universal Background Models for Speaker Recognition. In *2015 IEEE Workshop on Automatic Speech Recognition and Understanding (ASRU)*, pp. 92–97, 2015. doi: 10.1109/asru.2015.7404779. URL <https://app.dimensions.ai/details/publication/pub.1093368586>.
- Snyder, D., Garcia-Romero, D., Sell, G., Povey, D., and Khudanpur, S. X-vectors: Robust dnn embeddings for speaker recognition. In *2018 IEEE International Conference on Acoustics, Speech and Signal Processing (ICASSP)*, pp. 5329–5333, 2018. doi: 10.1109/ICASSP.2018.8461375.
- Song, X., Wang, G., Wu, Z., Huang, Y., Su, D., Yu, D., and Meng, H. Speech-xlnet: Unsupervised acoustic model pretraining for self-attention networks, 2020.
- Sonnenburg, S., Rätsch, G., Schäfer, C., and Schölkopf, B. Large scale multiple kernel learning. *J. Mach. Learn. Res.*, 7:1531–1565, December 2006. ISSN 1532-4435.
- Sundberg, J. and Nordenberg, M. Effects of vocal loudness variation on spectrum balance as reflected by the alpha measure of long-term-average spectra of speech. *The Journal of the Acoustical Society of America*, 120:453–7, 08 2006. doi: 10.1121/1.2208451.
- Tian, Y., Sun, C., Poole, B., Krishnan, D., Schmid, C., and Isola, P. What Makes for Good Views for Contrastive Learning? In Larochelle, H., Ranzato, M., Hadsell, R., Balcan, M. F., and Lin, H. (eds.), *Advances in Neural Information Processing Systems*, volume 33, pp. 6827–6839. Curran Associates, Inc., 2020. URL <https://proceedings.neurips.cc/paper/2020/file/4c2e5eaae9152079b9e95845750bb9ab-Paper.pdf>.

- Tschannen, M., Djolonga, J., Rubenstein, P. K., Gelly, S., and Lucic, M. On mutual information maximization for representation learning. In *8th International Conference on Learning Representations (ICLR)*, April 2020. URL <https://openreview.net/forum?id=rkxoh24FPH>.
- Wang, X., Yu, F., Wang, R., Darrell, T., and Gonzalez, J. E. Tafe-net: Task-aware feature embeddings for low shot learning. In *Proceedings of the IEEE/CVF Conference on Computer Vision and Pattern Recognition (CVPR)*, June 2019.
- Wei, C., Shen, K., Chen, Y., and Ma, T. Theoretical analysis of self-training with deep networks on unlabeled data. *CoRR*, abs/2010.03622, 2020. URL <https://arxiv.org/abs/2010.03622>.
- Wu, H.-H., Kao, C.-C., Tang, Q., Sun, M., McFee, B., Bello, J. P., and Wang, C. Multi-task self-supervised pre-training for music classification, 2021.
- Yang, S., Chi, P.-H., Chuang, Y.-S., Lai, C.-I. J., Lakhota, K., Lin, Y. Y., Liu, A. T., Shi, J., Chang, X., Lin, G.-T., Huang, T.-H., Tseng, W.-C., tik Lee, K., Liu, D.-R., Huang, Z., Dong, S., Li, S.-W., Watanabe, S., Mohamed, A., and yi Lee, H. Superb: Speech processing universal performance benchmark, 2021.
- Yuan, M. and Lin, Y. Model selection and estimation in regression with grouped variables. *Journal of the Royal Statistical Society Series B*, 68:49–67, 02 2006. doi: 10.1111/j.1467-9868.2005.00532.x.
- Zaiem, S., Parcollet, T., and Essid, S. Conditional independence for pretext task selection in self-supervised speech representation learning. In *Interspeech 2021*. ISCA, aug 2021. doi: 10.21437/interspeech.2021-1027. URL <https://doi.org/10.21437/2Finterspeech.2021-1027>.
- Zamir, A. R., Sax, A., Shen, W. B., Guibas, L. J., Malik, J., and Savarese, S. Taskonomy: Disentangling task transfer learning. *CoRR*, abs/1804.08328, 2018. URL <http://arxiv.org/abs/1804.08328>.
- Zhang, Y., Qin, J., Park, D. S., Han, W., Chiu, C.-C., Pang, R., Le, Q. V., and Wu, Y. Pushing the Limits of Semi-Supervised Learning for Automatic Speech Recognition. oct 2020.

Table 3. Candidate speech pseudo-labels and descriptions.

Feature	Description
Loudness	Intensity & approx. loudness
F0	Fundamental Frequency
Voicing	Voicing Decision
Alpha Ratio (Sundberg & Nordenberg, 2006)	Ratio of spectrum intensity % 1000 Hz
Zero Crossing Rate	Zero crossing number per frame
RastaSpec L1Norm	L1 Norm of Rasta Spectrum (Hermansky et al., 1992)
log HNR (Murphy & Akande, 2005)	log of Harmonicity to Noise Ratio

A. Appendix

A.1. Differentiability proof

This section proves that the utility estimate is differentiable with respect to the weighting parameters $(\lambda_i)_{i \in [0, k]}$. Since the final estimate is a weighted mean of the class sliced tests, and since these tests are independent, the problem can be reduced to showing that within a downstream class c , $HSIC_c(X, Z_\lambda)$ is differentiable. Let us start by recalling the definition of the considered quantities:

$$HSIC_c(X, Z_\lambda) = \frac{1}{n_c^2} \text{trace}(K_c H_c L_c H_c) \quad (12)$$

where K_c and H_c are independent of the weighting parameters λ and L_c coefficients are defined as:

$$[L_c]_{i,j} = RBF((Z_\lambda)_i, (Z_\lambda)_j) = \exp\left(\frac{-1}{2\sigma^2} \sum_{h=1}^k \lambda_h \|z_{h,i} - z_{h,j}\|_2^2\right) \quad (13)$$

Therefore for $p \in [0, k]$:

$$\begin{aligned} \frac{\partial HSIC_c(X, Z_\lambda)}{\partial \lambda_p} &= \frac{1}{n_c^2} \sum_{i,j} \frac{\partial(\text{trace}(K_c H_c L_c H_c))}{\partial [L_c]_{i,j}} \frac{\partial [L_c]_{i,j}}{\partial \lambda_p} \\ &= \frac{1}{n_c^2} \sum_{i,j} (H_c^T K_c^T H_c^T)_{i,j} \frac{-\|z_{p,i} - z_{p,j}\|_2^2}{2\sigma^2} [L_c]_{i,j} \end{aligned} \quad (14)$$

This differentiability allows us to minimize the conditional-independence based utility estimator with respect to the weighting values.

A.2. Considered signal features and descriptions

Table 3 contains the descriptions of the signal features used as pseudo-labels in this work.

A.3. Effects of sampling on the Conditional Independence estimation

This approach may face two limitations related to the size of the downstream data set. First, a very small downstream dataset may not be sufficient for a proper estimation of conditional independence. Secondly, very large downstream datasets may make CI estimation computationally too heavy. In this section, we experimentally show, using VoxCeleb1, that our method is robust to both of these situations. First, using a small subset of VoxCeleb1, we show that when downstream data is scarce, the CI estimates obtained with our method are close to the final estimates, and that the ranking of the pretext task remains unchanged even when only 100 speakers out of 1 251 of VoxCeleb1 are extracted. Secondly, since one of the main motivations of this work is to reduce the computations required to obtain an optimal choice of the pretext task in a self-supervised learning environment, we show that CI estimation converges quickly as the number of speakers considered increases, and is therefore resilient to sampling. In this paper, we consider a single pretext task for a subset of VoxCeleb1

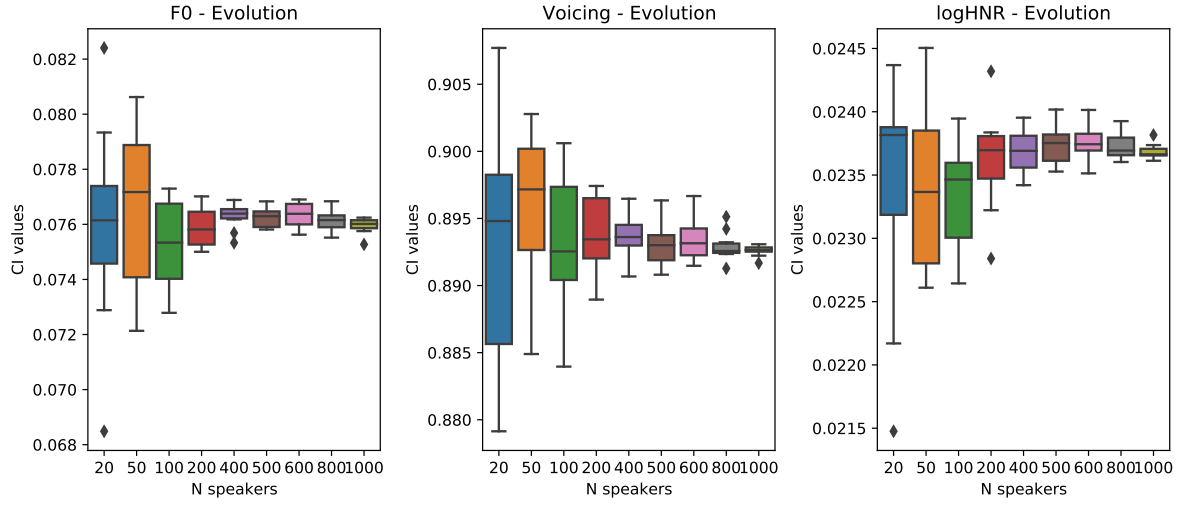


Figure 2. Evolution of the CI estimation with different numbers of considered speakers for three pretext tasks : F0, Voicing and logHNR. We can see that the values obtained with 20 speakers, while logically exhibiting more variance, are already close to the final values for every pretext task.

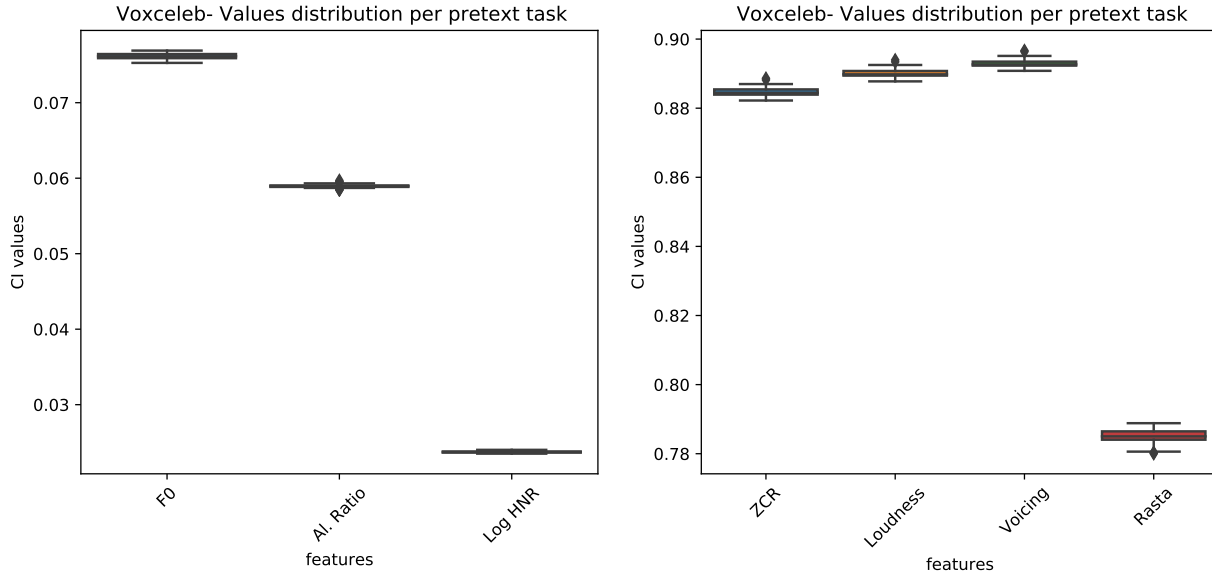


Figure 3. Boxplots of the CI values for every pretext tasks, when more than 200 speakers are considered. Voicing and Loudness are slightly overlapping, but otherwise, the values are separable. We divide the pretext-tasks in two groups according to their CI values for a better visualisation of the results.

(total = 1 251) and increase the number of speakers considered. For each of these considered numbers, we conduct 10 experiments with the sampled speakers. The CI estimates are obtained for each subset and the boxplots of the obtained values are plotted. The results are shown in Fig. 3, and it can be seen that for 20 speakers, the results are already close to those for 1 000 speakers. Furthermore, Fig. 3 plots the boxplots of the CI values obtained with more than 200 speakers, showing the separability between the considered features. As shown, there is some overlap in the Voicing and Loudness values, but all other foreground tasks can already be separated and ranked using only 200 random speakers out of the whole dataset.

A.4. Sparsemax initialization

When initialized with random parameters W , and if one parameter is high enough compared to the other, leading with the Sparsemax function to a weighting value close to 1, we observed that the minimization process falls into local minima selecting only one pseudo-label with weight 1. To avoid this, we initialize all the free parameters W with the same unitary value to which we add some Gaussian noise. Hence, $W_{init} = (1) + N(0, \epsilon)$ with $\epsilon = 0.05$.

A.5. Training and architectures details

All the considered audio files are sampled at 16kHz. We feed the SSL models with 80-band Mel spectrograms, with 25ms windows and 10ms stride. To every Mel band corresponds a learned vector of size 256 obtained at the output of the SSL model. So if the input spectrogram is of size $(N, 80)$ with N the number of frames, the representation fed to the downstream pipeline is of size $(N, 256)$. All models including SSL and downstream ones are developed with SpeechBrain (Ravanelli et al., 2021).

A.5.1. PRETRAINING OF THE SSL ENCODER.

The encoder is a succession of 2D CNN layers, LSTM layers and a final dense network. This representation is then fed to one dense layer that predict the selected pretext task labels. There are 3 successive CNN blocks containing each 2 CNN layers with kernel size $(3, 3)$ and 128, 200 and 256 channels for each block respectively. No time pooling is performed in order to preserve the input sequence length. 5 bidirectional LSTM layers of size 256 are then stacked. Finally, a MLP with one hidden layer with 256 neurons. The LeakyReLU activation is used across all the layers except for the LSTM. We use a dropout rate of 0.15 during the training. The AdaDelta optimizer is used to update the weights with an initial learning rate of 1.0, $\rho = 0.8$ and $\epsilon = 10^{-8}$. For every experiment, the SSL model is trained for 10 epochs (leading to the convergence of the validation loss).

A.5.2. DOWNSTREAM TRAININGS : FIRST EXPERIMENTS

Speaker recognition details. VoxCeleb1 (Nagrani et al., 2017) is used for the speaker recognition task. The training set contains 148,642 utterances from 1,251 different speakers. To compute the conditional independence estimates while limiting the computational load, we restricted ourselves to the utterances of 50 different speakers (the detailed list is given in the released repository). A standard xvector model (Snyder et al., 2018) is trained following the available VoxCeleb SpeechBrain recipe. The extracted speaker embeddings are tested on the enrol and test splits using PLDA (Ioffe, 2006) as a similarity metric. Performance is reported in terms of equal error rate (EER). While architecture details are given in appendix A.5, it is worth noticing that the whole pipeline is fully integrated to Speechbrain and can thus easily be extended.

We train an embedding model (XVector) until the validation loss converges, on top of the self supervised representations using 5 successive layers of time-delay neural networks (TDNN) (Pecdinti et al., 2015). Channels numbers are (512, 512, 512, 512, 1500), with kernel sizes of $(5, 3, 3, 1, 1)$ and dilations of $(1, 2, 3, 1, 1)$. The architecture is inspired by successful works on embeddings for speaker recognition (Snyder et al., 2015). The learned embeddings are therefore used on a list of pairs of samples to predict whether they are from the same speaker or not. The details of the recipe can be found in the given GitHub repository. We train every embedding model on 10 epochs with an Adam Optimizer starting with a learning rate of 0.001 decaying linearly to 0.0001.

Speech recognition details. ASR is conducted with the 100-hour clean subset of the LibriSpeech dataset (Panayotov et al., 2015) to simulate the low-resource scenario commonly encountered with SSL settings. CI estimations are obtained with word-level alignments from the *Montreal Forced Aligner* (McAuliffe et al., 2017). The ASR pipeline follows the LibriSpeech recipe of SpeechBrain (Ravanelli et al., 2021) and therefore contains a CRDNN encoder (*i.e.* CNN, RNN, DNN) trained jointly with CTC (Graves, 2012) and attention (Lüscher et al., 2019) (details in appendix A.5). The decoding process is based on beam-search with and without shallow fusion with a pretrained recurrent language model that is publicly available and obtained from SpeechBrain.² Performance is expressed in word error rate (WER).

The CRDNN starts with three CNN blocks composed each with 2 2D CNN layers, layer-normalisation and $(2, 2)$ maxpooling along the frequency dimension. The filter dimensions for each block are 64, 100, 100. Then, maxpooling of 4 is applied on the time dimension to reduce the sequence length before being fed to the RNN. The latter is made of 5 bidirectional LSTM

²<https://huggingface.co/speechbrain/asr-crdnn-rnnlm-librispeech>

layers of 1,024 neurons. Finally two dense layers are connected (with batch-normalisation in between). The LeakyReLU activation function is used across all the layers except for the LSTM. A dropout rate of 0.15 is employed with the encoder. The CTC decoder is a simple dense linear layer of size equal to the vocabulary. The vocabulary is obtained with byte pair encoding or sub-words units (BPE) and is of size 1,000. The attentional decoder is a one-layered location-aware GRU (1,024 neurons). Then, a beam search of depth 60 is applied to obtain the output transcripts. The model is trained for 30 epochs. The learning rate (1.0) is multiplied with a factor of 0.8 every time the validation loss is not decreasing to ensure an optimal convergence of all the models.

A.5.3. SUPERB SETTINGS

SUPERB (Yang et al., 2021) is a recent benchmark for self-supervised representation of speech data. This benchmark is used in the experiments combining wav2vec with our choice of pretext tasks. In this section we detail the downstream model detailed in the benchmark paper :

Emotion Recognition. For the Emotion Recognition (ER) task, the IEMOCAP (Busso et al., 2008) is used: four classes (neutral, happy, sad and angry) are considered and only the audio data is used. The learned representations are mean pooled and finally fed to a linear classifier to compute the cross entropy loss. Cross-validation is performed on five folds of standard segmentation. The result displayed is the average of the five times. The evaluation measure is the accuracy (ACC).

Automatic Speech Recognition For ASR, the decoder is a vanilla 2-layer 1024-unit BiLSTM fed with our self-supervised representations and optimized by CTC loss on characters. We use the same language model for decoding as in the first experiments. Only the Clean-100 part of LibriSpeech is used for downstream training.

Speaker Recognition The model and dataset partitioning used in the first experiment corresponded to those of SUPERB, so we kept the same settings. Hence, The results are comparable.

A.6. Kernels Used for the similarity matrices

The calculation of the similarity matrix used in the kernel-based independence test requires a fixed size embedding of the data speech samples. This embedding allows the use of a classical kernel. However, in the case of continuous data, such as speech signals, one may wish to avoid the burden of learning a fixed size embedding (for variable length speech sequences) Learning these embeddings may bias the whole pipeline towards the learning dataset for instance. One possible solution to this is the Gaussian Downsampling method (Holzenberger et al., 2018), described in more detail later in this section, which was conveniently used in our application to speech data see Section 5). In this example, after the Mel spectrogram extraction, the speech sample is a sequence of input feature vectors of different lengths. Therefore, in order to obtain a fixed size embedding of the input frame-by-frame Mel spectral vectors aggregated into a fixed number of N (N is a fixed hyperparameter), we first split the sequence into N equal length segments. Then, in each segment, a Gaussian mean of the input spectrogram is computed around the centre of the considered segment. If D is the dimension of the mel spectral vector per input frame, this leads to a $N \times D$ tensor for any speech excerpt, without any learning procedure. As in the paper introducing of the Gaussian downsampling method, we set $N = 20$ and $\sigma_{gd} = 0.07$. For the RBF kernel for the mean of the pseudo-labels, we fixed the RBF kernel width to $\sigma = 0.05$.

We will now motivate the gaussian downsampling choice. At a high-level, we were looking for a method giving fixed size speech embeddings that would not rely on any learning. As we were first working with ASR and Speaker Id, we wanted a representation that captures phonetic and speaker content. The GD has been, quite successfully, applied for unsupervised word discovery (Holzenberger et al., 2018), thus capturing this phonetic aspect. In unpublished experiments when working on unsupervised word discovery, we also found out that GD holds speaker-related information, this made GD a good candidate for our unlearned embedding method. Moreover, after the first results, another downsampling method was tested in the beginning of this work : SVCCA (Raghu et al., 2017). We calculated the CI estimates using GD and SVCCA on the considered pretext tasks for LibriSpeech and Voxceleb1. It resulted in a relative difference of 3% between the averaged HSIC. The robustness to this downsampling method change comforted us into using GD.

A.7. Impact of the pretraining dataset on speaker recognition

We developed in section 5.2 the reasons behind our choice of CommonVoice as a pre-training dataset. In this section, we study the impact of this choice on the results. Specifically, it is common in the speech SSL literature to train on LibriSpeech 960 before fine-tuning on LibriSpeech100. As explained before, we believe that this may introduce a bias due to the

Table 4. Results observed retraining the Wav2vec2 model with and without weighted pretext tasks using the sparsemax method, on LibriSpeech 960. “Fr.” and “Fine.” also respectively refer to Frozen and Finetuned settings. Adding selected pretext tasks still improves the downstream performance. All models contain 100M neural parameters.

Selections	LibriSpeech (WER % ↓)	
	Fr.	Fine.
wav2vec 2.0 <i>BASE</i>	9.88	6.33
wav2vec 2.0 <i>BASE</i> + multitask SSL	9.5	6.01

closeness of pretraining and finetuning data. To verify this, we train our best multitask *BASE* wav2vec 2.0 architecture with the best performing pretext tasks and their weights on the 960 hours of LibriSpeech. No changes are done concerning the training procedure that is similar the one leading to Table 2. We fine-tune the models on LibriSpeech 100 exactly as it has been done with the other models. Table 4 shows the results. Two observations deserve to be noted. First, in this case also, adding a selected set of pretext tasks improves the final downstream performance in the frozen and finetuned cases. Second, as expected, the results obtained after training on Librispeech960 are better than those with CommonVoice, reaching the lowest 6.01% of WER with the fine-tuned version compared to 9.18% of WER in table 2.

A.8. Links with Feature Selection

The maximum relevance minimum redundancy (MRMR) technique (Peng et al., 2005) used as a baseline in this work relies on the Conditional Independence based estimator. It is a close to a naive selection of the best pretext tasks according to the CI based criterion, but it furthermore penalizes the mutual information between the selected pretext tasks. More precisely, we select the group of pseudo-labels $(Z)_i \in [0, p]$ maximizing :

$$Score_{MRMR}(Z) = \frac{-1}{p} \sum_{i \in [0, p]} HSIC(X, Z_i | Y) - \frac{1}{\binom{p}{2}} \sum_{i < j} I(Z_i, Z_j)$$

Recursive Feature Elimination (RFE) (Guyon et al., 2002) relies on a classifier that provides information concerning the importance of a given feature in the decision. This classifier is first trained with the whole set of pseudo-labels as features, and the least important feature is eliminated. The process is repeated until only 4 pseudo-labels are kept. We use the scikit-learn implementation with the C-Support Vector Classification as the classifier providing the feature importance values. We use the default scikit-learn hyperparameters.

These two baselines perform worse than the proposed techniques. This suggests that despite the apparent similarity, feature selection and self-supervision pretext task design do not necessarily involve the same mechanisms.

A.9. Pseudo-labels’ interactions.

To understand the interactions between pseudo-labels, studying the evolution of the CI estimate as a function of the weights shows which pseudo-labels seem interchangeable, which ones are complementary and which ones seem only harmful to the considered downstream task. Figure 4 shows the CI estimates for weighted combinations of groups of three pseudo-labels. As the weights sum up to one, two pretext tasks’ values are shown on the x and y axes, while the value of the remaining one, whose name is in the title, is equal to $1 - x - y$. For instance, at the origin point $(0, 0)$, only the third pseudo-label is selected with a weight equal to one, while its weight is equal to zero on the hypotenuse of the right triangle. Figure 4 illustrates that the relationship leading to a lower CI-based utility estimator is not always straightforward. For instance, if we consider the second plot on the second row (i.e. α -ratio, $F0$, $\log HNR$), we can see that selecting only one element is always worse than selecting a weighted concatenation, because the areas around the origin and the points $(1, 0)$ and $(0, 1)$ are brighter than the central area.

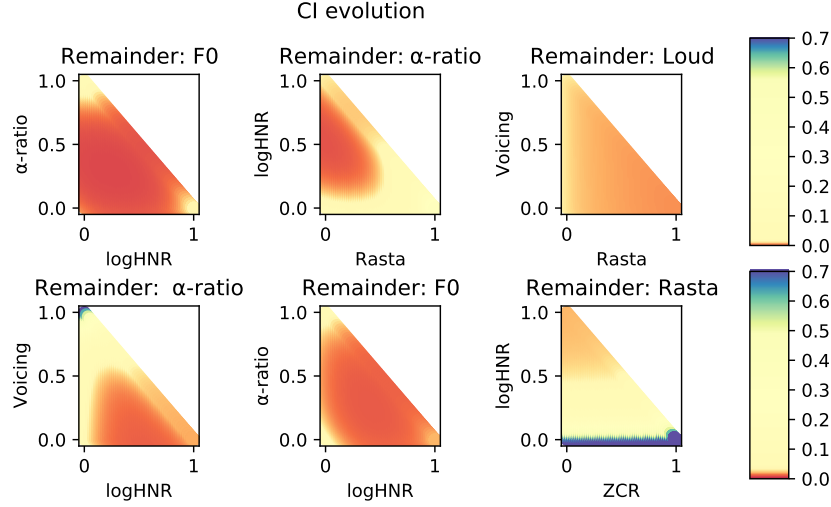


Figure 4. CI-Based utility estimator as a function of the weighting for groups of three pseudo-labels. Top line is for Librispeech, while the bottom one is for VoxCeleb. Three pseudo-labels are presented on every plot, one on the x -axis, one on the y -axis and one that is equal to $1 - x - y$ (hence being called the remainder) and whose name is on the title. Every point in the triangle corresponds to a pretext task that is the weighted combination of the three considered pseudo-labels. For instance, in the top left corner, the point $(0.5, 0.3)$ correspond to the CI value of a pretext task weighting logHNR with 0.5, α -ratio with 0.3 and F0 with 0.2.

A.10. Full weights for the considered experiments

Table 5 shows the weights computed using the proposed selection and weighting process for every considered downstream task. It also shows the pretext tasks selected by the baseline methods.

Table 5. Weights for every pretext task in every experiment. When the technique only outputs a selection of the pretext tasks, 1 is assigned as a weight for the selected tasks and zero for the non selected. This table confirms the sparsity induced by the Sparsemax function.

Selection	α -zero	F0	Loudness	Audspec Rasta	ZCR	log HNR	Voicing
All	1	1	1	1	1	1	1
VC RFE	1	1	0	0	1	0	1
VC MRMR	1	0	0	1	0	1	0
VC Sparsemax	0.28	0.26	0	0	0	0.4544	0
VC Softmax	0.27	0.11	0.18	0.04	0.06	0.31	0.03
Libri RFE	1	0	0	0	1	1	1
Libri MRMR	0	1	0	1	0	1	1
Libri Sparsemax	0.30	0.37	0	0.06	0	0.27	0
Libri Softmax	0.28	0.47	0.07	0.04	0.02	0.08	0.04
IEMOCAP RFE	0	0	1	1	1	1	0
IEMOCAP MRMR	0	1	0	0	1	1	1
IEMOCAP Sparse.	0.16	0.22	0	0.14	0.12	0.17	0.19
IEMOCAP Softmax	0.29	0.32	0.06	0.24	0.03	0.02	0.03