

Few-Shot Learning with a Strong Teacher

Han-Jia Ye, Lu Ming, De-Chuan Zhan, Wei-Lun Chao

Abstract—Few-shot learning (FSL) aims to train a strong classifier using limited labeled examples. Many existing works take the meta-learning approach, sampling few-shot tasks in turn and optimizing the few-shot learner’s performance on classifying the query examples. In this paper, we point out two potential weaknesses of this approach. First, the sampled query examples may not provide sufficient supervision for the few-shot learner. Second, the effectiveness of meta-learning diminishes sharply with increasing shots (*i.e.*, the number of training examples per class). To resolve these issues, we propose a novel objective to directly train the few-shot learner to perform like a strong classifier. Concretely, we associate each sampled few-shot task with a strong classifier, which is learned with ample labeled examples. The strong classifier has a better generalization ability and we use it to supervise the few-shot learner. We present an efficient way to construct the strong classifier, making our proposed objective an easily plug-and-play term to existing meta-learning based FSL methods. We validate our approach in combinations with many representative meta-learning methods. On several benchmark datasets including *miniImageNet* and *tieredImageNet*, our approach leads to a notable improvement across a variety of tasks. More importantly, with our approach, meta-learning based FSL methods can consistently outperform non-meta-learning based ones, even in a many-shot setting, greatly strengthening their applicability.

Index Terms—Few-Shot Learning, Meta-Learning, Knowledge Distillation

arXiv:2107.00197v1 [cs.CV] 1 Jul 2021

1 INTRODUCTION

The intriguing ability that *humans can learn new knowledge with few examples and then generalize it to novel environments* [1], [2] has led to a community-wide enthusiasm in artificial intelligence towards few-shot learning (FSL)¹, especially in the applications of visual recognition [3], [4], machine translation [5], [6], and reinforcement learning [7], [8], etc.

Specifically for visual recognition, FSL is generally studied in a two-stage setting [9], [10], [11]. At first, the few-shot learner is provided with a large number of training examples collected from a set of *base* classes. After training with these data, the few-shot learner then receives a small number of training examples for a set of *novel* classes that it needs to recognize. The quality of the learner is measured in terms of its accuracy on recognizing these *novel* classes. By default, the two sets of classes are disjoint but related (*e.g.*, both about animal species). Thus, to perform well in FSL, the few-shot learner must efficiently re-use what it learned (*e.g.*, features) from the *base* classes for the *novel* classes.

Meta-learning, or learning to learn, is arguably the most popular approach to tackle FSL [7], [12], [13], [14], [15]. The core idea is to *simulate the few-shot scenario of learning with novel classes using the base class data*. That is, instead of using the base class data in a “plain” manner just like training a multi-class classifier [16], meta-learning approaches sample *few-shot tasks* from the base class data and use them to train the few-shot learner to excel in the scenario it will encounter in receiving novel class data, even though the base class data are indeed many-shot. In other words, what will be re-used by the few-shot learner for the novel classes is its ability to *output a classifier using few-shot data*.

• H.-J. Ye, L. Ming, and D.-C. Zhan are with State Key Laboratory for Novel Software Technology, Nanjing University, Nanjing, 210023, China; Wei-Lun Chao is with the Ohio State University, USA.
E-mail: {yehj, mingl, zhandc}@lamda.nju.edu.cn, chao.209@osu.edu

1. Here the term “shot” refers to a training example per class.

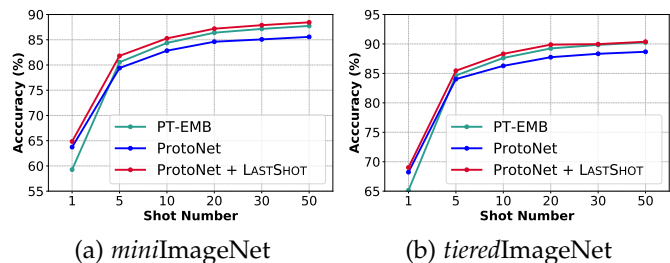


Figure 1: The comparison of our LASTSHOT to existing methods. We conduct 5-way (*i.e.*, 5-class) classification experiments on *miniImageNet* [10] and *tieredImageNet* [17] and report the accuracy under different numbers of shots. We consider two baselines: ProtoNet [14] is a representative meta-learning based approach; PT-EMB is a nearest centroid classifier whose features are learned by directly training a multi-class classifier using all the base class data. ProtoNet outperforms PT-EMB on the 1-shot setting but falls behind on the others. Our proposed LASTSHOT improves ProtoNet for all settings. See section 4 for details.

To implement meta-learning for FSL, most existing works follow [10] to formulate each “simulated” few-shot task by a support set and a query set whose data are from the same subset of base classes. The support set is used as the few-shot training data for the learner and the query set is used to evaluate the learner’s quality. In essence, the classification loss on the query set is the main supervision that teaches the few-shot learner how to learn from the support set.

In this paper, we argue that the query set loss is not an efficient form of supervision, especially when the query set size is limited. This can happen, for instance, due to the memory constraint or due to a larger number of classes or shots being considered in the support set². Figure 1 gives an

2. Conventionally, we sample a few-shot task (including support and query sets) whose size can fit into the mini-batch size (constrained by the memory). Thus, when the support set gets larger, either due to the increasing number of classes or shots, the query set size gets shrunk. In extreme cases, each class may just have one query example.

illustration. Even in the standard 5-way 5-shot FSL setting, meta-learning methods [14] can be outperformed by a simple nearest centroid classifier [9], [18] whose features are trained plainly with the base class data; the gap becomes more pronounced in a larger shot setting where the query set size shrinks³. While one may argue that meta-learning should just be used in few-shot settings, the fact that it can only perform better in a narrow shot range greatly limits its applicability.

The above issue motivates us to re-visit another implementation of meta-learning, which is to directly *teach the few-shot learner to output a strong classifier like the one trained using many-shot data* [19], [20], [15], [21]. In this way, the query set in a simulated few-shot task is replaced by a “target” classifier pre-trained using the (entire) base class data; the query set loss is replaced by a distance measure between the outputted classifier and the target classifiers in the parameter space. This implementation bypasses the limit of query set sizes. However, its applicability is limited by another factor, the lack of suitable metrics in the high-dimensional parameter space, which constrains prior works to only consider simple classifiers (*e.g.*, just learn the last fully-connected layer).

In this paper, we propose a novel meta-learning approach for FSL that incorporates the advantages of these two ways of implementations. On the high level, we follow the notion of constructing “target” classifiers. However, instead of asking the few-shot learner to output a classifier *exactly like* the target one in the parameter space, we only ask the outputted classifier to *act like* the target one, which is measured by their predictions on the query examples. Namely, we include both the target classifier and the query set in a simulated few-shot task, use the query set to query the outputted and the target classifiers for their predictions (*e.g.*, the predicted logits or class probabilities), and encourage the former to be similar to the latter. By doing so, we enable using a stronger target classifier (*e.g.*, the entire neural network) to supervise the few-shot learner. Moreover, measuring the difference in their predictions disentangles the model architectures used by the target classifier, the few-shot learner, and the outputted classifier, making our approach a plug-and-play learning objective that is compatible with most existing meta-learning based FSL methods. Even if the query examples are limited, the few-shot learner can receive extra and more informative supervision — how a stronger target classifier will perform on them — beyond the one-hot query example label.

We investigate multiple ways of constructing the target classifiers and querying them. One intuitive approach is to train a multi-class classifier using the entire base class data [16]. However, since a simulated few-shot task usually contains only a subset of base classes (*e.g.*, 5 classes from the 64 base classes [10]), the logits of this classifier must be properly filtered and calibrated. We therefore propose to leverage this pre-trained classifier’s feature extractor to (a) construct a target nearest centroid classifier [9] or (b) dynamically train a target logistic regression, both using all the data from the subset of base classes. In terms of querying the target classifier, we found that imposing variations to the query data (*e.g.*, by changing the resolutions or adding noise)

improves the overall performance, which is reminiscent of the recent studies in [22]. We name our approach LASTSHOT: Learning with A Strong Teacher for few-shot learning.

We validate LASTSHOT in combination with representative FSL methods [14], [23], [24], [25] on multiple benchmarks, including *miniImageNet* [10], *tiredImageNet* [26], *CIFAR-FS* [27], *FC-100* [28], and *CUB* [29]. LASTSHOT consistently improves these methods and achieves the state-of-the-art accuracy. We further study LASTSHOT under varying numbers of shots in the support set. LASTSHOT shows highly robust performance, especially when the shots go larger and existing meta-learning based methods are outperformed by simple nearest centroid approaches [9].

1.1 Comparisons to related work

On the surface, our approach is reminiscent of knowledge distillation [30]. However, there are several notable differences from other FSL methods that are based on knowledge distillation [31], [32], [33], [34]. For instance, Tian *et al.* [34] studied how distillation improves pre-trained features for FSL, while we focus on how to fundamentally improve meta-learning based FSL methods, which is complementary to their efforts⁴. Wang *et al.* [33] studied how to generate extra support set examples such that the outputted classifier by the few-shot learner could perform similarly to the target classifier. In contrast, we do not introduce the extra data generation task, making our method more easily applicable. We also note that, our method is different from self-distillation [36], [37], [38], [39] — our teacher is a classifier trained with ample data while our student is a few-shot learner. Please see [section 2](#) for more details and discussions.

2 RELATED WORK

2.1 Few-shot learning (FSL)

FSL generally focuses on the C -way classification scenario in which the learner receives few labeled examples for C new classes and needs to recognize them (C is usually set between 5 to 30). Few-shot learners can be categorized into roughly four groups: generative models, feature or metric learning, data augmentation, and meta-learning approaches.

Generative models learn to generate visual content conditioned on stochastic binary variables that indicate object identity. Recognizing novel classes involves adding new variables to the model and estimating the parameters associated with it based on few labeled data [40], [41], [42].

Feature or metric learning approaches learn a feature extractor or metric that encourages examples from the same classes to be closer and examples from different classes faraway [43], [44], [45], [16], [46]. The resulting features or metric are used in a linear or nearest-neighbor classifier that is trained on the examples of the novel classes [47], [48], [49], [11], [9].

Data augmentation approaches hallucinate additional examples of novel classes based on a their few examples [50], [51], [52]. The hallucinated examples are used together with the original ones to train a better classifier for the novel

3. While one may overcome this by processing a few-shot task using multiple mini-batches, aggregating the gradients, and updating the model at once, this creates more hyper-parameters to tune.

4. Nowadays, nearly all the meta-learning based FSL methods are initialized with pre-trained features learned in a plain manner with the base class data [19], [23], [35], [34], and our approach is built upon them.

classes. Since there are more training examples, it helps the model avoid over-fitting.

Meta-learning constructs “simulated” few-shot tasks, called “episodes” [10], [13], from the base class data to mimic future few-shot tasks, and trains a few-shot learner to maximize the classification accuracy on the episodes. It is expected that the few-shot learner could be generalized to the few-shot tasks with novel classes. Various strategies have been investigated to implement the few-shot learner. For example, based on the feature extractor, the few-shot learner classifies the query instances with (adapted) embeddings [10], [14], [3], [28], [53]; the model initialization [7], [54], [55], [56], [57] could be used for all tasks and a fixed number of gradient descent from it achieves a good few-shot model; the optimization strategy to fit a few-shot learner could also be shared across episodes [58], [59], [60], *e.g.*, the learning rate [61], [13]; an image generator could also be meta-learned to augment the support set [62] and auxiliary self-supervised tasks are also incorporated during meta-training to improve the generalization ability of the model [63], [64], [65]. As a result, meta-learning can explicitly take characteristics of few-shot tasks into account. For instance, the number of novel classes C and the number of labeled examples per class (*i.e.*, shots) can be specified in the episodes. Meta-learning based few-shot learning has been applied in various fields, such as unsupervised learning [66], human motion prediction [20], domain adaptation [67], image generation [68], and object detection [69], [70].

Most of the meta-learning approaches rely on the classification loss on the query sets to drive the training of the few-shot learner. [15], [21], [71] were the first to propose the notion of constructing target classifiers to guide few-shot learners. Specifically, they measured the Euclidean distance between the target classifier and the classifier outputted by the meta-learner as the loss. However, due to a large number of parameters, they only managed to train the few-shot learner to output the linear classifiers (*i.e.*, the final fully-connected layers).

Some recent methods emphasize the importance of pre-trained features [43], [59], [23], [19], [34], [35]. In particular, the parameters of the backbone model are initialized by optimizing a classification objective over the base class set, which results in more discriminative features. Fine-tuning over the backbone leads to strong FSL baselines [11], [72]. The influence of the number of shots (*e.g.*, between meta-training and meta-testing) is discussed in [73], [74], [28].

We empirically find that the effectiveness of meta-learning diminishes sharply with increasing shots. Specifically, the episodic training could not get further improvement when compared with the simple classifiers built upon the pre-trained embeddings. We propose a plug-and-play module LASTSHOT for few-shot learning to make the few-shot learner perform like a strong classifier, so that the few-shot learner outperforms other methods across different shot numbers.

2.2 Knowledge distillation

Knowledge distillation (KD) [75], [30] is a training strategy which leverages the “dark knowledge” from one (teacher) model to facilitate the learning progress of another (student) one. One popular way to extract the “dark knowledge” is by

the instance-wise predictions, *e.g.*, the posterior probability on a data instance [30], [76], [77], which provides the relative comparison between classes, in contrast to the conventional one-hot label. By matching the predictions of a “student” model to those of a “teacher” model, the student model obtains richer learning signals and becomes more generalizable. The dark knowledge for KD can be in the form of soft labels [30], hidden layer activation [78], [79], and parameter flows [80]. Distilling knowledge from one model to another has also been investigated for model interpretability [81], compression [75], [82], incremental learning [83], [84], etc.

Besides [34], [33] mentioned in [subsection 1.1](#), KD was also employed in two recent works of FSL [31], [32], but again based on very different motivations and manners from our LASTSHOT. [32] applied KD mainly to construct a portable few-shot learner; [31] applied self-supervised learning [85], [86] to train robust features and use them to guide the few-shot learner. Both of them only studied a single FSL method, *e.g.*, [7]. In contrast, our approach is more general, compatible with many meta-learning-based FSL methods and requiring no self-supervised learning steps. Wang *et al.* [33] investigated constructing a data generator to create extra support set examples; the generator is learned via KD, from a many-shot target classifier. In LASTSHOT, we take advantage of a plug-and-play loss term to distill knowledge from the target classifier more easily.

Self-distillation is a special case of KD which distills knowledge from the model itself, *i.e.*, the teacher can be the previous generation of the model along the training progress [36], [87], [37]. Tian *et al.* [34] applied self-distillation in the model pre-training stage to obtain more discriminative features. Our LASTSHOT works in an orthogonal direction to directly improve the meta-learning based FSL methods. Different from self-distillation, the target classifier in LASTSHOT is not the previous few-shot learner or feature extractor, but a stronger classifier trained with ample base class data.

3 OUR APPROACH: LASTSHOT

In this section, we first introduce the notation of few-shot learning (FSL) for visual recognition and highlight the overall framework of meta-learning for FSL. We then introduce our approach LASTSHOT.

3.1 Notation

In FSL, a few-shot learner is first provided with a training set $\mathcal{D}_{\text{base}} = \{(\mathbf{x}_1, y_1), \dots, (\mathbf{x}_N, y_N)\}$ that contains N labeled images from B base classes; *i.e.*, $y_n \in \{1, \dots, B\}$. Here, each class is supposed to have ample training examples. The few-shot learner is then provided with a support set $\mathcal{D}'_{\text{support}}$ of labeled images from C novel classes $\{1 + C, \dots, B + C\}$, in which each novel class has K examples. The goal of FSL is to construct a model that can accurately classify among the C novel classes. This FSL setting is referred to as the C -way K -shot setting.

3.2 Meta-learning for few-shot learning

The core concept of meta-learning is to use the base class data $\mathcal{D}_{\text{base}}$ to simulate the FSL scenario that a few-shot learner will encounter afterwards. Namely, meta-learning samples

multiple FSL tasks \mathcal{T} from $\mathcal{D}_{\text{base}}$, each contains a C -way K -shot support set $\mathcal{D}_{\text{support}}$ whose class labels are from $\{1, \dots, B\}$. Meta-learning then inputs each support set to the few-shot learner \mathcal{A} , whose goal is to output a classifier that can classify the C input classes well. To evaluate the quality of \mathcal{A} , meta-learning approaches usually sample a corresponding query set $\mathcal{D}_{\text{query}}$ for each $\mathcal{D}_{\text{support}}$, whose examples are from the same C classes. The quality of \mathcal{A} is measured by the outputted classifier’s accuracy on $\mathcal{D}_{\text{query}}$.

Putting all these notations together, we can now formulate the meta-learning problem as follows

$$\min_{\mathcal{A}} \sum_{\mathcal{T} \sim \mathcal{D}_{\text{base}}} \sum_{(\mathbf{x}, y) \in \mathcal{D}_{\text{query}}} \ell(\mathcal{A}(\mathcal{D}_{\text{support}})(\mathbf{x}), y), \quad (1)$$

where each \mathcal{T} is a tuple $(\mathcal{D}_{\text{support}}, \mathcal{D}_{\text{query}})$ and $\mathcal{A}(\mathcal{D}_{\text{support}})$ is the C -way classifier outputted by \mathcal{A} , after taking the support set $\mathcal{D}_{\text{support}}$ as input. ℓ is a loss function on the prediction; *e.g.*, the cross-entropy loss. As shown in Equation 1, the query set $\mathcal{D}_{\text{query}}$ is the major supervision that drives the training of the few-shot learner \mathcal{A} .

After \mathcal{A} is properly trained, we then apply it to the *true* $\mathcal{D}'_{\text{support}}$ of the novel classes to construct the classifier.

3.2.1 Exemplar few-shot learners

We review several representative few-shot learners. In model-agnostic meta-learning (MAML) [7], the few-shot learner \mathcal{A} is modeled by a neural network classifier f_{θ} with weights θ . Denote by $\mathcal{L}(\theta)$ the differentiable loss of f_{θ} computed on the support set $\mathcal{D}_{\text{support}}$, $\mathcal{A}(\mathcal{D}_{\text{support}})$ is formulated in its simplest form as an updated neural network $f_{\hat{\theta}}$ with weights $\hat{\theta}$:

$$\hat{\theta} = \theta - \alpha \times \nabla_{\theta} \mathcal{L}(\theta), \quad (2)$$

where α is a step size. That is, MAML performs a single (or few) gradient descent update(s) according to $\mathcal{L}(\theta)$ to obtain the outputted classifier. The meta-learning problem in Equation 1 thus aims to find a good initialization θ such that the neural network $f_{\hat{\theta}}$ can perform well on $\mathcal{D}_{\text{query}}$ after only a single (or few) update(s). Many meta-learning approaches are built on MAML [54], [88], [61], [59], [89], [90], [24], [25].

Another popular way to model \mathcal{A} is via a feature extractor f_{θ} . For example, in Prototypical Network (ProtoNet) [14], $\mathcal{A}(\mathcal{D}_{\text{support}})(\mathbf{x})$ is formulated as

$$\hat{y} = \arg \min_c \left\| f_{\theta}(\mathbf{x}) - \sum_{\mathbf{x}' \in \mathcal{D}_{\text{support}, c}} \frac{f_{\theta}(\mathbf{x}')}{|\mathcal{D}_{\text{support}, c}|} \right\|_2^2, \quad (3)$$

where $\mathcal{D}_{\text{support}, c}$ is the subset of $\mathcal{D}_{\text{support}}$ that contains examples of class c . That is, ProtoNet performs nearest centroid classification and Equation 3 aims to learn a good feature extractor. Similar approaches are [71], [3], [10], [91], [23].

3.2.2 Meta-learning with the “target” classifier

Instead of training the few-shot learner \mathcal{A} using the query set $\mathcal{D}_{\text{query}}$ (cf. Equation 1), [15], [21] constructed “target” classifiers h^* — the ones learned with ample training data — to teach the few-shot learner. The rationale is straightforward: after all, what we ask the few-shot learner to do is to output a classifier like the target one. To this end, [15] trained for

each FSL task \mathcal{T} a target classifier h^* , using all the data in $\mathcal{D}_{\text{base}}$, and accordingly modified Equation 1 as follows

$$\min_{\mathcal{A}} \sum_{\mathcal{T} \sim \mathcal{D}_{\text{base}}} \ell_{\text{model}}(\mathcal{A}(\mathcal{D}_{\text{support}}), h^*), \quad (4)$$

where each \mathcal{T} is now a tuple $(\mathcal{D}_{\text{support}}, h^*)$ and ℓ_{model} is a distance measure between classifiers.

One notable advantage of Equation 4 over Equation 1 is the “effective” amount of supervised signals it provides for every $\mathcal{D}_{\text{support}}$. Unlike Equation 1, which is limited by $|\mathcal{D}_{\text{query}}|$, h^* is trained with the entire $\mathcal{D}_{\text{base}}$ (which includes $\mathcal{D}_{\text{query}}$) and essentially provides more information for meta-learning.

Denote by ϕ and ϕ^* the parameters of $h = \mathcal{A}(\mathcal{D}_{\text{support}})$ and h^* , [15], [21], [20] computed the squared Euclidean distance $\ell_{\text{model}}(h, h^*) = \|\phi - \phi^*\|_2^2$ to drive meta-learning. Doing so, however, has two drawbacks. First, the Euclidean distance may not be suitable in the high-dimensional parameter space. Indeed, [15], [21] have limited their approaches to only meta-train the last fully-connected layer of a neural network. Second, the Euclidean distance requires the two classifiers to have exactly the same architecture, meaning that we have to re-construct h^* for different meta-learning algorithms and models.

3.3 LASTSHOT: Learning with a strong teacher

Let us introduce our approach. Let $\mathcal{T} = (\mathcal{D}_{\text{support}}, \mathcal{D}_{\text{query}}, h^*)$ be the tuple that contains both the query set and the target classifier, we propose a new meta-learning objective to train few-shot learners, such that it is as general as Equation 1 but also able to benefit from the target classifiers h^* ,

$$\min_{\mathcal{A}} \sum_{\mathcal{T} \sim \mathcal{D}_{\text{base}}} \sum_{(\mathbf{x}, y) \in \mathcal{D}_{\text{query}}} \ell_{\text{LASTSHOT}}(\mathcal{A}(\mathcal{D}_{\text{support}})(\mathbf{x}), h^*(\mathbf{x})) + \lambda \times \ell(\mathcal{A}(\mathcal{D}_{\text{support}})(\mathbf{x}), y). \quad (5)$$

Equation 5 involves two loss terms on the query data. One is exact the same as in Equation 1, comparing $\mathcal{A}(\mathcal{D}_{\text{support}})(\mathbf{x})$ to y . The blue term compares $\mathcal{A}(\mathcal{D}_{\text{support}})(\mathbf{x})$ to $h^*(\mathbf{x})$, which can be interpreted as a relaxed version of Equation 4: *to match the predictions of the two classifiers, not their parameters*. This relaxed version effectively overcomes the two drawbacks of Equation 4. On the one hand, we are now able to employ a stronger target classifier (*e.g.*, the entire neural network model) to teach the few-shot learner, since the comparison between them is in the lower-dimensional space govern by the number of ways C , not by the number of parameters of h^* . On the other hand, comparing the predictions allows us to disentangle the model architectures of the few-shot learner and h^* . In other words, the same h^* can now be applied to train different kinds of few-shot learners, making Equation 5 a widely applicable objective for meta-learning. Indeed, wherever Equation 1 can be applied, Equation 5 should be equally applicable.

We realize the loss ℓ_{LASTSHOT} in Equation 5 by the Kullback–Leibler (KL) divergence, inspired by [38]. That is, instead of comparing the hard one-hot predictions, we compare the soft predictions that encode the target classifier’s confidence as well as the learned semantic relationship among classes. More specifically, we take the logits $\psi(\mathbf{x}) \in \mathbb{R}^C$ and $\psi^*(\mathbf{x}) \in \mathbb{R}^C$ produced by $h = \mathcal{A}(\mathcal{D}_{\text{support}})$ and h^* on a query example \mathbf{x} , smooth the latter with a temperature $\tau > 0$

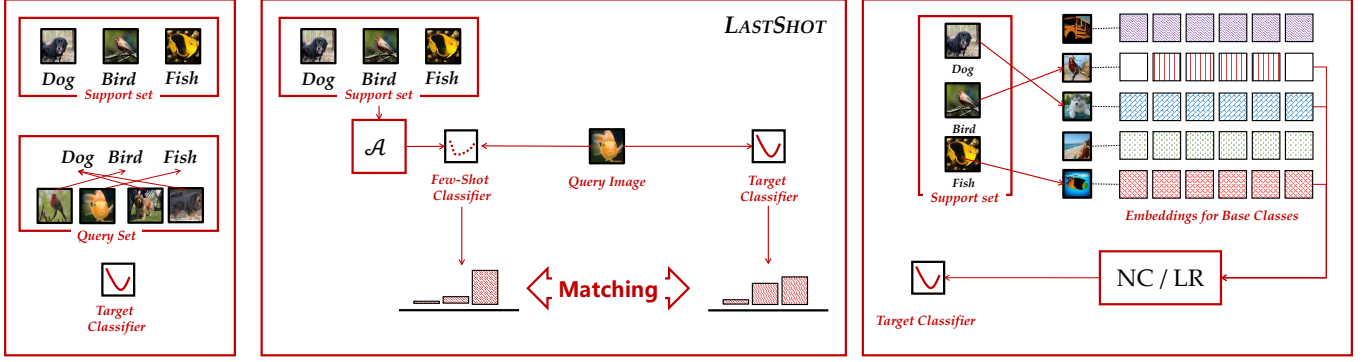


Figure 2: An illustration of LASTSHOT for few-shot classification. *Left:* the few-shot task \mathcal{T} in LASTSHOT, which contains a support set $\mathcal{D}_{\text{support}}$, a query set $\mathcal{D}_{\text{query}}$, and a target classifier h^* . *Middle:* the learning objective of LASTSHOT, in which the few-shot learner $\mathcal{A}(\mathcal{D}_{\text{support}})(\mathbf{x})$ compares its prediction on a query example \mathbf{x} to the target classifier $h^*(\mathbf{x})$ to receive supervision for updates. *Right:* Our proposed way to construct the C -way target classifier h^* for teaching \mathcal{A} . Based on the pre-extracted features of the base class data, LASTSHOT can build a strong nearest centroid classifier (NC) or a C -way logistic regression (LR) efficiently.

[92], and normalize them with the **softmax** function before computing the KL divergence,

$$\ell_{\text{LASTSHOT}}(\mathcal{A}(\mathcal{D}_{\text{support}})(\mathbf{x}), h^*(\mathbf{x})) = \text{KL} \left(\text{softmax} \left(\frac{\psi^*(\mathbf{x})}{\tau} \right) \parallel \text{softmax}(\psi(\mathbf{x})) \right). \quad (6)$$

3.4 Construction of the target classifier

So far we assume that the target classifier h^* is well-specified and can be easily prepared for each sampled FSL tasks \mathcal{T} . In this subsection, we investigate several ways to construct it.

3.4.1 Masking the B -way base classifier

Given the B -class many-shot training set $\mathcal{D}_{\text{base}}$, one intuitive way to construct h^* is to directly train a B -class classifier. However, since most of the FSL settings have C (*i.e.*, the number of ways in a FSL task \mathcal{T}) much smaller than B , we must mask out the logits not from the C classes in \mathcal{T} , followed by calibration. In our experiments, we found such a mismatch in class numbers does degrade the performance of LASTSHOT (please see [subsection 4.6](#)). We thus resort to two simple, efficient, yet effective alternatives to construct h^* .

3.4.2 Nearest centroid classifiers (NC)

Let us denote by f^* the feature extractor of the learned B -class classifier and by $\mathcal{C}_{\mathcal{T}}$ the class label space of \mathcal{T} , our first idea is to build a C -way nearest centroid classifier [9], [18]. Denote by $\mathcal{D}_{\text{base},c}$ the subset of $\mathcal{D}_{\text{base}}$ of class c , we can pre-compute the class mean μ_c for each class c

$$\mu_c = \sum_{\mathbf{x}' \in \mathcal{D}_{\text{base},c}} \frac{f^*(\mathbf{x}')}{|\mathcal{D}_{\text{base},c}|}. \quad (7)$$

Then, given a C -way few-shot task \mathcal{T} , we can retrieve μ_c for class $c \in \mathcal{C}_{\mathcal{T}}$ and compute for $\mathbf{x} \in \mathcal{D}_{\text{query}}$ the logit of class c

$$\psi_c^*(\mathbf{x}) = -\|f^*(\mathbf{x}) - \mu_c\|_2^2. \quad (8)$$

That is, the logit vector $\psi^*(\mathbf{x}) \in \mathbb{R}^C$ of the target classifier for \mathbf{x} is the negative squared distance between $f^*(\mathbf{x})$ and the C class means, which is then used in [Equation 6](#). We note that, all the $f^*(\mathbf{x}), \forall \mathbf{x} \in \mathcal{D}_{\text{base}}$ can be pre-extracted.

3.4.3 Logistic regression (LR)

Our second way is to train a C -class logistic regression using the features pre-extracted by f^* . Specifically, given a C -way few-shot task \mathcal{T} , we gather the pre-extracted features $f^*(\mathbf{x})$ for the subset $\cup_{c \in \mathcal{C}_{\mathcal{T}}} \mathcal{D}_{\text{base},c}$ of $\mathcal{D}_{\text{base}}$ and train a C -class logistic regression. The logit vector $\psi^*(\mathbf{x})$ of the target classifier for \mathbf{x} is the output of the LR model. Training the linear LR is efficient given the extracted features.

3.5 Querying the target classifier

Besides different ways of constructing h^* , we also investigate how to query h^* ; *i.e.*, how to obtain $\psi^*(\mathbf{x})$. The basic way is to input the query example \mathbf{x} directly. Motivated by recent studies [22], [93], where strengthening the teacher or weakening the student (*e.g.*, adding noise) could further improve the distillation or self-training performance, we explore (a) varying the input image resolution for \mathbf{x} or (b) applying autoaugment [94] to \mathbf{x} .

3.5.1 Varying the input image resolution

One way to strengthen the teacher target classifier h^* , *i.e.*, to increase its prediction accuracy, is to operate on images with a larger resolution. Specifically, when we apply f^* to extract features to construct h^* , we enlarge the input images (*e.g.*, by 140%). We do so also when we query h^* ; *i.e.*, we enlarge \mathbf{x} before applying $h^*(\mathbf{x})$. Namely, the target classifier is constructed with and applied to images of a larger resolution, resulting in better logits $\psi^*(\mathbf{x})$ to be matched in [Equation 6](#).

We note that, we enlarge the image resolution only for constructing and querying the teacher. We do not change the image resolution for the few-shot learner and its outputted classifier. Therefore, our method does not raise any concern of unfair comparisons to existing methods.

3.5.2 Applying autoaugment [94]

We further consider weakening the student model (*i.e.*, the few-shot learner and its outputted classifier) to encourage it to learn more from the teacher. Specifically, we apply autoaugment [94] to each query example \mathbf{x} , so that both the teacher h^* and the student h make their predictions on a noisy query example. Since the teacher is trained on a larger

Table 1: Statistics of the five benchmark datasets. We list the number of classes and number of images in each split.

dataset	meta-train		meta-val		meta-test	
	Class	Image	Class	Image	Class	Image
<i>miniImageNet</i> [10]	64	38,400	16	9,600	20	12,000
<i>tieredImageNet</i> [26]	351	448,695	97	124,261	160	206,209
CUB [29]	100	5,891	50	2,932	50	2,965
CIFAR-FS [27]	64	38,400	16	9,600	20	12,000
FC-100 [28]	60	36,000	20	12,000	20	12,000

data set $\mathcal{D}_{\text{base}}$, it suffers less than the student from the noise, creating a larger training signal in Equation 6.

We find that both treatments can improve LASTSHOT on some of the datasets, and strengthening the teacher is more stable. Thus, we mainly perform it in the experiments.

4 EXPERIMENTS

4.1 Datasets

We evaluate our approach LASTSHOT using multiple benchmark datasets, including *miniImageNet* [10], *tieredImageNet* [26], CUB [29], CIFAR-FS [27], and FC-100 [28]. There are 100 classes in *miniImageNet* with 600 images per class. Following the split of [13], the meta-training/validation/test sets contain 64/16/20 (non-overlapping) classes, respectively. In *tieredImageNet* [26], the class numbers in the three sets are 351/97/160, respectively, again without overlapping. For CUB, we follow the split of [23] and set 100 classes for meta-training, two 50-class splits from the remaining classes are used for meta-validation and meta-test. CIFAR-FS [27] and FC-100 [28] are two variants of the CIFAR-100 dataset [95] for few-shot learning but with different partitions. The classes in CIFAR-FS are randomly split into 64/16/20 for meta-training/validation/test, while FC-100 takes the split of 60/20/20 classes following the super-classes. There are 600 images in each class in CIFAR-100. All images are resized to 84 by 84 for the first three datasets and are resized to 32 by 32 for the later two CIFAR variants in advance. The detailed statistics are listed in Table 1.

4.2 Evaluation protocols

We follow the evaluation in the literature [59], [23], [19], [35], where 10,000 C -way K -shot tasks are sampled from the meta-test set. In each task, the query set contains 15 instances in each class. Mean accuracy (in %) as well as the 95% confidence interval are reported. For every meta-training task, we also sample 15 instances per class to construct the query set, unless stated otherwise.

4.3 Implementation details

LASTSHOT is a plug-and-play approach that is compatible with most of the existing meta-learning FSL methods. We apply LASTSHOT to four representative meta-learning methods: ProtoNet [14], FEAT [23], ProtoMAML [24], and MetaOptNet [25]. The first two are embedding-based methods to learn good feature extractors; the later two are similar to MAML that learn in a two-stage inner/outer-loop manner.

4.3.1 Model architectures for few-shot classification

We follow [25] to use a ResNet-12 [16] for the feature extractor f_θ (cf. subsection 3.2.1), which contains a wider width and the Dropblock module [96] to avoid over-fitting.

4.3.2 Initialization of the feature extractor

Following [9], [23], we initialize the feature extractor f_θ used in our few-shot learner and our target classifier using the base class data $\mathcal{D}_{\text{base}}$. Concretely, we learn f_θ , together with a B -way linear classifier W on top⁵, to classify the base classes. For instance, on *miniImageNet*, B is 64, meaning that we pre-train a 64-class classifier. More specifically, we train the classifier by minimizing the following objective over examples (\mathbf{x}_i, y_i) in $\mathcal{D}_{\text{base}}$:

$$\min_{W, f_\theta} \sum_{(\mathbf{x}_i, y_i) \in \mathcal{D}_{\text{base}}} \ell(W^\top f_\theta(\mathbf{x}_i), y_i). \quad (9)$$

Here, $\ell(\cdot, \cdot)$ measures the discrepancy between the predicted label and the ground-truth label, and we use the cross-entropy loss. We follow [23] for optimization. For instance, on *miniImageNet*, Equation 9 is optimized by stochastic gradient descent (SGD) with momentum 0.9, weight decay 0.0005, batch-size 128, and initial learning rate 0.1. After each epoch, we validate the quality of f_θ on the meta-validation set by sampling 200 1-shot C -way tasks where C equals the number of classes in the meta-validation set (e.g., 16 for *miniImageNet*). For each task, we use the ProtoNet decision rule in Equation 3 to evaluate the classification performance. Similar procedures are employed for other datasets.

With the pre-trained f_θ , we can initialize the few-shot learner in the meta-training phase. For fair comparisons, we use the notation \dagger to denote our re-implemented results of the baseline methods using this pre-training procedure, which usually leads to higher accuracy than the reported results. We note that, FEAT [23] already uses the above procedure, so we compare with the published results directly.

4.3.3 Meta-Learning with LASTSHOT

In our implementation, we do not use the meta-validation set to learn the model; i.e., the meta-validation set is only used to select the best hyper-parameters such as the balance coefficient λ in Equation 5 or the temperature τ . For LASTSHOT with LR, we randomly select at most 50 instances per class to construct a linear logistic regression for each few-shot task. To strengthen the teacher, we enlarge images during training and querying the target classifier h^* . For *miniImageNet*, *tieredImageNet*, and CUB, we enlarge the images to 116 by 116. For CIFAR-FS and FC-100, we enlarge the images to 50 by 50. We note that, we do not enlarge the images for the few-shot learner and its outputted classifier. Thus, our results can be fairly compared to the literature.

4.3.4 Non-meta-learning based FSL methods

The initialized f_θ (cf. Equation 9) can be used for few-shot classification directly. For instance, by extracting features on the support set data of the novel classes using f_θ , we can apply Equation 3 to classify a query example according to the nearest centroid classification rule. We call this method

5. We omit the bias term for brevity.

Table 2: Few-shot classification accuracy plus 95% confidence interval on *miniImageNet* with the ResNet-12 backbone. Results are evaluated over 10,000 tasks. † denotes our re-implemented results. Note that the cited results of FEAT [23] are implemented with the same pre-training procedure already.

Setting	1-Shot	5-Shot
ModelRegression [15]	61.94 ± 0.20	76.24 ± 0.14
MetaOptNet [25]	62.64 ± 0.20	78.63 ± 0.14
SimpleShot† [9]	65.36 ± 0.20	81.39 ± 0.14
TRAML+ProtoNet [97]	60.31 ± 0.48	77.94 ± 0.57
RFS-Simple [34]	62.02 ± 0.63	79.64 ± 0.44
RFS-Distill [34]	64.82 ± 0.60	82.14 ± 0.43
DSN-MR [98]	64.60 ± 0.72	79.51 ± 0.50
MTL+E3BM [99]	63.80 ± 0.40	80.10 ± 0.30
DeepEMD [35]	65.91 ± 0.82	82.41 ± 0.56
TRAML+AM3 [97]	67.10 ± 0.54	79.54 ± 0.60
ProtoNet† [14]	62.39 ± 0.20	79.74 ± 0.14
+ LASTSHOT (NC)	64.16 ± 0.20	81.23 ± 0.14
+ LASTSHOT (LR)	64.80 ± 0.20	81.65 ± 0.14
ProtoMAML† [24]	62.04 ± 0.21	79.62 ± 0.14
+ LASTSHOT (NC)	63.07 ± 0.20	81.04 ± 0.14
+ LASTSHOT (LR)	63.05 ± 0.20	81.11 ± 0.14
MetaOptNet† [25]	63.21 ± 0.20	79.94 ± 0.14
+ LASTSHOT (NC)	65.07 ± 0.20	80.34 ± 0.14
+ LASTSHOT (LR)	65.08 ± 0.20	80.40 ± 0.14
FEAT [23]	66.78 ± 0.20	82.05 ± 0.14
+ LASTSHOT (NC)	67.33 ± 0.20	82.39 ± 0.14
+ LASTSHOT (LR)	67.35 ± 0.20	82.58 ± 0.14

Table 3: Few-shot classification accuracy plus 95% confidence interval on *tieredImageNet* with the ResNet-12 backbone. Results are evaluated over 10,000 tasks. † denotes our re-implemented results. Note that the cited results of FEAT [23] are implemented with the same pre-training procedure already.

Setting	1-Shot	5-Shot
MetaOptNet [25]	65.99±0.72	81.56±0.53
SimpleShot† [9]	70.51±0.23	84.58±0.16
RFS-Simple [34]	65.99±0.72	81.56±0.63
DSN [98]	66.22±0.75	82.79±0.48
DSN-MR [98]	67.39±0.82	82.85±0.56
RFS-Distill [34]	69.74±0.72	84.41±0.55
MTL+E3BM [99]	71.20±0.40	85.30±0.30
DeepEMD [35]	71.52±0.69	86.03±0.49
ProtoNet† [14]	68.23±0.23	84.03±0.16
+ LASTSHOT (NC)	68.91±0.23	85.15±0.16
+ LASTSHOT (LR)	69.37±0.23	85.36±0.16
ProtoMAML† [24]	67.10±0.23	81.18±0.16
+ LASTSHOT (NC)	68.42±0.23	83.63±0.16
+ LASTSHOT (LR)	68.80±0.23	83.72±0.16
MetaOptNet† [25]	66.49±0.23	82.36±0.16
+ LASTSHOT (NC)	68.23±0.23	83.22±0.16
+ LASTSHOT (LR)	68.29±0.23	83.45±0.16
FEAT [23]	71.13±0.23	84.79±0.16
+ LASTSHOT (NC)	72.03±0.23	85.66±0.16
+ LASTSHOT (LR)	72.43±0.23	85.82±0.16

PT-EMB, which stands for pre-trained-embedding. We also compare to SimpleShot[9], which employs several simple pre-processing steps to further improve the accuracy.

Table 4: Few-shot classification accuracy plus 95% confidence interval on CUB with the ResNet-12 backbone. Results are evaluated over 10,000 tasks. † denotes our re-implemented results. Note that the cited results of FEAT [23] are implemented with the same pre-training procedure already.

Setting	1-Shot	5-Shot
TriNet [100]	69.61±0.46	84.10±0.35
DeepEMD [35]	75.65±0.83	88.69±0.50
Negative-Cosine [101]	72.66±0.85	89.40±0.43
ProtoNet [14]	72.92±0.21	87.84±0.12
+ LASTSHOT (NC)	75.83±0.21	89.83±0.12
+ LASTSHOT (LR)	75.80±0.21	90.22±0.12
ProtoMAML [24]	71.07±0.21	87.27±0.12
+ LASTSHOT (NC)	74.57±0.21	88.67±0.12
+ LASTSHOT (LR)	74.18±0.21	88.23±0.12
MetaOptNet [25]	75.31±0.21	89.24±0.12
+ LASTSHOT (NC)	78.54±0.21	90.46±0.12
+ LASTSHOT (LR)	78.79±0.21	90.46±0.12
FEAT [23]	77.97±0.21	90.03±0.12
+ LASTSHOT (NC)	80.07±0.21	91.43±0.12
+ LASTSHOT (LR)	80.20±0.21	91.49±0.12

4.4 Benchmark comparisons

We first evaluate LASTSHOT with 5-Way 1-Shot and 5-Way 5-Shot tasks on *miniImageNet* (Table 2), *tieredImageNet* (Table 3), CUB (Table 4), CIFAR-FS (Table 5), and FC-100 (Table 5). We highlight the results when a baseline method is combined with LASTSHOT via a cyan background in the tables, and make the best performance in each setting in bold. We denote the two implementations of the target classifiers, *i.e.*, the nearest centroid classifier and the logistic regression, by NC and LR, respectively.

We find that LASTSHOT can improve each baseline method on all the datasets by 1~3%. For example, with LASTSHOT, the 1-Shot classification accuracy of FEAT improves from 77.97% to 80.20% in Table 4. By further investigating the four baseline methods, we find that MetaOptNet and FEAT are stronger than ProtoNet and ProtoMAML. In general, LASTSHOT can lead to a larger boost for the relatively weaker baselines, but it can still consistently improve MetaOptNet and FEAT. The target classifier based on the nearest centroid and LR have similar performance. Overall, LASTSHOT variants achieve the state-of-the-art performance on *miniImageNet* and CUB, while obtaining competitive results on *tieredImageNet*. These verify that a strong teacher can provide a better supervision in meta-learning.

Last but not the least, comparing to Model Regression [102] and RFS [34], in which the former only uses the target classifier to guide the few-shot learner in the last fully-connected layer while the latter uses distillation to strengthen the pre-trained features, our LASTSHOT achieves much higher accuracy, further demonstrating the effectiveness of our approach.

4.5 Larger-shot comparisons

Besides the benchmark results, we further focus on the scenarios when there are more shots in the support set for the novel classes (*i.e.*, during meta-testing). For instance, $K = 50$ is much larger than the usual few-shot learning scenario

Table 5: Few-shot classification accuracy plus 95% confidence interval on two splits of CIFAR-100, *i.e.*, CIFAR-FS and FC-100, based on the ResNet-12 backbone. We use “N/A” if the confidence interval is not reported in the cited papers. † denotes our re-implemented results. Note that the cited results of FEAT [23] are implemented with the same pre-training procedure already. ‡: DeepEmd [35] make predictions for FC-100 by meta-training and meta-testing on larger images with size 84× 84 instead of 32×32.

Dataset Setting	CIFAR-FS		FC-100	
	1-Shot 5-Way	5-Shot 5-Way	1-Shot 5-Way	5-Shot 5-Way
ProtoNet [14]	72.20±0.70	83.50±0.50	37.50±0.60	52.50±0.60
ShotFree [73]	69.20±N/A	84.70±N/A	-	-
MetaOptNet [25]	72.00±0.70	84.20±0.50	41.10±0.60	55.50±0.60
RFS-Simple [34]	71.50±0.80	86.00±0.50	42.60±0.70	58.10±0.60
RFS-Distill [34]	73.90±0.80	86.90±0.50	44.60±0.70	60.90±0.60
DeepEmd‡ [35]	-	-	46.47±0.78	63.22±0.71
ProtoNet† [14]	72.42±0.21	85.26±0.12	42.01±0.18	57.48±0.18
+ LASTSHOT (NC)	74.77±0.21	86.46±0.12	42.65±0.18	58.43±0.18
+ LASTSHOT (LR)	74.69±0.21	86.51±0.12	42.83±0.18	58.16±0.18
ProtoMAML† [24]	69.95±0.21	84.61±0.12	41.39±0.18	56.76±0.18
+ LASTSHOT (NC)	71.90±0.21	85.60±0.12	41.94±0.18	58.26±0.18
+ LASTSHOT (LR)	71.99±0.21	85.61±0.12	42.23±0.18	57.56±0.18
MetaOptNet† [25]	72.96±0.22	85.50±0.15	42.53±0.18	57.54±0.18
+ LASTSHOT (NC)	75.66±0.22	86.50±0.15	43.46±0.18	58.30±0.18
+ LASTSHOT (LR)	76.08±0.22	86.70±0.15	43.29±0.18	58.14±0.18
FEAT† [23]	75.44±0.21	86.56±0.12	42.56±0.18	57.48±0.18
+ LASTSHOT (NC)	76.67±0.21	87.78±0.12	43.91±0.18	58.41±0.18
+ LASTSHOT (LR)	76.76±0.21	87.49±0.12	44.08±0.18	59.14±0.18

Table 6: 5-Way K -shot classification accuracy and 95% confidence interval on *miniImageNet*, where $K \in \{1, 5, 10, 20, 30, 50\}$. We apply LASTSHOT on ProtoNet and FEAT, and achieve stable improvements when the shot number becomes larger. For “PT-EMB”, we apply the ProtoNet classification rule with the pre-trained feature extractor.

Setups →	1	5	10	20	30	50
PT-EMB	59.27±0.20	80.55±0.14	84.37±0.12	86.40±0.11	87.15±0.10	87.74±0.10
SimpleShot [9]	65.36±0.20	81.39±0.14	84.89±0.11	86.91±0.10	87.53±0.10	88.08±0.10
ProtoNet [14]	63.73±0.21	79.40±0.14	82.83±0.12	84.61±0.11	85.07±0.11	85.57±0.10
+ LASTSHOT (NC)	64.76±0.20	81.60±0.14	85.03±0.12	86.94±0.11	87.56±0.10	88.23±0.10
+ LASTSHOT (LR)	64.85±0.20	81.81±0.14	85.27±0.12	87.19±0.11	87.89±0.10	88.45±0.10
FEAT [23]	66.78±0.20	82.05±0.14	85.15±0.12	87.09±0.11	87.82±0.10	87.83±0.10
+ LASTSHOT (NC)	67.33±0.20	82.39±0.14	85.64±0.12	87.52±0.11	88.26±0.10	88.76±0.10
+ LASTSHOT (LR)	67.35±0.20	82.58±0.14	85.99±0.12	87.80±0.11	88.63±0.10	89.03±0.10

(where $K=1$ or $K=5$), but is still smaller than usual many-shot datasets like ImageNet [103] for training a complex deep neural network. We consider $K = \{1, 5, 10, 20, 30, 50\}$. For meta-training on the base class data, we also consider $K = \{1, 5, 10, 20, 30, 50\}$. However, instead of setting the same K for meta-training and meta-testing, we pick the best K in meta-training for each K of meta-testing, according to the accuracy on the meta-validation set. We note that, for a larger K in meta-training, the query set size may be shrunk due to the memory constraint. For example, for $K = 50$, the number of query examples per class becomes 2. For meta-testing, since no gradients need to be computed for the few-shot learner \mathcal{A} , we can still keep the query set size intact, *i.e.*, 15 examples per class.

The results are shown in Table 6 and Table 7: LASTSHOT can consistently improve the corresponding meta-learning method at all the different shot settings. From the further analysis in Figure 1, we see that the strength of conventional meta-learning decreases when K increases. For instance, the improvement by the meta-learned method ProtoNet over the plainly-trained method “PT-EMB” diminishes when the number of shots becomes large. PT-EMB even outperforms

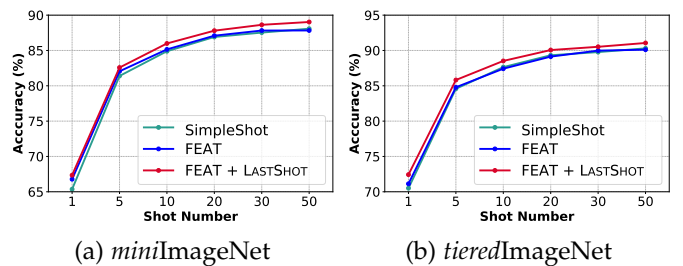


Figure 3: The comparison of our LASTSHOT to existing methods. We conduct 5-way (*i.e.*, 5-class) classification experiments on *miniImageNet* [10] and *tieredImageNet* [17] and report the accuracy under different numbers of shots. We consider two baselines: FEAT [23] is a representative meta-learning based approach; SimpleShot [9] is a nearest centroid classifier whose features are learned by directly training a multi-class classifier using all the base class data. FEAT outperforms SimpleShot with smaller shot numbers but fall behinds with larger shots. Our proposed LASTSHOT improves FEAT for all settings.

Table 7: 5-Way K -shot classification accuracy and 95% confidence interval on *tieredImageNet*, where $K \in \{1, 5, 10, 20, 30, 50\}$. We apply LASTSHOT on ProtoNet and FEAT, and achieve stable improvements when the shot number becomes larger. For “PT-EMB”, we apply the ProtoNet classification rule with the pre-trained feature extractor.

Setups →	1	5	10	20	30	50
PT-EMB	65.14±0.23	84.65±0.16	87.62±0.14	89.24±0.12	89.84±0.12	90.26±0.11
SimpleShot [9]	70.51±0.23	84.58±0.16	87.64±0.14	89.32±0.12	89.77±0.12	90.30±0.11
ProtoNet [14]	68.23±0.24	84.03±0.16	86.28±0.14	87.75±0.13	88.33±0.12	88.67±0.11
+ LASTSHOT (NC)	69.02±0.23	85.45±0.16	88.32±0.14	89.88±0.12	89.97±0.11	90.38±0.11
+ LASTSHOT (LR)	68.95±0.23	85.44±0.16	88.04±0.14	89.39±0.12	89.94±0.11	90.22±0.11
FEAT [23]	71.13±0.23	84.79±0.16	87.42±0.14	89.13±0.12	89.98±0.11	90.11±0.11
+ LASTSHOT (NC)	72.56±0.23	85.66±0.16	88.52±0.14	90.06±0.12	90.52±0.11	90.94±0.11
+ LASTSHOT (LR)	72.43±0.23	85.82±0.16	88.52±0.14	90.06±0.12	90.52±0.11	91.06±0.11

ProtoNet when $K > 5$. (Note that, both methods use exactly the same prediction rule.) In Figure 3, we see a similar trend when comparing the best-performing meta-learning method FEAT and the best-performing non-meta-learning method SimpleShot. SimpleShot outperforms FEAT when $K = 50$.

While one may argue that this is not surprising given that meta-learning is designed for small K , the fact that there seems to exist a *turning point* that one must switch from meta-learning methods to non-meta-learning ones is notoriously annoying in practice, especially that such turning point is quite unstable (it is around 5 for ProtoNet but 50 for FEAT). It is desired to design learning mechanisms that can seamlessly combine the advantages of these two methods.

We claim that LASTSHOT is one of such mechanisms. On the one hand, LASTSHOT is itself a meta-learning method, drawing few-shot tasks to train the few-shot learner. On the other hand, LASTSHOT explicitly uses the non-meta-learning-based methods with a larger K to construct the target classifier to teach the few-shot learner in the meta-training process. The results on *miniImageNet* and *tieredImageNet* (in Table 6 and Table 7, respectively) further demonstrate this. Our LASTSHOT combined with FEAT consistently improves FEAT and outperforms SimpleShot at every K values, making LASTSHOT the best-performing methods to be applied across a wide spectrum of K values.

4.6 Ablation studies

4.6.1 Advantage of LASTSHOT with a small query set

We evaluate the influence of the query set size during meta-training. With a small query set, the few-shot learner only receive limited supervision. We investigate ProtoNet with LASTSHOT. As shown in Table 8, the classification accuracy of ProtoNet improves when more query instances are involved, especially from 1 to 5. With LASTSHOT, the few-shot learner performs much favorably. Even with 1 query instance per class, its performance can already outperform ProtoNet trained with 50 query instances but without LASTSHOT.

4.6.2 Comparison on the target classifiers

One intuitive way to construct the target classifier h^* is to train a B -class classifier and then select the corresponding C logits according to the few-shot task at hand. As shown in Table 9, using part of the B -class base classifier as the teacher could not introduce further improvement, which may result from the mismatch in class numbers and the poorly calibrated logit values.

Table 8: The 1-Shot 5-Way classification accuracy and 95% confidence interval with 10,000 trials on *miniImageNet*. The tasks used for meta-training have different number of query instances $\{1, 15, 50\}$ per class.

# Query	1	5	50
ProtoNet	60.94± 0.20	62.20± 0.20	63.44± 0.20
+ LASTSHOT (NC)	63.78± 0.20	64.16± 0.20	64.50± 0.20
+ LASTSHOT (LR)	63.50± 0.20	64.80± 0.20	64.82± 0.20

Table 9: The 1/5-Shot 5-Way classification accuracy (plus 95% confidence interval) with 10,000 trials on *miniImageNet*. Based on FEAT, we compare the local teacher in our LASTSHOT (LR) with the teacher based on the pre-trained B -class classifier.

	1-Shot	5-Shot
FEAT	66.78 ± 0.20	82.05 ± 0.14
FEAT w/ B -class target	66.89 ± 0.20	82.10 ± 0.14
FEAT + LASTSHOT (LR)	67.35 ± 0.20	82.58 ± 0.14

4.6.3 Strengthening the teacher or weakening the student?

There are three ways to query h^* , *i.e.*, directly querying it, weakening the student (*e.g.*, adding noise on the query set with autoaugment [94]), or strengthening the teacher with enlarged input resolutions. We show the influence of the choices in Table 10. The vanilla case means that we query h^* directly. By adding noises to the query set, we enlarge the learning signal between the teacher and the student; by enlarging the input images for the teacher, the teacher can provide higher-quality supervision. Both ways can improve the vanilla method. We empirically find that strengthening the teacher leads to the most stable improvement.

To verify if adding noise itself can improve meta-learning alone, we also apply Autoaug to FEAT. As shown in Table 10, Autoaug, without LASTSHOT, can degrade the performance of FEAT significantly.

4.6.4 Influence of the coefficient λ

We investigate the influence of λ , the coefficient for the vanilla meta-learning objective in Equation 5. The larger the value of λ , the smaller the influence of the target classifier’s supervision during meta-training. We find that when there are more shots in a task, meta-learning with more supervision from the target classifier (with smaller λ) works better.

Table 10: The 1/5-Shot 5-Way classification accuracy (plus 95% confidence interval) with 10,000 trials on *miniImageNet*. Based on FEAT, we compare different implementations to query the target classifier.

	1-Shot	5-Shot
FEAT	66.78 ± 0.20	82.05 ± 0.14
+ Autoaug	65.22 ± 0.20	80.13 ± 0.14
+ LASTSHOT (NC), Vanilla	66.97 ± 0.20	82.15 ± 0.14
+ LASTSHOT (NC), Autoaug	67.06 ± 0.20	82.16 ± 0.14
+ LASTSHOT (NC), Enlarge	67.33 ± 0.20	82.39 ± 0.14

Table 11: The influence of λ with LASTSHOT. We show the 1/5-Shot 5-Way classification accuracy (plus 95% confidence interval) with 10,000 trials on *miniImageNet*.

λ	0	0.01	1	10
1-Shot	67.08±0.20	67.13±0.20	66.91±0.20	67.33±0.20
5-Shot	82.31±0.14	82.39±0.14	82.03±0.14	81.68±0.14

4.6.5 Will a direct ensemble help?

Since we construct a stronger teacher (not based on meta-learning) to supervise the few-shot learner, one may ask whether the stronger teacher itself can outperform the final few-shot learner trained with LASTSHOT. We note that, the strong teacher cannot be applied to the novel meta-testing tasks directly since we do not have ample examples for them to construct the strong teacher. We therefore investigate an alternative question: can we achieve a better few-shot accuracy by combining a non-meta-learning based and a meta-learning based FSL methods directly? We investigate this idea by taking the ensemble of their predictions. In detail, for a meta-test task, we apply both SimpleShot [9] and ProtoNet [14] for classification, and we further average their predictions per example. We also apply the ensemble method with FEAT [23]. The results are reported in Table 12. The ensemble approach gets marginal improvement compared to the vanilla meta-learning methods, while our LASTSHOT shows consistent improvements over the meta-learning methods with a single final model in various cases.

5 EXPERIMENTS ON FEW-SHOT REGRESSION

Besides the experiments of few-shot classification in section 4, we further follow [7] to study a one-dimensional regression problem to illustrate the effectiveness and applicability of our approach LASTSHOT.

5.1 Datasets

We generate synthetic, one-dimensional few-shot regression tasks with inputs x sampled uniformly from $[-5, 5]$. Every few-shot task is characterized by a true sine function parameterized by (a, v, b) :

$$y = a \times \sin(vx + b) + \epsilon. \quad (10)$$

In this sine curve, the amplitude a is sampled uniformly from $[0, 2]$, the frequency v is sampled uniformly from $[2, 4]$, the bias b is sampled uniformly from $[0, 2\pi]$, and ϵ is sampled from $0.3 \times \mathcal{N}(0, 1)$, where ϵ is an additional noise. Given (a, v, b) , we can then sample the support and

Table 12: The 1/5-Shot 5-Way classification accuracy (plus 95% confidence interval) with 10,000 trials on *miniImageNet*. Based on ProtoNet and FEAT, we try to improve their performance by ensemble their predictions with a non-meta-learning based FSL method, *i.e.*, SimpleShot [9]. The ensemble results are denoted by “w/ Ensemble” in the table.

	1-Shot	5-Shot
ProtoNet	62.39 ± 0.20	79.74 ± 0.14
w/ Ensemble	62.78 ± 0.20	81.10 ± 0.14
+ LASTSHOT (NC)	64.16 ± 0.20	81.23 ± 0.14
FEAT	66.78 ± 0.20	82.05 ± 0.14
w/ Ensemble	66.85 ± 0.20	81.76 ± 0.14
+ LASTSHOT (NC)	67.33 ± 0.20	82.39 ± 0.14

query sets by first sampling $x \sim [-5, 5]$ and then obtaining the corresponding y using Equation 10. We note that, the sine curves defined in Equation 10 have higher frequencies than those studied in [7]. Thus, it requires more support set examples to learn a regression function.

5.2 Evaluation and training protocols

The goal is to build a regression function using the support set, such that it can predict the real labels well for the corresponding query set. We randomly sample 1,000 meta-testing tasks (*i.e.*, 1,000 sin curves) for evaluation. From each, we randomly sample K pairs of (x, y) according to Equation 10 to form the few-shot support set $\mathcal{D}'_{\text{support}}$, and another non-overlapping 100 pairs as the query set $\mathcal{D}'_{\text{query}}$. (In our experiments, we consider $K \in \{5, 50\}$.) The performance is measured by the average Mean Square Error (MSE) and 95% confidence intervals over the 1,000 tasks.

We investigate training a meta-learning based few-shot learner \mathcal{A} to output the regressor. Specifically, we model the regression function by a three-layer fully-connected neural network $f_{\theta}(x)$ as the feature extractor. The hidden and output dimensions are all set to 100. We can learn such a feature extractor using nearly all the existing meta-learning methods. For example, with MAML [7], we will add a linear regressor w on top. When embedding-based methods like ProtoNet [14] are used, it is equivalent to learning a non-parametric regression

$$\hat{y} = \sum_{(x', y') \in \mathcal{D}_{\text{support}}} \text{Softmax}(-\|f_{\theta}(x) - f_{\theta}(x')\|_2^2) \times y', \quad (11)$$

where $\text{Softmax}(\cdot)$ is taken over K examples in $\mathcal{D}_{\text{support}}$.

We train \mathcal{A} with at most 1,280,000 few-shot tasks, each is associated with a specific (a, v, b) , a support set $\mathcal{D}_{\text{support}}$, and query set $\mathcal{D}_{\text{query}}$. We pack every 32 tasks into a mini-batch, and train \mathcal{A} for 40,000 iterations. We apply stochastic gradient descent (SGD) with a momentum of 0.9 as the optimizer. We set the initial learning rate as 0.001, and multiply it by 0.5 every 160,000 tasks. We perform early stopping using another 1,000 validation tasks.

5.3 LASTSHOT for regression

To apply LASTSHOT for few-shot regression, we must (a) construct the target regressor h^* for each few-shot regression task, and (b) define the suitable ℓ_{LASTSHOT} for supervision.

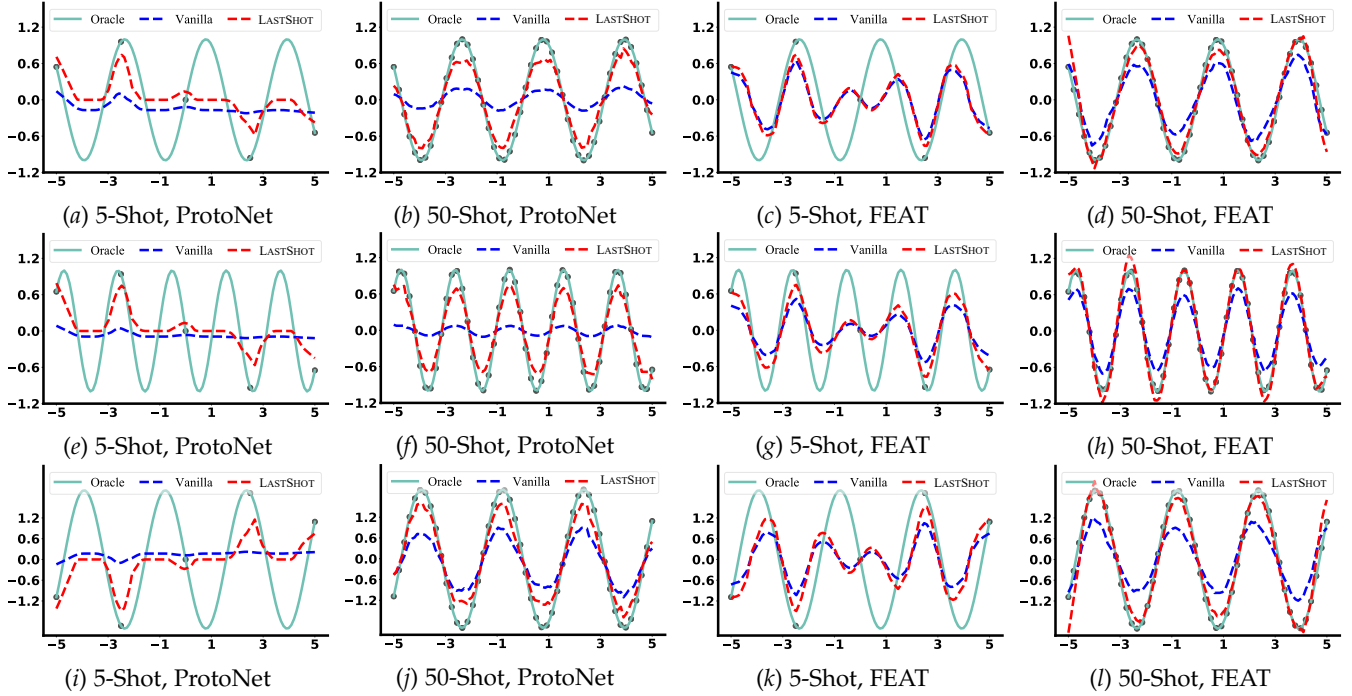


Figure 4: Visualizing the 5-shot and 50-shot regression tasks on three curves (each takes a row). The ground-truth curves (from top to bottom) are $y = \sin(2x)$, $y = \sin(3x + \pi)$, and $y = 2 \sin(2x + \pi)$, respectively. Black points are the training examples in the support set. “Oracle” (cyan) denotes the ground-truth curve in the range $[-5, 5]$. “Vanilla” (blue) means the predicted curve by ProtoNet or FEAT without LASTSHOT. Our LASTSHOT (red) is implemented on top of each “Vanilla” method and can produce much closer curves to the oracle ones.

For the former, to efficiently construct h^* without sampling extra data from each few-shot task, we discretize the ranges of $a \in [0, 2]$, $v \in [2, 4]$, and $b \in [0, 2\pi]$ each by 0.1 to construct a set of “anchor” tasks. For each of them, we can sample many-shot examples (e.g., 1,000 in our experiments) to construct a many-shot regressor. Here we train a neural network regressor using the regularized least square loss (i.e., the loss used in ridge regression) for each anchor task, whose hyper-parameter is tuned by cross-validation. Then during meta-training, given a few-shot task and its associated (a, v, b) , we retrieve the anchor task at the same grid to be the target model h^* — the rationale here is that sine curves will similar (a, v, b) are shaped similarly.

With the target regressor h^* , we realize ℓ_{LASTSHOT} (cf. Equation 5) by a weighted square loss [104],

$$\sum_{(x,y) \in \mathcal{D}_{\text{query}}} \ell_{\text{LASTSHOT}}(\mathcal{A}(\mathcal{D}_{\text{support}})(x), h^*(x)) = \sum_{(x,y) \in \mathcal{D}_{\text{query}}} \text{Softmax}(- (h^*(x) - y)^2) \times (h^*(x) - \mathcal{A}(\mathcal{D}_{\text{support}})(x))^2,$$

in which **Softmax** is taken over the examples in $\mathcal{D}_{\text{query}}$. The **Softmax** measures how well the target regressor h^* performs on a query example — we measure this because the retrieved anchor regressor does not exactly match the few-shot task at hand. The better h^* performs (i.e., a smaller error between $h^*(x)$ and y), the larger the score is after **Softmax**. We then use these **Softmax** scores to perform weight average over the error between the few-shot regressor $\mathcal{A}(\mathcal{D}_{\text{support}})(x)$ and the target regressor $h^*(x)$ for each query

example x . Namely, the few-shot learner pays more attention to those query examples that $h^*(x)$ truly performs well.

5.4 Results

We compare LASTSHOT with ProtoNet [14], MAML [7], MetaOptNet [25], and FEAT [23] in Table 13. Specifically for MetaOptNet, we implement its top-layer classifier as ridge regression and tune the hyper-parameter. We make the following observations. First, predicting a sine curve is difficult given few-shot examples⁶, and all methods perform better when there are more shots. Second, FEAT and MetaOptNet, being more advanced meta-learning methods, outperform MAML and ProtoNet. Third and the most importantly, LASTSHOT can notably improve each of the baseline methods.

We further visualize the few-shot learners’ performance on three few-shot tasks whose true, oracle curve are $y = \sin(2x)$, $y = \sin(3x + \pi)$, and $y = 2 \sin(2x + \pi)$ in Figure 4. Specifically, we consider both 5 and 50 shots cases, and plot the oracle curve (cyan), predicted curve without LASTSHOT (blue), and predicted curve with LASTSHOT (red). We see that the predicted curves with LASTSHOT can better match the oracle ones. It is worth noting that for each of these three curves, there is more than one period in the range. Therefore, it is difficult to fit the curve when there are merely five examples: there can be multiple feasible solutions. We surmise that this is why ProtoNet creates a nearly horizontal curve. By learning with a stronger teacher via LASTSHOT, ProtoNet can generate more faithful curves in both 5-shot and 50-shot scenarios.

6. One-dimensional since functions have an infinite VC dimension.

Table 13: Mean Square Error (MSE) and 95% confidence interval over 1000 {5, 50}-shot regression tasks. The lower the better.

MSE	5-Shot	50-Shot
MAML [7]	0.693±0.034	0.303±0.016
ProtoNet [10] + LASTSHOT	0.681±0.031 0.630±0.030	0.299±0.013 0.294±0.011
MetaOptNet [25] + LASTSHOT	0.622±0.029 0.616±0.022	0.162±0.004 0.159±0.004
FEAT [23] + LASTSHOT	0.491±0.026 0.479±0.023	0.189±0.006 0.167±0.004

6 CONCLUSION

We present a novel meta-learning paradigm to introduce rich supervision for few-shot classification. By coupling a few-shot task in the meta-training phase with a target classifier that is trained with ample examples, the few-shot learner can receive additional training signal from the target classifier besides the query set instances. We propose ways to efficiently construct and leverage the target classifier, leading to a plug-and-play method LASTSHOT which is compatible with various meta-learning based few-shot learning methods. On multiple benchmark datasets, LASTSHOT achieves consistent improvement against baseline meta-learning methods. Importantly, LASTSHOT also maintains robust performance across a wider range of shot numbers — making meta-learning not only work well on the few-shot but also many-shot settings.

ACKNOWLEDGMENTS

This research is supported by National Key R&D Program of China (2020AAA0109401), Nanjing University-Huawei Joint Research Program, NSFC (61773198, 61921006, 62006112), NSFC-NRF Joint Research Project under Grant 61861146001, Collaborative Innovation Center of Novel Software Technology and Industrialization, NSF of Jiangsu Province (BK20200313), and the OSU GI Development funds. We are thankful for the generous support of computational resources by Ohio Supercomputer Center and AWS Cloud Credits for Research.

REFERENCES

- [1] B. Lake, T. D. Ullman, J. Tenenbaum, and S. Gershman, "Building machines that learn and think like people," *Behavioral and Brain Sciences*, vol. 40, 2016. **1**
- [2] B. Lake, T. Linzen, and M. Baroni, "Human few-shot learning of compositional instructions," in *CogSci*, 2019, pp. 611–617. **1**
- [3] F. Sung, Y. Yang, L. Zhang, T. Xiang, P. H. Torr, and T. M. Hospedales, "Learning to compare: Relation network for few-shot learning," in *CVPR*, 2018, pp. 1199–1208. **1, 3, 4**
- [4] S. Motiian, Q. Jones, S. M. Iranmanesh, and G. Doretto, "Few-shot adversarial domain adaptation," in *NIPS*, 2017, pp. 6673–6683. **1**
- [5] J. Gu, Y. Wang, Y. Chen, V. O. K. Li, and K. Cho, "Meta-learning for low-resource neural machine translation," in *EMNLP*, 2018, pp. 3622–3631. **1**
- [6] B. M. Lake, "Compositional generalization through meta sequence-to-sequence learning," in *NeurIPS*, 2019, pp. 9788–9798. **1**
- [7] C. Finn, P. Abbeel, and S. Levine, "Model-agnostic meta-learning for fast adaptation of deep networks," in *ICML*, 2017, pp. 1126–1135. **1, 3, 4, 10, 11, 12**
- [8] C. Finn, T. Yu, T. Zhang, P. Abbeel, and S. Levine, "One-shot visual imitation learning via meta-learning," in *CoRL*, 2017, pp. 357–368. **1**
- [9] Y. Wang, W.-L. Chao, K. Q. Weinberger, and L. van der Maaten, "SimpleShot: Revisiting nearest-neighbor classification for few-shot learning," *CoRR*, vol. abs/1911.04623, 2019. **1, 2, 5, 6, 7, 8, 9, 10**
- [10] O. Vinyals, C. Blundell, T. Lillicrap, K. Kavukcuoglu, and D. Wierstra, "Matching networks for one shot learning," in *NIPS*, 2016, pp. 3630–3638. **1, 2, 3, 4, 6, 8, 12**
- [11] W.-Y. Chen, Y.-C. Liu, Z. Kira, Y.-C. F. Wang, and J.-B. Huang, "A closer look at few-shot classification," in *ICLR*, 2019. **1, 2, 3**
- [12] M. Andrychowicz, M. Denil, S. G. Colmenarejo, M. W. Hoffman, D. Pfau, T. Schaul, and N. de Freitas, "Learning to learn by gradient descent by gradient descent," in *NIPS*, 2016, pp. 3981–3989. **1**
- [13] S. Ravi and H. Larochelle, "Optimization as a model for few-shot learning," in *ICLR*, 2017. **1, 3, 6**
- [14] J. Snell, K. Swersky, and R. S. Zemel, "Prototypical networks for few-shot learning," in *NIPS*, 2017, pp. 4080–4090. **1, 2, 3, 4, 6, 7, 8, 9, 10, 11**
- [15] Y.-X. Wang and M. Hebert, "Learning to learn: Model regression networks for easy small sample learning," in *ECCV*, 2016, pp. 616–634. **1, 2, 3, 4, 7**
- [16] K. He, X. Zhang, S. Ren, and J. Sun, "Deep residual learning for image recognition," in *CVPR*, 2016, pp. 770–778. **1, 2, 6**
- [17] M. Ren, W. Zeng, B. Yang, and R. Urtasun, "Learning to reweight examples for robust deep learning," in *ICML*, 2018, pp. 4331–4340. **1, 8**
- [18] T. Mensink, J. Verbeek, F. Perronnin, and G. Csorka, "Distance-based image classification: Generalizing to new classes at near-zero cost," *PAMI*, vol. 35, no. 11, pp. 2624–2637, 2013. **2, 5**
- [19] W.-L. Chao, H.-J. Ye, D. Zhan, M. Campbell, and K. Q. Weinberger, "Revisiting meta-learning as supervised learning," *CoRR*, vol. abs/2002.00573, 2020. **2, 3, 6**
- [20] L.-Y. Gui, Y.-X. Wang, D. Ramanan, and J. M. F. Moura, "Few-shot human motion prediction via meta-learning," in *ECCV*, 2018, pp. 441–459. **2, 3, 4**
- [21] Y.-X. Wang, D. Ramanan, and M. Hebert, "Learning to model the tail," in *NIPS*, 2017, pp. 7032–7042. **2, 3, 4**
- [22] Q. Xie, M.-T. Luong, E. Hovy, and Q. V. Le, "Self-training with noisy student improves imagenet classification," in *CVPR*, 2020, pp. 10 687–10 698. **2, 5**
- [23] H.-J. Ye, H. Hu, D.-C. Zhan, and F. Sha, "Few-shot learning via embedding adaptation with set-to-set functions," in *CVPR*, 2020, pp. 8805–8814. **2, 3, 4, 6, 7, 8, 9, 10, 11, 12**
- [24] E. Triantafillou, T. Zhu, V. Dumoulin, P. Lamblin, U. Evci, K. Xu, R. Goroshin, C. Gelada, K. Swersky, P.-A. Manzagol *et al.*, "Meta-dataset: A dataset of datasets for learning to learn from few examples," in *ICLR*, 2019. **2, 4, 6, 7, 8**
- [25] K. Lee, S. Maji, A. Ravichandran, and S. Soatto, "Meta-learning with differentiable convex optimization," in *CVPR*, 2019, pp. 10 657–10 665. **2, 4, 6, 7, 8, 11, 12**
- [26] M. Ren, E. Triantafillou, S. Ravi, J. Snell, K. Swersky, J. B. Tenenbaum, H. Larochelle, and R. S. Zemel, "Meta-learning for semi-supervised few-shot classification," in *ICLR*, 2018. **2, 6**
- [27] L. Bertinetto, J. F. Henriques, P. H. Torr, and A. Vedaldi, "Meta-learning with differentiable closed-form solvers," in *ICLR*, 2019. **2, 6**
- [28] B. N. Oreshkin, P. R. López, and A. Lacoste, "TADAM: task dependent adaptive metric for improved few-shot learning," in *NeurIPS*, 2018, pp. 719–729. **2, 3, 6**
- [29] C. Wah, S. Branson, P. Welinder, P. Perona, and S. Belongie, "The Caltech-UCSD Birds-200-2011 Dataset," California Institute of Technology, Tech. Rep. CNS-TR-2011-001, 2011. **2, 6**
- [30] G. Hinton, O. Vinyals, and J. Dean, "Distilling the knowledge in a neural network," *CoRR*, vol. abs/1503.02531, 2015. **2, 3**
- [31] J. Rajasegaran, S. Khan, M. Hayat, F. S. Khan, and M. Shah, "Self-supervised knowledge distillation for few-shot learning," *CoRR*, vol. abs/2006.09785, 2020. **2, 3**
- [32] M. Zhang, D. Wang, and S. Gai, "Knowledge distillation for model-agnostic meta-learning," in *ECAI*, 2020, pp. 1355–1362. **2, 3**
- [33] Y.-X. Wang, A. Bardes, R. Salakhutdinov, and M. Hebert, "Progressive knowledge distillation for generative modeling," in *NeurIPS Workshop on Learning with Rich Experience*, 2019. **2, 3**
- [34] Y. Tian, Y. Wang, D. Krishnan, J. B. Tenenbaum, and P. Isola, "Rethinking few-shot image classification: A good embedding is all you need?" in *ECCV*, 2020, pp. 266–282. **2, 3, 7, 8**
- [35] C. Zhang, Y. Cai, G. Lin, and C. Shen, "Deepemd: Few-shot image classification with differentiable earth mover's distance

- and structured classifiers,” in *CVPR*, 2020, pp. 12 200–12 210. [2](#), [3](#), [6](#), [7](#), [8](#)
- [36] H. Bagherinezhad, M. Horton, M. Rastegari, and A. Farhadi, “Label refinery: Improving imagenet classification through label progression,” *CoRR*, vol. abs/1805.02641, 2018. [2](#), [3](#)
- [37] C. Yang, L. Xie, C. Su, and A. L. Yuille, “Snapshot distillation: Teacher-student optimization in one generation,” in *CVPR*, 2019, pp. 2859–2868. [2](#), [3](#)
- [38] T. Chen, S. Kornblith, K. Swersky, M. Norouzi, and G. Hinton, “Big self-supervised models are strong semi-supervised learners,” in *NeurIPS*, 2020. [2](#), [4](#)
- [39] G. Xu, Z. Liu, X. Li, and C. C. Loy, “Knowledge distillation meets self-supervision,” in *ECCV*, 2020, pp. 588–604. [2](#)
- [40] L. Fei-Fei, R. Fergus, and P. Perona, “One-shot learning of object categories,” *TPAMI*, vol. 28, no. 4, pp. 594–611, 2006. [2](#)
- [41] B. M. Lake, R. R. Salakhutdinov, and J. Tenenbaum, “One-shot learning by inverting a compositional causal process,” in *NIPS*, 2013, pp. 2526–2534. [2](#)
- [42] H. Edwards and A. Storkey, “Towards a neural statistician,” in *ICLR*, 2017. [2](#)
- [43] G. Koch, R. Zemel, and R. Salakhutdinov, “Siamese neural networks for one-shot image recognition,” in *ICML Deep Learning Workshop*, vol. 2, 2015. [2](#), [3](#)
- [44] T. Mensink, J. Verbeek, F. Perronnin, and G. Csurka, “Metric learning for large scale image classification: Generalizing to new classes at near-zero cost,” in *ECCV*, 2012, pp. 488–501. [2](#)
- [45] F. Schroff, D. Kalenichenko, and J. Philbin, “Facenet: A unified embedding for face recognition and clustering,” in *CVPR*, 2015, pp. 815–823. [2](#)
- [46] G. Huang, Z. Liu, L. Van Der Maaten, and K. Q. Weinberger, “Densely connected convolutional networks,” in *CVPR*, 2017, pp. 2261–2269. [2](#)
- [47] E. Triantafillou, R. S. Zemel, and R. Urtasun, “Few-shot learning through an information retrieval lens,” in *NIPS*, 2017, pp. 2255–2265. [2](#)
- [48] S. Gidaris and N. Komodakis, “Dynamic few-shot visual learning without forgetting,” in *CVPR*, 2018, pp. 4367–4375. [2](#)
- [49] T. R. Scott, K. Ridgeway, and M. C. Mozer, “Adapted deep embeddings: A synthesis of methods for k-shot inductive transfer learning,” in *NeurIPS*, 2018, pp. 76–85. [2](#)
- [50] A. Antoniou, A. Storkey, and H. Edwards, “Data augmentation generative adversarial networks,” in *ICLR Workshop*, 2018. [2](#)
- [51] B. Hariharan and R. B. Girshick, “Low-shot visual recognition by shrinking and hallucinating features,” in *ICCV*, 2017, pp. 3037–3046. [2](#)
- [52] K. Li, Y. Zhang, K. Li, and Y. Fu, “Adversarial feature hallucination networks for few-shot learning,” in *CVPR*, 2020, pp. 13 467–13 476. [2](#)
- [53] A. Li, T. Luo, T. Xiang, W. Huang, and L. Wang, “Few-shot learning with global class representations,” in *ICCV*, 2019, pp. 9714–9723. [3](#)
- [54] Y. Lee and S. Choi, “Gradient-based meta-learning with learned layerwise metric and subspace,” in *ICML*, 2018, pp. 2933–2942. [3](#), [4](#)
- [55] A. Nichol, J. Achiam, and J. Schulman, “On first-order meta-learning algorithms,” *CoRR*, vol. abs/1803.02999, 2018. [3](#)
- [56] H. Yao, Y. Wei, J. Huang, and Z. Li, “Hierarchically structured meta-learning,” in *ICML*, 2019, pp. 7045–7054. [3](#)
- [57] A. Rajeswaran, C. Finn, S. M. Kakade, and S. Levine, “Meta-learning with implicit gradients,” in *NeurIPS*, 2019, pp. 113–124. [3](#)
- [58] L. Bertinetto, J. F. Henriques, J. Valmadre, P. Torr, and A. Vedaldi, “Learning feed-forward one-shot learners,” in *NIPS*, 2016, pp. 523–531. [3](#)
- [59] A. A. Rusu, D. Rao, J. Sygnowski, O. Vinyals, R. Pascanu, S. Osindero, and R. Hadsell, “Meta-learning with latent embedding optimization,” in *ICLR*, 2019. [3](#), [4](#), [6](#)
- [60] M. Ren, R. Liao, E. Fetaya, and R. S. Zemel, “Incremental few-shot learning with attention attractor networks,” in *NeurIPS*, 2019, pp. 5276–5286. [3](#)
- [61] Z. Li, F. Zhou, F. Chen, and H. Li, “Meta-sgd: Learning to learn quickly for few shot learning,” *CoRR*, vol. abs/1707.09835, 2017. [3](#), [4](#)
- [62] Y.-X. Wang, R. Girshick, M. Hebert, and B. Hariharan, “Low-shot learning from imaginary data,” in *CVPR*, 2018, pp. 7278–7286. [3](#)
- [63] S. Khodadadeh, L. Bölöni, and M. Shah, “Unsupervised meta-learning for few-shot image classification,” in *NeurIPS*, 2019, pp. 10 132–10 142. [3](#)
- [64] S. Gidaris, A. Bursuc, N. Komodakis, P. Pérez, and M. Cord, “Boosting few-shot visual learning with self-supervision,” in *ICCV*, 2019, pp. 8059–8068. [3](#)
- [65] X. Li, Q. Sun, Y. Liu, Q. Zhou, S. Zheng, T.-S. Chua, and B. Schiele, “Learning to self-train for semi-supervised few-shot classification,” in *NeurIPS*, 2019, pp. 10 276–10 286. [3](#)
- [66] K. Hsu, S. Levine, and C. Finn, “Unsupervised learning via meta-learning,” in *ICLR*, 2019. [3](#)
- [67] X. Yue, Z. Zheng, S. Zhang, Y. Gao, T. Darrell, K. Keutzer, and A. L. Sangiovanni-Vincentelli, “Prototypical cross-domain self-supervised learning for few-shot unsupervised domain adaptation,” *CoRR*, vol. abs/2103.16765, 2021. [3](#)
- [68] U. Ojha, Y. Li, J. Lu, A. A. Efros, Y. J. Lee, E. Shechtman, and R. Zhang, “Few-shot image generation via cross-domain correspondence,” *CoRR*, vol. abs/2104.06820, 2021. [3](#)
- [69] J.-M. Pérez-Rúa, X. Zhu, T. M. Hospedales, and T. Xiang, “Incremental few-shot object detection,” in *CVPR*, 2020, pp. 13 843–13 852. [3](#)
- [70] C. Zhu, F. Chen, U. Ahmed, Z. Shen, and M. Savvides, “Semantic relation reasoning for shot-stable few-shot object detection,” *CoRR*, vol. abs/2103.01903, 2021. [3](#)
- [71] S. Qiao, C. Liu, W. Shen, and A. L. Yuille, “Few-shot image recognition by predicting parameters from activations,” in *CVPR*, 2018, pp. 7229–7238. [3](#), [4](#)
- [72] G. S. Dhillon, P. Chaudhari, A. Ravichandran, and S. Soatto, “A baseline for few-shot image classification,” in *ICLR*, 2020. [3](#)
- [73] A. Ravichandran, R. Bhotika, and S. Soatto, “Few-shot learning with embedded class models and shot-free meta training,” in *ICCV*, 2019, pp. 331–339. [3](#), [8](#)
- [74] T. Cao, M. T. Law, and S. Fidler, “A theoretical analysis of the number of shots in few-shot learning,” in *ICLR*, 2020. [3](#)
- [75] C. Bucilua, R. Caruana, and A. Niculescu-Mizil, “Model compression,” in *KDD*, 2006, pp. 535–541. [3](#)
- [76] B. B. Sau and V. N. Balasubramanian, “Deep model compression: Distilling knowledge from noisy teachers,” *CoRR*, vol. abs/1610.09650, 2016. [3](#)
- [77] S.-I. Mirzadeh, M. Farajtabar, A. Li, N. Levine, A. Matsukawa, and H. Ghasemzadeh, “Improved knowledge distillation via teacher assistant,” in *AAAI*, 2020, pp. 5191–5198. [3](#)
- [78] A. Romero, N. Ballas, S. E. Kahou, A. Chassang, C. Gatta, and Y. Bengio, “Fitnets: Hints for thin deep nets,” in *ICLR*, 2015. [3](#)
- [79] A. Koratana, D. Kang, P. Bailis, and M. Zaharia, “LIT: learned intermediate representation training for model compression,” in *ICML*, 2019, pp. 3509–3518. [3](#)
- [80] J. Yim, D. Joo, J. Bae, and J. Kim, “A gift from knowledge distillation: Fast optimization, network minimization and transfer learning,” in *CVPR*, 2017, pp. 7130–7138. [3](#)
- [81] Z.-H. Zhou and Y. Jiang, “Nec4.5: Neural ensemble based C4.5,” *TKDE*, vol. 16, no. 6, pp. 770–773, 2004. [3](#)
- [82] L. Hou, Z. Huang, L. Shang, X. Jiang, X. Chen, and Q. Liu, “Dynabert: Dynamic BERT with adaptive width and depth,” in *NeurIPS*, 2020. [3](#)
- [83] D. Li, Y. Yang, Y.-Z. Song, and T. M. Hospedales, “Learning to generalize: Meta-learning for domain generalization,” in *AAAI*, 2018. [3](#)
- [84] X. Tao, X. Chang, X. Hong, X. Wei, and Y. Gong, “Topology-preserving class-incremental learning,” in *ECCV*, 2020, pp. 254–270. [3](#)
- [85] L. Jing and Y. Tian, “Self-supervised visual feature learning with deep neural networks: A survey,” *TPAMI*, pp. 1–1, 2020. [3](#)
- [86] X. Liu, F. Zhang, Z. Hou, Z. Wang, L. Mian, J. Zhang, and J. Tang, “Self-supervised learning: Generative or contrastive,” *CoRR*, vol. abs/2006.08218, 2020. [3](#)
- [87] T. Furlanello, Z. C. Lipton, M. Tschannen, L. Itti, and A. Anandkumar, “Born-again neural networks,” in *ICML*, 2018, pp. 1602–1611. [3](#)
- [88] C. Finn and S. Levine, “Meta-learning and universality: Deep representations and gradient descent can approximate any learning algorithm,” in *ICLR*, 2018. [4](#)
- [89] R. Boney and A. Ilin, “Semi-supervised few-shot learning with maml,” in *ICLR Workshop*, 2018. [4](#)
- [90] E. Grant, C. Finn, S. Levine, T. Darrell, and T. Griffiths, “Recasting gradient-based meta-learning as hierarchical bayes,” in *ICLR*, 2018. [4](#)
- [91] H. Li, D. Eigen, S. Dodge, M. Zeiler, and X. Wang, “Finding task-relevant features for few-shot learning by category traversal,” in *CVPR*, 2019, pp. 1–10. [4](#)

- [92] D. Lopez-Paz, L. Bottou, B. Schölkopf, and V. Vapnik, "Unifying distillation and privileged information," in *ICLR*, 2016. 5
- [93] I. Radosavovic, P. Dollár, R. Girshick, G. Gkioxari, and K. He, "Data distillation: Towards omni-supervised learning," in *CVPR*, 2018, pp. 4119–4128. 5
- [94] E. D. Cubuk, B. Zoph, D. Mane, V. Vasudevan, and Q. V. Le, "Autoaugment: Learning augmentation strategies from data," in *CVPR*, 2019, pp. 113–123. 5, 9
- [95] A. Krizhevsky and G. Hinton, "Learning multiple layers of features from tiny images," University of Toronto, Tech. Rep., 2009. 6
- [96] G. Ghiasi, T.-Y. Lin, and Q. V. Le, "Dropblock: A regularization method for convolutional networks," in *NeurIPS*, 2018, pp. 10750–10760. 6
- [97] A. Li, W. Huang, X. Lan, J. Feng, Z. Li, and L. Wang, "Boosting few-shot learning with adaptive margin loss," in *CVPR*, 2020, pp. 12573–12581. 7
- [98] C. Simon, P. Koniusz, R. Nock, and M. Harandi, "Adaptive subspaces for few-shot learning," in *CVPR*, 2020, pp. 4135–4144. 7
- [99] Y. Liu, B. Schiele, and Q. Sun, "An ensemble of epoch-wise empirical bayes for few-shot learning," in *ECCV*, 2020, pp. 404–421. 7
- [100] Z. Chen, Y. Fu, Y. Zhang, Y.-G. Jiang, X. Xue, and L. Sigal, "Multi-level semantic feature augmentation for one-shot learning," *TIP*, vol. 28, no. 9, pp. 4594–4605, 2019. 7
- [101] B. Liu, Y. Cao, Y. Lin, Q. Li, Z. Zhang, M. Long, and H. Hu, "Negative margin matters: Understanding margin in few-shot classification," in *ECCV*, 2020, pp. 438–455. 7
- [102] Y.-X. Wang, "Learning to learn for small sample visual recognition," Ph.D. dissertation, Carnegie Mellon University, 2018. 7
- [103] J. Deng, W. Dong, R. Socher, L.-J. Li, K. Li, and L. Fei-Fei, "Imagenet: A large-scale hierarchical image database," in *CVPR*, 2009, pp. 248–255. 8
- [104] M. R. U. Saputra, P. P. B. de Gusmao, Y. Almalioglu, A. Markham, and N. Trigoni, "Distilling knowledge from a deep pose regressor network," in *ICCV*, 2019, pp. 263–272. 11