

Hyperkähler metrics on the moduli space of weakly parabolic Higgs bundles

Maximilian Holdt

We use the theory of Gaiotto, Moore and Neitzke to construct a set of Darboux coordinates on the moduli space \mathcal{M} of weakly parabolic $SL(2, \mathbb{C})$ -Higgs bundles. For generic Higgs bundles $(\mathcal{E}, R\Phi)$ with $R \gg 0$ the coordinates are shown to be dominated by a leading term that is given by the coordinates for a corresponding simpler space of limiting configurations and we prove that the deviation from the limiting term is given by a remainder that is exponentially suppressed in R .

We then use this result for a twistorial construction of a hyperkähler metric g_{twist} on \mathcal{M} and compare it to the simpler semiflat metric g_{sf} , showing that their difference is $g_{\text{twist}} - g_{\text{sf}} = O(e^{-\mu R})$.

Contents

1	Introduction	3
2	Parabolic Higgs bundles	6
2.1	The moduli space of parabolic Higgs bundles	6
2.2	Nonabelian Hodge correspondence	8
2.3	Spectral data and integrable systems	9
3	Decorated triangulations and their coordinates	10
3.1	ϑ -trajectories and triangulations	11
3.2	Decorations and Fock-Goncharov coordinates	17
3.3	Homology and lattices	19
4	Local description of the solutions to Hitchin's equations	22
4.1	Construction of the standard frame	22
4.2	Local forms of Higgs pairs	27
5	Initial value problems at infinity	32
5.1	Existence and uniqueness	33
5.2	Continuous dependence	35
5.3	Differentiable dependence	39
6	Construction of the coordinate system on \mathcal{M}	48
6.1	Obtaining the small flat sections	48
6.2	Constructing the coordinates	56
6.3	Concerning the derivatives of the coordinates	70
7	Twistorial construction of the hyperkähler metric	76
7.1	Basics twistor theory	76
7.2	The semiflat metric in the twistorial picture	80
7.3	The twistorial hyperkähler metric on \mathcal{M}	83
	References	86

1 Introduction

In 2009 D. Gaiotto, G. Moore and A. Neitzke published a theory which they argued would lead to a very concrete way of constructing hyperkähler metrics on a large class of different manifolds using twistor theory on integrable systems. The general theory was first presented in [GMN10] and in [GMN13b] an explicit adaptation for the moduli space \mathcal{M} of weakly parabolic Higgs bundles on a compact Riemann surface \mathcal{C} was developed which also introduced the notion of spectral networks that were further developed in [GMN13a]. While their general theory remained conjectural, a lot of progress has been made since then, proving some of their conjectures in certain special cases. In 2017 C. Garza was able to show in [Gar17] how the construction works for the so called Pentagon case, an integrable system with torus fibers that exhibit some nodal structure on a certain locus, very similar to the known behavior of the Higgs bundle moduli space. Notably he was able to show how the Ooguri-Vafa metric is a suitable model for the singular fibers. The most recent step in this direction was taken by I. Tulli, who showed in [Tul19] how the construction works on a specific moduli space of framed wild harmonic bundles on \mathbb{CP}^1 . Thus the progress in the general theory has mostly been made for very specific examples while the conjectures were intended for a much broader context.

One of the most prominent conjectures of Gaiotto, Moore and Neitzke (GMN) was that they argued for the exponential decay of the difference of the natural hyperkähler metric g_{L^2} on \mathcal{M} and the semiflat metric g_{sf} for large Higgs fields, i. e. when considering generic Higgs bundles $(\mathcal{E}, R\Phi)$ for large R the difference of the two metrics should be $g_{L^2} - g_{sf} = O(e^{-\gamma R})$. Additionally they conjectured that γ is given by the length of the shortest saddle connection in the metric on \mathcal{C} induced by $\text{Det}\Phi$. This problem was later also tackled by R. Mazzeo, J. Swoboda, H. Weiß and F. Witt using different methods for the case of regular $SU(2)$ -Higgs bundles in [Maz+12], [Maz+16] and [Maz+19]. They were able to prove a polynomial decay by introducing the notion of limiting configurations. For large Higgs fields these almost solve Hitchin's equations, leaving only an exponentially small remainder term which allows for good approximations of the natural metric. The decay rate was later on improved to be an actual exponential decay by D. Dumas and A. Neitzke for a special case in [DN19] and in generality by L. Fredrickson in [Fre20], who also expanded the theory for the $SU(N)$ case in [Fre18].

Although it seemed reasonable to suspect that the two theories (twistorial construction on the integrable system and limiting configurations) could complement each other they weren't put together on a general class of Higgs bundle moduli spaces until now, as the twistorial construction needs to consider Higgs bundles with singularities while the limiting configurations until recently were only developed for regular Higgs bundles. But this has changed now as L. Fredrickson, R. Mazzeo, J. Swoboda and H. Weiß (FMSW) were able to develop their theory for the weakly and strongly parabolic Higgs bundles in [Fre+20]. This finally allows to merge both theories and show that they fit together quite nicely as they give very concrete expressions and good approximations for a lot of important objects on \mathcal{M} , namely a set of Darboux coordinates, a holomorphic symplectic form and a hyperkähler metric. Thus we will argue in this article that the conjectural picture of GMN works for moduli spaces

of weakly parabolic Higgs bundles of rank 2 on Riemann surfaces of arbitrary genus with an arbitrary number (≥ 4) of parabolic points. In particular a hyperkähler metric can be constructed in a twistorial way whose difference to the semiflat metric decays exponentially.

Let us briefly summarize the key steps in the construction which will serve as a guide for our endeavor. One starts with the moduli space of weakly parabolic Higgs bundles regarded as a space of Higgs pairs (Φ, A) consisting of a Higgs field Φ and a connection A on some fixed rank 2 vector bundle V over a Riemann surface \mathcal{C} . The basic theory of this moduli space will be explained in section 2 where we mostly follow the set up of [Fre+20], as their results are fundamental for our work here.

To each Higgs pair one then associates a decorated triangulation of \mathcal{C} . This entails a triangulation of \mathcal{C} that is given by certain curves that are of geodesics when considered in the metric on \mathcal{C} induced by $\text{Det}\Phi$. On the other hand the decoration consists of a choice of a 1-dimensional subspace of V at each vertex of the triangulation. In our setting this subspace is given by a solution s to the flatness equation $\nabla(\zeta)s = 0$ where $\nabla(\zeta) = \frac{R}{\zeta}\Phi + A + R\zeta\Phi^*$ (for R positive and ζ a complex valued parameter) is a flat connection on V . As V. Fock and A. Goncharov proved in [FG06], one can construct a coordinate system for the moduli space of flat connections out of these decorated triangulations. Following [GMN13b] section 3 will be concerned with constructing the triangulation and explaining how the coordinates of Fock and Goncharov relate to coordinates of the Higgs bundle moduli space.

The main difficulty in this construction comes from solving the flatness equation. Locally this is a non-autonomous linear ODE whose components are only partially known. For the construction to work, one has to be able to choose certain solutions in a unique way (up to scalar multiplication) such that they have the right asymptotics for $\zeta \rightarrow 0$ and $\zeta \rightarrow \infty$. The existence of such sections, called *small flat sections*, was conjectured in [GMN13b], but has not been rigorously proven until now. In section 4 we will use the results of [Fre+20] to obtain a local description of Higgs pairs as the sum of a diagonal leading term and a remainder that is exponentially suppressed, the general idea being that if the connection matrix of $\nabla(\zeta)$ has this composite form, then the solutions of $\nabla(\zeta)s = 0$ should also be determined by an explicitly known leading term and some remainder that is exponentially suppressed.

In [GMN13b] GMN already used an argument along these lines, where they used the WKB approximation to conjecture the right behaviour of the solutions. Here we will not use this approach but instead develop a rigorous theory of "initial value problems at infinity" in section 5 which expands the existing theory of Volterra integral equations. Explicitly we show the unique existence, as well as the continuous and differentiable dependence on parameters of solutions to Volterra equations of the second kind on unbounded intervals for a general class of integral kernels. This theory hadn't been developed before and might also be useful in different contexts.

With the tools of this theory at hand we then proceed to section 6, where we study the solutions to the flatness equation and obtain our first main result.

Theorem 1.1

At each weakly parabolic point of a Higgs bundle there exists a solution of the flatness equation that is unique up to scalar multiplication and s. t. the Fock-Goncharov coordinates constructed out of these

decorations are of the form

$$\mathcal{X} = (1 + r) \exp \left(\frac{R}{\zeta} \pi Z + i\theta + R\zeta \pi \bar{Z} \right),$$

where r is exponentially suppressed in R and Z and θ are coordinates of the Hitchin fibration.

We note here that the calculations necessary for this theorem show that the combination of our theory of initial value problems at infinity and the theory of geodesics for quadratic differentials is a very good tool for the general problem of parallel transport.

Coming back to the general construction, the idea proposed by GMN is that the \mathcal{X} coordinates fit into the picture of [GMN10], i. e. one can use them to construct a holomorphic symplectic form from which one can construct the hyperkähler metric on the moduli space by use of the twistor theorem of N. J. Hitchin, A. Karlhede, U. Lindström and M. Roček. We will explain this general construction of GMN in the final section 7. Here we just note that it is the use of the twistor theorem for which the ζ -asymptotics of the \mathcal{X} -coordinates and their derivatives have to be known. Only then one may obtain such a twistorial hyperkähler metric. As it turns out our theory is strong enough to also obtain these right asymptotics and thus obtain the final result.

Theorem 1.2

There is a hyperkähler metric on the moduli space of weakly parabolic Higgs bundles constructed by the twistorial method whose difference to the semiflat metric decays exponentially in R .

We note here that we do not yet know that our twistorial hyperkähler metric is the natural L^2 metric on the moduli space. It is natural to conjecture this at this point but as of now further development in this direction is needed. There is one aspect of the general theory of GMN that we do not cover here which may provide help for this question. In [GMN10] GMN proposed that in the general construction the \mathcal{X} coordinates solve a certain integral equation, which uses as additional data so called generalized Donaldson-Thomas invariants, and they also explained how these invariants should be obtained for the moduli space of weakly parabolic Higgs bundles. As we have obtained much more information about the behaviour of the \mathcal{X} coordinates in this case, it might now be possible to show that they do in fact solve the integral equation. This would already lead to a sharper bound for the exponential decay and maybe also help in determining the relation of the twistorial hyperkähler metric and the L^2 metric. Thus further investigations into these questions, as well as into the possibility of adapting the method to the strongly parabolic setting are necessary and planned.

Acknowledgments: I thank my advisor, Harmut Weiß, for many helpful discussions and advices. I received reimbursement of travel expenses from the DFG SPP 2026.

2 Parabolic Higgs bundles

In this section we start by developing the basic constructions for the moduli space we are interested in. The presentation here mostly follows [Fre+20]. For the general construction and further details see also [Nak96] and [BY96]. We will start by giving an overview of parabolic Higgs bundles in subsection 2, which can roughly be described as Higgs bundles that may have singularities at certain fixed points. There are some different notions that will have to be separated there concerning the structure of the poles. One idea is to allow simple poles and residues of the Higgs field which are nilpotent. Those were introduced in [Kon93] and are called strongly parabolic with regular singularities. As it turns out our construction does at this moment not seem to work on the corresponding moduli space for these bundles. Nevertheless a thorough investigation of the possibilities of adapting the method presented here to that case would be highly interesting. Instead we will focus on weakly parabolic bundles which also have simple poles but allow for diagonalizable residues of the Higgs field. Finally there also is a moduli space for bundles with singularities of order > 1 . These are called wild or irregular, were presented in [BB04] and may also be strongly or weakly parabolic. For us they are of importance as an application of the theory presented here to a special case of wild bundles on the sphere was carried out in [Tul19], which shows that the theory can actually be adapted to different settings.

2.1 The moduli space of parabolic Higgs bundles.

Let \mathcal{C} be a compact Riemann surface of genus g with a metric $g_{\mathcal{C}}$ and Kähler form $\omega_{\mathcal{C}}$ and E a \mathcal{C}^{∞} -vector bundle over \mathcal{C} of rank r and degree d . This is the data that stays fixed throughout all of the following constructions. We also fix a holomorphic structure $\bar{\partial}_{\text{Det}E}$ on the complex line bundle $\text{Det}E = \Lambda^r E$ with associated Hermitian-Einstein metric $h_{\text{Det}E}$. This metric induces the Chern connection A on this holomorphic Hermitian line bundle and is characterized by the curvature

$$F_A = -\sqrt{-1} \text{deg}E \frac{2\pi\omega_{\mathcal{C}}}{\text{vol}_{g_{\mathcal{C}}}(\mathcal{C})} \text{Id}_{\text{Det}E}$$

We can then equip E with a holomorphic structure $\bar{\partial}_E$ demanding that $\bar{\partial}_E$ induces $\bar{\partial}_{\text{Det}E}$ on $\text{Det}E$ and denote by $\mathcal{E} := (E, \bar{\partial}_E)$ the emerging holomorphic vector bundle.

We now introduce the parabolic data which starts with a divisor $D = p_1 + \dots + p_n$ on \mathcal{C} , i. e. we fix n distinct points on the surface. To these points we associate data that fixes the behavior of certain objects near them.

Definition 2.1

A *parabolic structure* on E consists of a choice of weighted flags $\mathcal{F}(p) = F_{\bullet}(p)$, i. e.

$$\begin{aligned} E_p &= F_1(p) \supset \dots \supset F_{s_p}(p) = 0 \\ 0 &\leq \alpha_1(p) < \dots < \alpha_{s_p}(p) < 1 \end{aligned}$$

for each $p \in D$ with $\sum_{i=1}^n \alpha_i = 1$. A vector bundle with parabolic structure is called a *parabolic bundle*.

Now let $K_{\mathcal{C}}$ be the canonical line bundle. We are interested Higgs fields that have simple poles at the marked points, which are defined as follows:

Definition 2.2

A *parabolic Higgs field* is a holomorphic bundle map $\Phi : \mathcal{E} \rightarrow \mathcal{E} \otimes K_{\mathcal{C}}(D)$ w. r. t. the induced holomorphic structure of $\bar{\partial}_E$. The Higgs field is said to *preserve* the parabolic structure if, for all i and p the residue preserves the flags, i. e.:

$$\text{res}_p \Phi(F_i(p)) \subseteq F_i(p).$$

A *parabolic Higgs bundle* is a holomorphic vector bundle \mathcal{E} together with a parabolic structure and a parabolic Higgs field Φ preserving the parabolic structure.

Note that the twist by D in the definition amounts to Φ having simple poles, so we will also call the Higgs field and associated objects meromorphic. At this point there are two possibilities for the residue of Φ . It may be nilpotent in which case the Higgs field is called *strongly parabolic* or it may be diagonalizable in which case it is called *weakly parabolic*. In the case of weakly parabolic bundles the residue data, i. e. the eigenvalues of the residue at each parabolic point shall also be fixed.

In the following we will only consider weakly parabolic bundles of rank 2. Furthermore we restrict ourselves to the $SL(2, \mathbb{C})$ case. For the definition we state all the fixed data.

Definition 2.3

Let E be a complex rank 2 vector bundle over a compact Riemann surface of degree d , together with a divisor $D = p_1 + \dots + p_n$ and holomorphic structure $\bar{\partial}_{\text{Det}E}$ on $\text{Det}E$. Furthermore for each $p \in D$ let a weight vector $\vec{\alpha}(p) = (\alpha_1(p), \alpha_2(p)) \in [0, 1]^2$ with $\alpha_1(p) + \alpha_2(p) = 1$ be given as well as $\sigma_p \in \mathbb{C}^\times$.

A weakly parabolic $SL(2, \mathbb{C})$ -Higgs bundle over (\mathcal{C}, D) consists of a triple $(\bar{\partial}_E, \{\mathcal{F}(p)\}_{p \in D}, \Phi)$, where $\bar{\partial}_E$ is a holomorphic structure on E inducing $\bar{\partial}_{\text{Det}E}$, $\mathcal{F}(p)$ is a complete flag for each $p \in D$ and $\Phi : \mathcal{E} \rightarrow \mathcal{E} \otimes K_{\mathcal{C}}(D)$ is a Higgs field which is traceless with residue eigenvalues σ_p and $-\sigma_p$ at each $p \in D$.

Note that the flags are not fixed, but their weights are. It is useful to write \mathcal{E} for the holomorphic bundle $(E, \bar{\partial}_E)$ together with the flag, s. t. a parabolic Higgs bundle may be expressed as a pair (\mathcal{E}, Φ) just as in the regular case.

To obtain a well behaving moduli space a notion of stability is necessary. For this one defines the (weight depended) parabolic degree of \mathcal{E} as

$$\text{pdeg}_{\vec{\alpha}}(\mathcal{E}) = \text{deg}(\mathcal{E}) + \sum_{p \in D} (\alpha_1(p) + \alpha_2(p)).$$

A parabolic structure on \mathcal{E} induces a parabolic structure on its holomorphic subbundles and so one defines (\mathcal{E}, Φ) to be $\vec{\alpha}$ -stable iff

$$\mu(\mathcal{E}) := \frac{\text{pdeg}_{\vec{\alpha}}(\mathcal{E})}{\text{rank}(\mathcal{E})} > \text{pdeg}_{\vec{\alpha}}\mathcal{L}.$$

for every holomorphic line subbundle \mathcal{L} preserved by Φ . Here $\mu(\mathcal{E})$ is the *parabolic slope* of \mathcal{E} .

Now the moduli space $\mathcal{M}_{\text{Higgs}}$ can be defined as the set of isomorphism classes of $\vec{\alpha}$ -stable parabolic $SL(2, \mathbb{C})$ -Higgs bundles. Here an isomorphism is a holomorphic bundle isomorphism that commutes with the Higgs fields and preserves the flag structure. The construction as a quotient was done by K. Yokogawa in [Yok93]. For further details see also [BY96]. We end this description of the space of weakly parabolic Higgs bundles by stating the fact, that $\mathcal{M}_{\text{Higgs}}$ is known to be a hyperkähler manifold of dimension

$$\dim_{\mathbb{C}}\mathcal{M}_{\text{Higgs}} = 6(g - 1) + 2n$$

for g the genus of \mathcal{C} (cf. [BY96]).

2.2 Nonabelian Hodge correspondence

Though we usually talk about the Higgs bundle moduli space, the objects we are actually working with are most of the time not the Higgs bundles (\mathcal{E}, Φ) but their associated Higgs pairs $(\Phi, D(\bar{\partial}_E))$, which we'll introduce now.

Let (\mathcal{E}, Φ) be a parabolic Higgs bundle. By adding a Hermitian metric h on E the holomorphic structure $\bar{\partial}_E$ canonically induces a connection $D(\bar{\partial}_E, h)$ on E , the so called Chern connection. After choosing a base connection $D(\bar{\partial}_E, h)$ can be identified with an endomorphism valued 1-form A and may also be written as d_A . Explicitly if $\bar{\partial}_E$ is locally $\bar{\partial} + A_{\bar{z}}d\bar{z}$ in an h -unitary frame then d_A is simply given by $D(\bar{\partial}_E, h) = d_A = d + A = d + A_{\bar{z}}d\bar{z} - (A_{\bar{z}})^{*h}dz$ where d is the standard differential. Depending on the situation the connection is referred to as $D(\bar{\partial}_E, h)$, d_A or simply A . We can thus search for a hermitian metric h , such that the pair $(\Phi, D(\bar{\partial}_E, h))$ satisfies Hitchin's equation

$$F_{D(\bar{\partial}_E, h)}^{\perp} + [\Phi, \Phi^{*h}] = 0, \tag{1}$$

where

$$F_{D(\bar{\partial}_E, h)}^{\perp} - F_{D(\bar{\partial}_E, h)} = \sqrt{-1}\mu(E)\frac{2\pi\omega_{\mathcal{C}}}{\text{vol}_{g_{\mathcal{C}}}(\mathcal{C})}\text{Id}_{\text{Det}E}.$$

Note that the right hand side matches the curvature of the fixed Chern connection on $\text{Det}E$. In this way $F_{D(\bar{\partial}_E, h)}^{\perp}$ is the trace-free part of the curvature of $D(\bar{\partial}_E, h)$.¹

¹As [Fre+20] is our primary source we point out an important difference in notation. Here we use the Symbol Φ for a parabolic Higgs bundle and when considering Hitchin's equation as an equation for the harmonic metric h . This is the holomorphic point of view and FMSW use the symbol φ to denote the Higgs field in this picture. They, on the

As stated in [Fre+20] in the parabolic setting one expects the Hermitian metric to match the parabolic structure in a suitable sense. For this one has to consider filtrations of the sections of $\mathcal{E} \otimes \mathcal{O}_C(*D)$, for $\mathcal{O}_C(*D)$ the sheaf of algebras of rational functions with poles at D . A parabolic structure determines such a filtration, as does a Hermitian metric, and if these two filtrations coincide the Hermitian metric is said to be *adapted* to the parabolic structure. For further details on this see [Moc06].

With these constraints one can now uniquely solve Hitchin's equation (1) in the class of Hermitian metrics h , adapted to the parabolic structure on \mathcal{E} (cf. [Sim90]). Then one obtains one part of the nonabelian Hodge correspondence

$$\mathcal{M}_{\text{Higgs}} \rightarrow \mathcal{M}, \quad (\mathcal{E}, \Phi) \mapsto (\mathcal{E}, \Phi, h).$$

Here \mathcal{M} is the space of solutions to Hitchin's equations modulo gauge equivalence, where in the case of $SU(2)$ bundles the gauge group is

$$\mathcal{G}_{\mathbb{C}} = \Gamma(\text{SL}(E)) \cap \text{ParEnd}(E),$$

for $\text{ParEnd}(E)$ the bundle of endomorphisms preserving the Flag $\mathcal{F}(p)$ at every $p \in D$. We note the action of the gauge group as

$$g \cdot \bar{\partial}_E = g \circ \bar{\partial}_E \circ g^{-1}, \quad g \cdot \Phi = g\Phi g^{-1} \quad \text{and} \quad (g \cdot h)(v, w) = h(gv, gw).$$

The action on $\bar{\partial}_E$ then leads to an induced action on the Chern connection A .

On the other side if we assume $\text{pdeg}_{\bar{\alpha}}(\mathcal{E}) = 0$ for simplicity then for every solution h of Hitchin's equation there is a flat $SL(2, \mathbb{C})$ -connection $A(\bar{\partial}_E, h) + \Phi + \Phi^*$. For our construction of the metric we will use a correspondence quite similar to this, with the difference being a scaling in Hitchin's equation and a twist by the complex parameter ζ .

2.3 Spectral data and integrable systems

One of the main features of \mathcal{M} is the structure of an integrable system which corresponds to its spectral data which we already partially introduced in section 3.3. For the summary here we follow again [Fre+20] where additional references are given.

To every Higgs bundle (\mathcal{E}, Φ) one can associate the characteristic polynomial $\text{char}_{\Phi}(\lambda)$ which does not depend on the parabolic structure. This gives rise to the Hitchin map

$$\text{Hit} : \mathcal{M} \rightarrow \mathcal{B}, \quad (\mathcal{E}, \Phi) \mapsto \text{char}_{\Phi}(\lambda)$$

other hand, use the symbol Φ when considering a fixed background metric h_0 considering Hitchin's equation as an equation for Higgs pairs consisting of a Higgs field and an h_0 -unitary connection. This is the unitary point of view. We will almost always work in the holomorphic picture and reserve φ for the matrix part of the Higgs field Φ .

Here \mathcal{B} denotes the Hitchin base which is identified with the vector space of coefficients of $\text{char}_\Phi(\lambda)$. In the case of $SL(2, \mathbb{C})$ bundles it holds $\text{tr}\Phi = 0$ and thus the characteristic polynomial is just the determinant of Φ .

For weakly parabolic bundles $\text{Det}\Phi$ is a meromorphic quadratic differential on \mathcal{C} with a double pole of the form $-\sigma^2 \frac{dz^2}{z^2}$ near any weakly parabolic point p . One can associate a *spectral curve* $\Sigma \subset \text{Tot}(K_{\mathcal{C}}(D))$ to each point in \mathcal{B} which is a $2 : 1$ ramified cover of \mathcal{C} in $K_{\mathcal{C}}(D)$, where each sheet represents a different eigenvalue of the Higgs field.

The subset $\mathcal{B}' \subset \mathcal{B}$ of differentials in \mathcal{B} that are generic, i. e. have only simple zeroes, are the ones for which Σ is smooth. The following constructions will focus on this subset and the corresponding $\mathcal{M}' := \text{Hit}^{-1}(\mathcal{B}')$ which is called the *regular locus*.

Lastly we want to mention the result going back to [Hit87] for the regular case that the Hitchin map equips \mathcal{M} with the structure of an integrable system. Notably every fiber $\text{Hit}^{-1}(q)$ for each $q \in \mathcal{B}'$ forms a torus which implies the notion of action angle variables Z, θ . Recovering these coordinates will be one of the main parts in the twistorial construction of the hyperkähler metrics.

Thus we conclude the introduction of parabolic Higgs bundles. The next step will be to introduce the general idea of the construction of the Darboux coordinate system on \mathcal{M} .

3 Decorated triangulations and their coordinates

In this section we want to show how to build a (version of a) system of coordinates on the moduli space of flat connections on a Riemann surface \mathcal{C} that was introduced by Fock and Goncharov in [FG06]. These coordinates are constructed via the data of triangulations on \mathcal{C} together with a certain choice of decoration at each vertex. One crucial idea of GMN was, that the corresponding triangulations can be obtained from quadratic differentials which appear as the determinants of the Higgs fields and that the decorations correspond to solutions of a flatness equation for a certain connection build out of a solution of Hitchin's equation. We stress that the entirety of this section is a summary of the construction of [GMN13b], and no new results are presented here.

The theory presented in this section can mostly be considered independently of the theory of Higgs bundles and is interesting in its own right. So ignoring their possible origin as determinants we start in subsection 3.1 by introducing trajectories for arbitrary quadratic differentials and how a triangulation of \mathcal{C} is build out of them. Most of this theory was developed by K. Strebel in [Str84]. We follow [GMN13b] in showing how to construct a triangulation with these trajectories and which phenomena may occur that are important for us. It should also be mentionend that these constructions and phenomena may be seen as an introduction to the theory of so called *spectral networks* that were introduced by GMN in [GMN13a]. Since then they have become widely used and generalized especially in the physics literature. The theory shown here is just their simplest example which already entails quite a lot of the important structure of the general theory.

In subsection 3.2 we continue to present the work of [GMN13b], now turning to the construction of the decorations of the triangulation and how to build the Fock-Goncharov coordinate system out of them. Finally we will introduce the spectral curve in subsection 3.3 to obtain the full picture of the coordinate system. This is necessary to single out a certain subset of coordinates by use of the homology group of the spectral curve in order to obtain a set of coordinates that can later be identified as a sort of Darboux coordinate system.

3.1 ϑ -trajectories and triangulations

We begin this section by recalling the construction of the ϑ -triangulations which were introduced in [GMN13b] where they were called WKB triangulations.² In the following \mathcal{C} will always denote a compact Riemann surface. The foundational work for this section is [Str84] where all relevant facts are already given. We present the relevant results in this section and only mention those details which help getting an intuitive understanding of the phenomena that may occur. So nothing new is presented here and the representation mostly follows [GMN13b].

Definition 3.1

Given a meromorphic quadratic differential q on (a subset of) \mathcal{C} and $\vartheta \in \mathbb{R}/2\pi\mathbb{Z}$ a ϑ -trajectory of q is a curve $\gamma : I \rightarrow \mathcal{C}$ for some interval $I \subset \mathbb{R}$, s. t.

$$q(\gamma', \gamma') \in e^{2i\vartheta} \mathbb{R}_{>0}.$$

Alternatively if q has a well defined square root $q^{1/2}$ a ϑ -trajectory of q may be defined as any curve $\gamma : I \rightarrow \mathcal{C}$ for some interval $I \subset \mathbb{R}$, s. t.

$$q^{1/2}(\gamma') \in \mathbb{R}^\times e^{i\vartheta}.$$

Note that the second definition is more in line with calling the curve ϑ -trajectory and is well defined, although the square root of q is only defined up to sign. This amounts to the fact, that the ϑ -trajectories are not oriented, i. e. if $\gamma(t)$ is a ϑ -trajectory for q , so is $\gamma(-t)$ going in the opposite direction.

As we'll explain below ϑ -trajectories can be considered as straight lines with the inclination given by ϑ if considered in a suitable neighborhood. When talking about ϑ -trajectories for varying ϑ it is also useful to have a notion that is independent of the specific angle and just reflects that each one is of such a constant angle.

²Here and in the following we will use the notions ϑ -trajectory, triangulation, etc. instead of WKB curve, triangulation, etc. which were used in [GMN13b]. This is in part due to the fact that it is somewhat more in line with the mathematical literature concerning quadratic differentials, but also as of the fact that "WKB" is a reference to a certain approximation method used by [GMN13b]. It is a rather important part of the results presented here that we refrain from using the WKB method. So while it may be inconvenient to differ from the language introduced in the primary source for this construction it would be mathematically misleading not to do so.

Definition 3.2

Let q be a meromorphic quadratic differential. A curve $\gamma : I \rightarrow \mathcal{C}$ shall be called a *ca-trajectory* of q if there exists some $\vartheta \in \mathbb{R}/2\pi\mathbb{Z}$ s. t. γ is a ϑ -trajectory.

One important aspect of *ca*-trajectories is their behavior near zeroes and poles of the quadratic differential, which are called critical points in [FO08]. In the work of GMN the zeroes of q are also called turning points and we'll also use this notion at some places. In the following we are interested in a certain behavior that is exhibited by the *ca*-trajectories only if they have a specific kind of critical points, so we restrict our self to these differentials that are exactly the ones in the regular locus of the Hitchin base. Note however that a lot is also known about the *ca*-trajectories for differentials in the discriminant locus, so even though the following structures breaks down at these points, one may be able to get at least some information as to how the structure breaks down by further studies.

Definition 3.3

A *generic differential* is a meromorphic quadratic differential q on \mathcal{C} , which has only poles of order 2 and simple zeros.

When talking about certain standard behaviors (e. g. as growing or decaying) along a *ca*-trajectory it is useful to fix a standard for the parametrization, which we can always obtain.

Lemma 3.4

If q is a generic differential there always exists a parametrization of its ϑ -trajectories in which

$$q^{1/2} (\gamma') \in \pm e^{i\vartheta}.$$

This shall be called the *standard parametrization* of γ .

We now record the local structure of *ca*-trajectories near the different points we'll encounter.

Lemma 3.5

Let q be a generic differential, γ a ϑ -trajectory and p one of the (second order) poles of q . Then γ has one of the following forms in a local neighborhood around p :

- γ is a logarithmic spiral running into (or away from) p .
- γ is a circle with center p .
- γ is a straight line running into p .

Proof. Since q is a meromorphic quadratic differential it is known from [Str84] that there exists a coordinate neighborhood z with $z(p) = 0$ and $q = (M/z^2)dz^2$ for some complex number M . By

shrinking our neighborhood we may thus assume, that $q^{1/2}$ is of the form $\frac{m}{z}dz$ for some constant m . Then we obtain the following general form of the WKB curve in the local coordinate:

$$z(t) = z_0 e^{\pm \frac{e^{i\vartheta}}{m} t}.$$

Here z_0 is some complex constant. Depending on the specific values of m and ϑ one of the three asserted possibilities occurs. \square

For more details on this see [GMN13b] or, more generally, the original work of Strebel [Str84]. Here we note that in such a neighborhood for any given ϑ there are infinitely many ϑ -trajectories running into the pole. This is contrasted by the ϑ -trajectories running into the other exceptional points.

Lemma 3.6

Let q be a generic differential and p one of its (simple) zeros, i. e. a turning point. Then for any $\vartheta \in \mathbb{R}/2\pi\mathbb{Z}$ there are exactly three ϑ -trajectories that run into the turning point.

Proof. This can be shown by switching to a coordinate where $q = Mzdz^2$ and integrating the defining differential equation. \square

Finally we are interested in the behavior away from any critical point.

Lemma 3.7

Let q be a generic differential and $\vartheta \in \mathbb{R}/2\pi\mathbb{Z}$. Then in a local neighborhood around any regular point p of q the ϑ -trajectories are a foliation by straight lines.

Proof. In the coordinates $w(z) := \int_{z_0}^z q^{1/2}$ the ϑ -trajectories are a foliation by straight lines. \square

Thus the behavior near every point of \mathcal{C} is known and we obtain the following global picture.

Corollary 3.8

Let q be a generic differential and $\vartheta \in \mathbb{R}/2\pi\mathbb{Z}$. Then the ϑ -trajectories are the leaves of a (singular) foliation of \mathcal{C}

With this picture in mind we now classify the different kinds of ca -trajectories that may occur in the following list that exhaust all the possibilities.

Definition 3.9

Let γ be a ϑ -trajectory for generic differential q . It is called

- *generic*, iff it converges in both directions to a pole of q (which may be the same for both directions).
- *separating*, iff it converges in one direction to a zero of q and in the other direction to a pole of q .

- a *saddle*, iff it converges in both directions to a zero of q (which may be the same for both directions).
- *periodic*, iff it is diffeomorphic to a circle and does not converge to any pole or zero of q .
- *divergent*, in all other cases. In this case γ does in at least one direction not converge to a pole or zero of q .

As the name suggests almost all ca -trajectories in our setting will be generic and indeed most of our calculations will be along such trajectories. For this we'll later on also need the following observation which we may already infer from the local behavior near their "end points".

Lemma 3.10

A generic ϑ -trajectory in standard parametrization can be extended to all of \mathbb{R} .

Proof. This follows from standard methods for ODEs. □

This infinite domain of the curve leads to the necessity of using integral equations with initial values at infinity later on as infinity corresponds to the poles of the quadratic differential.

Before we continue with the construction of the triangulation note the following remarks for some intuition concerning ca -trajectories:

First remember that q was only defined up to sign which is why the ca -trajectories are not canonically oriented. The description of the behavior around poles as spiraling into the point may still be useful as a reminder what happens. Phenomenologically one might describe the singularities of q as some (massive) object which "captures" all curves, which come near enough. Thus finite curves have to be "rare". Indeed for one fixed ϑ their number is limited by the number of turning points and, even more, a curve coming from one turning point is more "likely" to run into a singularity than another turning point. But the parentheses here are necessary when we talk about ca -trajectories of general quadratic differentials. For example one can show that on the four punctured sphere with a quadratic differential having only simple poles, for some angles only two finite ca -curves and one divergent curve exist which fill up the whole sphere. The angles for which such a behavior occurs even form a dense subset of $\mathbb{R}/2\pi\mathbb{Z}$. However, by working with generic quadratic differentials, the generic trajectories may safely be regarded as the ones which "usually" occur, while finite curves don't exist for most angles.³ This is why the following fact is crucial which was shown by GMN and which makes precise some of the vague formulations above.

Proposition 3.11

Let q be a generic differential and $\vartheta \in \mathbb{R}/2\pi\mathbb{Z}$ such that there is no finite trajectory. Then there is also no divergent WKB curve.

³In fact the appearance of finite curves is the defining property for the definition of the so called DT invariants in the general Riemann Hilbert problem GMN discuss.

Proof. The proof relies on the existence of a singularity, since in that case a ca -trajectory can't fill up the whole complex curve, as it would "fall into the singularity". For more details see [GMN13b]. \square

As the case of no finite trajectory is the standard one for the following triangulations, we also denote them as such.

Definition 3.12

Let q be a generic differential. If $\vartheta \in \mathbb{R}/2\pi\mathbb{Z}$ is such that there is no finite trajectory, then ϑ is called a *generic angle*.

It follows that in this generic case the foliation by ϑ -trajectories consists of a finite collection of separating trajectories and an infinite amount of generic ones and the following structure emerges:

The separating trajectories form boundaries of "cells" on \mathcal{C} which are swept out by generic trajectories. The boundaries consist of at most four separating trajectories (which may be regarded as the generic case), two of which emanate from a common turning point. This is called a "diamond" in [GMN13b]. There may however be cells whose boundary consists only of three separating trajectories which all emanate from the same turning point. This may be regarded as a degenerate case, called a "disc" in [GMN13b], which will require a bit more attention later on, as the constructions need to be aware of this special case. For understanding (and visualizing) the theory however, it is enough for now to think of the foliation as forming those swept out diamonds on all of \mathcal{C} .

With this structure in mind it is now possible to define the ϑ -triangulation.

Definition 3.13

Let q be a generic differential and $\vartheta \in \mathbb{R}/2\pi\mathbb{Z}$ a generic angle. A ϑ -*triangulation* is a collection of generic ϑ -trajectories, such that every two ϑ -trajectories belong to two different cells, given by the separating trajectories, and such that in each cell a generic trajectory is chosen.

One can now look at the emerging structure and notice that, corresponding to the discs above, there may be degenerate triangles with only two distinct edges. Counting these still as triangles one obtains the following result (cf. [GMN13b]).

Proposition 3.14

A ϑ -triangulation is a triangulation of \mathcal{C} , in which each face contains a single turning point.

Such a triangulation is of course not unique as there is family of generic WKB curves in each diamond or disc. When talking about these triangulation one uses the fact that two different ones differ only by an isotopy, which won't be relevant for the following procedure. As GMN point out, one really chooses an isotopy class of triangulations.

Remark 3.15

Typically our constructions in the following sections will only consider the case of generic triangles.

However the notion of degenerate triangles has to be included for the full picture as there is no way to make sure that these triangles do not occur in our cases. GMN have shown in [GMN13b] how all of the constructions that we consider here and depend on the triangulation can be adapted to the case of degenerate triangles. We will only briefly consider this case later on as no real problems arise in the treatment of [GMN13b].

Up until now the angle ϑ had been fixed but the question arises, how the triangulation changes as one varies this parameter. It turns out, that the changes are mostly trivial, as for generic ϑ , i. e. such that no finite trajectories occur, the edges of the triangulation only vary by a continuous homotopy. Such variations don't change the isotopy class of the triangulation and the to-be-defined coordinates will therefore be constant as functions of ϑ as long as no finite trajectories appear. If they do occur, however, there are in fact discontinuous jumps (cf. the footnote in [GMN13b], p. 312). Understanding the behavior of the triangulation and coordinates as these jumps occur is one of the most important aspects of the work in [GMN13b]. From now on, an angle ϑ at which such a jump occurs shall be denoted by ϑ_c as for critical phase. Their appearance is intricately linked to the notion of generalized DT invariants which are of utmost important for the generalization of the construction presented here to general integrable systems. As of the scope of this article however we just refer to the overview [Nei13] and references therein for this road and conclude this section with noting the basic phenomena which may occur for our case.

GMN present three different ways in which the triangulation can change at a critical phase, which are denoted as flip, pop and juggle.

Definition 3.16

Let ϑ_c be a critical phase for which a finite ϑ_c -trajectory occurs.

1. If the curve connects to two different turning points the corresponding change in the triangulation shall be called a *pop*.
2. If the curve is closed and surrounds one singular point the corresponding change in the triangulation shall be called a *flip*.
3. If the curve is closed and does not contract to a single point the corresponding change in the triangulation shall be called a *juggle*.

GMN show that the coordinates actually don't change when a pop occurs, so the only relevant jumps for that aspect are the flips and pops. Though these jumps do change the coordinates we are about to construct they are well-behaved enough for the construction of the metric to still work. We will come back to this question in section 7.1.

3.2 Decorations and Fock-Goncharov coordinates

Thus far we have considered a compact Riemann surface \mathcal{C} and constructed a triangulation for every generic differential and generic angle on \mathcal{C} . This is one half of the data one needs to construct the Fock-Goncharov coordinate system, the other being a decoration at each vertex, for which we now have to consider a rank 2 complex vector bundle V over \mathcal{C} . Though the moduli space we are interested in is the space of solutions of Hitchin's equations the coordinates are constructed on the moduli space of flat $SL(2, \mathbb{C})$ -connections $\mathcal{M}_{\text{flat}}$. Later on we will identify the moduli spaces and thus pull back the coordinates but for explaining how the construction works we stay on $\mathcal{M}_{\text{flat}}$. The construction of [GMN13b] now proceeds as follows.

Definition 3.17

Let $V \rightarrow \mathcal{C}$ be a complex rank 2 vector bundle and \mathcal{A} a flat $SL(2, \mathbb{C})$ -connection on E with a regular singularity at a point $p \in \mathcal{C}$ with monodromy operator M . A *decoration* at p is a choice of one of the two eigenspaces of M . The corresponding eigenvalue is denoted by μ^T .

A *decorated triangulation* is a triangulation T together with a decoration for each vertex of T . We denote the corresponding decorated triangulation by $T(q, \vartheta)$ where when no ambiguity may arise we may suppress the dependence of T on q and ϑ .

Note that this differs slightly from the original construction by Fock and Goncharov as they considered flags instead of decorations. Furthermore, as GMN point out, in the case at hand the conjugacy classes of the monodromy operators M_i are fixed for the moduli space, so they are part of the discrete datum of the triangulation, while Fock and Goncharov considered varying M for the connections.

We now have the data we need to build the coordinate system. For a given edge E consider the two triangles which have this edge in common. They make up a quadrilateral Q_E and their vertices p_i shall be numbered in counter-clockwise order (for \mathcal{C} canonically oriented). For each p_i there is a decoration which corresponds to a solution v_i of the flatness equation

$$\mathcal{A}v_i = 0. \tag{2}$$

The v_i may be regarded as eigenvectors of the monodromy M_i with eigenvalue μ_i^T . They are only defined up to a scalar multiple, but this ambiguity will cancel in the following step. Note that as \mathcal{A} is flat the sections exist on any simply connected subset of \mathcal{C} .

For two of the sections v_i and v_j the \wedge -product $v_i \wedge v_j$ is an element of the the determinant line bundle $\text{Det}E$. If \mathcal{A}_{Det} denotes the induced connection on $\text{Det}E$, it follows that the \wedge -product solves the induced flatness equation

$$\mathcal{A}_{\text{Det}}(v_i \wedge v_j) = 0.$$

When considering a frame (e_1, e_2) on Q_E , so $v_i = s_1^i e_1 + s_2^i e_2$ and $v_j = s_1^j e_1 + s_2^j e_2$ the \wedge -product is locally given as

$$v_i \wedge v_j(z) = (s_1^i s_2^j - s_2^i s_1^j) e_1 \wedge e_2$$

We may thus identify $v_i \wedge v_j$ with the Wronskian of the (local expression of the) two solutions of the flatness equation (2) evaluated at some point z in Q_E . As all of our calculations later on are in a specific frame we will always use this interpretation, which we'll also write as

$$s^i \wedge s^j = \det [s^i(z), s^j(z)].$$

If \mathcal{A} is represented by the matrix A in the frame F , i. e. $\mathcal{A} = d + A$ for the standard differential d , the induced equation on $\text{Det } E$ is given by the trace of A :

$$d(s^i \wedge s^j) = \text{tr}(A)(s^i \wedge s^j). \quad (3)$$

Using this identification it is possible to consider the quotient of two \wedge -products of sections for v_i with local expressions s_i as

$$\frac{v_1 \wedge v_2}{v_3 \wedge v_4}(z) := \frac{s^1 \wedge s^2}{s^3 \wedge s^4}(z)$$

evaluated at some point $z \in Q_E$. Using the fact that both \wedge -products are solutions to the same 1-dimensional linear ODE (3) one obtains that $\frac{v_1 \wedge v_2}{v_3 \wedge v_4}$ is actually independent of the evaluation point z . Furthermore as of $Gv_i \wedge Gv_j = \det(G)v_i \wedge v_j$ for any $G \in GL(2, \mathbb{C})$ the quotient is independent of transformations $G \in GL(2, \mathbb{C})$. We are now able to define the following functions for each edge.

Definition 3.18

Let $V \rightarrow \mathcal{C}$ be a complex rank 2 vector bundle and \mathcal{A} a flat $SL(2, \mathbb{C})$ -connection on E with regular singularities and $T(q, \vartheta)$ a decorated triangulation. Let E be an edge of T with corresponding quadrilateral Q_E with vertices $p_1, p_2, p_3, p_4 \in \mathcal{C}$ and corresponding flat sections v_i with local expressions s_i in some frame on Q_E . Define the *canonical coordinate* for E as

$$\mathcal{X}_E^{T(q, \vartheta)} := -\frac{(v_1 \wedge v_2)(v_3 \wedge v_4)}{(v_2 \wedge v_3)(v_4 \wedge v_1)} := -\frac{s^1 \wedge s^2}{s^4 \wedge s^1} \frac{s^3 \wedge s^4}{s^2 \wedge s^3}.$$

As promised the ambiguity in the choice of the v_i cancels in the final expression and just like the single quotients the full function is independent of transformations $g \in GL(2, \mathbb{C})$ when taken for all sections simultaneously.

We may now conclude this section with the main statement for this construction. The \wedge -product may become 0 for two adjacent vertices, which would lead to the corresponding coordinate function becoming 0 or ∞ , but, as GMN point out, this can only happen in a codimension 1-subvariety of $\mathcal{M}_{\text{flat}}$. One can see this in the local expression as the \wedge -product becomes 0 iff the sections are linearly dependent. This characterization will be our main tool in determining whether our choice of sections later on is appropriate. In this case we finally obtain the desired coordinates, though we have to select a certain set out of all the defined functions.

Proposition 3.19

The \mathcal{X}_E^T contain a coordinate system on a Zariski open patch $\mathcal{U}_T \subset \mathcal{M}_{\text{flat}}$.

Proof. The original proof is found in [FG06]. In Appendix A of [GMN13b] it is shown how the data of the monodromy representation of \mathcal{A} is encoded in the \mathcal{X}_E^T . \square

Remark 3.20

Let us briefly remark on the word "contain" here. As said above we do need to select some coordinates as the constructed ones are too many, which can be seen as follows. As we have obtained one \mathcal{X} function for each edge of the triangulation we can count them using Euler's formula. We then see that for a Riemann surface \mathcal{C} of genus g with n singular points we obtain $6g - 6 + 3n$ coordinate functions. The dimension of \mathcal{M} however is $\dim \mathcal{M}_{\text{flat}} = 6g - 6 + 2n$. The difference reflects the fact that we consider the moduli space with fixed monodromy eigenvalues at the singular points. As GMN show, n combinations of the \mathcal{X}_E functions give the monodromy eigenvalues $(\mu_i^T)^2$. As these are fixed the information is superfluous, so that we can discard n of the functions (one for each singular point) and obtain the correct number of coordinates. At the moment however there is no way of distinguishing, which functions to keep and which to discard. This is done in the next section.

3.3 Homology and lattices

As explained in the last section, it is necessary to select a certain subset of the constructed coordinate functions to obtain the correct dimension. Additionally later on the hyperkähler metric will be obtained from a symplectic form that is constructed from these coordinates we just described. So our choice of coordinates also has to ensure that the emerging form is actually symplectic. Such a selection is possible via the use of certain lattices, one of which carries a symplectic pairing. We will now summarize the important facts from [GMN13b] about these lattices, how they correspond to the edges and finally how they select the right coordinates.

All of the lattices we consider are given by the spectral data, i. e. we have to consider the spectral curve. As we are dealing with differentials with singularities we have to be careful as to whether we include or exclude the poles and unfortunately the notation is not canonical throughout the literature. For our use of symbols so far the following notation seems appropriate:

Definition 3.21

Let q be a generic differential with n singular points at p_1, \dots, p_n on the compact Riemann surface \mathcal{C} . Denote by $\mathcal{C}' := \mathcal{C} \setminus \{p_1, \dots, p_n\}$ the punctured surface. Then the *spectral curve* is defined as

$$\Sigma'_q := \{(z \in \mathcal{C}', \lambda \in T_z^* \mathcal{C}) : \lambda^2 = q(z)\} \subset T^* \mathcal{C}.$$

This is a noncompact complex curve which is smooth for generic q . It is a double covering $\pi' : \Sigma'_q \rightarrow \mathcal{C}'$ which is branched over the zeroes of q . With this notation Σ'_q is "punctured over the singular points p_i "

and there is corresponding compactification Σ_q of Σ'_q which is obtained by filling in these punctures. The compactification has a corresponding projection $\pi : \Sigma_q \rightarrow \mathcal{C}$. Depending on the question at hand we might also talk about Σ_q as the spectral curve or don't distinguish Σ_q and Σ'_q at all if not necessary. However it is necessary for the next step, where we consider their homology groups.

We start by noting that Σ'_q is equipped with an involution $i : (z, \lambda) \mapsto (z, -\lambda)$ that acts accordingly on cycles in the first homology group.

Definition 3.22

Let q be a generic differential with n singular points at p_1, \dots, p_n on the compact Riemann surface \mathcal{C} . The *charge lattice*⁴ Γ_q is defined as the subgroup of $H_1(\Sigma'_q; \mathbb{Z})$ that is odd under the involution i .

When varying q one can think of Γ_q as the fiber of a local system Γ over the space of q . Note that Γ_q is equipped with the intersection pairing $\langle \cdot, \cdot \rangle$ which may be degenerate.

Definition 3.23

Let Γ_q be the charge lattice of a generic differential q with intersection pairing $\langle \cdot, \cdot \rangle$. The *flavor lattice* Γ_q^f is defined as the radical of $\langle \cdot, \cdot \rangle$. The quotient $\Gamma_q^g := \Gamma_q / \Gamma_q^f$ is called the *gauge lattice*.

Note that Γ_f^g does not change with varying q , so it can be regarded as a fixed lattice Γ^f instead of a local system of lattices. Most important for us it that the gauge lattice Γ_q^g , which can be identified with $H_1(\Sigma; \mathbb{Z})$, also carries the intersection pairing which is skew-symmetric and nondegenerate as of the quotient construction. This is important as it allows us to obtain a symplectic basis.

Proposition 3.24

Let Γ_q^g be the gauge lattice of a generic differential q . Then there exists a symplectic basis $\gamma_1^e, \dots, \gamma_r^e, \gamma_1^m, \dots, \gamma_r^m$ of Γ_q^g , i. e.

$$\langle \gamma_i^e, \gamma_j^e \rangle = 0, \quad \langle \gamma_i^m, \gamma_j^m \rangle = 0, \quad \langle \gamma_i^e, \gamma_j^m \rangle = \delta_{ij}.$$

We want to use this structure, for which we need to identify charges $\gamma \in \Gamma_q$ with edges E of the triangulation. We only sketch this process here and refer to [GMN13b] for the details. The idea is, that for each edge the corresponding quadrilateral Q_E contains two zeroes of q . Thus we could try to lift a loop around these two points to a cycle in Σ'_q . The problem with this is that there are two ambiguities in the orientation of the loop as well as the choice of sheet of the covering. These choices need to be canonically decided which is done by GMN by using a canonical orientation for the lift of the edges and a pairing of $H_1(\Sigma'_q; \mathbb{Z})$ with the relative homology group $H_1(\Sigma'_q, \{p_i\}; \mathbb{Z})$. In this way we obtain a canonical cycle γ_E for each edge E of the triangulation T and GMN proceed by showing that these cycles suffice.

⁴The terminology in this part is mostly in accordance with the physical theory, from which the indices e and m below are also taken, as they refer to so called electric and magnetic charges.

Proposition 3.25

Let Γ_q be the charge lattice of a generic differential q and $T(q, \vartheta)$ a triangulation for a generic angle ϑ . Then the set of cycles $(\gamma_{E_i})_i \subset \Gamma_q$ obtained from the edges in the way described above generate Γ_q .

With these identifications at hand we may now define the coordinate functions on the moduli space of flat $SL(2, \mathbb{C})$ -connections labeled by charges.

Definition 3.26

Let q be a generic differential, $T(q, \vartheta)$ a decorated triangulation and Γ_q the charge lattice for q with the generating cycles $(\gamma_{E_i})_i$ associated to the edges $(E_i)_i$ of the triangulation. For each such E_i we define

$$\mathcal{X}_{\gamma_{E_i}}^{(q, \vartheta)} := \mathcal{X}_{E_i}^{T(q, \vartheta)}.$$

For the sum of two charges $\gamma, \gamma' \in \Gamma'_q$ we define

$$\mathcal{X}_{\gamma+\gamma'}^{(q, \vartheta)} := \mathcal{X}_{\gamma}^{(q, \vartheta)} \mathcal{X}_{\gamma'}^{(q, \vartheta)}.$$

Thus $\mathcal{X}_{\gamma}^{q, \vartheta}$ is well defined for all elements $\gamma \in \Gamma'_q$. In constructing the hyperkähler metric we won't actually need the \mathcal{X}_{γ} functions for charges that are not in the symplectic bases. We added the definition here as it amounts to a certain Poisson structure which is relevant in the more abstract setting of integrable systems, for which our case may be thought of as a specific example. For an overview of this setting we refer to [Nei13].

Finally we turn to the matter of dimension. Remembering that we had n more coordinate functions then need when labeled by the edges we accordingly have the same redundancy when we label them by generators of Γ'_q . At this point the gauge lattice Γ_q^g comes into play. Not only does this lattice carry the symplectic pairing we'll need later on. It is also of the correct rank: When we identify Γ_q^g as the first homology group $H_1(\Sigma_q; \mathbb{Z})$ of the unpunctured spectral curve Σ we notice that by filling in the punctures of Σ'_q we lose exactly those generators in $H_1(\Sigma'_q; \mathbb{Z})$ that correspond to cycles around the preimage of the singular points $\pi^{-1}(p_i)$. Thus we lose exactly those cycles which correspond to the fixed monodromy at the singular points and it remains the true coordinate system for $\mathcal{M}_{\text{flat}}$.

At this point the general construction of the coordinate system is finished, although some ambiguity remains which will only be resolved when we apply it to our case. While the quadratic differential q has a natural interpretation in our setting as the determinant of the Higgs field, the angle ϑ seems arbitrary. In our application this parameter will be related to another parameter $\zeta \in \mathbb{C}^\times$ that is build into the flat connection \mathcal{A} . For the most part of the following constructions we will focus on a general relation between the two which allows for them both to vary in relation to another. This is done as our results hold for this general setting and a very large part of the theory developed by GMN concerns the relation of these two parameters. Still, when it comes to constructing the hyperkähler metric at the we will need to fix ϑ as it is not intrinsic to the moduli space. This is done by setting $\vartheta = \arg(\zeta)$ which will obey all relations we demand throughout the calculations.

4 Local description of the solutions to Hitchin's equations

In this section we calculate local forms of all the objects we need in a way that fits the aforementioned construction of the canonical coordinates. We start by explaining the fundamental result of [Fre+20] in subsection 4.1 and then build a standard frame over certain subsets of the standard quadrilaterals that were introduced in the previous section. This will then allow us to calculate local forms of the Harmonic metric, Higgs field and Chern connection in subsection 4.2 that are suited for the construction.

4.1 Construction of the standard frame

Our construction of the metric will mostly be done via local data of the solutions of Hitchin's equation, for which we build on the theory of limiting configurations developed in [Fre+20]. For the rest of this section we fix a stable $SL(2, \mathbb{C})$ -Higgs bundle (\mathcal{E}, Φ) in the regular locus \mathcal{M}' of \mathcal{M} s. t. $-q := \det \Phi$ has only simple zeroes. FMSW constructed solutions h_R of the R -rescaled Hitchin equation

$$F_{A_{h_R}}^\perp + R^2 [\Phi, \Phi^{*h_R}] = 0$$

for large $R \in \mathbb{R}$.⁵ The idea behind this rescaling is, that for large R , corresponding to large Higgs fields, Hitchin's equation would decouple leading to a much simpler set of equations that can be solved explicitly. The decoupled equations are the *limiting equations*

$$F_{A_{h_\infty}}^\perp = 0, \quad \text{and} \quad [\Phi, \Phi^{*h_\infty}] = 0$$

and the harmonic metric h_∞ is called the limiting metric, which corresponds to the limiting pair (A_∞, Φ_∞) . Local forms near zeroes and poles of these objects are given in [Fre+20] which were then glued together to create an approximate solution h_{app} of the true Hitchin equation.⁶ The foundational result for our work that they obtained is that for large enough R there exists a gauge transformation that transforms the approximate solution into a true solution. We paraphrase the result here which is found as Theorem 6.2. in [Fre+20].

Theorem 4.1

There exists $R_0 > 1$ such that for every $R \geq R_0$ there exists an h_0 -Hermitian endomorphism γ_R , s. t. $g \cdot h_{app}$ for $g = \exp(\gamma)$ is a true solution of the R -rescaled Hitchin equation. Furthermore γ_R is unique amongst endomorphisms of small norm.

⁵In [Fre+20] this parameter is t , while our notation comes from the work of GMN. As we'll need t mostly as the usual parameter of the curve, it seems reasonable to side with GMN on this question.

⁶From here on out we will use "true" as signifying solutions which correspond to Hitchin's equation to separate them from approximate solutions or solutions of the decoupled equations.

Not only did FMSW show the existence of these approximate solutions and the correction mechanism. They also showed that the transformation is exponentially suppressed in R . These results are foundational for the work at hand as they seem to imply that other objects that were constructed with the help of these solutions might as well inherit the structure of an explicit approximate solution plus some correctional term that is exponentially suppressed. In order to really make use of the results one would however need a way of implementing it in an appropriate construction of e. g. the hyperkähler metric of \mathcal{M} . As it turns out, the proposed construction by GMN allows for precisely such an implementation as we want to show here.

For all of this to work we will have to make heavy use of the explicitly known local forms of all the moving parts which will later be the ingredients of our flat connection for the GMN construction. So our goal here is to write the ingredients of the twistor connection as a diagonal leading term plus some remainder or "error"-term which behaves in a certain way when going into a parabolic point, as well as when considering large R .

In the following z will always be a local coordinate on \mathcal{C} with $r := |z|$ in any coordinate centered around a parabolic point. We start by considering the local frame (e_1, e_2) in which we would like to work. We are interested in frames that are adjusted to the Higgs field $\Phi = \varphi dz$, so that φ has diagonal form

$$\varphi = \begin{pmatrix} f^{1/2} & 0 \\ 0 & -f^{1/2} \end{pmatrix}$$

for some square root $f^{1/2}$ of $f = -\det \varphi$.

Lemma 4.2

Let (\mathcal{E}, Φ) be a parabolic Higgs bundle with local Higgs field $\Phi = \varphi dz$ with determinant $\det \Phi = \det \varphi dz^2 = -f dz^2$. In any gauge in which φ is diagonal, the holomorphic structure splits, i. e. is also represented by a diagonal matrix.

Proof. Assume φ to be diagonal, i. e. of the form

$$\varphi = \begin{pmatrix} f^{1/2} & 0 \\ 0 & -f^{1/2} \end{pmatrix}$$

for some square root $f^{1/2}$ of f . We now write the holomorphic structure locally as

$$\bar{\partial}_E = \bar{\partial} + A_{\bar{z}} d\bar{z} = \bar{\partial} + \begin{pmatrix} \bar{a}_1 & \bar{a}_2 \\ \bar{a}_3 & \bar{a}_4 \end{pmatrix} d\bar{z},$$

where $\bar{\partial}$ is the trivial holomorphic structure induced by the coordinate z . As $(\Phi, \bar{\partial}_E)$ is a Higgs bundle it holds $\bar{\partial}_E \Phi = 0$, i. e.

$$0 = \partial_{\bar{z}} \varphi + [A_{\bar{z}}, \varphi].$$

In some more detail: Let s be any section, then it holds:

$$\begin{aligned}
 0 &= (\bar{\partial}_E \varphi)s = \bar{\partial}_E(\varphi s) - \varphi \bar{\partial}_E(s) = \partial_{\bar{z}}(\varphi s) + A_{\bar{z}}\varphi s - \varphi \partial_{\bar{z}}s - \varphi A_{\bar{z}} \\
 &= \begin{pmatrix} \partial_{\bar{z}}(f^{1/2}s_1) \\ -\partial_{\bar{z}}(f^{1/2}s_2) \end{pmatrix} + \begin{pmatrix} \bar{a}_1 & \bar{a}_2 \\ \bar{a}_3 & \bar{a}_4 \end{pmatrix} \begin{pmatrix} f^{1/2} & 0 \\ 0 & -f^{1/2} \end{pmatrix} s \\
 &\quad - \begin{pmatrix} f^{1/2} & 0 \\ 0 & -f^{1/2} \end{pmatrix} \begin{pmatrix} \partial_{\bar{z}}s_1 \\ \partial_{\bar{z}}s_2 \end{pmatrix} - \begin{pmatrix} f^{1/2} & 0 \\ 0 & -f^{1/2} \end{pmatrix} \begin{pmatrix} \bar{a}_1 & \bar{a}_2 \\ \bar{a}_3 & \bar{a}_4 \end{pmatrix} s \\
 &= \begin{pmatrix} (\partial_{\bar{z}}f^{1/2})s_1 \\ -(\partial_{\bar{z}}f^{1/2})s_2 \end{pmatrix} + \begin{pmatrix} -2\bar{a}_2f^{1/2}s_2 \\ 2\bar{a}_3f^{1/2}s_1 \end{pmatrix}.
 \end{aligned}$$

Plugging in $s = (1, 0)$ and $s = (0, 1)$ we obtain $\bar{a}_2 = \bar{a}_3 = 0$. □

We now introduce the standard neighborhood on which most of the following local calculations take place, for which we recall the ca -triangulations of section 3.1. We take $-q = \det \Phi$ and consider any generic angle ϑ i. e. the corresponding ϑ -triangulation has no finite ϑ -trajectories. For any edge of the triangulation we consider the two triangles that share this edge. They form a quadrilateral Q bounded by four different ϑ -trajectories inside some bigger open patch $U \subset C$. The trajectories connect four different weakly parabolic points and inside the quadrilateral are two (distinct) zeroes of $\det \phi$ (cf. figure 1).

Now we may take a simple closed curve in U that touches all four weakly parabolic points and whose interior $O \subset U$ contains all four ϑ -trajectories that bound the quadrilateral. Inside O we may also take a simple closed curve whose interior $\tilde{O} \subset O$ contains both zeroes of $\det \Phi$. Then $S := O \setminus \tilde{O}$ is homeomorphic to an annulus, does not contain the zeroes or poles of $\det \Phi$, but does contain the ϑ -trajectories that form the boundary of the quadrilateral.

Definition 4.3

Let q be a generic differential and ϑ a generic angle. Any quadrilateral obtained from two triangles that share an edge shall be called a *standard quadrilateral* and any domain $S \in \mathcal{C}$ constructed in the way described above out of Q shall be called a *standard annulus*⁷ of the triangulation. In particular such a domain does not contain any of the critical points of $-q$ and any simple closed curve in S surrounds either no or two zeroes of $-q$ in Q .

Note that if we vary $-q = \det \Phi$ or the the angle ϑ of the ca -triangulation the poles, zeroes and curves may vary. If we do this continuously depending on some parameter ϵ all the parts depend continuously on $-q$ and ϑ (except for the critical values for ϑ). Thus it is always possible to choose a domain that is a standard annulus for all ϵ in some interval.

⁷Although such a domain is homeomorphic to an annulus it has to be noted that as the ϑ -trajectories form logarithmic spirals near the parabolic points the whole domain forms such a spiral structure there. The important fact is, that the boundary of the annulus can be taken between any such two spirals.

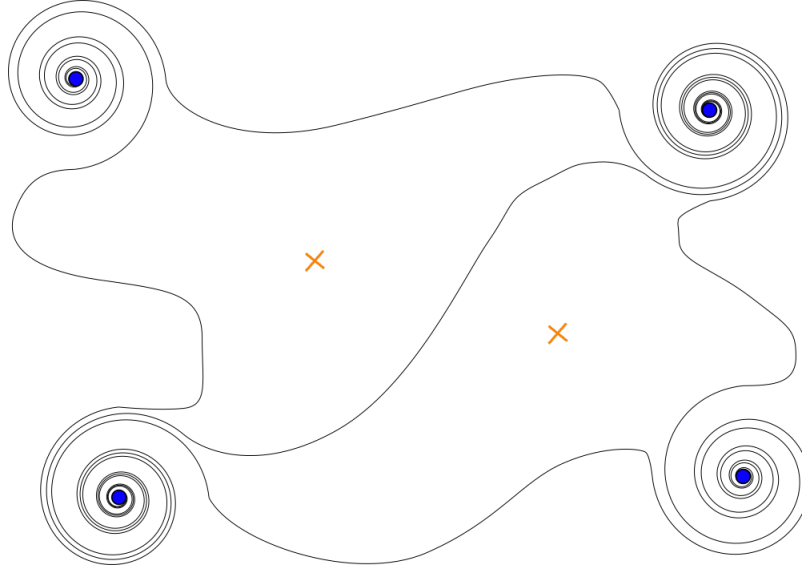


Figure 1: A standard quadrilateral consisting of two triangles that share a common ca -trajectory. The blue dots represent weakly parabolic points and the orange crosses represent zeroes of $-q$.

Thus defined we now establish that a standard annulus is a good working environment for our case. For the rest of this section a Higgs field Φ with determinant $-q$ a generic differential and a generic angle ϑ shall be fixed.

Lemma 4.4

Let $\Phi = \varphi dz$ be a Higgs field on a standard quadrilateral Q standard annulus S . Then there exists a (holomorphic) frame on S in which φ is diagonal.

Proof. Let $c : [a, b] \rightarrow C$ be a simple closed curve in S . Then c is homotopic to a point or c surrounds the two zeroes of $-q = \det \Phi$ in Q . As c can't surround only one zero a standard result of complex analysis shows that a well defined square root $q^{1/2}$ on the whole annulus can be chosen. (This corresponds to choosing one sheet of the double cover by the spectral curve.) In every point x in S the eigenvalues $\pm q^{1/2}(x)$ are distinct and as the square root is well defined they don't interchange. Thus we obtain two disjoint eigenspaces E_{x+}, E_{x-} in every point x which form two distinct line bundles E_+, E_- on S . Locally we can thus choose a frame in which φ is diagonal. As $\bar{\partial}_E(\Phi) = 0$, the diagonality of φ implies as of Lemma 4.2 that the holomorphic structure $\bar{\partial}_E$ is diagonal, i. e. splits into a holomorphic structure on each line bundle. Thus E_+ and E_- are holomorphic line bundles. Since they are defined on the non-compact Riemann surface S they have to be holomorphically trivial (see [For81] p. 229). Thus we can choose some non-vanishing sections over S with respect to which φ will be diagonal on all of S . \square

In the following we compute the local forms of the Higgs field, its adjoint and the Chern connection of the holomorphic structure w. r. t. the Hermitian metric h_R on a standard annulus or subsets

thereof. For these computations we first need to collect the information on h_R from [Fre+20] which for simplicity we will just call $h := h_R$ for the rest of the section keeping in mind that all the constructions are considered for large enough R . So we start by choosing the approximate metric h_0 , which was defined in [Fre+20] as h_R^{app} , as our background metric on E . In [Fre+20] it is shown for $\text{pdeg}(\mathcal{E}) = 0$ that $h_0 = h_R^{app}$ is adapted to the parabolic structure for weakly parabolic bundles and induces the fixed flat Hermitian structure on $\text{Det}E$.⁸ The metric is defined in such a way that away from zeroes of q the eigenspaces of Φ are orthogonal, thus Φ is represented by a diagonal matrix in any frame given by sections of the eigenspaces such as the frame constructed above in which φ is diagonal. In [Fre+20] we also find local forms for h_0 near all the different exceptional points for q . Here we only note the holomorphic frame above can be rescaled into a frame $F^* := (e_1^*, e_2^*)$ on S s. t. the matrix H_0 representing h_0 has the following form near the (double) poles p_i of q :

$$H_0 = Q \begin{pmatrix} |z|^{2\alpha_1(p)} & 0 \\ 0 & |z|^{2\alpha_2(p)} \end{pmatrix}.$$

Here α_1, α_2 are the parabolic weights and Q is some locally defined and non-vanishing smooth function, completely determined by $h_{\text{Det}\mathcal{E}}$, the choice of holomorphic section of $\text{Det}\mathcal{E}$ and coordinate z . Note that this metric coincides with h_∞ in [Fre+20]. For our calculations it is convenient to change to an h_0 -unitary frame near the p_i , so we define

$$\tilde{e}_1 = \frac{e_1^*}{Q^{1/2}|z|^{\alpha_1}}, \quad \tilde{e}_2 = \frac{e_2^*}{Q^{1/2}|z|^{\alpha_2}}.$$

Then it holds $H_0 = E_2$ in the frame $(\tilde{e}_1, \tilde{e}_2)$ near the p_i .

Away from poles or zeros of $\det\Phi$ the metric is still diagonal in any holomorphic frame and has the general form

$$H_0 = \begin{pmatrix} f & 0 \\ 0 & g \end{pmatrix}$$

for some non-vanishing functions f, g . Thus via some diagonal transformation we obtain the local form $H_0 = E_2$ everywhere away from zeros of $\det\Phi$ in this frame \tilde{F} . Note that scaling away Q is not strictly necessary but rather simplifies a lot of the following expression. It is also convenient to make another (h_0 -unitary) transformation to obtain a certain form for the matrix-coefficients representing the holomorphic structure $\bar{\partial}_E$.

Lemma 4.5

On the standard annulus S there exists an h_0 -unitary frame F in which the Higgs field is diagonal as is the matrix representing the holomorphic structure $\bar{\partial}_E$. Additionally the Chern connection w. r. t. h_0 is represented by a 1-form valued matrix C with $dC = 0$ for the standard differential $d = \partial + \bar{\partial}$.

⁸While it seems likely that their arguments can be adapted to case of $\text{pdeg}(\mathcal{E}) \neq 0$ we will constrain ourselves to case of $\text{pdeg}(\mathcal{E}) = 0$ where it is useful.

Proof. Let \tilde{F} be the aforementioned h_0 -unitary frame. In this frame the Higgs field is diagonal and as of Lemma 4.2 the holomorphic structure is of the form

$$\bar{\partial}_E = \bar{\partial} + \begin{pmatrix} \tilde{a}_1 & 0 \\ 0 & \tilde{a}_2 \end{pmatrix} d\bar{z},$$

for some differentiable functions \tilde{a}_1 and \tilde{a}_2 . Again we use the fact that the standard annulus is a non-compact Riemann surface and thus there exist functions A_1 and A_2 , s. t. $\bar{\partial}A_1 = \tilde{a}_1 d\bar{z}$ and $\bar{\partial}A_2 = \tilde{a}_2 d\bar{z}$ (see [For81], Theorem 25.6). With $T_1 := -i\text{Im}(A_1)$ and $T_2 := -i\text{Im}(A_2)$ define the (unitary) transition matrix

$$g := \begin{pmatrix} e^{T_1} & 0 \\ 0 & e^{T_2} \end{pmatrix}.$$

and let F denote the frame obtained from this change of basis. It is still h_0 -unitary, so $H_0 = E_2$ while the holomorphic structure has the form

$$\bar{\partial}_E = \bar{\partial} + A := \bar{\partial} + \begin{pmatrix} \tilde{a}_1 & 0 \\ 0 & \tilde{a}_2 \end{pmatrix} d\bar{z} + \begin{pmatrix} T_1 & 0 \\ 0 & T_2 \end{pmatrix} d\bar{z}.$$

As the frame is unitary, the matrix representing the Chern connection w. r. t. h_0 is simply $C := A - \bar{A}^t$. A straight forward calculation now shows that $dC = 0$. \square

This specific choice of frame will be useful in section 6.1 as it allows for a simple construction of the leading terms of the Fock-Goncharov-coordinates. In almost all of the following calculations we will work in this frame, so we denote it as our standard.

Definition 4.6

The h_0 -unitary frame F constructed in Lemma 4.5 on a standard annulus S shall be called the *standard frame* on S .

4.2 Local forms of Higgs pairs

We now want to describe the harmonic metric h in the h_0 -unitary frame F , which as of [Fre+20] we obtain for large enough R by the action of a gauge transformation g acting on h_0 via $h = g \cdot h_0(v, w) = h_0(gv, gw)$. In the chosen gauge we have $h_0(v, w) = \bar{v}^t H_0 w$ and thus

$$g \cdot h_0(v, w) = \bar{g}v^t H_0 gw = \bar{v}^t \bar{g}^t H_0 gw = \bar{v}^t \bar{g}^t gw.$$

Let H be the matrix representing h in this gauge, i. e. $h(v, w) = \bar{v}^t H w$. Then, as $h = g \cdot h_0$ we obtain $H = \bar{g}^t H_0 g = \bar{g}^t g$. Now from [Fre+20] we have $g = \exp(\gamma)$ for γ h_0 -Hermitian and traceless, so g is also h_0 -Hermitian and has determinant 1. We write g accordingly as

$$g =: \begin{pmatrix} a & b \\ \bar{b} & d \end{pmatrix}$$

with a, d real-valued functions on S and $ad - |b|^2 = 1$. The behavior of the entries of g is determined by the behavior of the entries of γ in the following way:

Lemma 4.7

Let γ be tracefree and h_0 -hermitian with $D := \det(\gamma)$. Then

$$g = \exp(\gamma) = \cosh(\sqrt{-D})E_2 + \frac{\sinh(\sqrt{-D})}{\sqrt{-D}}\gamma.$$

Proof. This is a standard calculation: As γ is tracefree and h_0 -hermitian we may write it as

$$\gamma = \begin{pmatrix} l & o \\ \bar{o} & -l \end{pmatrix}$$

for some real valued function l and complex valued function o . Thus $D := \det(\gamma) = -l^2 - |o|^2 \leq 0$ and $\gamma^2 = -DE_2$. From this we obtain

$$\begin{aligned} \exp(\gamma) &= \sum_{k=0}^{\infty} \frac{\gamma^k}{k!} = \sum_{k=0}^{\infty} \frac{\gamma^{2k}}{(2k)!} + \sum_{k=0}^{\infty} \frac{\gamma^{2k+1}}{(2k+1)!} \\ &= \sum_{k=0}^{\infty} \frac{(-D)^k E_2}{(2k)!} + \sum_{k=0}^{\infty} \frac{(-D)^k \gamma}{(2k+1)!} = \sum_{k=0}^{\infty} \frac{\sqrt{-D}^{2k}}{(2k)!} E_2 + \sum_{k=0}^{\infty} \frac{\sqrt{-D}^{2k}}{(2k+1)!} \gamma \\ &= \sum_{k=0}^{\infty} \frac{\sqrt{-D}^{2k}}{(2k)!} E_2 + \frac{1}{\sqrt{-D}} \sum_{k=0}^{\infty} \frac{\sqrt{-D}^{2k+1}}{(2k+1)!} \gamma = \cosh(\sqrt{-D})E_2 + \frac{\sinh(\sqrt{-D})}{\sqrt{-D}}\gamma. \end{aligned}$$

□

This Lemma relates the properties of γ to the properties of g , from which we obtain the necessary information about H as we have:

$$H = \bar{g}^t g = \begin{pmatrix} a^2 + |b|^2 & (a+d)b \\ (a+d)\bar{b} & d^2 + |b|^2 \end{pmatrix} =: \begin{pmatrix} \alpha & \beta \\ \bar{\beta} & \delta \end{pmatrix}.$$

We will use the following observation in some calculations later on:

Lemma 4.8

In the standard frame F on the standard annulus the matrix H that represents the Hermitian harmonic metric h has determinant 1.

Proof. This follows readily from the discussion of the local form above as g has determinant 1. □

We are interested in the decaying behavior of the entries of H near weakly parabolic points and we will also need the behavior of the entries of $H^{-1}\partial H$. Using 4.8 we obtain

$$H^{-1}\partial H = \begin{pmatrix} \delta\partial\alpha - \beta\partial\bar{\beta} & \partial(\beta\delta) \\ -\partial(\alpha\bar{\beta}) & -(\delta\partial\alpha - \beta\partial\bar{\beta}) \end{pmatrix} =: \begin{pmatrix} h_1 & h_2 \\ h_3 & -h_1 \end{pmatrix}.$$

We now obtain all the information from the properties of γ which were established in [Fre+20].

Lemma 4.9

There exists a local coordinate z centered around any weakly parabolic point, such that the following asymptotics hold for the functions defined above (with $r := |z|$) for some $\mu > 0$ and all $1 \leq i \leq 3$:

$$a, d, \alpha, \delta = O(1), \quad b, \beta = O(r^\mu), \quad h_i = O(r^{\mu-1}).$$

Furthermore, if ϵ denotes a C^2 -coordinate of \mathcal{M}' , then the derivatives w. r. t. ϵ exist and have the same asymptotics:

$$\begin{aligned} \partial_\epsilon a, \partial_\epsilon d, \partial_\epsilon \alpha, \partial_\epsilon \delta &= O(1), & \partial_\epsilon b, \partial_\epsilon \beta &= O(r^\mu), \\ \partial_\epsilon^2 a, \partial_\epsilon^2 d, \partial_\epsilon^2 \alpha, \partial_\epsilon^2 \delta &= O(1), & \partial_\epsilon^2 b, \partial_\epsilon^2 \beta &= O(r^\mu), \\ \partial_\epsilon h_i, \partial_\epsilon^2 h_i &= O(r^{\mu-1}). \end{aligned}$$

Additionally there exist constants $C, \nu > 0$ s. t.

$$|r^{-\mu}b|, |r^{-\mu}\beta|, |r^{1-\mu}h_i| \leq Ce^{-\nu R} \quad \text{and} \quad |r^{1-\mu}\partial_\epsilon h_i| \leq Ce^{-\nu R}$$

for large enough R .

Proof. One important result in [Fre+20] is that the gauge transformation γ that transforms the approximate solution of the Hitchin equations lies in the Friedrichs domain $\mathcal{D}_{\text{Fr}}^{0,\alpha}(\nu)$. In particular γ has a partial expansion in (non-negative) powers of r , where the first term is a constant diagonal matrix. (See p. 23 ff. of [Fre+20] for a characterization of the domain.) This gives the first asymptotics for the entries of γ by definition of the domain .

The ϵ -differentiability for the entries of γ follows from an appropriate enhancement of the application of the inverse function theorem that shows the existence of γ . The asymptotics for the ϵ -derivatives follow readily as the r -dependence in $\mathcal{D}_{\text{Fr}}^{0,\alpha}(\nu)$ is independent of the ϵ -dependence.

Finally the exponential suppression is also an explicit part of the result of [Fre+20].

This shows all the conditions for the entries of γ . As $\det(\gamma)$ is well defined and non-zero on the standard annulus it follows from Lemma 4.7 that the properties also hold for the entries of g and correspondingly for H . The properties for the h_i follow in the same way, using the fact, that the first two polar derivatives also lie in the corresponding domain as shown in [Fre+20]. \square

With this information we can now calculate the rest of the protagonists of our construction.

Corollary 4.10

In the standard frame F on the standard annulus S the adjoint Higgs field (w. r. t. the harmonic metric h) can be written as

$$\Phi^{*h} = \left(\overline{f^{1/2}} \sigma^3 + \overline{f^{1/2}} \varphi^{er} \right) d\bar{z}$$

for φ^{er} some traceless matrix whose entries are $O(r^\mu)$ for some $\mu > 0$ near any weakly parabolic point.

Proof. Using 4.8 the adjoint Higgs field $\Phi^{*h} = \varphi^{*h} d\bar{z}$ is calculated as

$$\begin{aligned} \varphi^{*h} &= H^{-1} \bar{\varphi}^t H = \begin{pmatrix} \delta & -\beta \\ -\bar{\beta} & \alpha \end{pmatrix} \begin{pmatrix} \overline{f^{1/2}} & 0 \\ 0 & -\overline{f^{1/2}} \end{pmatrix} \begin{pmatrix} \alpha & \beta \\ \bar{\beta} & \delta \end{pmatrix} \\ &= \overline{f^{1/2}} \begin{pmatrix} \alpha\delta + |\beta|^2 & 2\delta\beta \\ -2\alpha\bar{\beta} & -\alpha\delta - |\beta|^2 \end{pmatrix} = \begin{pmatrix} \overline{f^{1/2}} & 0 \\ 0 & -\overline{f^{1/2}} \end{pmatrix} + 2\overline{f^{1/2}} \begin{pmatrix} |\beta|^2 & \delta\beta \\ -\alpha\bar{\beta} & -|\beta|^2 \end{pmatrix}. \end{aligned}$$

Thus the adjoint Higgs field consists of a diagonal leading term plus a remainder whose entries are all at least linear in $|\beta|$. As of Lemma 4.9 the remainder behaves in specified way. \square

The final ingredient is the Chern connection for $\bar{\partial}_E$ for the harmonic metric h , which we also want to describe with a "simple" leading term and a "small" remainder.

Corollary 4.11

In the frame standard frame F on the standard annulus S the Chern connection A (w. r. t. the harmonic metric h) of $\bar{\partial}$ can be expressed as

$$A = d + \begin{pmatrix} \overline{a_1} d\bar{z} - a_1 dz & 0 \\ 0 & \overline{a_2} d\bar{z} - a_2 dz \end{pmatrix} + (a_2 - a_1) A^{er} dz + H^{-1} \partial H,$$

where $d = \partial + \bar{\partial}$ is the standard differential and A^{er} is some traceless matrix whose entries are $O(r^\mu)$ for some $\mu > 0$ near any parabolic point.

Proof. By construction the holomorphic structure in the standard frame F has the form

$$\bar{\partial}_E = \bar{\partial} + A_{\bar{z}} = \bar{\partial} + \begin{pmatrix} \overline{a_1} & 0 \\ 0 & \overline{a_2} \end{pmatrix} d\bar{z},$$

for some function a_1, a_2 . A direct calculation using that H is h_0 -hermitian shows that the Chern connection $d_A = d + A$ with respect to h is given as

$$d + A = d + A_{\bar{z}} d\bar{z} - A_{\bar{z}}^{*h} dz + H^{-1} \partial H.$$

So we need to calculate $A_{\bar{z}}^{*h}$, which becomes

$$\begin{aligned} A_{\bar{z}}^{*h} &= H^{-1} \overline{A_{\bar{z}}} H = \begin{pmatrix} \delta & -\beta \\ -\bar{\beta} & \alpha \end{pmatrix} \begin{pmatrix} a_1 & 0 \\ 0 & a_2 \end{pmatrix} \begin{pmatrix} \alpha & \beta \\ \bar{\beta} & \delta \end{pmatrix} dz \\ &= \begin{pmatrix} a_1 \alpha \delta - a_2 |\beta|^2 & (a_1 - a_2) \delta \beta \\ -(a_1 - a_2) \alpha \bar{\beta} & a_2 \alpha \delta - a_1 |\beta|^2 \end{pmatrix} dz = \begin{pmatrix} a_1 & 0 \\ 0 & a_2 \end{pmatrix} + (a_1 - a_2) \begin{pmatrix} |\beta|^2 & \delta \beta \\ -\alpha \bar{\beta} & -|\beta|^2 \end{pmatrix} dz, \end{aligned}$$

where we used 4.8. Thus the whole connection becomes

$$d_A = d + \begin{pmatrix} \overline{a_1} d\bar{z} - a_1 dz & 0 \\ 0 & \overline{a_2} d\bar{z} - a_2 dz \end{pmatrix} + (a_2 - a_1) \begin{pmatrix} |\beta|^2 & \delta \beta \\ -\alpha \bar{\beta} & -|\beta|^2 \end{pmatrix} dz + H^{-1} \partial H.$$

Again the structure is that of a diagonal leading term and an remainder term whose entries depend at least linearly on $|\beta|$ and thus have the specified decaying behavior. \square

Note that the factor $H^{-1} \partial H$ should also be considered as part of the remainder term as it is part of the deviation from the diagonal leading term. It consists only of data coming from the harmonic metric and thus only depends indirectly (via the solution of Hitchin's equation) on the Higgs field and holomorphic structure. Most importantly it also has the pole-structure we need: In 4.9 it was shown that the h_i are $O(r^{\mu-1})$ while b and β are $O(r^\mu)$. This matches in the emerging formula in section 6, as the other remainder terms for the Higgs field and the Chern connection obtain a pole of order 1 through $\overline{f^{1/2}}$ and $a_2 - a_1$.

Remark 4.12

We have obtained the structure of a leading term plus a "small" remainder for both the data from the Higgs field Φ and from the connection A which will together form the connection matrix for a connection ∇ in the next section. The remainder $\overline{f^{1/2}} \varphi^{er} d\bar{z} + (a_2 - a_1) A^{er} dz + H^{-1} \partial H$ of this matrix is traceless which is seen directly for the parts φ^{er} and A^{er} and follows for $H^{-1} \partial H$ by a simple calculation from the fact that H has constant determinant.

As φ is traceless by definition of our moduli space the only part that isn't comes from the leading part of the Chern connection A . One could arrange for this part to also be traceless by shifting the parabolic weights, which simplifies some of the following calculations and which is actually the form [GMN13b] use. We don't do this here as we follow the set-up of [Fre+20]. Additionally this shows that no specific choice of weights is necessary. However, thinking of A as traceless leads to more convenient formulas and our treatment actually shows that one can think of these objects in this way without loosing any important structure.

We have now obtained all of the data that we need for the following constructions and would like to compute the Darboux coordinate system as described in section 3.2. That is, we can construct $\nabla(\zeta) = \frac{R}{\zeta} \Phi + A + R\zeta \Phi^{*h}$ for $\zeta \in \mathbb{C}^\times$ and try to solve the flatness equation $\nabla(\zeta)v = 0$, where we observe the aforementioned structure of a diagonal leading term and a "small" remainder. As it turns out it is possible to solve this equation along ca -curves but to do so in a proper way, one needs some non-standard theory for singular ODEs which we will develop in the next section.

5 Initial value problems at infinity

The crucial ingredient in our construction are the so called "small flat sections" obeying the flatness equation of a connection build out of a Higgs pair. This connection, when trivialized along a ca -curve, becomes a 2×2 non-autonomous linear ODE. The small flat sections are supposed to be solutions of this ODE that decay in a certain way as $t \rightarrow \infty$. Thus we want to solve an ODE uniquely (up to a complex multiple) by demanding a certain behaviour at ∞ , which differs substantially from the usual boundary value problems where the boundary value is given at a finite time. This becomes a problem as we want to differentiate the solutions with respect to a parameter and the standard theory requires a boundary value or initial value at some finite time. It turns out, that to solve this problem the theory of Volterra integral equations is helpful, as they encode the boundary value in an explicit term of the equation. This allows for a rigorous definition of the small flat section and furthermore exploration of their differentiable behavior. Therefore we will use this section to study these types of equations. We will completely ignore the origin of the problem in the theory of Higgs bundles in this section and instead develop the theory in its own purely analytical setting, which may also be of interest in its own right and for completely different applications.

Before we start let us briefly summarize, what is known for this sort of equations. Generally a linear Volterra equation of the second kind is an equation of the form

$$x(t) = a(t) - \int_b^t K(t, s)x(s)ds. \quad (4)$$

which has to be solved for some function x which may take values in any vector space for which the operations make sense. The "second kind" refers to the existence of the $a(t)$ term, which takes the aforementioned role of the initial value as one can see by evaluating x at $t = b$. The term K is the so called integral kernel, which is the main object of study to determine whether solutions exist, are smooth and so on.

The equations we consider however are different in the important detail, that the integral is evaluated up to infinity:

$$x(t) = a(t) - \int_t^\infty K(t, s)x(s)ds. \quad (5)$$

Now in this equation a becomes the "boundary value at infinity". We know from the work of Levinson [Lev48] that in some cases a specific solution can be constructed, but as one might guess, the general theory becomes a bit more intricate mostly because we can't work on compact intervals. One article studying this problem is [FO08] by D. Franco and D. O'Regan. They show the existence of solutions for specific kernels but mostly consider kernels with some periodic behavior that we don't assume here. Additionally they do not consider the differentiable dependence on parameters.

A better guiding light is instead the article [Win10] by A. Windsor. He studies equations of the finite form (4) and proves existence, continuity and smoothness of the solutions with respect to parameters.

Most of our arguments are adaptations of his treatment to our case, as is the general structure of this section. But quite some work has to be done to make the theory work for the unbounded intervals on which the integral lives. This becomes most apparent when it comes to the differentiable dependence, where the assumptions on the integral kernel are quite strong and in fact stronger, then one might deem necessary, i. e. we have to demand that K and a are two times differentiable to obtain one time differentiability for our solution. We will also need a product structure on the kernel that exists in our special case as the ODE from which the integral equation arises has a leading part and a bounded remainder term. The product structure then arises as we transform the ODE into the integral equation. This is quite a special structure but it may appear in different settings and the theory we develop should be worth looking at whenever an ODE splits into a well behaved leading part and some small perturbation.

5.1 Existence and uniqueness

We want to start with proving the unique existence of a solution of equations of the type (5). Our main tool for this is the Banach-Caccioppoli contraction mapping principle, which we will also need for the smooth dependence.

Theorem 5.1 (Contraction mapping principle)

Let (X, d) be a complete metric space and $P : X \rightarrow X$ be a contraction mapping, i. e. there exists $0 \leq \lambda < 1$ s. t.

$$d(P(x), P(y)) \leq \lambda d(x, y)$$

for all $x, y \in X$.

Then P has a unique fixed point, which will be denoted by $\omega(P)$. Moreover, for any $x \in X$ we have

$$d(x, \omega(P)) < \frac{d(x, P(x))}{1 - \lambda}.$$

To use this we have to start by building our function spaces. We fix a positive number $n \in \mathbb{N}$ for the dimension of our target space (in our application this would be $n = 2$). For any $T \in \mathbb{R}$ consider functions on the interval $[T, \infty)$, so our space X will be

$$B_T := \{f \in C([T, \infty), \mathbb{C}^n) : \exists M \in \mathbb{R}, \forall x \in [T, \infty) : |f(x)| \leq M\},$$

the space of continuous bounded functions on the half line beginning with T with values in \mathbb{C}^2 (where $|f(x)|$ denotes the usual euclidean norm on \mathbb{C}^n). It is well known that B_T is complete with respect to the metric d_∞ induced by the sup-norm

$$\|f\|_\infty := \sup_{x \in [T, \infty)} |f(x)|,$$

so from now on B_T shall be equipped with this norm. In order to obtain the contraction property we will need our kernel to decay fast enough. They will live on triangles starting with T , i. e. we write $\Delta(T) := \{(t, s) \in \mathbb{R}^2 : T \leq t \leq s\}$. Then the 'good' kernels will be the ones in

$$\mathcal{K}_T := \left\{ K \in C(\Delta(T), M_n(\mathbb{C})) : \sup_{t \in [T, \infty)} \int_t^\infty \|K(t, s)\| ds < 1 \right\}.$$

The bound for the norm of the integral will be the contraction factor, so we denote it from now on by $\lambda := \sup_{t \in [T, \infty)} \int_t^\infty \|K(t, s)\| ds < 1$. The choice of matrix norm is not important at this point, so we just take the operator norm. We consider \mathcal{K}_T equipped with the metric $d_{\mathcal{K}}(K_1, K_2) := \sup_{t \in [T, \infty)} \int_t^\infty \|K_1(t, s) - K_2(t, s)\| ds$. Now we are ready to formulate our existence and uniqueness result similar to the one in [Win10]:

Theorem 5.2 (Existence and uniqueness)

Let $T \in \mathbb{R}$, $a \in B_T$ and $K \in \mathcal{K}_T$. Then there exists a unique solution of the integral equation

$$x(t) = a(t) - \int_t^\infty K(t, s)x(s)ds, \quad (6)$$

on the intervall $[T, \infty)$ and this solution is an element of B_T .

Proof. For any $\phi \in B_T$ we know from the integral property of K that $\int_t^\infty K(t, s)\phi(s)ds$ exists for $t \geq T$. As a is also bounded it follows that

$$P(\phi)(t) := a(t) - \int_t^\infty K(t, s)\phi(s)ds.$$

defines an operator $P : B_T \rightarrow B_T$. For two elements $\phi_1, \phi_2 \in B_T$ we obtain

$$\begin{aligned} d_\infty(P(\phi_1), P(\phi_2)) &\leq \sup_{t \in [T, \infty)} \left| \int_t^\infty K(t, s)(\phi_1(s) - \phi_2(s))ds \right| \\ &\leq \sup_{t \in [T, \infty)} \int_t^\infty \|K(t, s)\| |\phi_1(s) - \phi_2(s)| ds \\ &\leq \sup_{t \in [T, \infty)} \int_t^\infty \|K(t, s)\| ds \sup_{t \in [T, \infty)} |\phi_1(s) - \phi_2(s)| \\ &= \lambda d_\infty(\phi_1, \phi_2), \end{aligned}$$

where $\lambda < 1$ since $K \in \mathcal{K}_T$. Thus P is a contraction mapping and we obtain a unique fixed point $x \in B_T$. Although this solution is unique in B_T there could still exist another (non-continuous) solution of 6. This possibility may be excluded as follows:

A non-continuous solution would still lead to a continuous function

$$a(t) - \int_t^\infty K(t, s)x(s)ds$$

as a is continuous, K is continuous in t and the integral over a bounded function is continuous. But as this expression equals x the solution has to be continuous in the first place. \square

Remark 5.3

Windsor gives another argument to prove that there can't be a non-continuous bounded solution, using that the difference of two solutions also satisfies an integral equation and obtaining a contradiction for the case of the difference being non-zero. His argument would also work for our case but it requires more estimates. It may be more interesting to note, that he can't use our argument as he doesn't demand his kernel to be continuous in t . Thus, although the integration over s leads to a continuity from the integral, there may still be a non-continuous part in K .

Later on, we will need the aforementioned estimate for the fixed point.

Corollary 5.4

The following estimate holds for the solution x of 6:

$$\|x\|_\infty = d_\infty(0, x) \leq \frac{d_\infty(0, P(0))}{1 - \lambda} = \frac{\|a\|_\infty}{1 - \lambda}. \quad (7)$$

5.2 Continuous dependence

Now that we have the unique existence, we consider the case, where a and K may vary in order to obtain first continuous and then differentiable dependence on the parameters of the solution. We start with the continuous dependence by restating Windsors theorem and proof concerning arbitrary contraction maps on metric spaces. For this denote by $Ctr(X)$ the space of contraction maps on a complete metric space (X, d) . Every contraction map is Lipschitz continuous and therefore we can regard $Ctr(X)$ as a subspace of the space $C(X)$ of continuous functions on X . We consider on $Ctr(X)$ the supremum ∞ -metric d_0 , i. e. $d_0(P, Q) := \sup_{x \in X} d(P(x), Q(x))$. Note that the value of d_0 may indeed be ∞ in general settings but this has no consequences for the questions regarding continuity here. Additionally in the main Theorem 5.6 of this subsection the space of interest is shown to be of finite diameter, where d_0 becomes an honest metric. As every contraction map $P \in Ctr(X)$ has a unique fixed point $\omega(P)$, we can define the map

$$\omega : Ctr(X) \rightarrow X, \quad P \mapsto \omega(P).$$

With this [Win10] first obtains the following result:

Lemma 5.5

The function ω is continuous.

Proof. Let $P \in Ctr(X)$. Then there is some $0 \leq \lambda < 1$, s. t.

$$d(P(x), P(y)) \leq \lambda d(x, y)$$

holds for all $x, y \in X$. Let $\epsilon > 0$ and define $\delta := (1 - \lambda)\epsilon$. Now let $Q \in Ctr(X)$ be a contraction mapping with $d_0(P, Q) < \delta$. We apply the estimate from the contraction mapping theorem for P to $\omega(Q)$ to obtain

$$\begin{aligned} d(\omega(Q), \omega(P)) &< \frac{d(\omega(Q), P(\omega(Q)))}{1 - \lambda} = \frac{d(Q(\omega(Q)), P(\omega(Q)))}{1 - \lambda} \\ &< \frac{\delta}{1 - \lambda} = \epsilon. \end{aligned}$$

Thus ω is a continuous function. □

Now we come to the continuous dependence for our solutions. For this denote the unique solution of 6 for any $a \in B_T$ and $K \in \mathcal{K}$ by $x_{a,K} \in B_T$. (Note that $x_{a,K}$ thus does depend on T , but as T is just a parameter that is fixed from the beginning, we don't write this dependence into the notation.) We now claim:

Theorem 5.6 (Continuous dependence)

Fix $T \in \mathbb{R}$. Then the map

$$X : B_T \times \mathcal{K}_T \rightarrow B_T$$

given by $X(a, K) := x_{a,K}$ is continuous (where $B_T \times \mathcal{K}_T$ is equipped with the usual product metric.)

Proof. Again the proof works similar to the one found in [Win10]. Fix $a \in B_T$ and $K \in \mathcal{K}_T$. We consider $\mathcal{B} := \{\phi \in B_T : d_\infty(\phi, x_{a,K}) < 1\}$. By the arguments from the beginning the operator

$$P_{a,k}(\phi)(t) := a(t) - \int_t^\infty K(t, s)\phi(s)ds$$

is a contraction mapping on B_T and for $\phi \in \mathcal{B}$ it holds

$$d_\infty(P_{a,k}(\phi), x_{a,K}) = d_\infty(P_{a,k}(\phi), P_{a,K}(x_{a,K})) \leq \lambda d_\infty(\phi, x_{a,K})$$

for $\lambda = \sup_{t \in [T, \infty)} \int_t^\infty \|K(t, s)\| ds < 1$. Thus $P_{a,k}(\phi)$ descends to a contraction mapping on (i. e. takes values in) \mathcal{B} with contraction factor λ .

Now take $a' \in B_T$ and $K' \in \mathcal{K}_T$. Then it holds

$$\begin{aligned} \|P_{a',K'}(\phi) - P_{a,K}(\phi)\|_\infty &\leq \|a' - a\| + \left\| \int_t^\infty (K'(t, s) - K(t, s))\phi(s)ds \right\|_\infty \\ &\leq \|a' - a\|_\infty + \gamma \|\phi\|_\infty, \end{aligned} \tag{8}$$

for

$$\gamma := \sup_{t \in [T, \infty)} \int_t^\infty \|K'(t, s) - K(t, s)\| ds = d_{\mathcal{K}}(K, K').$$

Note that γ is finite as K' and K are elements of \mathcal{K}_T . Again as before $P_{a', K'}$ is a contraction mapping on B_T and we now want to obtain a condition under which $P_{a', K'}$ also descends to a contraction mapping on \mathcal{B} . For this assume that a' and K' are such that

$$\|a' - a\|_\infty + \gamma(\|x_{a, K}\|_\infty + 1) < 1 - \lambda$$

holds. Then via triangle inequality and the fact that $x_{a, K}$ is the fixed point of $P_{a, K}$ we obtain

$$\begin{aligned} d_\infty(P_{a', K'}(\phi), x_{a, K}) &\leq d_\infty(P_{a', K'}(\phi), P_{a, K}(\phi)) + d_\infty(P_{a, K}(\phi), x_{a, K}) \\ &\leq \|P_{a', K'}(\phi) - P_{a, K}(\phi)\|_\infty + d_\infty(P_{a, K}(\phi), P_{a, K}(x_{a, K})) \\ &\leq \|a' - a\|_\infty + \gamma \|\phi\|_\infty + \lambda d_\infty(\phi, x_{a, K}) \\ &\leq \|a' - a\|_\infty + \gamma(\|x_{a, K}\|_\infty + 1) + \lambda \\ &< 1 - \lambda + \lambda = 1, \end{aligned}$$

where we used the fact $\|\phi\|_\infty \leq \|x_{a, K}\|_\infty + 1$ which follows from the inverse triangle inequality and the definition of $\phi \in \mathcal{B}$. Therefore in this case $P_{a', K'}$ defines a contraction mapping on \mathcal{B} and we define the corresponding set

$$\mathcal{P} := \{(a', K') \in B_T \times \mathcal{K}_T : \|a' - a\|_\infty + \gamma(\|x_{a, K}\|_\infty + 1) < 1 - \lambda\}.$$

This set contains (a, K) and is open in $B_T \times \mathcal{K}_T$ as the defining inequality is non-strict. Now define the map $P : \mathcal{P} \rightarrow \text{Ctr}(B_T)$ by $P(a', K') := P_{a', K'}$. As of the inequality 8 we see that $P(\mathcal{P})$ is of finite diameter in d_0 and we obtain

$$\begin{aligned} d_0(P_{a', K'}, P_{a, K}) &= \sup_{\phi \in \mathcal{B}} d_\infty(P_{a', K'}(\phi), P_{a, K}(\phi)) \\ &= \sup_{\phi \in \mathcal{B}} \|P_{a', K'}(\phi)(t) - P_{a, K}(\phi)(t)\|_\infty \\ &\leq \sup_{\phi \in \mathcal{B}} \|a' - a\|_\infty + \gamma \|\phi\|_\infty \\ &\leq d_\infty(a, a') + d_{\mathcal{K}}(K, K')(\|x_{a, K}\|_\infty + 1). \end{aligned}$$

Thus for (a', K') close enough to (a, K) the distance $d_0(P_{a', K'}, P_{a, K})$ becomes arbitrarily small and we see that P is continuous at (a, K) . From the previous lemma, the map $\omega : \text{Ctr}(B_T)|_{P(\mathcal{P})} \rightarrow \mathcal{B}$ is continuous and thus $\omega \circ P : \mathcal{P} \rightarrow \mathcal{B}$ is continuous at (a, K) . But on the open subset \mathcal{P} of $B_T \times \mathcal{K}_T$ we have $\omega \circ P = X|_{\mathcal{P}}$ and thus X is continuous at (a, K) . \square

Next up, we would like to reformulate the preceding theorem in terms of an additional parameter on which the equation depends in a continuous way, i. e. the "boundary value" a and kernel K shall now depend continuously on some ϵ . We expand our notation accordingly for some open subset $U \subset \mathbb{R}$:

$$B_{T,U} := \{f \in C([T, \infty) \times U, \mathbb{C}^n) : \exists M \in \mathbb{R} : \forall \epsilon \in U \quad \forall x \in [T, \infty) : |f(x)| \leq M\},$$

$$\mathcal{K}_{T,U} := \left\{ K \in C(\Delta(T) \times U, M_n(\mathbb{C})) : \forall \epsilon \in U : \sup_{t \in [T, \infty)} \int_t^\infty \|K(t, s, \epsilon)\| ds < 1 \right\}.$$

For $a \in B_{T,U}$ we write the corresponding element in B_T as a_ϵ (i. e. if we regard ϵ as fixed) and in the same way for $K \in \mathcal{K}_{T,U}$ the element in \mathcal{K}_T will be K_ϵ . Now let any $a \in B_{T,U}$ and $K \in \mathcal{K}_{T,U}$ be given. Then for each $\epsilon \in U$ there is a unique continuous solution $x_\epsilon \in B_T$ of

$$x_\epsilon(t) = a_\epsilon - \int_t^\infty K_\epsilon(t, s)x_\epsilon(s)ds.$$

as of theorem 5.2. We can thus define the ϵ -dependent solution as

$$x : [T, \infty) \times U \rightarrow \mathbb{C}^2, \quad x(t, \epsilon) := x_\epsilon(t).$$

With this notation we can now reformulate the continuity of x by a standard argument:

Corollary 5.7

Let $a \in B_{T,U}$ and $K \in \mathcal{K}_{T,U}$ be such that the maps $\epsilon \mapsto a_\epsilon$ and $\epsilon \mapsto K_\epsilon$ are continuous. Let x be the solution of the parameter-dependent integral equation. Then x is continuous in $\epsilon \in U$ and $t \in [T, \infty)$.

Proof. From our assumption the map $\epsilon \mapsto a_\epsilon$ is continuous as is the map $\epsilon \mapsto K_\epsilon$. Theorem 5.6 then tells us that the concatenation with the map $X : B_T \times \mathcal{K}_T \rightarrow B_T$ is continuous, i. e. $\epsilon \mapsto x_\epsilon$. Thus the map

$$f : [T, \infty) \times U \rightarrow [T, \infty) \times B_T, \quad (t, \epsilon) \mapsto (t, x_\epsilon)$$

is continuous in ϵ and t . Finally the evaluation map

$$e : [T, \infty) \times B_T \rightarrow \mathbb{C}^n, \quad (t, x_\epsilon) \mapsto x_\epsilon(t)$$

is continuous. This can be derived from the fact that we are considering bounded continuous functions with the sup-norm by a standard $\epsilon - \delta$ argument. □

Note that the continuity of the maps $\epsilon \mapsto a_\epsilon$ and $\epsilon \mapsto K_\epsilon$ does not follow simply from the assumption $a \in B_{T,U}$ and $K \in \mathcal{K}_{T,U}$ as the functions in $B_{T,U}$ and $\mathcal{K}_{T,U}$ are defined on the open half line $[T, \infty)$. This is a complication compared to Windsor, since he works with functions on a compact interval.

5.3 Differentiable dependence

We now want our initial conditions to depend differentiably on the parameter ϵ . We would like to just assume that one derivative exists and is continuous and obtain a differentiable solution in the same way as it was done in [Win10]. But the non-compactness now demands some stronger conditions. So the greatest difficulty here is to formulate the right conditions which allow us to obtain the differentiable dependence, while still being loose enough so that they are fulfilled by the functions arising in our applications in section 6. This amounts to demanding the right uniform behavior of our kernels K , for which we find the following notions to be adequate:

A map $B : [T, \infty) \times U \rightarrow M_n(\mathbb{C})$ shall be called *integrally bounded* iff for every $\epsilon \in U$ there exists an open subset $V_\epsilon \subset U$ containing ϵ and a bounded function $g_\epsilon : [T, \infty) \rightarrow \mathbb{R}_{\geq 0}$, s. t.

$$\|B(s, \mu)\| \leq g_\epsilon(s) \quad \forall \mu \in V_\epsilon, \quad \forall (t, s) \in \Delta(T) \quad \text{and} \quad \int_T^\infty g_\epsilon(s) ds < \infty,$$

Note that the integral bound and the boundedness of g generally don't imply one another. With this a kernel K shall be called *of product type* iff it can be written as

$$K(t, s, \epsilon) = A(t, s, \epsilon)B(s, \epsilon),$$

for two functions $A : \Delta(T) \times U \rightarrow M_n(\mathbb{C})$ and $B : [T, \infty) \times U \rightarrow M_n(\mathbb{C})$. Furthermore K shall be called *of product type of zeroth order*, iff it is of product type and A is bounded by some constant $\alpha \in \mathbb{R}$, while B is integrally bounded. It shall be called of product type of order $(1, 0)$, iff it is of product type of zeroth order and $\partial_\epsilon A$ exists and is bounded by some constant $\beta \in \mathbb{R}$ and of order $(0, 1)$, iff $\partial_\epsilon B$ exists and is integrally bounded. The general notion of product type of order (m, n) follows accordingly.

With this notion we can define the space of kernels of any order:

$$\mathcal{K}_{T,U}^{(m,n)} := \{K \in \mathcal{K}_{T,U}, \quad K \text{ is of product type of order } (m, n)\}.$$

Note that this assumption on K is not the most general one with which the following proofs work but it suffices for our set up. The important structure here is that only A depends on t and this factor is (uniformly) bounded. This will allow us to extract an upper bound of the t -dependence out of some of the following integrals. It is this uniform behaviour that we actually need for our results and the sufficient uniform bound will be provided in our applications on the Higgs bundle moduli space later on.

For our main theorem we will first need two results concerning the continuity of our ingredients, which we obtain from the following standard generalization of the mean value theorem.

Proposition 5.8

Let $f : (a, b) \rightarrow E$ be a differentiable function from an open interval in \mathbb{R} to a Banach space E . Then for all $x, y \in (a, b)$ it holds

$$\|f(y) - f(x)\| \leq |y - x| \sup_{0 \leq \tau \leq 1} \|f'(x + \tau(y - x))\|.$$

As a reminder for our set up the Banach spaces in question will be \mathbb{C}^n and $M_n(\mathbb{C})$, the first with the standard norm and the second with the operator norm. With this at hand we may now proceed. First up is the "boundary value":

Lemma 5.9

Let $a \in B_{T,U}$ be differentiable with respect to $\epsilon \in U$ and such that the derivative is still bounded, i. e.

$$\frac{\partial a}{\partial \epsilon} \in B_{T,U}$$

Then the map

$$f : U \rightarrow B_T, \quad \epsilon \mapsto a_\epsilon$$

is continuous.

Proof. We start with $a \in B_{T,U}$ and consider continuity of f at some $\epsilon_0 \in U$. Since $\frac{\partial a}{\partial \epsilon} \in B_{T,U}$ there exists an $M \in \mathbb{R}$ s. t. $|\frac{\partial a}{\partial \epsilon}(\mu, t)| < M$ for all $t \in [T, \infty)$ and $\mu \in U$.

For any $\epsilon_1 \in U$ it then follows from the generalized mean value theorem:

$$|a(\epsilon_0, t) - a(\epsilon_1, t)| \leq \sup_{0 \leq \tau \leq 1} \left| \frac{\partial a}{\partial \epsilon}((\epsilon_0 + \tau(\epsilon_1 - \epsilon_0)), t) \right| |\epsilon_0 - \epsilon_1| \leq M |\epsilon_0 - \epsilon_1|.$$

Now for any $\nu > 0$ define $\delta := \min \left\{ \frac{\nu}{M}, r \right\}$. Then, if we have $|\epsilon_0 - \epsilon_1| < \delta$ it follows

$$\begin{aligned} \|f(\epsilon_0) - f(\epsilon_1)\|_\infty &= \sup_{t \in [T, \infty)} |f(\epsilon_0)(t) - f(\epsilon_1)(t)| = \sup_{t \in [T, \infty)} |a(\epsilon_0, t) - a(\epsilon_1, t)| \\ &\leq \sup_{t \in [T, \infty)} M |\epsilon_0 - \epsilon_1| \\ &< M\delta \leq \nu. \end{aligned}$$

So f is continuous. □

Next up is the kernel:

Lemma 5.10

Let $K \in \mathcal{K}_{T,U}^{(1,1)}$. Then the map

$$f : U \rightarrow \mathcal{K}_T, \quad \epsilon \mapsto K_\epsilon$$

is continuous.

Proof. For the continuity of f we have to work with the metric $d_{\mathcal{K}}$ mentioned above. We want to show the continuity at some $\epsilon_0 \in U$. For any other $\epsilon_1 \in U$ we first obtain again by using the mean value

estimate

$$\begin{aligned} d_{\mathcal{K}}(K(t, s, \epsilon_0), K(t, s, \epsilon_1)) &= \sup_{t \in [T, \infty)} \int_t^{\infty} \|K(t, s, \epsilon_0) - K(t, s, \epsilon_1)\| ds \\ &\leq \sup_{t \in [T, \infty)} \int_t^{\infty} \sup_{0 \leq \tau \leq 1} \left\| \frac{\partial K}{\partial \epsilon}(t, s, \epsilon_0 + \tau(\epsilon_1 - \epsilon_0)) \right\| |\epsilon_0 - \epsilon_1| ds \end{aligned}$$

Now K is of product type of first order, i. e.

$$K(t, s, \epsilon) = A(t, s, \epsilon)B(s, \epsilon) \Rightarrow \frac{\partial K}{\partial \epsilon}(t, s, \epsilon) = \frac{\partial A}{\partial \epsilon}(t, s, \epsilon)B(s, \epsilon) + A(t, s, \epsilon) \frac{\partial B}{\partial \epsilon}(s, \epsilon),$$

where A and $\partial_{\epsilon}A$ are bounded by some constants $\alpha, \beta \in \mathbb{R}$ and $B(s, \mu)$ and $\partial_{\epsilon}B(s, \mu)$ are integrally bounded by some functions g_0 and g_1 for all $\mu \in U$ close enough to ϵ . Therefor in the integral above, we obtain for ϵ_1 close enough to ϵ_0

$$\sup_{0 \leq \tau \leq 1} \left\| \frac{\partial K}{\partial \epsilon}(t, s, \epsilon_0 + \tau(\epsilon_1 - \epsilon_0)) \right\| \leq \alpha g_1(s) + \beta g_2(s),$$

and

$$\begin{aligned} d_{\mathcal{K}}(K(t, s, \epsilon_0), K(t, s, \epsilon_1)) &\leq \sup_{t \in [T, \infty)} \int_t^{\infty} \alpha g_1(s) + \beta g_2(s) ds |\epsilon_0 - \epsilon_1| \\ &\leq \int_T^{\infty} \alpha g_1(s) + \beta g_2(s) ds |\epsilon_0 - \epsilon_1| \leq C |\epsilon_0 - \epsilon_1|. \end{aligned}$$

for some constant $C \in \mathbb{R}$. Therefore $d_{\mathcal{K}}(K(t, s, \epsilon_0), K(t, s, \epsilon_1))$ becomes arbitrarily small and f is continuous. □

Now for the main theorem.

Theorem 5.11

Let $a \in B_{T,U}$ be bounded and such that the first and second derivative with respect to ϵ exist and are elements of $B_{T,U}$. Let $K \in \mathcal{K}_{T,U}^{(2,1)}$ be of product type of order $(2, 1)$.

Then the solution $x(t, \epsilon)$ of the integral equation

$$x(t, \epsilon) = a(t, \epsilon) - \int_t^{\infty} K(t, s, \epsilon)x(s, \epsilon)ds$$

is differentiable in ϵ with $\frac{\partial x}{\partial \epsilon} \in B_{T,U}$ and the partial derivative satisfies the Volterra integral equation

$$\frac{\partial x}{\partial \epsilon}(t, \epsilon) = \left(\frac{\partial a}{\partial \epsilon}(\epsilon, t) - \int_t^{\infty} \frac{\partial K}{\partial \epsilon}(t, s, \epsilon)x(s, \epsilon)ds \right) - \int_t^{\infty} K(t, s, \epsilon) \frac{\partial x}{\partial \epsilon}(s, \epsilon)ds$$

for every $\epsilon \in U$.

Proof. With the notions introduced above it is now possible for the proof to follow the general idea of [Win10]. Still the non-compact integration range demands a lot of additional estimates now. The parameter dependent solution $x(t, \epsilon)$ of the integral equation exists and depends continuously on ϵ as of corollary 5.7 and the preceding two lemmas. In order to show the differentiability we first construct a candidate for the derivative and then show, that this candidate is indeed the derivative.

Formally differentiating the integral equation with respect to ϵ yields

$$\begin{aligned} \frac{\partial x}{\partial \epsilon}(t, \epsilon) &= \frac{\partial a}{\partial \epsilon}(\epsilon, t) - \int_t^\infty \left(\frac{\partial K}{\partial \epsilon}(t, s, \epsilon)x(\epsilon, s) - K(t, s, \epsilon) \frac{\partial x}{\partial \epsilon}(s, \epsilon) \right) ds \\ &= \left(\frac{\partial a}{\partial \epsilon}(\epsilon, t) - \int_t^\infty \frac{\partial K}{\partial \epsilon}(t, s, \epsilon)x(\epsilon, s) ds \right) - \int_t^\infty K(t, s, \epsilon) \frac{\partial x}{\partial \epsilon}(s, \epsilon) ds. \end{aligned} \quad (9)$$

As of our assumptions the term

$$\frac{\partial a}{\partial \epsilon}(\epsilon, t) - \int_t^\infty \frac{\partial K}{\partial \epsilon}(t, s, \epsilon)x(\epsilon, s) ds$$

is continuous in t (for every $\epsilon \in U$) and bounded. Therefore theorem 5.2 tells us, that there is a unique solution of equation 9, which shall be denoted by $\widehat{\frac{\partial x}{\partial \epsilon}}$.

Note that $\widehat{\frac{\partial x}{\partial \epsilon}}$ only formally satisfies the equation for the derivative. In fact, in formulating equation 9 we pulled the differential under the integral which entails the assumption that the solution is still continuous in ϵ , which we can't know yet. So instead we have to consider only the final equation as of itself and now show, that the solution is in fact the derivative. For this consider the difference quotient

$$q(\epsilon, \Delta\epsilon, t) := \frac{x(\epsilon + \Delta\epsilon) - x(\epsilon, t)}{\Delta\epsilon}.$$

It satisfies the following integral equation

$$q(\epsilon, \Delta\epsilon, t) = \frac{a(t, \epsilon + \Delta\epsilon) - a(t, \epsilon)}{\Delta\epsilon} - \int_t^\infty \frac{K(t, s, \epsilon + \Delta\epsilon)x(s, \epsilon + \Delta\epsilon) - K(t, s, \epsilon)x(s, \epsilon)}{\Delta\epsilon} ds.$$

Now we reformulate the integrand to obtain an expression involving the difference quotient:

$$\begin{aligned} & \frac{K(t, s, \epsilon + \Delta\epsilon)x(s, \epsilon + \Delta\epsilon) - K(t, s, \epsilon)x(s, \epsilon)}{\Delta\epsilon} \\ &= \frac{(K(t, s, \epsilon + \Delta\epsilon) - K(t, s, \epsilon))x(s, \epsilon + \Delta\epsilon) + K(t, s, \epsilon)(x(s, \epsilon + \Delta\epsilon) - x(s, \epsilon))}{\Delta\epsilon} \\ &= \frac{K(t, s, \epsilon + \Delta\epsilon) - K(t, s, \epsilon)}{\Delta\epsilon} x(s, \epsilon + \Delta\epsilon) + K(t, s, \epsilon) \frac{x(s, \epsilon + \Delta\epsilon) - x(s, \epsilon)}{\Delta\epsilon} \\ &= \frac{K(t, s, \epsilon + \Delta\epsilon) - K(t, s, \epsilon)}{\Delta\epsilon} x(s, \epsilon + \Delta\epsilon) + K(t, s, \epsilon) q(\epsilon, \Delta\epsilon, s). \end{aligned}$$

With this, we can now look at the difference $\widehat{\frac{\partial x}{\partial \epsilon}} - q(\epsilon, \Delta\epsilon, t)$ and obtain another integral equation:

$$\begin{aligned} \widehat{\frac{\partial x}{\partial \epsilon}}(t, \epsilon) - q(\epsilon, \Delta\epsilon, t) &= \frac{\partial a}{\partial \epsilon}(\epsilon, t) - \frac{a(t, \epsilon + \Delta\epsilon) - a(t, \epsilon)}{\Delta\epsilon} \\ &\quad - \int_t^\infty \frac{\partial K}{\partial \epsilon}(t, s, \epsilon)x(s, \epsilon) - \frac{K(t, s, \epsilon + \Delta\epsilon) - K(t, s, \epsilon)}{\Delta\epsilon}x(s, \epsilon + \Delta\epsilon)ds \\ &\quad - \int_t^\infty K(t, s, \epsilon) \left(\widehat{\frac{\partial x}{\partial \epsilon}}(s, \epsilon) - q(\epsilon, \Delta\epsilon, s) \right) ds \\ &=: \widehat{a}(t, \epsilon, \Delta\epsilon) - \int_t^\infty K(t, s, \epsilon) \left(\widehat{\frac{\partial x}{\partial \epsilon}}(s, \epsilon) - q(\epsilon, \Delta\epsilon, s) \right) ds \end{aligned}$$

Again the first term defines a bounded continuous function on $[T, \infty)$, so we know that $\widehat{\frac{\partial x}{\partial \epsilon}} - q(\epsilon, \Delta\epsilon, t)$ is the unique solution to this integral equation. This is helpful, as we can now use the estimate from the contraction mapping principle to obtain an estimate for the difference $\widehat{\frac{\partial x}{\partial \epsilon}} - q(\epsilon, \Delta\epsilon, t)$. In fact in our situation corollary 5.4 tells us

$$\left\| \widehat{\frac{\partial x}{\partial \epsilon}} - q(\epsilon, \Delta\epsilon, t) \right\|_\infty \leq \frac{\|\widehat{a}\|_\infty}{1 - \lambda}.$$

Note that $\lambda = \sup_{t \in [T, \infty)} \int_t^\infty \|K(t, s, \epsilon)\| ds$ only depends on ϵ and not on $\Delta\epsilon$, so it remains the same as we now want to consider the limit $\Delta\epsilon \rightarrow 0$.

The Taylor expansion of a at ϵ up to first order is

$$a(t, \epsilon + \Delta\epsilon) = a(t, \epsilon) + \frac{\partial a}{\partial \epsilon}(t, \epsilon)\Delta\epsilon + R(t, \Delta\epsilon),$$

for the remainder R that we may estimate in Lagrange form via

$$\|R(t, \Delta\epsilon)\| \leq \frac{1}{2} \left\| \frac{\partial^2 a}{\partial \epsilon^2}(t, \mu)(\Delta\epsilon)^2 \right\|,$$

for some $\mu \in [\epsilon, \epsilon + \Delta\epsilon]$. Thus the norm of the first part of the "boundary value" of the last integral equation can be estimated as

$$\begin{aligned} \left\| \frac{\partial a}{\partial \epsilon}(t, \epsilon) - \frac{a(t, \epsilon + \Delta\epsilon) - a(t, \epsilon)}{\Delta\epsilon} \right\|_\infty &\leq \left\| \frac{R(t, \Delta\epsilon)}{\Delta\epsilon} \right\| \\ &\leq \frac{1}{2} \left\| \frac{\partial^2 a}{\partial \epsilon^2}(t, \mu) \right\| |\Delta\epsilon|. \end{aligned}$$

As we assumed our a to have a bounded second derivative we thus see, that the norm vanishes in the $\Delta\epsilon \rightarrow 0$ limit.

We would like to do the same for the integrand part, which basically works, but we have to put more work into this part, as the $\Delta\epsilon$ limit, the sup-norm and the integral generally don't commute. It is mainly for this reason that we introduced the product structure for K as this gives us the desired uniform behavior. So now we write our kernel K as $K(t, s, \epsilon) = A(t, s, \epsilon) \cdot B(s, \epsilon)$. This leads to

$$\begin{aligned}
 & \frac{\partial K}{\partial \epsilon}(t, s, \epsilon)x(s, \epsilon) - \frac{K(t, s, \epsilon + \Delta\epsilon) - K(t, s, \epsilon)}{\Delta\epsilon}x(s, \epsilon + \Delta\epsilon) \\
 &= \left(\frac{\partial A}{\partial \epsilon}(t, s, \epsilon)B(s, \epsilon) + A(t, s, \epsilon)\frac{\partial B}{\partial \epsilon}(s, \epsilon) \right) x(s, \epsilon) \\
 & - \left(\frac{A(t, s, \epsilon + \Delta\epsilon)B(s, \epsilon + \Delta\epsilon) - A(t, s, \epsilon)B(s, \epsilon)}{\Delta\epsilon} \right) x(s, \epsilon + \Delta\epsilon) \\
 &= \left(\frac{\partial A}{\partial \epsilon}(t, s, \epsilon)B(s, \epsilon) + A(t, s, \epsilon)\frac{\partial B}{\partial \epsilon}(s, \epsilon) \right) x(s, \epsilon) \\
 & - \left(\frac{A(t, s, \epsilon + \Delta\epsilon) - A(t, s, \epsilon)}{\Delta\epsilon}B(s, \epsilon + \Delta\epsilon) + A(t, s, \epsilon)\frac{B(s, \epsilon + \Delta\epsilon) - B(s, \epsilon)}{\Delta\epsilon} \right) x(s, \epsilon + \Delta\epsilon) \\
 &= \frac{\partial A}{\partial \epsilon}(t, s, \epsilon)B(s, \epsilon)x(s, \epsilon) - \frac{A(t, s, \epsilon + \Delta\epsilon) - A(t, s, \epsilon)}{\Delta\epsilon}B(s, \epsilon + \Delta\epsilon)x(s, \epsilon + \Delta\epsilon) \\
 & + A(t, s, \epsilon)\frac{\partial B}{\partial \epsilon}(s, \epsilon)x(s, \epsilon) - A(t, s, \epsilon)\frac{B(s, \epsilon + \Delta\epsilon) - B(s, \epsilon)}{\Delta\epsilon}x(s, \epsilon + \Delta\epsilon).
 \end{aligned}$$

Let us consider the first half of the final expression above. We write it as

$$\begin{aligned}
 & \frac{\partial A}{\partial \epsilon}(t, s, \epsilon)B(s, \epsilon)x(s, \epsilon) - \frac{\partial A}{\partial \epsilon}(t, s, \epsilon)B(s, \epsilon + \Delta\epsilon)x(s, \epsilon + \Delta\epsilon) \\
 & + \frac{\partial A}{\partial \epsilon}(t, s, \epsilon)B(s, \epsilon + \Delta\epsilon)x(s, \epsilon + \Delta\epsilon) - \frac{A(t, \epsilon + \Delta\epsilon) - A(t, s, \epsilon)}{\Delta\epsilon}B(s, \epsilon + \Delta\epsilon)x(s, \epsilon + \Delta\epsilon) \\
 &= \frac{\partial A}{\partial \epsilon}(t, s, \epsilon) (B(s, \epsilon)x(s, \epsilon) - B(s, \epsilon + \Delta\epsilon)x(s, \epsilon + \Delta\epsilon)) \\
 & + \left(\frac{\partial A}{\partial \epsilon}(t, s, \epsilon) - \frac{A(t, s, \epsilon + \Delta\epsilon) - A(t, s, \epsilon)}{\Delta\epsilon} \right) B(s, \epsilon + \Delta\epsilon)x(s, \epsilon + \Delta\epsilon)
 \end{aligned}$$

Now for the first part of this expression, we know that $B(s, \epsilon + \Delta\epsilon)x(s, \epsilon + \Delta\epsilon)$ converges point-wise to $B(s, \epsilon)x(s, \epsilon)$ as $\Delta\epsilon \rightarrow 0$. As of our assumption on B and the boundedness of x there exists some function $b : [T, \infty) \rightarrow \mathbb{R}_{\geq 0}$ with $\int_T^\infty b(s)ds < \infty$ s. t. $\|B(s, \epsilon + \Delta\epsilon)x(s, \epsilon + \Delta\epsilon)\| \leq b(s)$ for all $\Delta\epsilon$ close enough to 0. Therefore, by the Dominated convergence theorem (for Bochner integrable functions) it holds

$$\lim_{\Delta\epsilon \rightarrow 0} \int_T^\infty \|B(s, \epsilon)x(s, \epsilon) - B(s, \epsilon + \Delta\epsilon)x(s, \epsilon + \Delta\epsilon)\| ds = 0.$$

Thus, by taking into account that there is an upper bound $\beta \in \mathbb{R}$ for $\frac{\partial A}{\partial \epsilon}(t, s, \epsilon)$ we get for the sup-norm of the whole first term:

$$\begin{aligned} & \lim_{\Delta\epsilon \rightarrow 0} \left\| \int_t^\infty \frac{\partial A}{\partial \epsilon}(t, s, \epsilon) (B(s, \epsilon)x(s, \epsilon) - B(s, \epsilon + \Delta\epsilon)x(s, \epsilon + \Delta\epsilon)) ds \right\|_\infty \\ & \leq \beta \lim_{\Delta\epsilon \rightarrow 0} \int_T^\infty \|B(s, \epsilon)x(s, \epsilon) - B(s, \epsilon + \Delta\epsilon)x(s, \epsilon + \Delta\epsilon)\| ds = 0 \end{aligned}$$

It is for this inequality (and for following ones of the same kind) that we assumed the product structure of our kernel K , as it gives us the desired uniform behavior.

Next up is the term

$$\int_t^\infty \left(\frac{\partial A}{\partial \epsilon}(t, s, \epsilon) - \frac{A(t, s, \epsilon + \Delta\epsilon) - A(t, s, \epsilon)}{\Delta\epsilon} \right) B(s, \epsilon + \Delta\epsilon)x(s, \epsilon + \Delta\epsilon).$$

The x part is now bounded by some constant C for all $\Delta\epsilon$ small enough. For the difference quotient we consider again the Taylor approximation of $A(t, s, \epsilon)$ with respect to ϵ (i. e. t and s are fixed):

$$A(t, s, \epsilon + \Delta\epsilon) = A(t, s, \epsilon) + \frac{\partial A}{\partial \epsilon}(t, s, \epsilon)\Delta\epsilon + R(t, s, \Delta\epsilon),$$

with the remainder term R . Thus the A part in the integrand can also be regarded as

$$-\frac{R(t, s, \Delta\epsilon)}{\Delta\epsilon}.$$

For the remainder we again use the Lagrange estimate, i. e.:

$$\|R(t, s, \Delta\epsilon)\| \leq \frac{1}{2} \left\| \frac{\partial^2 A}{\partial \epsilon^2}(t, s, \mu) (\Delta\epsilon)^2 \right\|$$

for some $\mu \in [\epsilon, \epsilon + \Delta\epsilon]$. Now we use the assumption that in a neighbourhood of ϵ the second derivative of A is still bounded by some γ , so we obtain for $\Delta\epsilon$ small enough:

$$\begin{aligned} & \left\| \int_t^\infty \left(\frac{\partial A}{\partial \epsilon}(t, s, \epsilon) - \frac{A(t, s, \epsilon + \Delta\epsilon) - A(t, s, \epsilon)}{\Delta\epsilon} \right) B(s, \epsilon + \Delta\epsilon)x(s, \epsilon + \Delta\epsilon) \right\|_\infty ds \\ & \leq \sup_{t \in [T, \infty)} \int_t^\infty \left\| \left(\frac{\partial A}{\partial \epsilon}(t, s, \epsilon) - \frac{A(t, s, \epsilon + \Delta\epsilon) - A(t, s, \epsilon)}{\Delta\epsilon} \right) B(s, \epsilon + \Delta\epsilon)x(s, \epsilon + \Delta\epsilon) \right\| ds \\ & \leq \frac{C}{2} \sup_{t \in [T, \infty)} \int_t^\infty \left\| \frac{\partial^2 A}{\partial \epsilon^2}(t, s, \mu) \right\| \|B(s, \epsilon + \Delta\epsilon)\| ds (\Delta\epsilon) \leq \frac{C}{2} \gamma \int_T^\infty \|B(s, \epsilon + \Delta\epsilon)\| ds (\Delta\epsilon) \\ & \leq \frac{C\gamma}{2} \int_T^\infty \|B(s, \epsilon + \Delta\epsilon)\| ds (\Delta\epsilon) \leq \frac{C\gamma}{2} \int_T^\infty g(s) ds (\Delta\epsilon). \end{aligned}$$

As g is integrable this term also vanishes in the $\Delta\epsilon \rightarrow 0$ limit.

Finally there is the last part

$$\int_t^\infty A(t, s, \epsilon) \left(\frac{\partial B}{\partial \epsilon}(s, \epsilon)x(s, \epsilon) - \frac{B(s, \epsilon + \Delta\epsilon) - B(s, \epsilon)}{\Delta\epsilon}x(s, \epsilon + \Delta\epsilon) \right) ds.$$

Here we use a combination of the arguments above. Firstly A is bounded by some $\alpha \in \mathbb{R}$ for all $(t, s) \in \Delta(T)$. From the mean value estimate we obtain

$$\|B(s, \epsilon + \Delta\epsilon) - B(s, \epsilon)\| \leq |\Delta\epsilon| \sup_{0 \leq \tau \leq 1} \left\| \frac{\partial B}{\partial \epsilon}(s, \epsilon + \tau\Delta\epsilon) \right\|.$$

We assumed $\partial_\epsilon B$ to be integrally bounded, so there is some integrable function h which gives a pointwise upper bound for all $\Delta\epsilon$ small enough. As x is also bounded the whole right side in the integrand is bounded by some general integrable function. As the right side also converges pointwise to the left side, we obtain by the dominant convergence theorem that the integral vanishes in the $\Delta\epsilon \rightarrow 0$ limit, and thus

$$\begin{aligned} & \lim_{\Delta\epsilon \rightarrow 0} \left\| \int_t^\infty A(t, s, \epsilon) \left(\frac{\partial B}{\partial \epsilon}(s, \epsilon)x(s, \epsilon) - \frac{B(s, \epsilon + \Delta\epsilon) - B(s, \epsilon)}{\Delta\epsilon}x(s, \epsilon + \Delta\epsilon) \right) ds \right\|_\infty \\ & \leq \lim_{\Delta\epsilon \rightarrow 0} \alpha \sup_{t \in [T, \infty)} \int_t^\infty \left\| \left(\frac{\partial B}{\partial \epsilon}(s, \epsilon)x(s, \epsilon) - \frac{B(s, \epsilon + \Delta\epsilon) - B(s, \epsilon)}{\Delta\epsilon}x(s, \epsilon + \Delta\epsilon) \right) \right\| ds \\ & \leq \alpha \lim_{\Delta\epsilon \rightarrow 0} \int_T^\infty \left\| \left(\frac{\partial B}{\partial \epsilon}(s, \epsilon)x(s, \epsilon) - \frac{B(s, \epsilon + \Delta\epsilon) - B(s, \epsilon)}{\Delta\epsilon}x(s, \epsilon + \Delta\epsilon) \right) \right\| ds = 0. \end{aligned}$$

We have thus shown that all terms of the kernel vanish and we obtain

$$\lim_{\Delta\epsilon \rightarrow 0} \left\| \int_t^\infty \frac{\partial K}{\partial \epsilon}(t, s, \epsilon)x(\epsilon, s) - \frac{K(t, s, \epsilon + \Delta\epsilon) - K(t, s, \epsilon)}{\Delta\epsilon}x(s, \epsilon + \Delta\epsilon) ds \right\|_\infty = 0.$$

And with this 5.4 tells us

$$\lim_{\Delta\epsilon \rightarrow \infty} \left\| \frac{\widehat{\partial x}}{\partial \epsilon} - q(\epsilon, \Delta\epsilon, t) \right\|_\infty \leq \frac{\lim_{\Delta\epsilon \rightarrow \infty} \|\widehat{a}\|_\infty}{1 - \lambda} = 0.$$

So the difference quotient converges towards our candidate for the derivative $\frac{\widehat{\partial x}}{\partial \epsilon}$ in the sup-norm, and thus also point-wise. So it is in fact the true derivative. As it is a solution of the aforementioned integral equation (9) we also know that it is bounded and continuous in t . As x is bounded and $\partial_\epsilon K$ is of product type and integrally bounded it is also continuous in ϵ . \square

This finishes the proof for the continuous differentiability in ϵ and one may expect that corresponding propositions for higher derivatives hold, given the corresponding differentiability of the ingredients a and K . In fact Windsor gives a proof by induction for his setting, and the arguments should translate to our set up, but as they are not needed for our applications in the second part and don't promise more important insights, they are not pursued at this point.

We will, however, need the extension of the arguments for holomorphic dependence. For this we first note, that the notion of kernels of product type readily translates to the notion of holomorphic product types $K \in \mathcal{K}_{T,U}^h$. We don't write them here explicitly but only note that we do not need to distinguish product types of order greater than 1. Instead by demanding the parts of the kernel to be complex differentiable we already have that they are infinitely often complex differentiable and thanks to Cauchy's differentiation formula the upper bound and integral bound for the kernel are also corresponding bounds for the derivatives. Thus the notion of order is not necessary in the holomorphic setting.

Theorem 5.12

Let $a \in B_{T,U}$ be bounded and holomorphic in $\epsilon \in U$ where U is some open subset of \mathbb{C} . Let $K \in \mathcal{K}_{T,U}^h$ be of holomorphic product type. Then the solution $x(t, \epsilon)$ of the integral equation

$$x(t, \epsilon) = a(t, \epsilon) - \int_t^\infty K(t, s, \epsilon)x(s, \epsilon)ds$$

is holomorphic in ϵ with $\frac{\partial x}{\partial \epsilon} \in B_{T,U}$ and the partial derivative satisfies the Volterra integral equation

$$\frac{\partial x}{\partial \epsilon}(t, \epsilon) = \left(\frac{\partial a}{\partial \epsilon}(\epsilon, t) - \int_t^\infty \frac{\partial K}{\partial \epsilon}(t, s, \epsilon)x(\epsilon, s)ds \right) - \int_t^\infty K(t, s, \epsilon) \frac{\partial x}{\partial \epsilon}(s, \epsilon)ds$$

for every $\epsilon \in U$.

Proof. For the proof we simply have to retrace all the steps in section 5.3. We don't do this in detail and just note that the two main estimates that were used in the proof of 5.11 also hold in the holomorphic setting. That is firstly the mean value inequality, for which a corresponding estimate in the holomorphic setting is standard. The other estimate concerns the use of the Lagrangian remainder in the Taylor expansion. Similar to the explanation above this is not needed now. Instead the remainder term for all relevant parts is bounded by the some multiple of the function itself thanks to Cauchy's differentiation formula. Thus all relevant estimates are given and the proof can be recast in an obvious manner. \square

6 Construction of the coordinate system on \mathcal{M}

We now come to the main part of this endeavor. While the previous section was mostly concerned with a theory that can stand on its own we now want to use it for the construction of hyperkähler metrics on the moduli space of weakly parabolic Higgs bundles. Here most of the hard work is done as we use the theory developed in section 5 to obtain the correct decorations and deduce their asymptotic behaviour. This is first done for the small flat sections in subsection 6.1 and then for the canonical coordinates in subsection 6.2. Finally in subsection 6.3 the logarithmic derivatives of the coordinates are studied as they will provide us with the holomorphic symplectic form from which the hyperkähler metric is obtained in the last section.

6.1 Obtaining the small flat sections

As was already hinted at at the beginning of section 3.2 we actually construct coordinates on the moduli space of flat connections $\mathcal{M}_{\text{flat}}$ which we identify with \mathcal{M} in the following way. We start with a stable parabolic Higgs bundle $(E, \bar{\partial}_E, \Phi)$ of parabolic degree $\text{pdeg}(\mathcal{E}) = 0$ and a solution h of the R -rescaled Hitchin's equation to obtain a pair (Φ, A) consisting of the Higgs field Φ and the Chern-connection $A = A(\bar{\partial}_E)$ on the Hermitian vector bundle (E, h) . Additionally we now take any $\zeta \in \mathbb{C}^\times$ and construct the connection

$$\nabla(\zeta) := \frac{R}{\zeta} \Phi + d_A + R\zeta \Phi^{*h}.$$

The ζ -dependence will later on lead to the objects of interest being twisted by the line bundle $\mathcal{O}(2)$ in accordance with the twistor theorem. Therefore this connection will be referred to as *twistor*-connection here. The fact that (Φ, A) is a solution to Hitchin's equations and $\text{pdeg}(\mathcal{E}) = 0$ implies that this connection is flat. Note that the flatness of $\nabla(\zeta)$ is of utmost importance in the following arguments, as we will make heavy use of parallel transports in E . So from here on out it is necessary to restrict to this case.

In the rest of this section want to study the decorations that belong to this family of connections. So in light of the construction in section 3.18 we have to study the ∇ -flat sections of E and choose one for each vertex p of any ca -triangulation. So we look at the solutions s of the flatness equation

$$\nabla(\zeta)s = 0.$$

We first briefly describe how GMN defined the decorations and which problems arise in their setting, so that we can then state the goal our treatment of the subject. For this consider a local patch around any of the poles such that the pole has coordinate $z = 0$. GMN consider Higgs pairs (Φ, A) of the form

$$\begin{aligned} \Phi &= m\sigma^3 \frac{dz}{z} + \text{regular}, \\ A &= m^{(3)}\sigma^3 \left(\frac{dz}{z} - \frac{d\bar{z}}{\bar{z}} \right) + \text{regular}, \end{aligned} \tag{10}$$

for $m \in \mathbb{C}$ and $m^{(3)} \in \mathbb{R}$. Note that $m^{(3)}$ corresponds to a choice of the parabolic weights as $\alpha_1 = 2m^{(3)} = -\alpha_2$, while m equals the residue of the Higgs field at the pole of at $z = 0$.

Then they argue that a Frobenius analysis near a regular singular point shows that there are two flat sections of $\nabla(\zeta)$ of the form

$$\begin{aligned} s^{(1)} &= z^{-R\zeta^{-1}m+m^{(3)}} \bar{z}^{-R\zeta\bar{m}+m^{(3)}} \begin{pmatrix} 1 + O(|z|) \\ O(|z|) \end{pmatrix}, \\ s^{(2)} &= z^{R\zeta^{-1}m-m^{(3)}} \bar{z}^{R\zeta\bar{m}+m^{(3)}} \begin{pmatrix} O(|z|) \\ 1 + O(|z|) \end{pmatrix}. \end{aligned}$$

These have clockwise monodromy eigenvalues $\mu^{(1)} = e^{2\pi i\nu}$, $\mu^{(2)} = e^{-2\pi i\nu}$ with $\nu = R\zeta^{-1}m - 2m^{(3)} - R\zeta\bar{m}$. To single out one of the solutions they consider these solutions along ca -trajectories and ask whether they decay or grow when running into the pole. Thus we now fix some generic angle ϑ . If not otherwise noted all angles here and in the following will always be generic. It turns out that for the following constructions to work the choice of ϑ and ζ have to be tied together to gain control over how a ca -trajectory behaves. This is done by introducing the half-plane centered around $e^{i\vartheta}\mathbb{R}_+$:

$$\mathbb{H}_\vartheta := \left\{ \zeta \in \mathbb{C}^\times : \vartheta - \frac{\pi}{2} < \arg\zeta < \vartheta + \frac{\pi}{2} \right\}.$$

We will now always take $\zeta \in \mathbb{H}_\vartheta$. Then along any ϑ -trajectory with $\zeta \in \mathbb{H}_\vartheta$ one of these sections is exponentially decaying while the other one is exponentially growing. The space of exponentially decaying sections is thus a 1-dimensional subspace of solutions and seems to be well equipped to be the decoration for the parabolic point.

Following GMN one could now define the *small flat section* at a weakly parabolic point p as the (up to complex rescaling) unique $\nabla(\zeta)$ -flat section s of E that decays exponentially when following a ϑ -trajectory into p . We will not do this here, as there are some problems with this definition. A minor detail is that we do not work with a traceless connection matrix, so the argument would have to be adjusted to this. Though this might be possible another problem is that from the set-up of [GMN13b] it is a priori not clear, that the remainder terms in the expansion of the Higgs field and Chern connection are regular enough for the asymptotic analysis to hold rigorously for all Higgs pairs. One could try to argue for this using the results from the previous section, but the most important difficulty would remain even if such an analysis were possible, as it is a statement concerning only small neighborhoods of the parabolic points. Even if one were able to define these sections in this way it is not clear at all at this point that this amounts to a decoration for which the construction of the Fock-Goncharov coordinate system via Theorem 3.19 works, as we do not know how these sections propagate throughout the rest of \mathcal{C} . For example it is important that such a section that is exponentially decaying when running into some weakly parabolic point p_1 along a ϑ -trajectory is not also decaying when running in the opposite direction into another weakly parabolic point p_2 . Only if this can be ruled out it is clear that the \mathcal{X} -coordinates are well defined and no linear dependence appears in the \wedge -products. Even

then, to construct the \wedge - product of two such decorations we have to evaluate them at some common points on \mathcal{C} for which we also need to know how the sections develop away from weakly parabolic points where they are singled out. Finally we need to know the asymptotics of the sections for $\zeta \rightarrow 0$, $\zeta \rightarrow \infty$ and we would like to have the asymptotics for $R \rightarrow \infty$. GMN argued that all of these aspects are as desired mainly by using an argument for the asymptotics build on the WKB approximation. The main goal here is to give a rigorous proof of these assertions via the limiting configurations of [Fre+20] and the theory of initial value problems at infinity.

With these goals in mind we now proceed to recast the problem in the formalism of section 5. For the rest of this section a generic angle ϑ for $-q = \det \Phi$ shall be fixed. We now also fix a standard annulus S for a standard quadrilateral Q and corresponding frame F as working environment for all our calculations of this section. Locally the flatness equation for s is given as

$$0 = \nabla s = \left(d + \frac{R}{\zeta} \varphi dz + A_z dz + A_{\bar{z}} d\bar{z} + R\zeta \varphi^{*h} d\bar{z} \right) s \quad (11)$$

The form of ∇ implies that the dz and $d\bar{z}$ part of ds have to become zero independently, so we obtain the two PDEs:

$$\partial_z s = \left(-\frac{R}{\zeta} \varphi - A_z \right) s \quad \wedge \quad \partial_{\bar{z}} s = (-R\zeta \varphi^{*h} - A_{\bar{z}}) s.$$

Now let $\gamma(t)$ be a ϑ -trajectory for $q^{1/2}$ and some generic angle $\vartheta \in \mathbb{R}/2\pi\mathbb{Z}$ that runs between two poles p_1 and p_2 of q and thus forms one of the boundary curves of the quadrilateral Q . We also fix the parametrization for the following calculations such that $q^{1/2}(\gamma') = f^{1/2}(z(\gamma(t)))z'(\gamma(t)) = -e^{i\vartheta}$. Note that we have thus fixed an orientation for the trajectory which determines whether the trajectory runs from p_1 to p_2 for increasing t or in the other direction.

We take this curve to be extend to all of \mathbb{R} as of proposition 3.10. Thus trivialized the section s can be regarded as a function $s : \mathbb{R} \rightarrow \mathbb{C}^2$. For notational simplicity let $z(t)$ denote $z(\gamma(t))$. Locally in S along the ϑ -trajectory $\gamma(t)$ the flat section $s(t) = s(z(t))$ then satisfies the following ODE-form of the flatness equation:

$$\frac{ds}{dt}(t) = \frac{\partial s}{\partial z}(z(t)) \frac{dz}{dt}(t) + \frac{\partial s}{\partial \bar{z}}(\bar{z}(t)) \frac{d\bar{z}}{dt}(t) = \left(\left(-\frac{R}{\zeta} \varphi - A_z \right) z' + (-R\zeta \varphi^{*h} - A_{\bar{z}}) \bar{z}' \right) s =: B(t)s(t).$$

Note that this trivialized s depends on the chosen gauge. This dependency vanishes in the final expression \mathcal{X} , as the gauge transformations cancel each other in the defining formula.

To solve the ODE we start by rewriting B in the acquired form of leading term plus remainder from section 4 in any contractible open subset U of S . For the leading part we define

$$\begin{aligned} \lambda_1 &:= \frac{R}{\zeta} e^{i\vartheta} - \overline{a_1 z'} + a_1 z' + R\zeta e^{-i\vartheta} = \frac{R}{\zeta} e^{i\vartheta} - 2i\text{Im}(a_1 z') + R\zeta e^{-i\vartheta}, \\ \lambda_2 &:= \frac{R}{\zeta} e^{i\vartheta} + \overline{a_2 z'} - a_2 z' + R\zeta e^{-i\vartheta} = \frac{R}{\zeta} e^{i\vartheta} + 2i\text{Im}(a_2 z') + R\zeta e^{-i\vartheta}. \end{aligned} \quad (12)$$

Note that a_1 and a_2 have simple poles at the weakly parabolic points, so by multiplying with z' the whole expression for the leading part becomes regular. More details on this follow shortly in the next proof. For the error part we define

$$\begin{aligned} e_1 &:= (a_1 - a_2)|\beta|^2 z' + R\zeta 2e^{-i\vartheta} |\beta|^2 + h_1 z' = ((a_2 - a_1)z' + R\zeta 2e^{-i\vartheta}) |\beta|^2 + h_1 z', \\ e_2 &:= (a_1 - a_2)\delta\beta z' + R\zeta 2e^{-i\vartheta} \delta\beta + h_2 z' = ((a_2 - a_1)z' + R\zeta 2e^{-i\vartheta}) \delta\beta + h_2 z', \\ e_3 &:= -(a_1 - a_2)\alpha\bar{\beta} z' - R\zeta 2e^{-i\vartheta} \alpha\bar{\beta} + h_3 z' = (-(a_1 - a_2)z' - R\zeta 2e^{-i\vartheta}) \alpha\bar{\beta} + h_3 z'. \end{aligned}$$

Note that the error part only has a linear dependence on ζ , while ζ^{-1} only exists in the leading term. This is a consequence of the choice of holomorphic frame in section 4.1 and important for us, as we will consider the terms for small ζ which is in this form possible without an unbounded increase of the error part.

As a corollary of Lemma 4.9 we obtain the asymptotics for the entries in the error-matrix:

Lemma 6.1

There exists a local coordinate z centered around any weakly parabolic point, such that along a generic ϑ -trajectory the following asymptotics hold for the entries of the error matrix defined above (with $r := |z|$) for some $\mu > 0$:

$$e_1, e_2, e_3 = O(r^\mu).$$

Furthermore, if ϵ denotes a C^2 -coordinate of \mathcal{M} , then the derivatives w. r. t. ϵ exist and have the same asymptotics:

$$\begin{aligned} \partial_\epsilon e_1 \partial_\epsilon e_2, \partial_\epsilon e_3 &= O(r^\mu), \\ \partial_\epsilon^2 e_1 \partial_\epsilon^2 e_2, \partial_\epsilon^2 e_3 &= O(r^\mu). \end{aligned}$$

Additionally there exists $C, \delta > 0$ s. t.

$$|r^{-\mu} e_1|, |r^{-\mu} e_2|, |r^{-\mu} e_3| \leq C e^{-\delta R}$$

for large enough R .

Proof. We start with a sufficiently small neighborhood centered around a weakly parabolic point p , s. t. Lemma 4.9 holds, which tells us that the factors involving α, δ and β give exactly the asymptotics as stated in the Lemma. So for the statement at hand to hold the terms in front have to be bounded. This is clear for the part $R\zeta 2e^{-i\vartheta}$, so we only have to check the part $|(a_1 - a_2)z'|$.

From [Fre+20] $a_1 - a_2$ has a simple pole at p , so $a_1 - a_2$ is of the form $\frac{\kappa}{z} + O(r^{\mu-1})$ for some constants $\kappa \in \mathbb{C}$ and $\mu > 0$. From Lemma 3.5 we know that $z(t) = z_0 e^{-\frac{e^{i\vartheta}}{m} t}$, so

$$z'(t) = -\frac{e^{i\vartheta}}{m} z_0 e^{-\frac{e^{i\vartheta}}{m} t} = -\frac{e^{i\vartheta}}{m} z(t).$$

It is thus clear that $|(a_2 - a_1)z'|$ is bounded along the ϑ -trajectory.

Finally we have to check the $h_i z'$ parts. From Lemma 4.9 we see that the h_i are $O(r^{\mu-1})$, so multiplying with $z' = -\frac{e^{i\vartheta}}{m}z$ results in $h_i z' = O(r^\mu)$.

This proves the first part, and the argument for the derivatives follows in the same way. Finally the exponential suppression also follows directly from Lemma 4.9. \square

Note that the last statement of the Lemma depends crucially on the fact that all entries of the error matrix are at least linear in the off diagonal term β of the matrix H that represents the metric h . This in turn leads to the at least linear dependence on the off diagonal term b of the gauge transformation g , whose decaying behaviour is thus the source of these estimates. We now obtain the following form for our flatness ODE:

$$\frac{ds}{dt} = \begin{pmatrix} \lambda_1 & 0 \\ 0 & -\lambda_2 \end{pmatrix} s + \begin{pmatrix} e_1 & e_2 \\ e_3 & -e_1 \end{pmatrix} s.$$

The important feature is that the second matrix is integrable (which we'll show below), while choosing ζ in \mathbb{H}_ϑ leads to the upper left entry of the leading term having positive real part while the lower right entry has negative real part. The small flat section (for the pole at $+\infty$) should now be given as the unique solution of the following integral equation:

$$s(t) = \begin{pmatrix} 0 \\ e^{-\Lambda_2(t)} \end{pmatrix} - \int_t^\infty \begin{pmatrix} e^{\Lambda_1(t)-\Lambda_1(\tau)} & 0 \\ 0 & e^{-\Lambda_2(t)+\Lambda_2(\tau)} \end{pmatrix} \begin{pmatrix} e_1(\tau) & e_2(\tau) \\ e_3(\tau) & -e_1(\tau) \end{pmatrix} s(\tau) d\tau.$$

Here the Λ_i are primitives of the λ_i along the ca -curve. Note that from the structure of the λ_i and the choice of ζ it follows that $e^{-\Lambda_i(t)} \xrightarrow{t \rightarrow \infty} 0$ for both $i \in \{1, 2\}$.

This equation may already be regarded as an initial value problem at infinity. The limit for $t \rightarrow \infty$ of the initial value function corresponds to the limit for $t \rightarrow \infty$ of the solution s , i. e. the limit of the section evaluated along a ϑ -trajectory going into a parabolic point. In fact solutions of this equation can already be constructed via the method of successive approximation which was observed by N. Levinson in [Lev48]. This is also what I. Tulli did for the case of wild Higgs bundles on the sphere in [Tul19]. Although that construction works and is useful to obtain good approximations of the solution it does not seem to be adequate for questions regarding the structure of the solution space as well as uniqueness of solutions and differentiable dependence of a family of solutions. This is why we had to build the general theory for these kinds of equations in part 5 of our work.

For our theory to work in this case however we have to modify the kernel of this equation. This is done by detaching the decaying leading term, which corresponds to finding the leading term in the WKB approximation. So we write $s(t) = x(t)e^{-\Lambda_2(t)}$ and the integral equation for x takes the form

$$\begin{aligned} x(t) &= \begin{pmatrix} 0 \\ 1 \end{pmatrix} - \int_t^\infty \begin{pmatrix} e^{\Lambda_1(t)-\Lambda_1(\tau)+\Lambda_2(t)-\Lambda_2(\tau)} & 0 \\ 0 & 1 \end{pmatrix} \begin{pmatrix} e_1(\tau) & e_2(\tau) \\ e_3(\tau) & -e_1(\tau) \end{pmatrix} x(\tau) d\tau \\ &= \begin{pmatrix} 0 \\ 1 \end{pmatrix} - \int_t^\infty \begin{pmatrix} e^{\Lambda(t)-\Lambda(\tau)} & 0 \\ 0 & 1 \end{pmatrix} \begin{pmatrix} e_1(\tau) & e_2(\tau) \\ e_3(\tau) & -e_1(\tau) \end{pmatrix} x(\tau) d\tau. \end{aligned}$$

In the last equation we introduced $\Lambda(t) := \Lambda_1(t) + \Lambda_2(t)$ for better readability. Note that the leading term corresponds to the part of the solutions of Hitchin's equation that comes from the limiting configurations. Thus it is this decoupling where the results of [Fre+20] really come into play.

In order to use our theorem we have to make sure, that the kernel is now at least for large enough R and small enough ζ a good one. Note that we will use the notion of "small enough ζ " as meaning the existence of some $\zeta_0 \in \mathbb{H}_\vartheta$ s. t. for all $\zeta \in \mathbb{H}_\vartheta$ with $|\zeta| < \zeta_0$ the assertion holds. This corresponds to the use of "large enough R ".

We start by showing the integrability locally around a parabolic point.

Lemma 6.2

Fix $\zeta_0 \in \mathbb{H}_\vartheta$. Locally around any weakly parabolic point p there exists a coordinate z , s. t.

$$\int_t^\infty \left\| \begin{pmatrix} e^{\Lambda(t)-\Lambda(\tau)} & 0 \\ 0 & 1 \end{pmatrix} \begin{pmatrix} e_1(\tau) & e_2(\tau) \\ e_3(\tau) & -e_1(\tau) \end{pmatrix} \right\| d\tau < U(t)e^{-\delta R}$$

for some constant δ and bounded function $U(t) > 0$ that is independent of R for all $\zeta \in \mathbb{H}_\vartheta$ with $|\zeta| < |\zeta_0|$ and all t for which $z(t)$ is still in the neighborhood.

Proof. Let

$$K := \left\| \begin{pmatrix} e^{\Lambda(t)-\Lambda(\tau)} & 0 \\ 0 & 1 \end{pmatrix} \begin{pmatrix} e_1(\tau) & e_2(\tau) \\ e_3(\tau) & -e_1(\tau) \end{pmatrix} \right\|$$

denote the integral kernel. We are interested in the existence of $\int_t^\infty K(\tau)d\tau$. Clearly $\int_t^\infty K(\tau)d\tau$ exists if $\int_{t'}^\infty K(\tau)d\tau$ exists for some large t' , so we consider K more closely.

First note that Λ is a primitive of a function with positive real part, which implies that its real part is monotonically increasing. Thus in this integral $\exp(\Lambda(t) - \Lambda(\tau)) < 1$, so the first matrix in the integrand has norm smaller than 1 in any coordinate neighborhood of p .

We center around a weakly parabolic point p , s. t. Lemma 6.1 holds, so $r^{-\mu}K \leq Ce^{-\delta R}$. As considered in Lemma 3.5 we know that $z(\tau) = z_0 e^{-\frac{e^{i\vartheta}}{m}\tau}$. Thus the integral over K is bounded from above:

$$\int_{t'}^\infty K d\tau = \int_{t'}^\infty r^{-\mu} K r^\mu d\tau \leq \int_{t'}^\infty C e^{-\delta R} r^\mu d\tau \leq C z_0 \int_{t'}^\infty e^{-\frac{e^{i\vartheta}}{m}\mu\tau} d\tau.$$

The last integral is indeed finite, i. e. $\int_{t'}^\infty K(\tau)d\tau$ exists and is smaller than $U(t')e^{-\delta R}$ for some function U that is independent of R . It follows that $\int_t^\infty K d\tau$ exists for all t for which the curve is in this neighborhood and is bounded by some $U(t)$ where the t -dependence denotes that decreasing t increases the integration range and thus the upper bound. We will obtain a uniform bound from this shortly in Lemma 6.4.

As we consider the asymptotic behavior for $\zeta \rightarrow 0$ we note that decreasing $|\zeta|$ may only decrease the norm of the error matrix, so while $U(t)$ may depend on ζ_0 the bound holds for all ζ with smaller absolute value.

□

Note that this is the main use of the special form of a ca -trajectory in our analysis. We use the fact that the local form of the curve is known and the distance of the curve towards the parabolic point decays fast enough. This is enough to guarantee the existence of the solution and together with the exponential suppression of the remainder term later on also suffices to obtain the correct asymptotics and decaying behavior of the hyperkähler metric. This is how we circumvent the use of the WKB approximation.

Now that we have the desired statement locally around the parabolic points we can expand the region for which it holds along the whole ϑ -trajectory. For this we now use contractible neighborhoods.

Lemma 6.3

Fix $\zeta_0 \in \mathbb{H}_\vartheta$. In any contractible open set W inside the standard annulus it holds

$$\int_t^\infty \left\| \begin{pmatrix} e^{\Lambda(t)-\Lambda(\tau)} & 0 \\ 0 & 1 \end{pmatrix} \begin{pmatrix} e_1(\tau) & e_2(\tau) \\ e_3(\tau) & -e_1(\tau) \end{pmatrix} \right\| d\tau < U(t)e^{-\delta R}$$

for some constant δ and bounded function $U(t) > 0$ that is independent of R for all $\zeta \in \mathbb{H}_\vartheta$ with $|\zeta| < |\zeta_0|$ along the generic ϑ -trajectory inside W .

Proof. The standard neighborhood runs along the ϑ -trajectory up until p , so all of the curve (excluding the end point p) lies in the intersection of this neighborhood and the local one of the preceding Lemma 6.2. Inside this intersection the integrands only differ by the derivative of the change of coordinates map, i. e. if the coordinates are z and \tilde{z} we have

$$\begin{aligned} & \int_{\tilde{t}}^\infty \left\| \begin{pmatrix} e^{\Lambda(\tilde{t})-\Lambda(\tau)} & 0 \\ 0 & 1 \end{pmatrix} \begin{pmatrix} e_1(\tau) & e_2(\tau) \\ e_3(\tau) & -e_1(\tau) \end{pmatrix} \right\| d\tau \\ &= \int_t^\infty \left\| \begin{pmatrix} e^{\Lambda(t)-\Lambda(\tau)} & 0 \\ 0 & 1 \end{pmatrix} \begin{pmatrix} e_1(\tau) & e_2(\tau) \\ e_3(\tau) & -e_1(\tau) \end{pmatrix} \right\| D(\tilde{z} \circ z^{-1}) d\tau. \end{aligned}$$

As $\tilde{z} \circ z^{-1}$ is a diffeomorphic map from a bounded region into a bounded region of \mathbb{C} it follows (from Cauchy's integral formula), that $|D(\tilde{z} \circ z^{-1})|$ is bounded.

Thus the integral is also finite in the standard neighborhood along the intersection. But for smaller values of t in the standard neighborhood only a finite term is added. Thus the integral exists along the whole ϑ -trajectory. As the entries of the error matrix are also exponentially suppressed everywhere, it follows the claim. \square

This would now already be enough to infer the existence of the solution on any interval $[t, \infty)$, but the upper bound involves a t -dependence in $U(t)$ which could a priori increase unboundedly as $t \rightarrow -\infty$ which would then prohibit us from finding a uniform R for which the solution exists all along the curve. Fortunately this can't happen in our setting, as the generic ϑ -trajectory starts and ends at a parabolic point, at each of which the consideration of Lemma 6.2 applies. So we may take another step to achieve some more uniform behavior.

Lemma 6.4

There exist uniform $\delta, \tilde{C} > 0$, i. e. independent of $|\zeta| < |\zeta_0|$ and t such that

$$\int_t^\infty \left\| \begin{pmatrix} e^{\Lambda(t)-\Lambda(\tau)} & 0 \\ 0 & 1 \end{pmatrix} \begin{pmatrix} e_1(\tau) & e_2(\tau) \\ e_3(\tau) & -e_1(\tau) \end{pmatrix} \right\| d\tau < \tilde{C}e^{-\delta R}$$

for all R large enough and ζ small enough.

Proof. As both ends of the generic ϑ -trajectory run into a weakly parabolic point the arguments we used in the proof of Lemma 6.2 apply for both ends of the curve and as mentioned in Lemma 6.3 between the ends only a finite part is added. Thus

$$\int_{-\infty}^\infty \left\| \begin{pmatrix} e_1(\tau) & e_2(\tau) \\ e_3(\tau) & -e_1(\tau) \end{pmatrix} \right\| d\tau$$

exists. Furthermore it is exponentially suppressed by $Ce^{-\delta R}$ for some constants C and δ which are now both independent of t . With the same arguments as in Lemma 6.2 they can also be chosen independent of $|\zeta| < |\zeta_0|$. As $\exp(\Lambda(t) - \Lambda(\tau)) \leq 1$ still holds everywhere along the ϑ -curve we have for all $t \in \mathbb{R}$ and $|\zeta| < |\zeta_0|$ the exponential suppression

$$\int_t^\infty \left\| \begin{pmatrix} e^{\Lambda(t)-\Lambda(\tau)} & 0 \\ 0 & 1 \end{pmatrix} \begin{pmatrix} e_1(\tau) & e_2(\tau) \\ e_3(\tau) & -e_1(\tau) \end{pmatrix} \right\| d\tau \leq \int_t^\infty \left\| \begin{pmatrix} e_1(\tau) & e_2(\tau) \\ e_3(\tau) & -e_1(\tau) \end{pmatrix} \right\| d\tau < \tilde{C}e^{-\delta R}.$$

□

We have thus achieved the main estimate for obtaining the solution of the Volterra equation which shall be our basic ingredient for constructing the metric.

Theorem 6.5

For large enough R there exists a unique solution of the integral equation

$$x(t) = \begin{pmatrix} 0 \\ 1 \end{pmatrix} - \int_t^\infty \begin{pmatrix} e^{\Lambda(t)-\Lambda(\tau)} & 0 \\ 0 & 1 \end{pmatrix} \begin{pmatrix} e_1(\tau) & e_2(\tau) \\ e_3(\tau) & -e_1(\tau) \end{pmatrix} x(\tau) d\tau \quad (13)$$

all along any generic ϑ -trajectory.

Proof. From the Lemma 6.4 above we infer that the integral over the kernel is < 1 for large enough R and the initial value function is bounded. Thus via Theorem 5.2 a unique solution to the equation exists all along the ϑ -trajectory. □

With the unique existence of a solution x to the equation we obtained by detaching the leading part we have now a good characterization of the small flat section along a generic ϑ -trajectory γ as $s(t) = x(t)e^{-\Lambda_2(t)}$.

Definition 6.6

The *small flat section* for a weakly parabolic point p is the solution of the corresponding initial value problem at infinity that becomes finite when going into p along a generic ca -trajectory after detaching the leading term.

In this definition the choice of $(0, 1)^t$ as leading term is arbitrary. Other complex multiples would work just as well and cancel in the final expression of \mathcal{X} . Additionally the choice for p now depends on the specific ca -curve we use to approach p . Taking the boundary of a standard quadrilateral works, as we simply need a way to choose a section. One might worry, that the section that is small along one curve may become large for a curve in the same isotopy class which was used in defining the triangulation, but as we will show in the next section, this can actually not occur.

6.2 Constructing the coordinates

Now that we have the solution we can say more about its asymptotic behavior and its derivative. For this we keep the notions that we fixed before and also fix a $\zeta_0 \in \mathbb{H}_\vartheta$. We now talk about "small" $\zeta \in \mathbb{H}_\vartheta$ i. e. $|\zeta| < |\zeta_0|$, so the statements above lead to uniform constants.

Proposition 6.7

For small ζ the small flat section along a ca -trajectory γ is of the form

$$s(t) = e^{-\Lambda_2(t)} \left(\begin{pmatrix} 0 \\ 1 \end{pmatrix} + x^r \right),$$

with x^r some \mathbb{C}^2 -valued function with $|x^r| \leq \tilde{K}e^{-\delta R}$ for some constant \tilde{K} .

Proof. First we note, that the previous considerations lead for small enough ζ to a (uniform) constant K , s. t.

$$\int_t^\infty \left\| \begin{pmatrix} e^{\Lambda(t)-\Lambda(\tau)} & 0 \\ 0 & 1 \end{pmatrix} \begin{pmatrix} e_1(\tau) & e_2(\tau) \\ e_3(\tau) & -e_1(\tau) \end{pmatrix} \right\| d\tau < Ke^{-\delta R}.$$

The estimate from the integral equation theory 5.4 thus leads to

$$|x| \leq \frac{1}{1 - Ke^{-\delta R}}.$$

Plugging this back into the right hand side of the integral equation (13), we obtain the estimate

$$\left\| \int_t^\infty \begin{pmatrix} e^{\Lambda(t)-\Lambda(\tau)} & 0 \\ 0 & 1 \end{pmatrix} \begin{pmatrix} e_1(\tau) & e_2(\tau) \\ e_3(\tau) & -e_1(\tau) \end{pmatrix} x(\tau) d\tau \right\| \leq Ke^{-\delta R} \cdot \frac{1}{1 - Ke^{-\delta R}} =: \tilde{K}e^{-\delta R}.$$

Here we use that for R large enough $\frac{K}{1-Ke^{-\delta R}}$ is bounded by some (uniform) constant \tilde{K} . Thus the integral equation leads to

$$x = \begin{pmatrix} 0 \\ 1 \end{pmatrix} + x^r$$

where x^r is some function with $|x^r| \leq \tilde{K}e^{-\delta R}$. The form for s follows readily. \square

Thus we see that for large enough R the small flat section s is dominated by the leading part $(0, 1)^t$ of x .

Now we want to build the product $s^1 \wedge s^2$ where s^1 and s^2 are the small flat sections for two weakly parabolic points p_1 and p_2 joined by the ϑ -trajectory. We recall that we fixed the orientation of the ϑ -trajectory γ in section 6.1. So if s^1 is the small flat section constructed there, then for constructing s^2 we have to change the orientation of the ϑ -curve, i. e. consider the flatness equation (11) along $\tilde{\gamma}(t) := \gamma(-t)$ which leads to a change of sign in the ODE, which in turn exchanges the role of the first and second coordinate in the local expression of the solution. The calculations then work just as before and we obtain a solution s^2 that decays in the other direction. Now evaluating this section again along γ we obtain

$$s^2(t) = e^{\Lambda_1(t)} \left(\begin{pmatrix} 1 \\ 0 \end{pmatrix} + y^r \right),$$

for some exponentially suppressed y^r . We have thus obtained that the small flat section for one direction grows in the other direction and can thus infer the next important result.

Proposition 6.8

The small flat sections for two weakly parabolic points that are connect by a generic ca-trajectory are linearly independent decorations.

Note that as of the complex 2-dimensional nature of the space of solutions of the linear ODE (11) we have thus obtained all solutions there are.

Corollary 6.9

The small flat sections for two weakly parabolic points connected by a generic ca-curve form a fundamental system for the ODE (11).

Before proceeding, we have to take care that the definitions make sense everywhere in a quadrilateral containing two zeroes of q . The important objects to take care of are the primitive functions Λ_j of λ_j for $j \in \{1, 2\}$. These can't be chosen globally, so we take one primitive Λ_j^i for each puncture, each defined on a neighborhood of the two ϑ -trajectories running into the parabolic point p_i (and excluding p_i itself). Now we can calculate the \wedge -product which is locally evaluated as $\det[s^1, s^2]$.

Corollary 6.10

The wedge-product of two small flat sections s^1 and s^2 along a ϑ -trajectory with remainder terms x^r and y^r is

$$s^1 \wedge s^2 = e^{-\Lambda_2^1} \left(\begin{pmatrix} 0 \\ 1 \end{pmatrix} + x^r \right) \wedge e^{\Lambda_1^2} \left(\begin{pmatrix} 1 \\ 0 \end{pmatrix} + y^r \right) = e^{\Lambda_1^2 - \Lambda_2^1} (1 + r),$$

for some function r which is exponentially suppressed in R (independently of ζ).

Until now we considered the sections evaluated along some ϑ -trajectory γ . For the formula of the \mathcal{X} -coordinates the section needs to be evaluated at points along two ϑ -trajectories (that are the two sides of the quadrilateral running into the same vertex). For this we consider that the section is well defined on the contractible neighborhood of the two ϑ -curves and obtained from the solution along γ via parallel transport. Thus we may obtain the value on the second curve by connecting the two curves along any other curve inside the neighborhood and solving the ODE along this connecting curve. But we may use the fact that the solutions along the other curve are also obtained as corresponding small flat sections, as they give us the full space of solutions of the ODE. Thus we only need to examine whether the curve may actually become unbounded along the second curve when running into the pole. Otherwise it will still be a small flat section along this second curve and thus a solution to the ODE we already solved, albeit it with maybe another initial value at infinity which will be important later as we discuss the derivative.

To get a good control over the parallel transport we use the neighborhood around a pole as the ϑ -trajectories are well known there and they allow for good approximation of the solution as we've already seen. The following observation is needed later on and follows rather directly from the definition:

Lemma 6.11

Let α be a ϑ -curve and β be a $\tilde{\vartheta}$ -curve for some quadratic differential q in any local chart. Then at every intersection the (euclidean) angle between α and β is independent of the point of intersection and the specific curves α and β .

Proof. Consider α and β in standard parametrization. Let x be a point of intersection, i. e. $\alpha(t_1) = x = \beta(t_2)$. From the definition it follows

$$q(\alpha(t))\alpha'(t) = e^{i\vartheta} = e^{i(\vartheta - \tilde{\vartheta})} e^{i\tilde{\vartheta}} = e^{i(\vartheta - \tilde{\vartheta})} q(\beta(t))\beta'(t)$$

for all t . Thus at the point of intersection we obtain

$$\alpha'(t_1) = e^{i(\vartheta - \tilde{\vartheta})} \beta'(t_2).$$

Thus we see that the tangents are related by a rotation of $\vartheta - \tilde{\vartheta}$ which is independent of the choice of curves or intersection point. \square

Now let γ and ν be the two sides of Q that share some vertex p and s the small flat section along γ . The idea now is to use the same techniques as before to obtain an estimate along ν by estimating a corresponding integral equation along a curve that connects γ and ν . For this we first have to define a curve along which we parallel transport the section. We need the curve to lie inside the quadrilateral and it has to be of a form which allows for the same kinds of calculations as before, i. e. the growth of the section along the curve has to be known in some way. It is thus natural in our setting to look for ca -curves connecting the sides of the quadrilateral.

Proposition 6.12

Let U be the standard neighborhood around a weakly parabolic point and γ and ν the parts of two sides of the standard quadrilateral for ϑ in this neighborhood. Let V be a neighborhood of ϑ and $x = \gamma(t_x)$ any Element in the image of γ .

Then there exists $\tilde{\vartheta} \in V$, and a $\tilde{\vartheta}$ -trajectory $\tilde{\gamma}$ that intersects γ in x and ν in $y := \nu(t_y)$ that lies in the quadrilateral for all $t_x < t < t_y$.

Furthermore $t_y - t_x = d$ for some constant $d_{\tilde{\vartheta}}$ that does depend on $\tilde{\vartheta}$ and the choice of γ and ν , but not on the choice of x on γ .

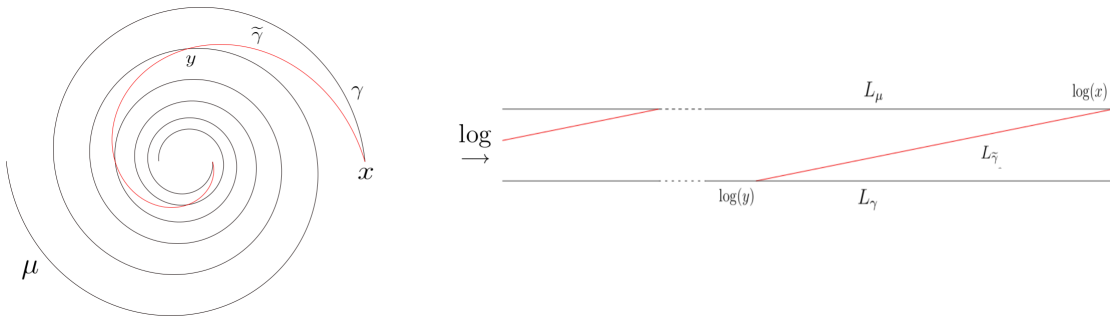


Figure 2: The ϑ -trajectories are mapped by the logarithm to a horizontal strip, whereas the $\tilde{\vartheta}$ -trajectory is mapped to a straight line intersecting the strip at constant angles.

Proof. We consider the standard neighborhood U around a weakly parabolic point, where $-qdz = \det(\Phi) = \frac{m}{z}dz$. In this neighborhood the ϑ -trajectories are known to be logarithmic spirals (or straight lines) except for two exceptional values of ϑ_c where they become concentric circles around the parabolic point. We may parametrize all these spirals as $\mu(t) = \mu_0 e^{i\omega t}$ for differing values of μ_0 and with ω only depending on ϑ with $\text{Re}(\omega) < 0$ as seen before. Let γ and ν be the parts of two sides of the standard quadrilateral in this neighborhood. Their images together with 0 separates the neighborhood into two regions, one of which corresponds to the inside of the quadrilateral, which shall be called I . As the ϑ -trajectories don't intersect, there are ϑ -trajectories that lie in the complement I^c . We may take any one of them, say α , to be a branch cut on U and define a biholomorphic logarithm on $U \setminus (\text{Im}(\alpha) \cup \{0\})$.

The domain of \log then includes I . The logarithm now maps all the ϑ -trajectories μ (excluding α) to parallel lines L_μ which we rotate to be horizontal, so L_γ and L_ν define a horizontal strip S . In the following \log shall denote the composition of the logarithm and the rotation. In $\text{Im}(\log)$ the left endpoints of the L_μ correspond to the values μ_0 of μ at $t = 0$ in U while $0 \in U$ is mapped to $-\infty$ to the left.

Now let $\tilde{\gamma}$ be a ca -trajectory in for some $\tilde{\vartheta} \neq \pm\vartheta$ that intersects γ at some point x . The part of the curve starting at x is then also mapped to a straight line at least until some point, where it intersects α , which happens somewhere, as $\tilde{\vartheta} \neq \pm\vartheta$ (cf. figure 2).

As the mapping is biholomorphic $L_{\tilde{\gamma}}$ intersects L_γ in the point $\log(x)$ at some non-zero angle β which, as of Lemma 6.11 is constant for all intersection points. We recall that the ca -trajectories are oriented as running into 0. For $\tilde{\vartheta}$ close enough to ϑ we thus have that depending on whether $\tilde{\vartheta}$ is bigger or smaller than ϑ the straight line $L_{\tilde{\gamma}}$ continues in the strip S or outside of S . We may thus take $\tilde{\vartheta}$ arbitrarily close to ϑ and such that $L_{\tilde{\gamma}}$ continues in the strip S . Being a straight line, $L_{\tilde{\gamma}}$ will intersect L_μ at some point $\log(y)$ and the thus defined segment is the image of a part of the ca -trajectory $\tilde{\gamma}$ inside I under the logarithm. Thus $\tilde{\gamma}$ intersects γ and μ in $x = \gamma(t_x)$ and $y = \mu(t_y)$ stays inside I for all $t_x < t < t_y$.

To calculate $t_x - t_y$ note that $L_\gamma = a_1 + t \text{Re}(\omega)$ and $L_\mu = a_2 + t \text{Re}(\omega)$ for $a_1 := \log(\gamma(0))$ and $a_2 := \log(\mu(0))$. Now $L_{\tilde{\gamma}}$ has the form $L_{\tilde{\gamma}}(t) = L_0 + te^{i\beta}$ and intersects L_γ in t_x and L_μ in t_y . We obtain, that

$$\begin{aligned} a_2 - a_1 + \text{Re}(\omega)(t_y - t_x) &= a_2 + t_y \text{Re}(\omega) - (a_1 + t_x \text{Re}(\omega)) = L_\mu(t_y) - L_\gamma(t_x) \\ &= L_{\tilde{\gamma}}(t_y) - L_{\tilde{\gamma}}(t_x) = t_y e^{i\beta} - t_x e^{i\beta} = (t_y - t_x) e^{i\beta} \\ \Rightarrow |t_y - t_x| &\leq \left| \frac{a_2 - a_1}{e^{i\beta} - \text{Re}(\omega)} \right| =: d. \end{aligned}$$

Note that a_2 and a_1 are constants that only depend on the sides of the quadrilateral, as is ω . Also β is constant for all intersections of $\tilde{\gamma}$ and any part of any ϑ -trajectory everywhere in I as of Lemma 6.11 and the biholomorphicity of \log . Thus we conclude that $|t_y - t_x| = d$ is constant for all $\tilde{\gamma}$ -trajectories connecting γ and μ in U . \square

We have thus obtained the prerequisites for transporting the small flat section that was obtained along some side γ of the quadrilateral Q to another side μ . For the proof we can now use ideas similar to the ones that helped before.

Proposition 6.13

Let γ and μ be two sides of the quadrilateral Q sharing a vertex p and s the small flat section along γ . If ζ is small enough then s evaluated along μ is of the form

$$s(t) = e^{-\Lambda_2(t)} \left(\begin{pmatrix} 0 \\ 1 \end{pmatrix} + x^r \right),$$

with x^r some \mathbb{C}^2 -valued function with $|x^r| \leq \tilde{K} e^{-\delta R}$ for some constant \tilde{K} .

Proof. To parallel transport the small flat section from one side of the quadrilateral to another we use the formulation via an integral equation as we have done before, only now we do not need to consider the integral up to infinity. We recall that in our set-up ϑ is fixed and we consider only those ζ which lie in the open half-plane \mathbb{H}_ϑ . Thus ζ also lies in the half-plane $\mathbb{H}_{\tilde{\vartheta}}$ for $\tilde{\vartheta}$ close enough to ϑ . Now we chose any point p_s on μ close enough to the parabolic point, s. t. it lies in the neighborhood where the ca -trajectories may be expressed as logarithmic spirals. As of the previous Proposition 6.12 there exists a $\tilde{\vartheta}$ -trajectory $\alpha : [a, b] \rightarrow C$ with starting point $\alpha(a) = p_s$ and first intersection with γ at $\alpha(b) = p_e$, s. t. the image of the curve is contained in the quadrilateral and $b - a \leq d$ for some constant d that does not depend on the starting point p_s .

We now consider the solution of our ODE via variation of constants along α , i. e. the parallel transport along α is the unique solution $x : [a, b] \rightarrow \mathbb{R}^2$ to the integral equation

$$x(t) = \begin{pmatrix} e^{\Lambda(t)-\Lambda(b)} & 0 \\ 0 & 1 \end{pmatrix} x(b) - \int_t^b \begin{pmatrix} e^{\Lambda(t)-\Lambda(\tau)} & 0 \\ 0 & 1 \end{pmatrix} \begin{pmatrix} e_1 & e_2 \\ e_3 & -e_1 \end{pmatrix} x(\tau) d\tau. \quad (14)$$

Note that $x(b)$ is now the "initial value" of x at the end point p_e instead of the value at infinity. Here Λ is again a primitive of λ as above but now evaluated along α . The theory developed before also holds for these usual Volterra equations where the integral does not go to infinity [Win10].⁹

Thus we have a unique solution from which we would like to gather information about $x(a) = x(p_s)$ on μ by estimating it against $x(b) = x(p_e)$ on γ , using the techniques we already developed for the infinite case. As ζ lies in the half-plane $\mathbb{H}_{\tilde{\vartheta}}$ we still have that $\Lambda(t) - \Lambda(\tau)$ has negative real part, which holds in particular for $\tau = b$. Thus the norm of the first matrix in the integrand is smaller than 1 while the norm of the error matrix stays bounded by some $Ce^{-\delta R}$ as before for ζ small enough. As the domain of the integral is bounded by d we obtain for large enough R that the integral over the kernel is smaller than 1, so a unique solution exists. As the matrix in the initial value function is also bounded by 1, we obtain:

$$|x(t)| \leq \frac{|x(b)|}{1 - dCe^{\delta R}}.$$

Plugging this estimate back into the the right hand side of the equation (14) we obtain for the integral

$$\left| \int_t^b \begin{pmatrix} e^{\Lambda(t)-\Lambda(\tau)} & 0 \\ 0 & 1 \end{pmatrix} \begin{pmatrix} e_1 & e_2 \\ e_3 & -e_1 \end{pmatrix} x(\tau) d\tau \right| \leq \int_t^b Ce^{-\delta R} \frac{|x(b)|}{1 - dCe^{-\delta R}} d\tau \leq |x(b)| \tilde{C} e^{-\delta R} \quad (15)$$

for some uniform constant \tilde{C} . The full equation (14) thus shows us, that we have:

$$x(t) = \begin{pmatrix} e^{\Lambda(t)-\Lambda(b)} & 0 \\ 0 & 1 \end{pmatrix} x(b) + v(t) \quad (16)$$

⁹More accurately the theory developed here tried to broaden the already existing theory for these equations to the case of an initial value at infinity.

where $|v(t)| \leq |x(b)|\tilde{C}e^{-\delta R}$ along the whole segment. As $\Lambda(t) - \Lambda(\tau) \leq 0$ along the segment, we obtain the estimate

$$|x(t)| \leq |x(b)|(1 + Ce^{-\delta R}). \quad (17)$$

In particular we have the (in)equalities 16 and 17 for $t = a$, i. e. for large enough R the endpoints $x(a)$ and $x(b)$ on the two sides of the quadrilateral differ by some (bounded) multiplicative factor in the first component (that vanishes for $\zeta \rightarrow 0$ or $R \rightarrow \infty$) and an added vector which is bounded by the norm of the function on the other side multiplied with some exponentially suppressed constant. Note that this argument is valid for all ϑ segments arbitrarily close to the weakly parabolic point p and the upper bounds can be chosen to be valid for all arbitrarily close segments. Now $x(b)$ is the value of the section on the side where the small flat section was defined which is bounded near p , so the value on the other side is also bounded. This already shows that the transported section along the second side must also be a small flat section as the big sections would have to surpass every upper bound somewhere close to the parabolic point. Thus we know that the section has a limit along the second side going into the parabolic point and the first component of this limit must vanish. As $x(b)$ has limit $(0, 1)^t$ going into p along γ the limit along the second side μ is $(0, 1 + \epsilon)$ for some constant ϵ with norm $|\epsilon| \leq Ce^{-\delta R}$ for some uniform constant C for ζ small enough.

Therefore the section along μ is the solution of

$$x(t) = \begin{pmatrix} 0 \\ 1 + \epsilon \end{pmatrix} - \int_t^\infty \begin{pmatrix} e^{\Lambda(t) - \Lambda(\tau)} & 0 \\ 0 & 1 \end{pmatrix} \begin{pmatrix} e_1(\tau) & e_2(\tau) \\ e_3(\tau) & -e_1(\tau) \end{pmatrix} x(\tau) d\tau,$$

where Λ and the integral are now taken along μ . As ϵ is exponentially bounded it follows with the same arguments as in Proposition 6.7 that x is of the form

$$x(t) = \begin{pmatrix} 0 \\ 1 \end{pmatrix} + x^r,$$

with x^r some \mathbb{C}^2 -valued function with $|x^r| \leq \tilde{K}e^{-\delta R}$ for some constant \tilde{K} . Again the form for s follows readily. \square

We can now proceed to build the \mathcal{X}_E coordinate (where we mostly suppress the explicit dependence on the triangulation, q and ϑ in the notation). For this consider again the standard quadrilateral Q associated to an edge E of the triangulation with vertices given by four weakly parabolic points p_i .¹⁰ We want to build the \wedge -product according to the definition 3.18 of \mathcal{X}_E . But to do so we have to consider that our calculations up until now was always validated on contractible subsets of the standard annulus S in Q and we already introduced different primitives for λ in the different patches belonging to two different ϑ -curves. This now has to be done for all of the four sections of the quadrilateral. Additionally

¹⁰In the following all of the expressions involving the indices of the vertices, like p_{i+2} , are to be considered as mod 4 as we talk about a quadrilateral with four vertices.

for each vertex p_i there are two sides joining p_i and thus two small flat sections of $\nabla(\zeta)$ which are given by the solution of the integral equation along these two curves, from which one has to be chosen. Our way for doing this is the following:

First we remember that we fixed the orientation for the ϑ -curves depending on $q^{1/2}$ (cf. the discussion of the flatness equation (11)). This implies that if one side of the quadrilateral Q is given by a curve oriented as running into a vertex p_i (for $t \rightarrow \infty$) the other side of Q sharing the vertex p_i is also oriented as running into p_i . Thus two vertices of Q are points into which the ϑ -curves run, and the other two vertices are points from which the curves emerge. We start with labeling one of the points into which the curves run as p_1 and label the following vertices clockwise. Now we label the side joining p_4 and p_1 as γ_1 with is thus oriented in such a way that γ_1 converges to p_1 for $t \rightarrow \infty$. The other side joining p_1 connects p_1 and p_2 and shall be labeled as γ_2 and is also oriented in such a way that γ_2 converges to p_1 for $t \rightarrow \infty$. Now p_2 will be a vertex from which ϑ -curves emerge, while p_3 will be of the same type as p_1 . So we proceed for γ_3 and γ_4 in the same way as for γ_1 and γ_2 , just now for the vertex p_3 . In this way we obtain four oriented curves as sides of Q . For each of the vertices p_i let Λ_1^i be a primitive of $\lambda_1 := -\frac{R}{\zeta}q^{1/2} - R\zeta q^{1/2} - \bar{a}_1 d\bar{z} + a_1 dz$ and Λ_2^i a primitive of $\lambda_2 := -\frac{R}{\zeta}q^{1/2} - R\zeta q^{1/2} + \bar{a}_2 d\bar{z} - a_2 dz$ defined on a simply connected neighborhood U_i of γ_i and γ_{i+1} in S^{11} . Note that these primitives exist as p is holomorphic and the frame was chosen in such a way that $d(\bar{a}_j - a_j) = 0$. Evaluated along a ϑ -curve these primitives become the primitives that were used in the calculations above (cf. equation (11)). Finally for each vertex we choose s^i to be the small flat section along γ_i defined using the primitives Λ_j^i and extended to sections of $\nabla(\zeta)$ on U_i (cf. figure 3). This extension is possible as the U_i are simply connected and $\nabla(\zeta)$ is flat. We note that this way of choosing the sections is not necessary. Other choices lead to the same \mathcal{X} coordinates as the small flat sections only differ by a (constant) complex scalar, which cancels in the final \wedge -product. This also justifies the arbitrary choice of the "initial value at infinity" as $(0, 1)^t$. Thus we may now define the \mathcal{X} -coordinate.

Proposition 6.14

Let Q be a standard quadrilateral with vertices p_i and small flat sections chosen as described above. Then for $z_1 \in U_1 \cap U_4$ and $z_3 \in U_2 \cap U_3$ the product

$$-\frac{(s^1 \wedge s^2)(z_1)(s^3 \wedge s^4)(z_3)}{(s^4 \wedge s^1)(z_1)(s^2 \wedge s^3)(z_3)} =: -\frac{(s^1 \wedge s^2)(s^3 \wedge s^4)}{(s^4 \wedge s^1)(s^2 \wedge s^3)} =: \mathcal{X}_E$$

is well defined, non-zero and independent of the evaluation points z_1, z_3 .

Proof. By construction the \wedge -products are defined on z_1 and z_3 . As of Propositions 6.8 and 6.13 it follows that all of the \wedge -products are non-zero, so \mathcal{X} is well defined and non-zero. The independence of the evaluation points is also true by construction, cf. the discussion preceding the definition 3.18. \square

¹¹This neighborhood can be taken to be S minus some branch cut connecting p_{i+2} and the inner boundary of the annulus S .

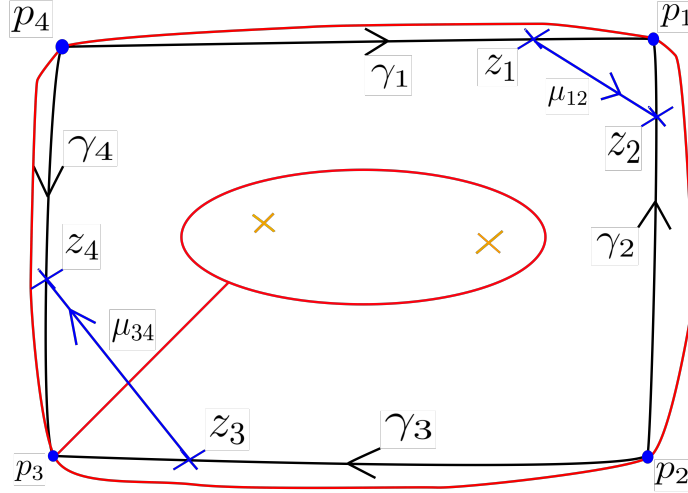


Figure 3: A standard quadrilateral given by four oriented ϑ -curves γ_i . The orange crosses denote the zeroes of $-q$ and the blue circles the weakly parabolic points. The blue crosses denote the evaluation points for the small flat sections and the blue lines are curves along which two of the \wedge -products are transported. The red outer and inner "circles" are the boundary of a standard annulus. Together with the red straight arc they form the boundary of the simply connected neighborhood U_1 for γ_1 .

So \mathcal{X}_E only depends on the parameters of the Higgs pair, ζ , ϑ and the choice of quadrilateral. Thus if we fix ζ and ϑ we obtain functions on \mathcal{M} . As described in section 3.2 it follows from the work of Fock and Goncharov [FG06] and the treatment in [GMN13b] that the collection of these functions for all edges are actually coordinates of \mathcal{M} , called the *canonical coordinates*.

Now consider the cycle $\gamma_E \in H_1(\Sigma'_q; \mathbb{Z})$ encircling the preimage of the two zeroes inside of Q in the (punctured) spectral curve Σ'_q . One of the key claims in [GMN13b] is that in the $\zeta \rightarrow 0$ asymptotic the period integral $\oint_{\gamma} (q^{1/2})^*$ emerges as the leading term for the \mathcal{X} -coordinates, where $(q^{1/2})^*$ denotes the Liouville (tautological) 1-form on T^*C . That is by pushing γ_E down to a cycle on C (which we'll also denote by γ_E) one has $\mathcal{X}_{\gamma_E} \sim c_{\gamma_E} \exp(\frac{R}{\zeta} \oint_{\gamma_E} q^{1/2} dz)$ for some constant c_{γ_E} . Their conjecture was based on the WKB method but had not been rigorously proven until now. With the calculations done above we can now achieve this, but one technical detail has to be accounted for. As noted above [GMN13b] used the convention that the matrix representing $\nabla(\zeta)$ is traceless, which leads to a z -invariance of the \wedge -products even before taking the quotient in the \mathcal{X} -definition. Thus they can evaluate the sections on each curve so that the primitives combine in just the right way to create the period integral. In our set-up the connection matrix is not traceless, so this independence does not hold. Additionally from Propositions 6.8 and 6.13 we only have the detailed description of $s^i \wedge s^k$ along the curve connecting the vertices p_i and p_k . But the definition of \mathcal{X} implies that at least two of the \wedge -products have to be evaluated in a point on some other side. We have to account for this by parallel transporting two of the \wedge -products to other sides. As the $s^i \wedge s^k$ are sections of a line bundle this is done rather easily.

Lemma 6.15

Let γ_i and γ_{i+1} be the sides of a standard quadrilateral Q sharing the vertex p_i , with $z_i \in \text{Im}(\gamma_i)$ and $z_{i+1} \in \text{Im}(\gamma_{i+1})$ two points on these sides of Q . Let s^i and s^{i+1} be the corresponding small flat sections defined on the neighborhoods U_i and U_{i+1} .

Then for every curve $\mu \in U_i \cap U_{i+1}$ connecting z_i and z_{i+1} it holds:

$$s^i \wedge s^{i+1}(w_2) = e^{\int_{\mu} (a_1+a_2)dz - \overline{a_1+a_2}d\bar{z}} s^i \wedge s^{i+1}(w_1),$$

Proof. From Proposition 6.13 and Corollary 6.9 s^i and s^j define a fundamental system for the linear ODE $s'(t) = B(t)s(t)$ given by the flatness equation (11) along μ . The equation is now simply an application of Liouville's formula where we note that the only part of the connection matrix of $\nabla(\zeta)$ that is not traceless comes from the leading part of the Chern connection (cf. Remark 4.12), which is just $(a_1 + a_2)dz - \overline{a_1 + a_2}d\bar{z}$ (cf. equation (12)). \square

Finally we can see the emergence of the period integrals.

Theorem 6.16

Let Q be the standard quadrilateral for an edge E of a ϑ -triangulation of C . The canonical coordinate for Q can be expressed as

$$\mathcal{X}_E = -(1 + r_q) \exp \left(\frac{R}{\zeta} \oint_{\gamma_E} q^{1/2} + R\zeta \oint_{\gamma_E} \overline{q^{1/2}} + \oint_{\gamma_E} a_1 dz - \overline{a_1} d\bar{z} \right),$$

where r_q is exponentially suppressed in R for small enough ζ , and γ_E is the projection of a cycle in $H_1(\Sigma'_q; \mathbb{Z})$ corresponding to the edge E , that is a simple closed curve in Q encircling the two zeros of q once.

Proof. With the same notations as before we choose a point $z_i \in \text{Im}(\gamma_i)$ on each of the sides of the standard quadrilateral Q and curves μ_{kl} connecting the points z_k and z_l in $U_k \cap U_l$ (cf. figure 3). For abbreviation we write $\text{tr}(\nabla(\zeta)) := \overline{a_1 + a_2}d\bar{z} - (a_1 + a_2)dz$. Then using Lemma 6.15 to parallel transport the \wedge -products to the sides where they can be evaluated as in corollary 6.10 we obtain the following expression: ¹²

$$\begin{aligned} \mathcal{X}_E &= -\frac{(s^1 \wedge s^2)(z_2)(s^3 \wedge s^4)(z_4)}{(s^4 \wedge s^1)(z_2)(s^2 \wedge s^3)(z_4)} = -\frac{(s^1 \wedge s^2)(z_2)(s^3 \wedge s^4)(z_4)}{(s^4 \wedge s^1)(z_1)(s^2 \wedge s^3)(z_3)} e^{-\int_{\mu_2} \text{tr}(\nabla(\zeta)) - \int_{\mu_4} \text{tr}(\nabla(\zeta))} \\ &= -\frac{e^{-\Lambda_2^1(z_2) + \Lambda_1^2(z_2)}(1 + r_{12})e^{-\Lambda_2^3(z_4) + \Lambda_1^4(z_4)}(1 + r_{34})}{e^{\Lambda_1^4(z_1) - \Lambda_2^1(z_1)}(1 + r_{41})e^{\Lambda_1^2(z_3) - \Lambda_2^3(z_3)}(1 + r_{23})} e^{-\int_{\mu_2} \text{tr}(\nabla(\zeta)) - \int_{\mu_4} \text{tr}(\nabla(\zeta))} \\ &= -(1 + r_q) \cdot e^{\Lambda_2^1(z_1) - \Lambda_2^1(z_2) + \Lambda_1^2(z_2) - \Lambda_1^2(z_3) + \Lambda_2^3(z_3) - \Lambda_2^3(z_4) + \Lambda_1^4(z_4) - \Lambda_1^4(z_1)} e^{-\int_{\mu_2} \text{tr}(\nabla(\zeta)) - \int_{\mu_4} \text{tr}(\nabla(\zeta))}, \end{aligned}$$

¹²The right choice of lower indices of Λ_j^i can be a bit confusing here. Proposition 6.7 and the following discussion imply that a small flat section s^i for the vertex p_i along the curve γ_i running into p_i has the exponent $-\Lambda_2^i$ while a small flat section s^{i+1} for the vertex p_{i+1} along the curve γ_i running into p_i has the exponent Λ_1^{i+1} .

where the r_{kl} denote the corresponding remainder terms and r_q is the term emerging from all of the r_{kl} , which is thus, as of Corollary 6.10, exponentially suppressed in R .

The key step is now noticing that $\Lambda_j^i(z_k) - \Lambda_j^i(z_l) = \int_{\mu_{ik}} \lambda_j$ leads to the desired period integrals, which is a bit concealed here as we work with the different λ_j , emerging from $\text{tr} \nabla(\zeta) \neq 0$. So at first we obtain the following:

$$\mathcal{X}_E = -(1 + r_q) \exp \left(\int_{\mu_{21}} \lambda_2 + \int_{\mu_{32}} \lambda_1 + \int_{\mu_{43}} \lambda_2 + \int_{\mu_{14}} \lambda_1 \right) \exp \left(- \int_{\mu_{12}} \text{tr}(\nabla(\zeta)) - \int_{\mu_{34}} \text{tr}(\nabla(\zeta)) \right).$$

To put these integrals together we note that λ_1 and λ_2 differ only by containing expressions of a_1 or a_2 . So for the parts involving $q^{1/2}$ we already obtain a period integral along a simple closed curve μ encircling the two zeroes of q , while we observe the following cancellation for the rest

$$\begin{aligned} \mathcal{X}_E &= -(1 + r_q) \exp \left(-\frac{R}{\zeta} \oint_{\mu} q^{1/2} - R\zeta \oint_{\mu} \overline{q^{1/2}} \right) \\ &\exp \left(\int_{\mu_{21}} \overline{a_2} d\bar{z} - a_2 dz - \int_{\mu_{32}} \overline{a_1} d\bar{z} - a_1 dz + \int_{\mu_{43}} \overline{a_2} d\bar{z} - a_2 dz - \int_{\mu_{14}} \overline{a_1} d\bar{z} - a_1 dz \right) \\ &\exp \left(\int_{\mu_{12}} \overline{a_1} d\bar{z} + \overline{a_2} d\bar{z} - \int_{\mu_{12}} a_1 dz + a_2 dz + \int_{\mu_{34}} \overline{a_1} d\bar{z} - \overline{a_2} d\bar{z} - \int_{\mu_{34}} a_1 dz + a_2 dz \right) \\ &= -(1 + r_q) \exp \left(-\frac{R}{\zeta} \oint_{\mu} q^{1/2} - R\zeta \oint_{\mu} \overline{q^{1/2}} + \oint_{\mu} a_1 dz - \overline{a_1} d\bar{z} \right). \end{aligned}$$

Thus we obtained period integrals on C . The construction as outlined in section 3.3 and described in more detail in [GMN13b] guarantees that the signs match in the right way when comparing μ with γ_E coming from a cycle in $H_1(\Sigma'_q; \mathbb{Z})$ and we obtain the desired result. \square

As noted before the $\oint_{\gamma_E} q^{1/2}$ should be thought of as living on the spectral cover, where the tautological 1-form is integrated along $\gamma_E \in H_1(\Sigma'_q; \mathbb{Z})$. As [GMN13b] already noted the period integrals would vanish if $p^{1/2}$ could be well defined on the whole quadrilateral. But as we had to cut out a disc around the zeroes of p , i. e. the branch points of the spectral curve, we obtain some nonzero value. Following the notation of GMN the periods are denoted $Z_\gamma := \frac{1}{\pi} \oint_{\gamma} q^{1/2}$. They give "special coordinates" on the Hitchin Base \mathcal{B}' corresponding to its special Kähler metric. Similarly note that $\oint_{\gamma} a_1 dz - \overline{a_1} d\bar{z}$ is imaginary-valued and one can show that the functions θ with $i\theta := \oint_{\gamma} a_1 dz - \overline{a_1} d\bar{z}$ for $\gamma_E \in H_1(\Sigma'_q; \mathbb{Z})$ give coordinates of the torus fibers of the Hitchin fibration, thus completing the set of coordinates for the semiflat metric in \mathcal{M}' .

One might wonder at this point that the coordinates don't depend on a_2 anymore which was one of the two entries of the holomorphic structure from which the Chern connection of the Higgs pair was constructed. The vanishing of this term does not lead to a loss of information as the connections for

two Higgs pairs only differ by a traceless matrix so all necessary information is encoded in one of the diagonal entries.

Let us now proceed to show a property of \mathcal{X}_E , which will be important for the twistorial construction later on. First we want to expand the definition of \mathcal{X}_E to large ζ , for which we first have to check whether the small flat sections can be treated in the same way as before for large ζ . We do this by considering $\nabla(-1/\bar{\zeta})$ for small ζ . It is useful in this context to switch the frame and consider the flatness equation $0 = \nabla(\zeta)s$ in an h -unitary frame. So in the following the indices h and h_0 denote the local expression in the h -unitary and h_0 -unitary frame (where the second one is the frame F we used up until now).

In this new frame $H_h = E_2$ locally and so $\varphi_h^{*h} = \overline{\varphi_h^t}$ and $A_{h\bar{z}}^{*h} = \overline{A_{h\bar{z}}^t}$. By construction the change of basis matrix from the h -unitary frame to the h_0 -unitary frame is g^{-1} . So if s_{h_0} is the local expression of a solution of the flatness equation in the h_0 -unitary frame, $s_h := g s_{h_0}$ is the local expression in the h -unitary frame. Now from

$$g \circ (\nabla_{h_0}) \circ g^{-1} s_h = g \circ (\nabla_{h_0} s_{h_0}) = 0$$

it follows, that s_h is a solution of the flatness equation in the h -unitary frame.

We take the ζ -dependence of B_h into account and calculate $\overline{B_h^t}$ using the fact that A is h -unitary:

$$\begin{aligned} \overline{B_h^t}(\zeta, t) &= \left(-\frac{R}{\bar{\zeta}} \overline{\varphi^t} - \overline{A_{h\bar{z}}^t} \right) \bar{z}' + \left((-R\bar{\zeta}) \overline{\varphi^{*h}} - \overline{A_{h\bar{z}}^t} \right) z' \\ &= \left(-\frac{R}{\bar{\zeta}} \varphi^{*h} + A_{h\bar{z}} \right) \bar{z}' + \left((-R\bar{\zeta}) \varphi + A_{h\bar{z}} \right) z' \\ &= -B_u\left(-\frac{1}{\bar{\zeta}}, t\right). \end{aligned}$$

Let s and b denote the small flat sections for two parabolic points p_1 and p_2 joined by γ . From the Proposition 6.8 we know that they are linearly independent and thus form a fundamental system X for the ODE given by $B_h(\zeta)$:

$$X = \begin{pmatrix} s_h^1 & b_h^1 \\ s_h^2 & b_h^2 \end{pmatrix}.$$

Combining the result above with a standard argument we obtain

$$\begin{aligned} 0 &= \frac{d(XX^{-1})}{dt} = X'X^{-1} - X(X^{-1})' = B_h(\zeta)XX^{-1} - X(X^{-1})' \\ &\Rightarrow (X^{-1})' = -X^{-1}B_h(\zeta) \\ &\Rightarrow \left(\overline{X^{-1}}^t\right)' = -\overline{B_h(\zeta)}^t \overline{X^{-1}}^t \\ &\Rightarrow \left(\overline{X^{-1}}^t\right)' = B_h\left(-\frac{1}{\bar{\zeta}}\right) \overline{X^{-1}}^t. \end{aligned}$$

So we see that a fundamental system for $-\frac{1}{\zeta}$ is given by

$$\overline{X^{-1}t} = \frac{1}{s_h^1 b_h^2 - s_h^2 b_h^1} \begin{pmatrix} \overline{b_h^2} & -\overline{s_h^2} \\ -\overline{b_h^1} & \overline{s_h^1} \end{pmatrix}.$$

Thus we see that the sections given by these rows of this matrix are flat sections for $-\frac{1}{\zeta}$. We denote them by $\tilde{s} := \frac{1}{s_h^1 b_h^2 - s_h^2 b_h^1} (-\overline{s_h^2}, \overline{s_h^1})$ and $\tilde{b} := \frac{1}{s_h^1 b_h^2 - s_h^2 b_h^1} (\overline{b_h^2}, -\overline{b_h^1})$. We would like these sections to be the corresponding small flat sections, so we have to check how they behave as $t \rightarrow \infty$. But to be able to compare them to the sections considered before we first have to transform back to the h_0 -unitary frame. Using the fact that the transform is given by g^{-1} and using Lemma 4.9 a short calculation shows that \tilde{s} decays exponentially for $t \rightarrow \infty$, while \tilde{b} grows. Thus we have the same structure as before and can expand our choice of small flat sections to $-\frac{1}{\zeta}$ for small ζ . As before there is a complex 1-dimensional subspace of small flat sections and we may choose a unique one by demanding the a certain limit for $t \rightarrow \infty$ after extracting the leading term. Again this choice is of no real importance as complex factors cancel in the final expression for \mathcal{X}_E .

Now we have to remember that s and b are the small flat section for the vertices p_1 and p_2 for some small ζ and a ϑ -curve running from the p_2 into p_1 . We want \tilde{s} to be the small flat section for some vertex. As explained above the behaviour is just right but we have to take care of the correct domain in the ζ -plane. By construction the decoration at any parabolic point is only defined if $\zeta \in \mathbb{H}_\vartheta$. Now $-\frac{1}{\zeta}$ is not in \mathbb{H}_ϑ as it has exactly the opposite phase. But it is thus in the half space $\mathbb{H}_{\vartheta+\pi}$. Now it remains to be checked whether \tilde{s} is small along a ca -trajectory with angle $\vartheta + \pi$. At first ca -trajectories are only defined up to orientation, i. e. γ is also a ca -trajectory for $\vartheta + \pi$ as $e^{i(\vartheta+\pi)} = -e^{i\vartheta}$. But now the orientation is the opposite one if we demand $q^{1/2}(\gamma') = -e^{i\vartheta}$ as before. Thus \tilde{s} is now the small flat section for p_2 and \tilde{b} for p_1 , which corresponds to a change of the decoration at both vertices, which is called *pop* in [GMN13b]. In the full picture for a standard quadrilateral this amounts to switching all of the decorations, which is called an *omnipop*. For our calculations we note that the *omnipop* leads to switching all sections in the wedge products of \mathcal{X}_E , leading to four changes of the sign, which thus overall cancel. We note that GMN use the equality under the *omnipop* as a quite powerful tool to determine the BPS spectrum, but here it will only be used now to obtain the so called reality condition.

Theorem 6.17

For small enough ζ the \mathcal{X} coordinates obey the reality condition

$$\mathcal{X}_\gamma^\vartheta(\zeta) = \overline{\mathcal{X}_\gamma^{\vartheta+\pi}(-1/\bar{\zeta})}.$$

Proof. With the considerations from above and the notation as for Theorem 6.16 we obtain the following

equality:

$$\begin{aligned}
 & \mathcal{X}_E^{T(\vartheta+\pi)}(-1/\bar{\zeta}) \\
 &= \frac{\left(\frac{-\overline{s_2^1}}{s_1^1}\right) \wedge \left(\frac{-\overline{s_2^2}}{s_1^2}\right)}{s^1 \wedge s^{2^2}}(z_2) \frac{\left(\frac{-\overline{s_3^3}}{s_1^3}\right) \wedge \left(\frac{-\overline{s_4^4}}{s_1^4}\right)}{s^3 \wedge s^{4^2}}(z_4) \left(\frac{\left(\frac{-\overline{s_2^4}}{s_1^4}\right) \wedge \left(\frac{-\overline{s_2^1}}{s_1^1}\right)}{s^1 \wedge s^2 s^3 \wedge s^4}(z_2) \frac{\left(\frac{-\overline{s_2^2}}{s_1^2}\right) \wedge \left(\frac{-\overline{s_3^3}}{s_1^3}\right)}{s^1 \wedge s^2 s^3 \wedge s^4}(z_4) \right)^{-1} \\
 &= \frac{\overline{s^1 \wedge s^2(z_4) s^3 \wedge s^4(z_2)}}{\overline{s^4 \wedge s^1(z_2) s^2 \wedge s^3(z_4)}}.
 \end{aligned}$$

Now we can again use Liouville's formula to transport $s^1 \wedge s^2$ from z_4 to z_2 and $s^3 \wedge s^4$ from z_2 to z_4 . The emerging exponential factors then cancel and we obtain $\mathcal{X}_E^{T(\vartheta+\pi)}(-1/\bar{\zeta}) = \overline{\mathcal{X}^{T(\vartheta)}(\zeta)}$. By construction

$$\gamma_E^\vartheta = -\gamma_E^{\vartheta+\pi},$$

and thus combined we obtain

$$\mathcal{X}_\gamma^{(\vartheta)}(\zeta) = \overline{\mathcal{X}_\gamma^{\vartheta+\pi}(-1/\bar{\zeta})}.$$

□

Remark 6.18

Before concluding this section we may shortly consider the case of degenerate edges. As stated in remark 3.15 we do not work this out in detail here as we can mostly adapt the way this is done in [GMN13b]. The basic idea is that in the case of a degenerate edge E corresponding to a degenerate triangle the corresponding quadrilateral also degenerates and one has to consider a covering surface on which the necessary cycles can be defined. After appropriately matching the definitions one obtains cycles consisting of two loops running in opposite directions around the two lifts of a vertex on the spectral cover. The period integrals are then given by the residues at the vertex which are fixed for the moduli space.

But GMN also show that in this case $\mathcal{X}_E = \mu^2$ where μ is the clockwise monodromy around the degenerate vertex, which they have calculated from their Frobenius analysis (cf. the discussion following equation (10)). This is the only part in which we differ, as we have not obtained the small flat section in this way. But our way works just as good, as we may also evaluate our small flat sections along a circle around the degenerate vertex. Indeed, there is always some ϑ such that the ϑ -curves are circles around the poles of q . We can thus simply use our analysis just like before and obtain the monodromy data, which matches the one from GMN. One then sees directly by comparing with the residue data that \mathcal{X} again becomes dominated by the period integral without any further calculations.

6.3 Concerning the derivatives of the coordinates

In the last section of this part we want to check the logarithmic derivative of the \wedge -product as the hyperkähler metric will be build out of this. After considering the possibility of differentiating at all the important result here will be, that the logarithmic derivative has only simple poles for $\zeta \rightarrow 0$ or $\zeta \rightarrow \infty$. To show this we first take a look at the derivative ∂_ϵ of $x \wedge y$, where we differentiate with respect to some coordinate of the moduli space which is a parameter ϵ of the ODE. Generally, if the sections are differentiable we have the usual product rule

$$\partial_\epsilon(x \wedge y) = (\partial_\epsilon x) \wedge y + x \wedge (\partial_\epsilon y).$$

Note that we do not need to consider the variation of the frame as this can be taken to be locally constant in ϵ and taking if necessary a global change of basis which cancels in the definition of \mathcal{X} . Thus we need to differentiate the solutions of the integral equation.

Lemma 6.19

The small flat sections are differentiable with respect to any coordinate ϵ of \mathcal{M} and the derivative of the remainder-term is bounded by some uniform constant for small enough ζ .

Proof. The leading term $e^{-\Lambda_2}$ is differentiable by construction. So what we have to consider is the remainder term. We want to use Theorem 5.11, so we have to check that the kernel is of product type of second order w. r. t. a coordinate ϵ of the moduli space \mathcal{M} . The kernel is of product type as was shown above, i. e. it is of the form AB for

$$A := \begin{pmatrix} e^{\Lambda(t)-\Lambda(\tau)} & 0 \\ 0 & 1 \end{pmatrix}, \quad B := \begin{pmatrix} e_1(\tau) & e_2(\tau) \\ e_3(\tau) & -e_1(\tau) \end{pmatrix}.$$

The derivative of A is

$$\partial_\epsilon \begin{pmatrix} e^{\Lambda(t)-\Lambda(\tau)} & 0 \\ 0 & 1 \end{pmatrix} = \begin{pmatrix} \partial_\epsilon(\Lambda(t) - \Lambda(\tau))e^{\Lambda(t)-\Lambda(\tau)} & 0 \\ 0 & 0 \end{pmatrix}.$$

So we have to consider $\partial_\epsilon \Lambda(t)$ where Λ is a primitive function for $\lambda_1 + \lambda_2$, i. e. for

$$\lambda = \left(2\frac{R}{\zeta}e^{i\vartheta} - 2i(\text{Im}(a_2 z') + \text{Im}(a_1 z')) + 2R\zeta e^{-i\vartheta} \right).$$

Now a_1 and a_2 are obtained directly from the connection A of the Higgs pair and of the form $\frac{c_i(\epsilon)}{z} + f(\epsilon)$ where c_i and f_i depend differentiably on ϵ . Thus the pole structure does not change and $(\partial_\epsilon a)z'$ is finite everywhere. The other part of the derivative is $a_i \partial_\epsilon(z')$, so we need to consider $\partial_\epsilon(z')$. For this we need recall that $z(t)$ denoting the ϑ -trajectory for $\det \Phi = -q = fdz^2$ depends on ϵ in the way q depends on ϵ . We may now consider any initial value problem for the ϑ -trajectories to obtain

the differentiability of $z'(t, \epsilon)$ w. r. t. ϵ . For example when considering the derivative in ϵ_0 we can consider the initial value problem with $z'(0, \epsilon) = z'(0, \epsilon_0)$ for all ϵ near ϵ_0 and thus obtain a well defined initial value problem whose solution thus depends differentiably on ϵ . For calculations we note that by definition $f^{1/2}z' \equiv \text{const}$. Thus

$$\partial_\epsilon(-f^{1/2}z') = 0, \quad \Rightarrow \quad \partial_\epsilon z' = \frac{\partial_\epsilon f^{1/2}}{f^{1/2}} z'.$$

By a local description in a coordinate centered around a weakly parabolic point it is clear that the fraction is finite and thus $\partial_\epsilon z'$ behaves like z' . Consequently $a_i \partial_\epsilon(z')$ is finite and so is $\partial_\epsilon(\text{Im}(a_i z'))$.

For the derivative of B we look at the derivative of the e_i . We consider

$$\partial_\epsilon e_2 = \partial_\epsilon \left((a_1 - a_2)z' + R\zeta 2e^{-i\theta} \right) \delta\beta + \left((a_1 - a_2)z' + R\zeta 2e^{-i\theta} \right) \partial_\epsilon(\delta\beta) + \partial_\epsilon(h_1 z')$$

as similar arguments hold for e_1 and e_3 . The considerations from before lead to the finiteness of the derivative of the part in the brackets for the first term, which thus remains integrable. For the second term the bracket is still finite and we use the fact that $\partial_\epsilon(\delta\beta)$ is integrable in the same way as is $\delta\beta$, which follows from Lemma 4.9 in the same way as was shown for the kernel of the original (non derived) equation in section 6.1. Finally the integrability of $\partial_\epsilon(h_1 z')$ follows just as for $\partial_\epsilon(\text{Im}(a_i z'))$ and using Lemma 4.9. Thus the kernel is of product type of order $(1, 1)$. The same arguments now holds again for the second derivative of A and thus the kernel is of product type of order $(2, 1)$. We conclude from Theorem 5.11 that the derivative of x exists and is the unique solution to the following equation:

$$\begin{aligned} \partial_\epsilon x(t) = & - \int_t^\infty \partial_\epsilon \left(\begin{pmatrix} e^{\Lambda(t)-\Lambda(\tau)} & 0 \\ 0 & 1 \end{pmatrix} \begin{pmatrix} e_1(\tau) & e_2(\tau) \\ e_3(\tau) & -e_1(\tau) \end{pmatrix} \right) x(\tau) d\tau \\ & - \int_t^\infty \begin{pmatrix} e^{\Lambda(t)-\Lambda(\tau)} & 0 \\ 0 & 1 \end{pmatrix} \begin{pmatrix} e_1(\tau) & e_2(\tau) \\ e_3(\tau) & -e_1(\tau) \end{pmatrix} \partial_\epsilon x(\tau) d\tau \end{aligned} \quad (18)$$

Now as x is bounded by some (uniform) constant and by the properties we have shown above it follows that the first integral is bounded by some constant C . The kernel of this integral equation remains the same as before, so we obtain just like before from Corollary 5.4 the estimate

$$|\partial_\epsilon x(t)| \leq \frac{C}{1 - Ke^{-\delta R}}.$$

Again this is bounded by a uniform constant for large enough R which finishes the proof. \square

We have thus shown that the derivative of the remainder-terms exist and are bounded. This is all we need to obtain the behaviour of the \wedge -product that we need.

Theorem 6.20

Let s^1 and s^2 be the small flat section for two weakly parabolic points that are connected by a generic ϑ -trajectory. Then the logarithmic derivative of $s^1 \wedge s^2$ has a simple pole at $\zeta = 0$. Furthermore this pole is precisely the one coming from the leading term.

Proof. For the derivative of the full product we consider again the different primitives of the λ_j and obtain

$$\partial_\epsilon(s^1 \wedge s^2) = \partial_\epsilon \left(e^{\Lambda_1^2 - \Lambda_2^1} \right) (x \wedge y) + e^{\Lambda_1^2 - \Lambda_2^1} \partial_\epsilon(x \wedge y) = (\partial_\epsilon(\Lambda_1^2 - \Lambda_2^1)(x \wedge y) + \partial_\epsilon(x \wedge y)) e^{\Lambda_1^2 - \Lambda_2^1}.$$

Thus the logarithmic derivative has the form

$$\frac{\partial_\epsilon(s^1 \wedge s^2)}{s^1 \wedge s^2} = \frac{\partial_\epsilon(\Lambda_1^2 - \Lambda_2^1)(x \wedge y) + \partial_\epsilon(x \wedge y)}{x \wedge y}.$$

Since $\partial_\epsilon(x \wedge y)$ is bounded and $x \wedge y = 1 + r$ for some bounded and exponentially suppressed r it follows that there is only the simple pole at $\zeta = 0$ coming from the Λ part. \square

This boundedness already suffices to prove the necessary condition for our \mathcal{X} -coordinate. Nevertheless before showing that we'll proof that $\partial_\epsilon(x \wedge y)$ is even exponentially suppressed as we'll need that later for the asymptotics of the metric and the corresponding calculations are similar to the once here.

Theorem 6.21

Let s^1 and s^2 be the small flat section for two weakly parabolic points that are connected by a generic ϑ -trajectory with remainder-terms x and y . Then the product $\partial_\epsilon(x \wedge y)$ is exponentially suppressed in R .

Proof. We look again at equation (18) for $\partial_\epsilon x(t)$. As $\partial_\epsilon x(t)$ is bounded by Lemma 6.19, plugging it back into the right hand side and using the exponential bound of the kernel as in the proof of Proposition 6.7 we see that the second integral is some vector v whose norm is bounded by some exponentially suppressed K .

Now we consider again the "initial value function" of the derivative:

$$\begin{aligned} & \int_t^\infty \partial_\epsilon \left(\begin{pmatrix} e^{\Lambda(t) - \Lambda(\tau)} & 0 \\ 0 & 1 \end{pmatrix} \right) \begin{pmatrix} e_1(\tau) & e_2(\tau) \\ e_3(\tau) & -e_1(\tau) \end{pmatrix} x(\tau) d\tau \\ & \quad + \int_t^\infty \begin{pmatrix} e^{\Lambda(t) - \Lambda(\tau)} & 0 \\ 0 & 1 \end{pmatrix} \partial_\epsilon \left(\begin{pmatrix} e_1(\tau) & e_2(\tau) \\ e_3(\tau) & -e_1(\tau) \end{pmatrix} \right) x(\tau) d\tau \\ = & \int_t^\infty \partial_\epsilon(\Lambda(t) - \Lambda(\tau)) e^{\Lambda(t) - \Lambda(\tau)} \begin{pmatrix} e_1(\tau) & e_2(\tau) \\ 0 & 0 \end{pmatrix} x(\tau) d\tau \\ & \quad + \int_t^\infty \begin{pmatrix} e^{\Lambda(t) - \Lambda(\tau)} \partial_\epsilon e_1(\tau) & e^{\Lambda(t) - \Lambda(\tau)} \partial_\epsilon e_2(\tau) \\ \partial_\epsilon e_3(\tau) & -\partial_\epsilon e_1(\tau) \end{pmatrix} x(\tau) d\tau. \end{aligned}$$

For the first term the e_i imply, as mentioned above, that the whole integral is given by some function $\begin{pmatrix} g \\ 0 \end{pmatrix}$, which is exponentially suppressed by some $C_1 e^{-\delta_1 R}$ for an appropriate constants C_1 and δ_1 .

For the second term we have to take a closer look at the derivative. Remember that $x = (0, 1)^t + x^r$ where x^r is exponentially suppressed. We already saw that $\partial_\epsilon e_i$ is finite (and linear in R), so the only part that may not be exponentially suppressed in R is the one coming from $(0, 1)^t$, which is

$$\int_t^\infty \begin{pmatrix} e^{\Lambda(t)-\Lambda(\tau)} \partial_\epsilon e_2(\tau) \\ -\partial_\epsilon e_1(\tau) \end{pmatrix} d\tau.$$

Here we look at the second entry and remember that in

$$e_1 = 2(a_1 - a_2)|\beta|^2 z' + R\zeta 2e^{-i\vartheta} |\beta|^2 = (2(a_1 - a_2)z' + R\zeta 2e^{-i\vartheta}) |\beta|^2 + h_1 z'$$

the suppressing factor $|\beta|$ comes into play quadratically and so they contain the derivative

$$\partial_\epsilon |\beta|^2 = 2|\beta| \partial_\epsilon |\beta|.$$

As $\partial_\epsilon |\beta|$ is finite by the argument above the dependence on $|\beta|$ leads to the first part still being exponentially suppressed. Additionally from Lemma 4.9 it follows that $\partial_\epsilon (h_1 z')$ is exponentially suppressed in the right way and thus the whole term is, so

$$\int_t^\infty \begin{pmatrix} e^{\Lambda(t)-\Lambda(\tau)} \partial_\epsilon e_2(\tau) \\ -\partial_\epsilon e_1(\tau) \end{pmatrix} d\tau = \begin{pmatrix} f_1 \\ f_2 \end{pmatrix}$$

for some bounded function f_1 and a function f_2 bounded by $C_2 e^{-\delta_2 R}$ for appropriate C_2 and δ_2 . So the only term not being exponentially suppressed is the first component. Luckily for the \wedge -product the first term is undone by the leading part of y and the remainder-term y_r of y is itself exponentially suppressed. So all together we obtain

$$(\partial_\epsilon x) \wedge y = \left(\begin{pmatrix} f_1 + g \\ f_2 \end{pmatrix} + v \right) \wedge \left(\begin{pmatrix} 1 \\ 0 \end{pmatrix} + y^r \right) = f_2 + \begin{pmatrix} f_1 + g \\ f_2 \end{pmatrix} \wedge y_r + v \wedge \left(\begin{pmatrix} 1 \\ 0 \end{pmatrix} + y^r \right).$$

So with the deduced bounds we obtain

$$|(\partial_\epsilon x) \wedge y| \leq |f_2| + \left| \begin{pmatrix} f_1 + g \\ f_2 \end{pmatrix} \right| |y_r| + |v| (1 + |y^r|) \leq C e^{-\delta R}.$$

The corresponding calculations also hold for $x \wedge (\partial_\epsilon y)$ and thus also for $\partial_\epsilon (x \wedge y)$. □

As a final step we now have to transport the derivative of x to the other sides of the the quadrilateral as we have done in Proposition 6.13 for x itself. Here we use the same techniques and estimates as before:

Proposition 6.22

Let γ_1 and γ_2 be two sides of the standard quadrilateral Q joining in the weakly parabolic point p of Q and let \tilde{p} be the other end of γ_2 . Let x denote the remainder term of the small flat section along γ_1 and y the remainder term of the small flat section for \tilde{p} . Then the product $\partial_\epsilon(x \wedge y)$ on γ_2 is exponentially suppressed in R .

Proof. Just as for the small flat section along the first ϑ -trajectory, we obtain the following equation for the derivative along the connecting circle segment described in Proposition 6.13:

$$\begin{aligned} x_\epsilon(t) = x_\epsilon(a) &+ \int_a^t \partial_\epsilon \left(\begin{pmatrix} e^{\Lambda(t)-\Lambda(\tau)} & 0 \\ 0 & 1 \end{pmatrix} \begin{pmatrix} e_1 & e_2 \\ e_3 & -e_1 \end{pmatrix} \right) x(\tau) d\tau \\ &+ \int_a^t \begin{pmatrix} e^{\Lambda(t)-\Lambda(\tau)} & 0 \\ 0 & 1 \end{pmatrix} \begin{pmatrix} e_1 & e_2 \\ e_3 & -e_1 \end{pmatrix} x_\epsilon(\tau) d\tau. \end{aligned}$$

The validity of this equation follows via the methods analogous to the ones developed in the first part of this paper. From Proposition 6.13 we have the form $x(\tau) = (0, 1) + x^r$ for some exponentially suppressed x^r just as for the function along the first side. Thus the same argument as in Lemma 6.19 may be used to obtain a uniform bound for the first integral. But then the equation for x_ϵ differs only by this uniform bound from the equation for the non derived x as we transported it to the other side in 6.13. Thus the same arguments as in that proof can be used to obtain the limits when going into the weakly parabolic point. It follows again that the values on the two sides of the quadrilateral only differ by an exponentially suppressed term plus the limit of the first integral, which has the same structure as the "initial value integral" in the proof of Theorem 6.21. When taking the wedge product with y we may then argue in the same way as in the proof of Theorem 6.21, the only difference being an additional exponentially suppressed term. Thus we conclude that the derivatives of the transported sections behave in the same way as the non transported ones. \square

Now we have all the information we need for our next main result concerning the \mathcal{X} -coordinates:

Theorem 6.23

The logarithmic derivative of \mathcal{X} has at most a simple pole $\zeta = 0$.

Proof. First note that all factors in the expression for \mathcal{X} are nonzero and so is \mathcal{X} itself. By the product

rule we have

$$\begin{aligned}
 \partial_\epsilon \mathcal{X} &= \partial_\epsilon \left(\frac{(s^1 \wedge s^2)(s^3 \wedge s^4)}{(s^4 \wedge s^1)(s^2 \wedge s^3)} \right) \\
 &= \frac{(\partial_\epsilon (s^1 \wedge s^2))(s^3 \wedge s^4)(s^4 \wedge s^1)(s^2 \wedge s^3) + (s^1 \wedge s^2)(\partial_\epsilon (s^3 \wedge s^4))(s^4 \wedge s^1)(s^2 \wedge s^3)}{(s^4 \wedge s^1)^2 (s^2 \wedge s^3)^2} \\
 &\quad - \frac{(s^1 \wedge s^2)(s^3 \wedge s^4)(\partial_\epsilon (s^4 \wedge s^1))(s^2 \wedge s^3) + (s^1 \wedge s^2)(s^3 \wedge s^4)(s^4 \wedge s^1)\partial_\epsilon (s^2 \wedge s^3)}{(s^4 \wedge s^1)^2 (s^2 \wedge s^3)^2} \\
 &= \frac{(\partial_\epsilon (s^1 \wedge s^2))(s^3 \wedge s^4)}{(s^4 \wedge s^1)(s^2 \wedge s^3)} + \frac{(s^1 \wedge s^2)\partial_\epsilon (s^3 \wedge s^4)}{(s^4 \wedge s^1)(s^2 \wedge s^3)} \\
 &\quad - \frac{(s^1 \wedge s^2)(s^3 \wedge s^4)\partial_\epsilon (s^4 \wedge s^1)}{(s^4 \wedge s^1)^2 (s^2 \wedge s^3)} - \frac{(s^1 \wedge s^2)(s^3 \wedge s^4)\partial_\epsilon (s^2 \wedge s^3)}{(s^4 \wedge s^1)(s^2 \wedge s^3)^2}.
 \end{aligned}$$

Thus we obtain for the logarithmic derivative

$$\partial_\epsilon \log(\mathcal{X}) = \frac{\partial_\epsilon(\mathcal{X})}{\mathcal{X}} = \frac{\partial_\epsilon(s^1 \wedge s^2)}{s^1 \wedge s^2} + \frac{\partial_\epsilon(s^3 \wedge s^4)}{s^3 \wedge s^4} - \frac{\partial_\epsilon(s^4 \wedge s^1)}{s^4 \wedge s^1} - \frac{\partial_\epsilon(s^2 \wedge s^3)}{s^2 \wedge s^3}.$$

By the calculations above all terms in the final expression have only the simple pole at $\zeta = 0$ coming from the leading term which thus is also true for $\partial_\epsilon \log(\mathcal{X})$. \square

We now also need the same structure for $\zeta = \infty$, which could naturally be guessed as of the symmetry in the construction of ∇ . The precise result could be obtained by working in an anti-holomorphic frame (i. e. a frame, where φ^* is diagonal) and repeating all the steps up until now, where one would have to consider some additional term in the ODE coming from the change of basis and its z -derivative. Though the information obtained from [Fre+20] is good enough to also make this work, it also follows directly from the reality condition, in the proof of which we already used the stated symmetry of ∇ . This is also the way in which [Tul19] derives this asymptotic, although he differs in the proof of the reality condition for his case.

Corollary 6.24

The logarithmic derivative of \mathcal{X} has at most a simple pole at $\zeta = \infty$.

Proof. This follows directly from the asymptotics for $\zeta \rightarrow 0$ from Theorem 6.23 and the reality condition Theorem 6.17. \square

7 Twistorial construction of the hyperkähler metric

In this final section we construct the hyperkähler metric out of the coordinate functions we just build. For this we first summarize the general idea of constructing hyperkähler metrics by twistor methods in subsection 7.1 and show how this works for the concrete example of the semiflat metric in subsection 7.2. Finally we use the construction for the true coordinate functions that we build in the last section to obtain another hyperkähler metric which is then shown to decay exponentially towards the semiflat metric in subsection 7.3.

7.1 Basics twistor theory

The foundation for all of the upcoming constructions is the twistor theorem which we therefore state at this point. The original construction is found in [Hit+87] and [Hit92]. Consider any hyperkähler manifold M with complex structures I, J and K and corresponding Kähler forms ω_I, ω_J and ω_K . One of the crucial ideas of twistor theory is to make use of the fact that in case of a hyperkähler manifold there is actually a whole $\mathbb{C}\mathbb{P}^1$ worth of complex structures on M . They may be denoted by

$$I^\zeta = \frac{i(-\zeta + \bar{\zeta})I - (\zeta + \bar{\zeta})J + (1 - |\zeta|^2)K}{1 + |\zeta|^2},$$

where ζ is a local coordinate of $\mathbb{C}\mathbb{P}^1$. The corresponding Kähler form is then given by

$$\omega^\zeta = \frac{i(-\zeta + \bar{\zeta})\omega_I - (\zeta + \bar{\zeta})\omega_J + (1 - |\zeta|^2)\omega_K}{1 + |\zeta|^2}.$$

Additionally there is the holomorphic symplectic structure

$$\bar{\omega}(\zeta) = -\frac{i}{2\zeta}\omega_+ + \omega_K - \frac{i}{2}\zeta\omega_- \tag{19}$$

for $\omega_\pm = \omega_I \pm \omega_J$. This structure is used to build the twistor space of \mathcal{Z} of M as the product manifold $Z := M \times \mathbb{C}\mathbb{P}^1$ equipped with the complex structure

$$\underline{I} := (I^\zeta, I_0)$$

where I_0 is the complex structure on $\mathbb{C}\mathbb{P}^1$ obtained by multiplication with i on the tangent space $T_\zeta\mathbb{C}\mathbb{P}^1$ of $\zeta \in \mathbb{C}\mathbb{P}^1$. There is then an obvious fibration of the twistor space \mathcal{Z} over $\mathbb{C}\mathbb{P}^1$ with holomorphic sections $\zeta \mapsto (m, \zeta)$ for each $m \in M$ which are called the twistor lines and which each have normal bundle isomorphic to $\mathbb{C}^{2n} \otimes \mathcal{O}(1)$. Additionally there is a real structure $\tau : M \times \mathbb{C}\mathbb{P}^1 \rightarrow M \times \mathbb{C}\mathbb{P}^1$ given by $\tau(m, \zeta) = \left(m, \frac{1}{\bar{\zeta}}\right)$ that is compatible with all of the aforementioned structure in a suitable sense and induces the antipodal map on $\mathbb{C}\mathbb{P}^1$.

Crucially this collection of structures on its own is enough of to obtain a hyperkähler manifold. This is the famous twistor theorem of N. J. Hitchin, A. Karlhede, U. Lindström and M. Roček (cf. [Hit+87], [Hit92]).

Theorem 7.1

Let \mathcal{Z}^{2r+1} be a manifold of complex dimension $2r + 1$ with the following structure:

1. \mathcal{Z} is a holomorphic fiber bundle $p : \mathcal{Z} \rightarrow \mathbb{C}\mathbb{P}^1$ over the projective line.
2. The bundle admits a family of holomorphic sections each with normal bundle isomorphic to $\mathbb{C}^{2r} \otimes \mathcal{O}(1)$.
3. There exists a holomorphic section Ω of $\Lambda^2 T_F^* \otimes \mathcal{O}(2)$, defining a symplectic form on each fiber, where $T_F := \text{Ker } dp : T\mathcal{Z} \rightarrow T\mathbb{C}\mathbb{P}^1$ is the tangent bundle along the fibers.
4. \mathcal{Z} has an anti-holomorphic involution $\tau : \mathcal{Z} \rightarrow \mathcal{Z}$ which covers the antipodal map on $\mathbb{C}\mathbb{P}^1$: $(m, \zeta) \mapsto (m, -1/\bar{\zeta})$, and preserves Ω , i. e. $\tau^*\Omega = \bar{\Omega}$.

Then the parameter space of real sections is a manifold of real dimension $4r$ with a natural hyperkähler metric for which \mathcal{Z} is the twistor space.

Starting with [GMN10] GMN proposed a way of using this theorem on a general class of integrable systems. They stated a list of conditions for a set of coordinate functions on such an integrable system which, if fulfilled, would allow for the construction of a holomorphic structure and a holomorphic symplectic form fulfilling all of the conditions of theorem 7.1. We state here the general conjecture of GMN.

Conjecture 7.2

Let \mathcal{B} be a r -dimensional complex manifold with a $2r$ -dimensional torus fibration $\mathcal{M} \rightarrow \mathcal{B}$. Additionally let there be a local system of lattices Γ of rank $2r$ with generators γ_i equipped with a pairing with coefficients ϵ^{ij} , such that for every choice of local patch in \mathcal{B} , quadratic refinement¹³ and local sections γ of Γ there are locally defined \mathbb{C}^\times -valued functions $\mathcal{X}_\gamma(u, \theta; \zeta)$ of $(u, \theta) \in \mathcal{M}$ and $\zeta \in \mathbb{C}^\times$. Then define

$$\Omega(\zeta) := \frac{1}{8\pi^2 R} \sum_{ij} \epsilon_{ij} \frac{d\mathcal{X}_{\gamma^i}}{\mathcal{X}_{\gamma^i}} \wedge \frac{d\mathcal{X}_{\gamma^j}}{\mathcal{X}_{\gamma^j}},$$

where d is the fiber wise differential, which ignores ζ and ϵ_{ij} is the inverse of ϵ^{ij} .

Now assume that the following properties hold:

¹³That is a function $\sigma : \Gamma \rightarrow \mathbb{Z}_2$ obeying

$$\sigma(\gamma_1)\sigma(\gamma_2) = (-1)^{\langle \gamma_1, \gamma_2 \rangle} \sigma(\gamma_1 + \gamma_2).$$

1. The \mathcal{X}_γ are multiplicative, i. e. $\mathcal{X}_\gamma \mathcal{X}_{\gamma'} = \mathcal{X}_{\gamma+\gamma'}$.
2. The \mathcal{X}_γ obey the following reality condition

$$\mathcal{X}_\gamma(\zeta) = \overline{\mathcal{X}_{-\gamma}(\zeta)(-1/\bar{\zeta})}.$$

3. All \mathcal{X}_γ are solutions to a single set of differential equations, of the form

$$\begin{aligned} \frac{\partial}{\partial u^i} \mathcal{X}_\gamma &= \left(\frac{1}{\zeta} \mathcal{A}_{u^i}^{(-1)} + \mathcal{A}_{u^i}^{(0)} \right) \mathcal{X}_\gamma, \\ \frac{\partial}{\partial \bar{u}^i} \mathcal{X}_\gamma &= \left(\mathcal{A}_{\bar{u}^i}^{(0)} + \zeta \mathcal{A}_{\bar{u}^i}^{(1)} \right) \mathcal{X}_\gamma, \end{aligned}$$

where the $\mathcal{A}_{u^i}^{(n)}$ and $\mathcal{A}_{\bar{u}^i}^{(n)}$ are complex vector fields on the torus fiber \mathcal{M}_u , with the $\mathcal{A}_{u^i}^{(-1)}$ linearly independent at every point and similarly $\mathcal{A}_{\bar{u}^i}^{(1)}$.

4. For each $x \in \mathcal{M}$, $\mathcal{X}_\gamma(x; \zeta)$ is holomorphic in ζ on a dense subset of \mathbb{C}^\times .
5. $\Omega(\zeta)$ is globally defined (in particular the $\Omega(\zeta)$ defined over different local patches of \mathcal{B} agree with one another) and holomorphic in $\zeta \in \mathbb{C}^\times$.
6. $\Omega(\zeta)$ is nondegenerate in the appropriate sense for a holomorphic symplectic form, i.e. $\ker \Omega(\zeta)$ is a 2r-dimensional subspace of the 4r-dimensional $T_{\mathbb{C}}\mathcal{M}$.
7. $\Omega(\zeta)$ has only simple poles as $\zeta \rightarrow 0$ or $\zeta \rightarrow \infty$.

Then $\mathcal{Z} := \mathcal{M} \times \mathbb{CP}^1$ has all the structure necessary for the Twistor construction 7.1. In particular, a hyperkähler metric g on \mathcal{M} can be reconstructed from \mathcal{Z} .

The notes [Nei13] from A. Neitzke give an overview of this construction and contain some examples where the construction should be successful, one of which is the case of weakly parabolic Higgs bundles we are considering here. On this specific space it was conjectured in [GMN13b] that a variation of this construction should work, where the necessary adjustments are stated at the beginning. In particular the dependence of the triangulations on ϑ and the relationship of ϑ and ζ and the corresponding jumps have to be considered, for which the half-plane \mathbb{H}_ϑ was originally introduced.

Although our case therefore fits in the general picture we don't work with the whole construction here, as we are not interested in building a hyperkähler metric on some previously unknown integrable system, but rather on a space where a lot of structure is already given and we can simply replace the parts we want. The important part we do consider is the construction of the holomorphic symplectic form, i. e. we consider the following:

Let Γ be a lattice with generators γ_i and for each γ_i let \mathcal{X}_{γ_i} be a function defined of $M \times \mathbb{C}^\times$, s. t. for each fixed $\zeta \in \mathbb{C}^\times$ the \mathcal{X}_{γ_i} are coordinates of M . Let there also be given a pairing on Γ with coefficients ϵ^{ij} and inverse ϵ_{ij} . Then define for any parameter $R \in \mathbb{R}_+$ the following 2- form:

$$\Omega := \frac{1}{8\pi^2 R} \sum_{i,j} \epsilon_{ij} \frac{d\mathcal{X}_{\gamma_i}}{\mathcal{X}_{\gamma_i}} \wedge \frac{d\mathcal{X}_{\gamma_j}}{\mathcal{X}_{\gamma_j}}. \quad (20)$$

Here d is the fiberwise differential that ignores ζ . In the general construction the conditions on the \mathcal{X} are supposed to ensure that Ω is actually a holomorphic 2-form twisted by $O(2)$ defining a symplectic form on each fiber just as needed by theorem 7.1. As we will show below, our work in the previous chapters gives us exactly this, as was conjectured by GMN in [GMN13b].

There is one aspect in this definition which we have to highlight here. The list of conditions, and in fact also our construction, only establishes that the \mathcal{X} coordinates are piecewise holomorphic away from a real codimension-1 locus in \mathbb{C}^\times at which the coordinates jump. This is exactly the locus at which finite ca -trajectories appear. The important fact is that although the coordinates jump, the 2-form is well defined on all of \mathbb{C}^\times . This is thanks to the jumps being symplectomorphisms which do not change Ω . GMN devote a large part of their work in [GMN10] to explaining these jumping phenomena which we'll just note here.

Proposition 7.3

All jumps that may occur in the \mathcal{X} coordinates when considering the variation of the triangulation for generic differentials are by symplectomorphisms.

By an application of Morera's theorem one obtains the holomorphicity in this case.

Corollary 7.4

If the \mathcal{X} coordinates are piecewise holomorphic on \mathbb{C}^\times away from the line where jumps occur, then Ω , defined as in eq. 20, is holomorphic on all of \mathbb{C}^\times .

Before we go on, let us recall why we go through the trouble of this construction. After all we are about to obtain a hyperkähler metric on a space which we already know is hyperkähler. The upshot is simply, as already noted in [GMN10], that we not only obtain the existence of a hyperkähler metric but we get a very concrete expression of the metric which allows for a much better understanding of its behavior than the mere existence result. To see this, consider the case that Ω indeed fulfills the required conditions. Then by the twistor theorem we obtain that M is a hyperkähler space whose twistor space is equipped with the holomorphic symplectic form Ω . But we know from the general twistor theory that the holomorphic symplectic form can be decomposed as in formula (19), i. e. we may write

$$\Omega^\zeta = \Omega(\zeta) = -\frac{i}{2\zeta}\omega_+ + \omega_K - \frac{i}{2}\zeta\omega_- \quad (21)$$

where ω_I, ω_J and ω_K are the Kähler forms of the hyperkähler metric g . Thus we can extract the metric by specifying the ζ to an appropriate value. Below we will use, that the complex structure I in our case is simply given by multiplication by i , so we state the according extraction here.

Lemma 7.5

Assume that all the conditions of the twistor theorem are fulfilled. Using the notation from above the hyperkähler metric is given as

$$g(v, w) = \omega_I(v, Iw) = \operatorname{Re}(i\Omega^{\zeta=1}(v, Iw)).$$

Proof. Setting $\zeta = 1$ we obtain

$$\Omega^{\zeta=1} = -\frac{i}{2}\omega_+ + \omega_K - \frac{i}{2}\omega_- = -\frac{i}{2}(\omega_I + \omega_J) + \omega_K - \frac{i}{2}(\omega_I - \omega_J) = -i\omega_I + \omega_K.$$

Thus we have $\omega_I = \operatorname{Re}(i\Omega^{\zeta=1})$. As ω_I is the Kähler form for the action of I we obtain

$$g(v, w) = \omega_I(v, Iw) = \operatorname{Re}(i\Omega^{\zeta=1}(v, Iw)).$$

□

In this way knowing Ω amounts to knowing g and the better we understand Ω the better we understand g . In our case, as Ω is constructed from the small flat sections in a concrete manner, we obtain that the better we understand the small flat sections, the better we understand Ω and therefore g . This justifies the work we put in the detailed calculations concerning those sections.

We conclude this introduction with a corresponding notion which will help in distinguishing different hyperkähler metrics in the following sections.

Definition 7.6

Any hyperkähler metric that is obtained in the way described above, i. e. from a holomorphic symplectic form that is build out of a set of coordinate functions via formula (20) shall be called *twistorial*.

7.2 The semiflat metric in the twistorial picture

Before we go on to use the method we just described for our true coordinate functions, it may be enlightening to describe the much simpler case of the semiflat metric and how it fits into the picture. Basically we can just do everything we've done until now, only that we do not start with the true solutions of Hitchin's equations but rather work only with the limiting configurations. Before we do this however we have to point to the fact that there are two different point of views we have to consider here. We could just build all the objects via the formulas given above out of the limiting configuration and obtain a symplectic Ω^{sf} form on the true moduli space \mathcal{M} of solutions of Hitchin's equation.

However in this way we don't know whether Ω^{sf} is a holomorphic form on \mathcal{M} . Our argument for the holomorphicity won't work as the corresponding small flat sections are not solutions to the true ODE and thus won't necessarily vary holomorphically with the ODE data. We do know however that there is semiflat metric g_{sf} on \mathcal{M} from the usual theory of parabolic Higgs bundles.

On the other hand we can consider the moduli space of limiting configurations \mathcal{M}_∞ (cf. [Maz+16] for the regular case and [Fre+20] and references therein for the irregular one) with corresponding regular locus \mathcal{M}'_∞ . In this case the construction does work in full and we really obtain the twistorial metric $g_{\text{twist}}^{\text{lim}}$.

The relevant fact here is that these two sides actually coincide, i. e. with the appropriate identifications we have $g_{sf} = g_{\text{twist}}^{\text{lim}}$. This fact can be obtained from the explicit expression of $g_{\text{twist}}^{\text{lim}}$ which we'll now describe on \mathcal{M}'_∞ .

In the space of limiting configurations all of the calculations become way more easy as the Higgs field as well as the connection form are diagonal in unitary frame for the corresponding Hermitian metric. We may thus write the flat connection ∇^L of the limiting case in the following way, using the third Pauli matrix σ^3 for convenience:

$$\nabla^L(\zeta) := \frac{R}{\zeta} \Phi_\infty + A_\infty + R\zeta \Phi_\infty^* = \partial + \frac{R}{\zeta} q^{1/2} \sigma^3 dz + A_z dz + \bar{\partial} + A_{\bar{z}} d\bar{z} + R\zeta \overline{q^{1/2}} \sigma^3 d\bar{z}.$$

Here $\Phi_\infty = q^{1/2} \sigma_3$, A_z is diagonal with entries $-a_1$ and $-a_2$, and $A_{\bar{z}} = -\overline{A_z}$.¹⁴ We also consider the same conventions for the quadrilateral, annulus and frame as constructed in section 4. As the connection is in "diagonal gauge" and the description is in local coordinates the sections can be computed in each entry of $s = (s_1, s_2)$ independently. For s_i the differential equation becomes:

$$0 = \partial s_i - a_1 s_1 dz + \frac{R}{\zeta} q^{1/2} s_i dz + \bar{\partial} s_i + \overline{a_1} s_i d\bar{z} + R\zeta \overline{q^{1/2}} s_i d\bar{z}.$$

As before the dz and $d\bar{z}$ part have to become 0 independently, so the equation splits into the set of two PDEs:

$$\frac{\partial s_i}{\partial z} = \left(-\frac{R}{\zeta} q^{1/2} + a_1 \right) s_i \quad \wedge \quad \frac{\partial s_i}{\partial \bar{z}} = (-R\zeta \overline{q^{1/2}} - \overline{a_1}) s_i.$$

Denote by P a primitive of $q^{1/2}$. From $\overline{\partial P} = \overline{\partial P} = \overline{q^{1/2}}$ it then follows, that \overline{P} is a primitive of $\overline{q^{1/2}}$. Furthermore let Δ_i be a primitive of $a_i - \overline{a_i}$. With these notations the solution s_1 of the set of PDEs becomes

$$s_1 = C_1 e^{-\frac{R}{\zeta} P + \Delta_1 - R\zeta \overline{P}},$$

for any $C_1 \in \mathbb{C}$. For the other component the different sign in σ^3 leads to the corresponding solution

$$s_2 = C_2 e^{\frac{R}{\zeta} P - \Delta_2 + R\zeta \overline{P}},$$

¹⁴Here the signs are chosen to match the formulas in section 4.

for any $C_2 \in \mathbb{C}$. So we have the general solution

$$s_L := \begin{pmatrix} C_1 e^{-\frac{R}{\zeta} P + \Delta - R\zeta \bar{P}} \\ C_2 e^{\frac{R}{\zeta} P - \Delta + R\zeta \bar{P}} \end{pmatrix},$$

where the superscript L indicates that these are the flat sections for the limiting configurations.

Just as in section 6.1 we want to choose a small flat section for each vertex, but now this is easily obtained as no remainder term exists and we see directly which section to choose for each vertex. I. e. if we label the vertices of a quadrilateral by 1, 2, 3, 4 we obtain for vertex 1 the section

$$s_L^1(\zeta, z) := \begin{pmatrix} 0 \\ e^{\frac{R}{\zeta} P_1(z) - \Delta(z)_2 + R\zeta \bar{P}_1(z)} \end{pmatrix}.$$

As before we need to consider the primitives in a contractible subset of the standard annulus, but as we know the solutions completely, we don't have to transport the solutions to the ca -trajectories in order to evaluate them.

Then we may again build the \mathcal{X}_γ coordinates and obtain the corresponding period integrals.

$$\begin{aligned} \mathcal{X}_\gamma^L &= -\frac{(s_L^1 \wedge s_L^2)(s_L^3 \wedge s_L^4)}{(s_L^2 \wedge s_L^3)(s_L^4 \wedge s_L^1)} \\ &= -\exp\left(\frac{R}{\zeta} \oint_\gamma q^{1/2} + \left(\oint_\gamma a_1 dz - \bar{a}_1 d\bar{z}\right) + R\zeta \oint_\gamma \bar{q}^{1/2}\right). \end{aligned}$$

We can now define just as before $i\theta := \left(\oint_\gamma a_1 dz - \bar{a}_1 d\bar{z}\right)$. Together with the periods $Z_\gamma := \frac{\pi}{\oint_\gamma} q^{1/2}$ we obtain the action angle coordinates on the corresponding integrable system, where the Z_γ are coordinates on the Hitchin base and the θ are coordinates on the torus fibers. It follows from the theory of limiting configurations that these are in fact periodic, so they give appropriate coordinates on the torus fibers of \mathcal{M}'_∞ . With these the final form for the \mathcal{X}_γ coordinates for the limiting configuration is obtained:

$$\mathcal{X}_\gamma^L = -\exp\left(\frac{R}{\zeta} \pi Z_\gamma + i\theta_\gamma + R\zeta \pi \bar{Z}_\gamma\right). \quad (22)$$

In light of the goal to describe the asymptotic behaviour of the true coordinate system we note here that this is exactly the term we obtained from the leading term for the true \mathcal{X} coordinates in Theorem 6.16. Thus the difference amounts to the addition of the remainder term r_q for the true coordinates. We will come back to this at the end.

Again these coordinate functions can be defined for each charge γ in the charge lattice Γ_q , although in the following we only use the generators of the gauge lattice Γ_q^g . We then obtain the holomorphic symplectic form on \mathcal{M}'_∞ .

Definition 7.7

With the symplectic pairing and generators as defined in section 3.3 define and ϵ_{ij} the coefficients of the inverse of the pairing define

$$\Omega^{sf}(\zeta) := \frac{1}{8\pi^2 R} \sum_{i,j} \epsilon_{ij} \frac{d\mathcal{X}_{\gamma_i}^L}{\mathcal{X}_{\gamma_i}^L} \wedge \frac{d\mathcal{X}_{\gamma_j}^L}{\mathcal{X}_{\gamma_j}^L}.$$

Corollary 7.8

Ω^{sf} is a holomorphic symplectic form on \mathcal{M}'_∞ .

We then obtain the metric $g_{\text{twist}}^{\text{lim}}$ by simply plugging in the known expression for \mathcal{X}_γ^L . Here it is important to note the fact that

$$dz_{\gamma_i} \wedge dz_{\gamma_j} = 0.$$

This is clear if the dimension of the Hitchin Base is 1, which is the case for the four punctured sphere. For higher dimensions this is called the Lagrangian property in the talk notes [Nei18]. A proof can also be found in the script [Nei17] where it is referred to as "Griffiths transversality".

Using this cancellation and the fact that the θ coordinates are real-valued one obtains for $\zeta = 1$ the Kähler form

$$\omega_I = \text{Re}(i\Omega^{\zeta=1}) = \sum_{i,j} \epsilon_{ij} \left(\frac{R}{4} dZ_{\gamma_i} \wedge d\bar{Z}_{\gamma_j} - \frac{1}{8\pi^2 R} d\Theta_{\gamma_i} \wedge d\Theta_{\gamma_j} \right).$$

Now this is in fact the Kähler form for the semiflat metric, so we obtain as stated above the equality $g_{\text{twist}}^{\text{lim}} = g_{\text{sf}}$.

This concludes the twistorial construction of the semiflat metric. It will appear again at the end of the last section, as it is our goal to compare g_{sf} and g_{twist} on \mathcal{M}' .

7.3 The twistorial hyperkähler metric on \mathcal{M}

Finally we use the construction of section 7.1 on the space of true solutions to Hitchin's equations \mathcal{M} . At this point we have to specialize the construction of the \mathcal{X} -coordinates which up until now depended on the (almost) arbitrary angle parameter ϑ of the triangulation, so that it is well defined and all the results from the sections before hold. This is done by setting $\vartheta := \arg\zeta$ and building the triangulation and coordinates accordingly. Obviously in this way $\zeta \in \mathbb{H}_\vartheta$ which was the sufficient condition for the construction to work. We have to beware though, that with this definition we can't control ϑ to be generic anymore. Indeed there is now the real co-dimension 1 locus in the ζ -plane where the coordinates jump. Away from this locus the coordinates are fine, but it is one of the crucial parts of the main Theorem 7.10 in this section that these jumps do not pose a problem for us.

Definition 7.9

Let $\Gamma^g = H_1(\Sigma_u; \mathbb{Z})$ denote the gauge lattice and let \mathcal{X}_{γ_i} for each generator $\gamma_i \in \Gamma^g$ be the corresponding true coordinate function on \mathcal{M}' constructed with triangulation angle $\vartheta := \arg \zeta$. With ϵ^{ij} denoting the coefficients of the symplectic form on Γ_g and ϵ_{ij} its inverse define

$$\Omega := \frac{1}{8\pi^2 R} \sum_{i,j} \epsilon_{ij} \frac{d\mathcal{X}_{\gamma_i}}{\mathcal{X}_{\gamma_i}} \wedge \frac{d\mathcal{X}_{\gamma_j}}{\mathcal{X}_{\gamma_j}}.$$

All of our calculations in section 6 and the arguments in [GMN10] and [GMN13b] now come together in the following theorem.

Theorem 7.10

If R is large enough Ω is a holomorphic section of $\Omega^2 T_F^ \otimes O(2)$, defining a symplectic form on each fiber.*

Proof. As of the pole structure Ω is a well defined section of $\Omega^2 T_F^* \otimes O(2)$ where the $O(2)$ twist matches the simple poles at $\zeta = 0$ and $\zeta = \infty$.

By theorem 5.12 the small flat sections depend holomorphically on any parameter on which the initial value function and kernel of the defining integral equation depend holomorphically. As these are given in terms of the coefficients of the solutions to Hitchin's equation, they are holomorphic in every complex structure of \mathcal{M} . The construction of \mathcal{X} then proceeds by operations which preserve the holomorphicity and so does the construction of Ω .

The same argument holds for the ζ -dependence for any $\zeta \in \mathbb{C}^\times$ as long as the ca -triangulation with angle $\vartheta = \arg(\zeta)$ does not obtain values for which finite ca -trajectories appear. Thus it is piecewise holomorphic with jumps on a real co-dimension-1 domain. As of proposition 7.3 the jumps in the coordinates are by symplectomorphisms and Ω is still well defined on all of \mathbb{C}^\times and as of corollary 7.4 it is holomorphic on all of \mathbb{C}^\times .

Now as of theorem 6.23 and corollary 6.24 Ω has only simple poles for $\zeta \rightarrow 0$ and $\zeta \rightarrow \infty$, so it is seen to be a section of $\Omega^2 T_F^* \otimes O(2)$ where the $O(2)$ twist matches the pole structure. As Ω is holomorphic on all of \mathbb{C}^\times it is holomorphic everywhere on \mathbb{CP}^1 by the Riemann removable singularity theorem.

Lastly the form on each fiber is symplectic as of the intersection pairing which extracts the Darboux coordinate system out of the set of the constructed canonical functions \mathcal{X}_γ in such a way that the form is non-degenerate. \square

Thus the twistor theorem applies and we obtain a twistorial hyperkähler metric g_{twist} on \mathcal{M} . We use this point for reminding that we use the fact that \mathcal{M} is a hyperkähler space which thus already carries all of the structure needed in the twistor theorem. For our metric we simply forget the given existing holomorphic symplectic form and replace it by Ω , while keeping the rest of the structure, i. e. the complex structure, fibration of the twistor space \mathcal{Z} over \mathbb{CP}^1 , the family of holomorphic sections with normal bundle isomorphic to $\mathbb{C}^{2n} \otimes O(1)$ and the compatible real structure τ . Thus we obtain the following theorem out of the twistor construction.

Theorem 7.11

For large enough R there exists a hyperkähler metric g_{twist} on \mathcal{M} whose twistorial data matches the natural one except for the holomorphic symplectic form which is given by Ω .

In order to obtain more information about this metric we consider the complex structures on \mathcal{M} . They are

$$I(\dot{A}, \dot{\Phi}) = (i\dot{A}, i\dot{\Phi}), \quad J(\dot{A}, \dot{\Phi}) = \left(i \left(\dot{\Phi} \right)^{*h}, -i \left(\dot{A} \right)^{*h} \right), \quad K(\dot{A}, \dot{\Phi}) = \left(- \left(\dot{\Phi} \right)^{*h}, \left(\dot{A} \right)^{*h} \right).$$

where the tangent spaces for the set of connections and Higgs fields are identified. The complex structure I is in this case well suited for calculations. So we use Lemma 7.5 and obtain:

Corollary 7.12

The twistorial metric g_{twist} on \mathcal{M} has the form

$$g_{twist}(v, w) = \Omega_I^{\zeta=1}(v, Iw) = \text{Re}(i\Omega^{\zeta=1}(v, Iw)).$$

The benefit of this construction now becomes perfectly clear as we consider the asymptotics of this metric for large R . From the construction of the \mathcal{X}_{γ_i} it is clear that they can be expressed as the limiting coordinates $\mathcal{X}_{\gamma_i}^L$ modified by some term that decays exponentially in R . Thanks to the explicit formulation we can easily see that this decaying behavior descends through the construction of the metric, leading to the final result.

Theorem 7.13

There exists a real constant γ , s. t. for large enough R the difference of the twistorial hyperkähler metric g_{twist} on \mathcal{M} and the semiflat metric g_{sf} decays exponentially in R :

$$g_{twist} - g_{sf} = O(e^{-\gamma R}).$$

Proof. This is now a straight forward calculation with the norm of Ω using the structure of Corollary 7.12 and the discussion following Corollary 7.8. The exponential decay then arises as a consequence of the correspondence of equation (22) and Theorem 6.16. \square

References

- [BB04] Olivier Biquard and Philip Boalch. “Wild non-abelian Hodge theory on curves”. In: *Compositio Mathematica* 140.01 (2004). DOI: 10.1112/S0010437X03000010.
- [BY96] Hans U. Boden and Kôji Yokogawa. “Moduli Spaces of parabolic Higgs bundles and parabolic $K(D)$ pairs over smooth curves: I”. In: *International Journal of Mathematics* 07.05 (1996), pp. 573–598. DOI: 10.1142/S0129167X96000311.
- [DN19] David Dumas and Andrew Neitzke. “Asymptotics of Hitchin’s Metric on the Hitchin Section”. In: *Communications in Mathematical Physics* 367.1 (2019), pp. 127–150. DOI: 10.1007/s00220-018-3216-7.
- [FG06] Vladimir Fock and Alexander Goncharov. “Moduli spaces of local systems and higher Teichmüller theory”. In: *Publications mathématiques de l’IHÉS* 103.1 (2006), pp. 1–211. DOI: 10.1007/s10240-006-0039-4.
- [FO08] Daniel Franco and Donal O’Regan. “Solutions of Volterra integral equations with infinite delay”. In: *Mathematische Nachrichten* 281.3 (2008), pp. 325–336. DOI: 10.1002/mana.200510605.
- [For81] Otto Forster. *Lectures on Riemann Surfaces*. Vol. 81. Graduate Texts in Mathematics. New York, NY: Springer, 1981. DOI: 10.1007/978-1-4612-5961-9. URL: <http://dx.doi.org/10.1007/978-1-4612-5961-9>.
- [Fre+20] Laura Fredrickson, Rafe Mazzeo, Jan Swoboda, and Hartmut Weiß. *Asymptotic Geometry of the Moduli Space of Parabolic $SL(2, C)$ -Higgs Bundles*. 2020. URL: <https://arxiv.org/abs/2001.03682>.
- [Fre18] Laura Fredrickson. *Generic Ends of the Moduli Space of $SL(n, C)$ -Higgs Bundles*. 2018. URL: <https://arxiv.org/abs/1810.01556>.
- [Fre20] Laura Fredrickson. “Exponential Decay for the Asymptotic Geometry of the Hitchin Metric”. In: *Communications in Mathematical Physics* 375.2 (2020), pp. 1393–1426. DOI: 10.1007/s00220-019-03547-9.
- [Gar17] César Garza. *A construction of hyperkähler metrics through Riemann-Hilbert problems I*. 2017. URL: <https://arxiv.org/abs/1701.08188>.

- [GMN10] Davide Gaiotto, Gregory W. Moore, and Andrew Neitzke. “Four-Dimensional Wall-Crossing via Three-Dimensional Field Theory”. In: *Communications in Mathematical Physics* 299.1 (2010), pp. 163–224. DOI: 10.1007/s00220-010-1071-2.
- [GMN13a] Davide Gaiotto, Gregory W. Moore, and Andrew Neitzke. “Spectral Networks”. In: *Annales Henri Poincaré* 14.7 (2013), pp. 1643–1731. DOI: 10.1007/s00023-013-0239-7.
- [GMN13b] Davide Gaiotto, Gregory W. Moore, and Andrew Neitzke. “Wall-crossing, Hitchin systems, and the WKB approximation”. In: *Advances in Mathematics* 234 (2013), pp. 239–403. DOI: 10.1016/j.aim.2012.09.027.
- [Hit+87] N. J. Hitchin, A. Karlhede, U. Lindström, and M. Roček. “Hyperkähler metrics and supersymmetry”. In: *Communications in Mathematical Physics* 108.4 (1987), pp. 535–589. DOI: 10.1007/BF01214418.
- [Hit87] N. J. Hitchin. “The Self-Duality Equations on a Riemann Surface”. In: *Proceedings of the London Mathematical Society* s3-55.1 (1987), pp. 59–126. DOI: 10.1112/plms/s3-55.1.59.
- [Hit92] Nigel J. Hitchin. “Hyperkähler manifolds: Séminaire Bourbaki : volume 1991/92, exposés 745-759”. In: *Astérisque* 206 (1992). URL: www.numdam.org/item/SB_1991-1992__34__137_0/.
- [Kon93] Hiroshi Konno. “Construction of the moduli space of stable parabolic Higgs bundles on a Riemann surface”. In: *Journal of the Mathematical Society of Japan* 45.2 (1993), pp. 253–276. DOI: 10.2969/jmsj/04520253.
- [Lev48] Norman Levinson. “The asymptotic nature of solutions of linear systems of differential equations”. In: *Duke Mathematical Journal* 15.1 (1948), pp. 111–126. DOI: 10.1215/S0012-7094-48-01514-2.
- [Maz+12] Rafe Mazzeo, Jan Swoboda, Hartmut Weiß, and Frederik Witt. “Limiting configurations for solutions of Hitchin’s equation”. In: *Séminaire de théorie spectrale et géométrie* 31 (2012), pp. 91–116. DOI: 10.5802/tsg.296.
- [Maz+16] Rafe Mazzeo, Jan Swoboda, Hartmut Weiss, and Frederik Witt. “Ends of the moduli space of Higgs bundles”. In: *Duke Mathematical Journal* 165.12 (2016), pp. 2227–2271. DOI: 10.1215/00127094-3476914.
- [Maz+19] Rafe Mazzeo, Jan Swoboda, Hartmut Weiß, and Frederik Witt. *Asymptotic geometry of the Hitchin Metric*. 2019. URL: <https://arxiv.org/abs/1709.03433v3>.

- [Moc06] Takuro Mochizuki. *Kobayashi-Hitchin correspondence for tame harmonic bundles and an application*. Vol. 309. Astérisque. Paris: Société Mathématique de France, 2006. URL: <https://arxiv.org/abs/math/0411300>.
- [Nak96] Hiraku Nakajima. “Hyperkähler structures on moduli spaces of parabolic Higgs bundles on Riemann surfaces”. In: *Moduli of vector bundles (Sanda, 1994; Kyoto, 1994)*. Vol. 179. Lecture Notes in Pure and Appl. Math. Dekker, New York, 1996, pp. 199–208.
- [Nei13] Andrew Neitzke. *Notes on a new construction of hyperkahler metrics*. 2013. URL: <https://arxiv.org/abs/1308.2198>.
- [Nei17] Andrew Neitzke. *Moduli of Higgs Bundles*. 2017. URL: <https://gauss.math.yale.edu/~an592/exports/higgs-bundles.pdf>.
- [Nei18] Andrew Neitzke. *Metric on the moduli of Higgs Bundles*. 2018. URL: <https://gauss.math.yale.edu/~an592/exports/higgs-metric.pdf>.
- [Sim90] Carlos T. Simpson. “Harmonic Bundles on Noncompact Curves”. In: *Journal of the American Mathematical Society* 3.3 (1990), p. 713. DOI: 10.2307/1990935.
- [Str84] Kurt Strebel. *Quadratic differentials*. Vol. Folge 3, 5. Ergebnisse der Mathematik und ihrer Grenzgebiete. Berlin: Springer, 1984.
- [Tul19] Ivan Tulli. *The Ooguri-Vafa space as a moduli space of framed wild harmonic bundles*. 2019. URL: <https://arxiv.org/abs/1912.00261>.
- [Win10] Alistair Windsor. “A contraction mapping proof of the smooth dependence on parameters of solutions to Volterra integral equations”. In: *Nonlinear Analysis: Theory, Methods & Applications* 72.9-10 (2010), pp. 3627–3634. DOI: 10.1016/j.na.2009.12.043.
- [Yok93] Kôji Yokogawa. “Compactification of moduli of parabolic sheaves and moduli of parabolic Higgs sheaves”. In: *Journal of Mathematics of Kyoto University* 33.2 (1993), pp. 451–504. DOI: 10.1215/KJM{\%}2F1250519269.