

Analysis and Control of Autonomous Mobility-on-Demand Systems: A Review

Gioele Zardini,¹ Nicolas Lanzetti,² Marco Pavone,³ and Emilio Frazzoli¹

¹Institute for Dynamic Systems and Control, Department of Mechanical and Process Engineering, ETH Zürich, 8092 Zürich, Switzerland; email: gzardini@ethz.ch, efrazzoli@ethz.ch

²Automatic Control Laboratory, Department of Information Technology and Electrical Engineering, ETH Zürich, 8092 Zürich, Switzerland; email: lnicolan@ethz.ch

³Autonomous Systems Lab, Department of Aeronautics and Astronautics, Stanford University, Stanford, California 94305, USA; e-mail: pavone@stanford.edu

The first two authors contributed equally to this work.

Xxxx. Xxx. Xxx. Xxx. 2021. AA:1–27

[https://doi.org/10.1146/\(\(please add article doi\)\)](https://doi.org/10.1146/((please add article doi)))

Copyright © 2021 by Annual Reviews.
All rights reserved

Keywords

autonomous vehicles, autonomous mobility-on-demand, fleet management, ride-sharing, future mobility systems

Abstract

Challenged by urbanization and increasing travel needs, existing transportation systems call for new mobility paradigms. In this article, we present the emerging concept of Autonomous Mobility-on-Demand, whereby centrally orchestrated fleets of autonomous vehicles provide mobility service to customers. We provide a comprehensive review of methods and tools to model and solve problems related to Autonomous Mobility-on-Demand systems. Specifically, we first identify problem settings for their analysis and control, both from the operational and the planning perspective. We then review modeling aspects, including transportation networks, transportation demand, congestion, operational constraints, and interactions with existing infrastructure. Thereafter, we provide a systematic analysis of existing solution methods and performance metrics, highlighting trends and trade-offs. Finally, we present various directions for further research.

1. INTRODUCTION

Countries worldwide are observing dramatic urbanization: today, 55% of the world’s population lives in urban areas, and the proportion is expected to reach 68% by 2050 (1). Urbanization induces an increase of urban travel, and hence of the externalities it produces. Indeed, cities are considered responsible for 78% of the world’s energy consumption, and for over 60% of global emissions (30% of which produced by transportation, in the US) (2). Furthermore, congestion levels are increasing worldwide: in the US, congestion causes 8.8 billion hours of extra travel time, equivalent to more than a week of vacation for the average US commuter, causing \$180 billion of delay and fuel costs, close to 1% of the US GDP (3).

In this context, private cars are considered an unsustainable solution for future personal mobility (4). Indeed, vehicles are typically *overengineered* (designed for long-distance highway travel, but mostly used for low-speed urban trips), and *underutilized* (private cars are usually parked more than 90% of the time). The Mobility-on-Demand (MoD) concept has potential to alleviate these issues. In a MoD system, (electric, light) vehicles are placed throughout a city, and when customers want to reach a certain destination, they can walk to the nearest vehicle, pick it up, drive to the destination, and drop it off. MoD services directly target issues such as pollution, parking spaces (due to high utilization rates), and satisfy needs of personal mobility (4, 5).

However, MoD systems suffer from limitations, such as their tendency to become unbalanced, due to unevenly distributed transportation demand. To overcome such issues, ride-hailing companies started offering a variation of MoD services, whereby passengers are assigned by a central manager to an on-demand driver, who then drives them to their destination. Although such services have become very popular (in NYC, ride-hailing companies increased their rides by 1,000% between 2012 and 2019 (6)), they exploit public resources (e.g., roads), require a large number of drivers to scale, and often lead to potentially disruptive consequences for the transportation system and for society at large (7, 8). Furthermore, their profitability is questionable.

Technological advances in the field of autonomous driving observed in past decades offer a new mobility paradigm: Autonomous Mobility-on-Demand (AMoD). An AMoD system consists of a fleet of autonomous vehicles (AVs) which pick up passengers and transport them to their destination. A manager controls the fleet by simultaneously (i) *assigning* passengers to AVs, (ii) *routing* them, and (iii) *rebalancing* the fleet by relocating customer-free AVs to re-align their geographical distribution with transportation demand. One could argue that an MoD systems in which drivers precisely follow instructions of a fleet manager could provide the same service as AMoD systems. So, what justifies AMoD over MoD?

AMoD promises two main benefits. First, it increases the supply of drivers to match increasing demand with good quality of service. Indeed, American drivers spend about 1 hour per day driving (9), equivalent to 1/9 of a work day, considering commute time as productive time. Assuming driving to be allocated to the same group of people (i.e., ignoring demand peaks), 1 out of 9 workers should be a MoD driver. Additionally, customer-free trips, for which a common lower bound is 30% (e.g., based on Singapore data), increase the proportion to 1 out of 7, hindering the scalability of MoD systems. Second, AMoD drastically reduces transportation costs (10, 11). For instance, (11) estimates that electrification and automation reduce costs of taxis by more than 70% in Austin and 85% in Zürich.

Analytically and computationally, the operation of AMoD systems is similar to the one of taxi systems, barring one key difference: a taxi system operator *cannot* enforce assignments of passengers to drivers and balanced vehicle distributions because drivers

have the final say. Typically, taxi drivers act selfishly to maximize their own profit, while AVs can act *cooperatively*. In AMoD systems, central coordination schemes can minimize externalities by optimizing routing, rebalancing, charging schedules, etc. Furthermore, customers need not drive, and can thus better use commute time. Driven by such promising benefits, various companies started to develop the technology (around 30 AV companies in California only) and some are already providing mobility services. Examples include over 100,000 rides by Motional’s AVs in Las Vegas (12) and over 20 million miles driven autonomously by Waymo (13).

Overall, the novelty of AMoD systems calls for methods for analysis and control. Challenges are *socio-technical*, ranging from technical ones (e.g., reaching sufficient levels of autonomy, defining operational regulations and liabilities) to political and economical ones (e.g., taxation policies, privacy, and fairness) (14). Questions of interest include: which kind of autonomy and what levels of safety and reliability are needed for AVs to operate in cities? How many AVs are needed to guarantee a desired quality of service? How will AMoD systems interact with existing mobility systems? Will they reduce congestion? Can we use AMoD systems to steer urban mobility toward a sustainable future?

1.1. Contributions

Numerous reviews have been proposed for aspects relevant for analysis and control of AMoD systems, ranging from vehicle routing problems (15, 16, 17, 18, 19, 20) to shared (autonomous) mobility (21, 22, 23, 24, 25, 26, 27). However, to the best of our knowledge, no review focused specifically on analysis and control of AMoD systems, identifying problem settings, models, solution approaches, and future challenges.

In this article, we provide a synoptic review of methods for analysis and control of AMoD systems. Specifically, our contribution is fourfold. First, we identify problem settings for analysis and control of AMoD systems. Second, we present mathematical models, including models for the transportation network, transportation demand, congestion, operational constraints, and interactions with existing infrastructure. Third, we review solution methods, together with performance metrics and case studies. Our analysis highlights patterns and instances yet to be solved. Finally, we provide an outlook on future research.

2. ANALYSIS AND CONTROL OF AMOD SYSTEMS

Before introducing mathematical tools to reason about AMoD systems, we clarify why we need to analyze and control them in the first place. Essentially, there are two aspects:

- *Operational policies*: The deployment of AMoD systems calls for *real-time* operational policies. Questions of interest include: which AV should pick up a customer requesting a ride? How should AVs be routed throughout the city? What should customer-free AVs do? Can we simultaneously accommodate multiple requests by sequentially picking up customers and driving them to their destinations?
- *Planning studies*: Operations of AMoD systems rely on planning. Questions to answer include: how many AVs are needed to provide a given quality of service? Where should charging stations be located? How will AVs affect existing mobility systems?

To address these questions, one needs two ingredients: a mathematical model of the AMoD system and a solution approach (Figure 1). We first review problems related to the analysis

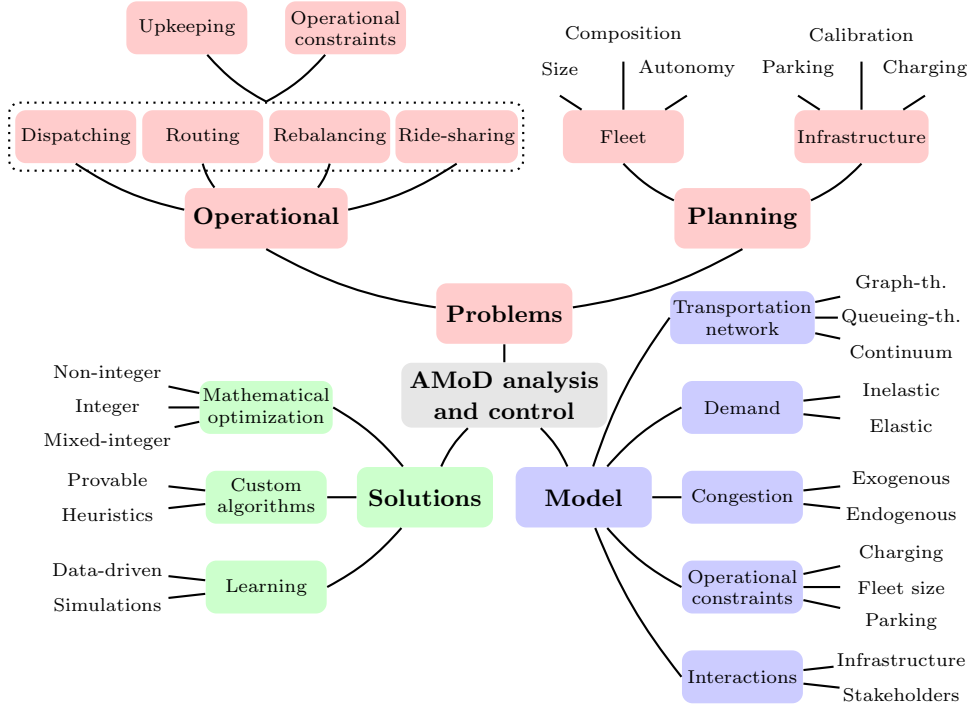


Figure 1: Dependency diagram for analysis and control of AMoD systems, featuring mathematical models, problems, and solution approaches.

and control of AMoD systems, distinguishing operational policies (Section 2.1) and planning (Section 2.2). In Section 3, we investigate models for AMoD systems, describing models for transportation networks, transportation demand, congestion, operational constraints, and interactions. Finally, in Section 4, we present solution approaches for operational matters and planning problems, and related performance metrics.

2.1. Operational policies

We distinguish between four operational tasks: dispatching, routing, rebalancing, and ride-sharing (Figure 2). Additionally, each task could account for the upkeep of AVs, which includes scheduling of charging, calibration, parking, and general maintenance routines.

Dispatching Given a set of customer requests, the fleet manager needs to assign them to available AVs (Figure 2a). At their core, *dispatching* problems are assignment problems, well studied in operations research (28, 29, 30, 31). Typically, when solving such problems, one seeks a system optimum in which the fleet performance is maximized.

Routing After being dispatched, AVs need to be (dynamically) routed to the assigned customers, and then to the destination of their trips (Figure 2b). Routes are typically chosen to optimize specific metrics (e.g., travel time and travel distance), possibly considering road congestion. Such problems belong to the family of vehicle routing problems (VRPs), in

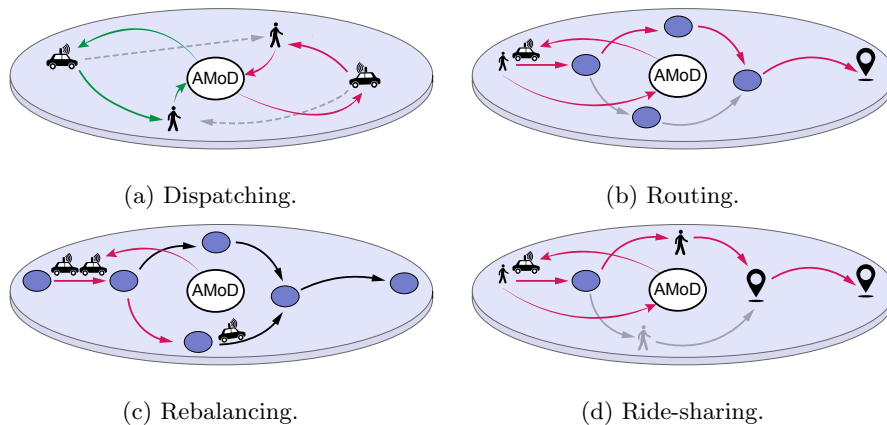


Figure 2: Operational policies for AMoD systems. An AMoD fleet manager gathers information from customers and AVs, processes it, and produces actionable policies for AVs.

particular dynamic pickup and delivery problems (DPDPs), reviewed in (18, 32, 33, 34).

Rebalancing *Rebalancing* problems deal with re-positioning of customer-free AVs (Figure 2c) (35). Policies aim at maximizing the responsiveness of AMoD systems to new requests, while minimizing imbalance of AV fleet caused by asymmetries in transportation demand. *Rebalancing* techniques usually consist of two steps: (i) an estimate of future transportation demand and (ii) an efficient re-distribution of customer-free AVs.

Ride-sharing *Ride-sharing* refers to the process of simultaneously serving multiple, unrelated customer requests with a single AV (Figure 2d). This additional feature entangles the solution of the aforementioned problems: ride-sharing policies need to provide AV assignments and routes dealing with multiple pickup and drop-off locations, while maximizing fleet performance, and not deteriorating quality of service (36, 37, 38).

2.2. Planning AMoD operations

Numerous planning problems have been investigated, which we cluster in three categories.

Design of AV fleets The design of AV fleets impacts the performance of AMoD systems. Design problems include fleet sizing (39, 40, 41, 42, 43), fleet composition (e.g., capacity of vehicles and propulsion) (44), and autonomy (45, 46). For instance, (39) solves two instances of fleet sizing: *minimum fleet sizing* and *performance-driven fleet sizing*. The former seeks the minimum number of AVs in a fleet to keep the number of unmet demands bounded (92,693 AVs in Singapore (39)). The latter quantifies the number of AVs for certain quality of service. Fleet sizing also informs auxiliary operations related to AMoD systems. For instance, in low-demand regimes, unnecessary AVs could be sent to charging and calibration facilities, or provide auxiliary services, such as package delivery (47).

Interactions with existing infrastructure AMoD systems operate while using public and private resources, such space for parking and idling, roads, and electricity. Therefore,

planning studies also focus on *interactions* between AMoD systems and existing infrastructure. Aspects of interest include allocation of parking space (48, 49), optimal placement of charging stations, charge scheduling for electric AVs (50, 51, 52, 53, 54), contribution to congestion (55), joint operation with other modes of transportation (56, 57), autonomous calibration (58), smart infrastructure (59), and achievable performance of the overall mobility system (45).

Interactions among stakeholders AMoD systems are part of a large ecosystem of mobility providers which includes public transportation systems and private companies. Importantly, studies investigate the interplay between AMoD systems, other mobility solutions, and regulatory agencies (e.g., municipalities) (60, 61), focusing on pricing strategies, incentives, and tolls (51, 62, 63, 64, 65). While constituting an exciting research direction, the study of interactions among stakeholders is not the focus of this article. Nevertheless, we discuss the topic when posing future challenges in Section 5.

3. MATHEMATICAL MODELING OF AMOD SYSTEMS

In this section, we review models for AMoD systems, including modeling approaches for the transportation network, AVs, transportation demand, congestion models, operational constraints, and interactions with existing infrastructure. We focus the exposition on mathematical models. We discuss simulation-based and empirical approaches, often combined with machine learning, in Section 4.

3.1. Transportation network and AVs

Models of transportation networks and AVs can be clustered in two categories:

- *Time-varying models* consider both the spatial and the temporal dimensions of the transportation system. Typically, authors focus on a specific geographical area (e.g., Manhattan) and on a specific time window (e.g., one day). This approach is common when modeling *microscopic* phenomena or taking operational decisions, but usually leads to more complicated models (e.g., larger graphs).
- *Time-invariant models* assume a transportation system in steady state, where one neglects the temporal dimension, by resuming a specific time window into one time unit (e.g., considering the “number of AVs per unit time”). This assumption is reasonable if requests change slowly compared to the average travel time of individual trips, as often observed in densely populated urban environments (56, 66). This approach is popular in *mesoscopic* and *macroscopic* studies, as it simplifies the setting, while capturing the main aspects of the problem.

In the following, we present mathematical models and relate them with the time-varying and time-invariant approaches (Figure 3).

3.1.1. Graph-theoretic models. The transportation network is modeled as a directed graph $\mathcal{G} = \langle \mathcal{V}, \mathcal{E} \rangle$, where \mathcal{V} is the set of vertices and $\mathcal{E} \subseteq \mathcal{V} \times \mathcal{V}$ is the set of edges (Figure 3a). A node $v \in \mathcal{V}$ represents a location, such as a station or an urban area, and an edge $(v_1, v_2) \in \mathcal{E}$ represents a road (or a combination of roads) from location v_1 to location v_2 . To each edge one usually associates metrics such as travel time $t: \mathcal{E} \rightarrow \mathbb{R}_{\geq 0}$ and

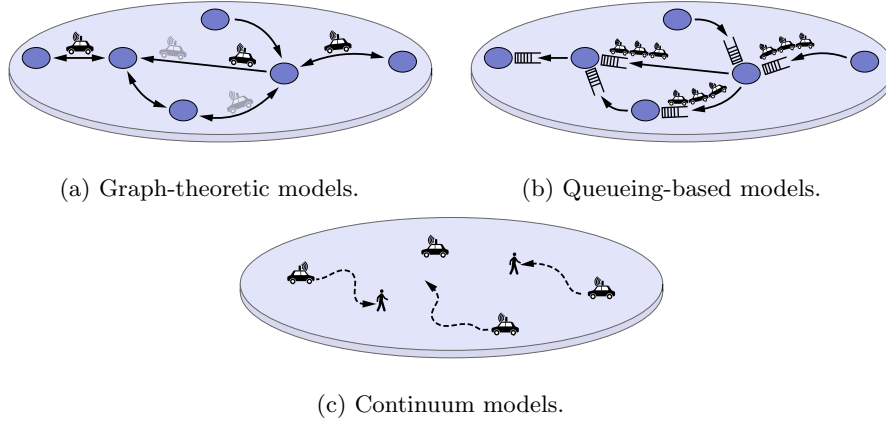


Figure 3: Models for the transportation network and AVs.

distance $d: \mathcal{E} \rightarrow \mathbb{R}_{\geq 0}$ (e.g., $t_{ij} := t(i, j)$) is the travel time of edge (i, j)).

When using graph-theoretic models, one often adopts a (Eulerian) *fluid-dynamic* approach: AVs and customers are *not* represented individually, but as (possibly non-integer) *flows* between nodes. In this setting, time-invariant models usually reduce to static network flow problems; see (67) for details. Dynamic models, instead, are studied via differential equations (35, 68, 69, 70, 71) or via time-expanded graphs (72). Differential equations capture the dynamic behavior of AVs and customers on the graph. For instance, (35) shows that, by flow conservation, the number of AVs $v_i(t)$ and the number of customers $c_i(t)$ at node i obey the nonlinear time-delayed differential equations

$$\begin{aligned}
 \dot{v}_i(t) &= -\lambda_i H(v_i(t)) + (\lambda_i - \nu_i) H(v_i(t)) H(c_i(t)) \\
 &\quad + \sum_{j \neq i} p_{ji} (\lambda_j H(v_j(t - t_{ji})) - (\lambda_j - \mu_j) H(c_j(t - t_{ji})) H(v_j(t - t_{ji}))) \\
 &\quad - \sum_{j \neq i} \alpha_{ij} H(v_i(t)) + \sum_{j \neq i} \alpha_{ji} H(v_j(t - t_{ji})), \\
 \dot{c}_i(t) &= \lambda_i (1 - H(v_i(t))) + (\lambda_i - \nu_i) H(v_i(t)) H(c_i(t)),
 \end{aligned} \tag{1}$$

where λ_i and μ_i are the rates of arrival and departure of customers at node i , α_{ij} is the rate of rebalancing AVs from node i to node j , p_{ij} is the probability that a customer at node i wants to travel to node j , and $H(x)$ is the Heaviside function ($H(x) = 1$ if $x > 0$, $H(x) = 0$ otherwise). Time-expanded graphs, instead, are a natural generalization of directed graphs for time-varying transportation networks. Herein, nodes are spatio-temporal and consist of a geographical location *and* a time instant: an AV is at $n = \langle v, t \rangle$ if it is at the physical node v at time t (73). Accordingly, an edge between $n_1 = \langle v_1, t_1 \rangle$ and $n_2 = \langle v_2, t_2 \rangle$ exists if and only if v_2 can be reached from v_1 in the time interval $t_2 - t_1$.

While most works adopt a fluidic approach, graph-theoretic models can be combined with *vehicle-centric* models, whereby AVs and customers are modeled individually (74, 75, 76). For instance, (75) introduces a binary decision variable $x_{ij}^k \in \{0, 1\}$ to indicate if AV k is traversing edge (i, j) to optimize AV routes. Nonetheless, vehicle-centric models sometimes ignore the transportation network, and only model AVs and customers (77, 78, 79). In the simplest setting, dispatching of AVs is optimized via binary decision variables $y_{ij} \in \{0, 1\}$ taking value 1 if and only if AV i is assigned to customer j .

3.1.2. Queueing-theoretic models. Queueing theory deals with studies of waiting lines. In AMoD systems, trips are modeled as queues between locations (Figure 3b), allowing one to analyze characteristics such as availability of AVs (i.e., the probability that at least one AV is available), closely related to waiting times. Formally, consider N stations placed at specific geographical locations and m AVs providing mobility service (80, 81, 82). Customers arrive at each station according to an *exogenous* stochastic process, and select a destination with some probability (see Section 3.2 for more details on demand models). If AVs are available at a station, customers travel to their destination; else, they leave the system (so-called “passenger loss”). Travel times between stations are also stochastic, and are usually modeled as exponentially distributed random variables. When designing policies for AMoD systems, one analyzes and regulates how AVs move from one queue to another.

These models are often deployed in time-invariant settings. The case of *infinitely* large fleets ($m \rightarrow \infty$) has been of particular interest to derive theoretic insights. For instance, (80) shows that, for a fleet of m AVs, the availability $A_i(m)$ of AVs at node i satisfies

$$\lim_{m \rightarrow \infty} A_i(m) = \frac{\lambda_i / \pi_i}{\max_{i \in \{1, \dots, N\}} \lambda_i / \pi_i},$$

where λ_i is the average arrival rate at station i and π_i is the relative throughput at station i . These insights formally quantify imbalance of the AMoD system, and allow one to rigorously reason about rebalancing policies (82).

3.1.3. Continuum models. The transportation network is modeled as a compact domain $\Omega \subset \mathbb{R}^2$ of the Euclidean plane (Figure 3c). AVs are free to move on Ω and are typically assumed to have constant speed. Abstracting away from the topology of the road network substantially simplifies analysis and synthesis of control strategies for AMoD systems (83), allowing one to derive analytical expressions for relevant operational parameters (18). For instance, (84) proves that for particular origin-destination distributions the distance driven by customer-free AVs is lower bounded by the Earth Mover’s Distance (85), and provide sufficient and necessary conditions for load balancing of transportation systems. Recently, researchers also modeled AMoD systems using stochastic differential equations (86). Here, the stochasticity of the system dynamics is driven by non-stationary demand and vehicle arrival processes, allowing one to split operational problems into an average process (which can be estimated from historic data) and an unknown disturbance.

3.2. Transportation demand

Transportation demand (henceforth referred to as demand) models the willingness of customers to travel (e.g., for business or leisure). We distinguish between *inelastic* and *elastic* demand. A demand model is *inelastic* if demand is *independent* of the operation of the AMoD system. It is *elastic* if demand is *affected* by the operation of the AMoD system.

3.2.1. Inelastic demand. Inelastic demand models can be classified as follows.

- *Deterministic demand* models assume a fixed (possibly time-varying) demand distribution, often derived from historic data. Such models are typically used along with graph-theoretic models, whereby demand is modeled via origin-destination pairs or via arrival and departure rates at each node. For instance, origin-destination pairs are

specified by a pair of nodes $\langle o, d \rangle \in \mathcal{V} \times \mathcal{V}$ (for time-invariant settings) or by a pair of nodes and a departure time $\langle o, d, \tau \rangle \in \mathcal{V} \times \mathcal{V} \times \mathbb{R}_{\geq 0}$ (for time-varying settings) (45, 73).

- *Stochastic demand* models are ubiquitous in queueing-theoretic and continuum models. Often, they result in spatial (or spatio-temporal, in time-varying settings) stochastic processes. For instance, in queueing-theoretic models customers are assumed to arrive at each station i according to a time-invariant Poisson process, and select a destination j with some probability $p_{ij} \in [0, 1]$ and $\sum_{j=1}^N p_{ij} = 1$ for all i (80, 81, 82).

3.2.2. Elastic demand. In real transportation systems, demand is *elastic*: a more efficient mobility service could induce demand and, vice versa, a less efficient mobility service could decrease it. Herein, demand is assumed to be adversely affected by travel time. For dispatching problems, assignments under elastic demand can be computed via mathematical optimization, whereby the cost function combines congestion and disutility demand; see (87, 88, 89, 90) and references therein. As unveiled by this review, authors focused on inelastic demand models. Elastic demand, thus, represents an area for future research.

3.3. Congestion

Congestion accounts for delays in transportation systems. We distinguish between two types of congestion models: *exogenous* and *endogenous*. A congestion model is *exogenous* if congestion is a fixed, possibly time-varying, known parameter (affecting travel time), *independent* of the operation of the AMoD system. Conversely, it is *endogenous* if it is affected by the operation of the AMoD system.

3.3.1. Exogenous congestion. Exogenous congestion models correct (free-flow) travel time to account for congestion caused by all *other users* on the road. Estimates often stem from historic traffic information. These models are justified for relatively small fleet sizes: a “small” AMoD system will not significantly increase congestion on the roads (5). Exogenous congestion leads to more tractable models of transportation systems. For instance, when taking operational decisions, one does *not* need to consider how policies affect travel time. Yet, congestion-aware operations of AMoD systems promise to mitigate congestion (5).

3.3.2. Endogenous congestion. Endogenous congestion models are found in queueing-theoretic and graph-theoretic models. In queueing-theoretic models, congestion is typically considered through capacity constraints on the queues. Graph-theoretic models offer more flexibility: congestion can be modeled via capacity constraints on the edges (so-called *threshold* models) or via increased travel times. In time-invariant network flow models, capacity constraints upper bound the total flow of vehicles, including exogenous traffic u_{ij} (i.e., vehicles already on the road) and AVs f_{ij} , on edge $\langle i, j \rangle$ (e.g., $u_{ij} + f_{ij} \leq 10$ AVs per second). For increased travel times, instead, one assumes travel time t_{ij} on edge $\langle i, j \rangle$ to depend on road usage of *all* users of the transportation system, including the AMoD system itself. Formally, travel delays are expressed by a non-negative strictly increasing function $\Phi: \mathbb{R}_{\geq 0} \rightarrow \mathbb{R}_{\geq 0}$ mapping the total number of vehicles on an edge to a delay: given a flow of AVs f_{ij} on edge $\langle i, j \rangle$, travel time results from

$$t_{ij} = t_{ij}^F \cdot \Phi\left(\frac{f_{ij} + u_{ij}}{c_{ij}}\right),$$

where c_{ij} is the nominal road capacity and t_{ij}^F is the free-flow travel time¹.

3.4. Operational constraints

To analyze and control AMoD systems, one should consider operational limits of AVs. Here, we present the constraints studied in the literature.

3.4.1. Fleet size. Fleet size constraints account for the limited number of AVs composing a fleet. We identify three instances of fleet size constraints. First, fleet size limitations are sometimes naturally embedded in the model of the transportation system, either because it accounts for every single AV (74, 75, 79) or because based on queueing theory (93). For instance, a queueing-theoretic model consists of N stations and m vehicles; thus, fleet size is implicitly specified by the model of the transportation network and AVs. Second, fleet size sometimes results from the initial condition of a dynamic model of the transportation system (35, 94). For instance, (35) shows that, in the setting of Equation 1., the number of AVs is constant (i.e., $\frac{d}{dt} \sum_i v_i(t) = 0$). Hence, fleet size results from the initial condition $\sum_i v_i(0)$. Third, fleet size can be imposed via hard constraints, especially in time-invariant network flow models, where the number of AVs can be estimated by multiplying the sum of customer and rebalancing flows with travel time (45). Finally, we remark two aspects. First, each type of constraints can be readily generalized to mixed fleets, by imposing limitations on each vehicle class (95). Second, fleet sizing represents not only an operational constraint, but also a design parameter for planning studies (43, 45).

3.4.2. Charging. Another frequent constraint relates to operational limits of AVs. Considering ongoing electrification efforts, research mainly focuses on electric AVs and, thus, on charging constraints (52). Specifically, we distinguish two modeling approaches. The first one constrains the operation of AVs, either through charging/refueling-related delays in travel time or through upper bounds on the duration of trips (74). In the second one, the battery of electric AVs has a *dynamic* state of charge, and operational policies are designed to optimally allocate charging schedules (53, 54, 68, 76, 96, 97, 98). Finally, researchers also consider the *bidirectional* interplay between transportation systems and power grids (54, 62).

3.4.3. Parking. The impact of AVs on parking spaces (and vice-versa) is a relevant aspect for the management of transportation systems (49, 99). Parking policies typically relocate idling AVs, while not deteriorating metrics such as waiting times, traveled distance, and congestion. In graph-theoretic models, effects of parking are captured by additional costs when idling at a node (price of parking) (11, 100, 101) or via upper bounds on the number of AVs at a node (capacity of parking lots) (48, 69, 70, 74). In queueing-theoretic models, stations are usually assumed to have infinite parking spaces (82). Extensions to capacitated queues are discussed in (81).

3.5. Interactions

Interactions with existing infrastructure, such as public transportation systems (56) and power grid (54), as well as interactions among stakeholders of the mobility ecosys-

¹For instance, the BPR function reads $\Phi(x) = 1 + 0.15x^4$ (91, 92).

tems (64, 65), such as municipalities and other mobility providers, are relevant modeling aspects. For instance, the analysis intermodal mobility systems (whereby an AMoD system jointly provides service with public transport) requires to model *both* the AMoD system and the public transportation network (56). Formally, the network of each mode of transportation can be modeled as in Section 3.1.1, and networks are connected via so-called *switching* arcs. For simplicity, consider a road network $\mathcal{G}_R = \langle \mathcal{V}_R, \mathcal{E}_R \rangle$ and a subway network $\mathcal{G}_S = \langle \mathcal{V}_S, \mathcal{E}_S \rangle$. Switching edges (representing connections between roads and subway stations) are described by a set of edges $\mathcal{E}_C \subseteq \mathcal{V}_R \times \mathcal{V}_S \cup \mathcal{V}_S \times \mathcal{V}_R$, characterized by additional properties (e.g., walking time from a road to a subway station). The resulting network is $\mathcal{G} = \langle \mathcal{V}_R \cup \mathcal{V}_S, \mathcal{E}_R \cup \mathcal{E}_S \cup \mathcal{E}_C \rangle$; see (45) for an extensive treatment. This model can be used to assess benefits of intermodality (56) and to devise operational policies (72).

4. SOLUTION APPROACHES

Recall the two classes of problems introduced in Section 2:

- *Operational policies*, designed to control AMoD systems in *real-time*: given a stream of requests, the system must be able to assign them to available AVs, fulfill them, and rebalance the system, while guaranteeing fleet performance.
- *Planning studies* address operational problems to investigate design of AMoD systems, interactions with existing infrastructure, and interplay among stakeholders of the transportation system.

Performance metrics and optimization objectives include revenue and costs (\$), waiting and travel time (⌚), travel distance (km), demand satisfaction (★), social welfare (SW), and fleet size (🚗🚗). We review solution methods (Section 4.1) and tools for simulations (Section 4.2), both from the *operational* and the *planning* perspectives. We classify solution approaches in Table 1. Thereby, we consider modeling aspects of the transportation network (F: fluidic, V: vehicle-centric, C: continuum, Q: queueing-theoretic), operational constraints (🚗🚗: fleet size, 🚗: limited autonomy of AVs, 🅒: parking costs/constraints), upkeeping (solution of scheduling problems for 🅒: charging of AVs, and 🅒: dynamic parking of AVs), performance metrics (labelled as above), solutions methods (Section 4.1), case studies (Section 4.2), and references.

4.1. Review of methods

Dispatching Dispatching is the first problem: given a set of customer requests, the fleet manager needs to match them to AVs. For instance, one can rely on heuristics (38, 102, 103), such as nearest neighbors: from a queue of customer requests one assigns the nearest AV to each request in a first-come-first-served fashion. Such methods, however, generally lead to suboptimal solutions (81). More structured approaches base on mathematical programming; see, e.g., (31) and references therein. For instance, in vehicle-centric models, whereby one dispatches m AVs to serve n customer requests, one can introduce binary decision variables $x_{ij} \in \{0, 1\}$ indicating if AV i is assigned to customer request j . With r_{ij} being

LP: Optimization problem with linear cost and constraints.

QP: Optimization problem with quadratic cost and linear constraints.

ILP: Optimization problem with integer decision variables and linear cost and constraints.

MILP: Optimization problem with integer and real decision variables and linear cost and constraints.

NLP: Optimization problem with nonlinear cost and constraints.

MINLP: Optimization problem with integer and real decision variables and nonlinear cost and constraints.

CO: Optimization problem with convex cost and constraints.

QCILP: Optimization problem with integer decision variables, linear cost, and quadratic constraints.

OA: Own algorithms (e.g., heuristic, provable algorithms)

L: Learning (e.g., reinforcement learning)

the profit of serving customer request j with AV i , we get the integer linear program (ILP)

$$\begin{aligned} \max_{x_{ij} \in \{0,1\}} \quad & \sum_{i=1}^m \sum_{j=1}^n r_{ij} x_{ij} \\ \text{s.t.} \quad & \sum_{i=1}^m x_{ij} \leq 1 \quad \forall j. \quad (\text{customers served at most once}) \end{aligned}$$

Despite being an ILP, the optimization problem can be solved *without* integrality constraint, thanks to total unimodularity. Indeed, if an ILP is totally unimodular², optimal solutions are integer, even if the integrality constraint is dropped; so, they can be easily and scalably solved as linear programs (LPs). To further improve scalability, a variety of algorithms have been implemented (28, 29, 30, 31, 104). Recent works investigated learning-based approaches (e.g., learning optimal policies via neural networks) to improve real-time capabilities (77, 105).

Routing Routing of AVs is an instance of dynamic vehicle routing problems (DVRPs), part of the larger family of VRPs (32). VRPs are usually solved (globally or via heuristics) as static routing problems, whereby origin and destination of trips are known in advance; see (106) for an extensive review. Crucially, however, in AMoD systems demand is dynamic, leading to DVRPs. In particular, DVRPs where people or goods need to be transported between an origin and a destination are dynamic pickup and delivery problems (DPDPs) (33), which can be subdivided in three classes. First, many-to-many problems, in which each request is routed to multiple destinations (107). Second, one-to-one problems, in which each request has a single origin and a single destination (84). Finally, one-to-many problems, in which goods initially located at a depot are delivered to customers, and goods originating from customers are collected and delivered to the depot (108). Clearly, routing AVs is a dynamic one-to-one pickup and delivery problem. However, a full characterization of AMoD systems requires additional properties. First, requests can be immediate and for immediate service, and not meant as prior booking. Second, arrival and travel times are stochastic (16). Finally, apart from ride-sharing cases, AVs are assumed to have single-party occupancy. In AMoD systems, one computes *policies* (and not routes) to service requests arriving *during* operations (18, 109). We identify two approaches: custom algorithms (including heuristics and machine learning) (110, 111) and algorithmic queueing theory (18, 112, 113).

Custom algorithms for routing AVs are studied for instance in (78, 102). Often, these algorithms are assessed via comparisons with *omniscient* (non-causal) algorithms, or supported by extensive empirical experiments, rarely enjoying theoretic guarantees (102, 114, 115, 116, 117). Algorithmic queueing theory usually builds on continuum models of the transportation system, where AVs move at constant velocity and demand is modeled as a spatio-temporal Poisson process. As optimizing over all policies is intractable, research has focused on designing algorithms, on providing rigorous theoretic guarantees on achievable performance, and on extensions (e.g., to obstacles, time constraints, and priorities) (112, 113). However, most formal performance guarantees for algorithms developed using algorithmic queueing theory only hold in asymptotic regimes, such as light or heavy load. In medium load regimes, where systems usually operate, it is difficult to assess the per-

²A matrix is totally unimodular if every square submatrix has determinant 0, -1, or +1. So, $\min_x c^\top x$ s.t. $Ax = b$ is totally modular if A is totally unimodular and b is integer.

formance of such algorithms. Furthermore, it is hard to incorporate additional operational complexity such as congestion and charging constraints (81).

Rebalancing AMoD systems tend to become out of balance: when some origins and destinations are more popular than others, AVs build up at some stations and become depleted at others (35). Historically, researchers studied rebalancing for one-way car sharing schemes (e.g., car2go and Zipcar) and bike-sharing (107, 111). While these systems also suffer from asymmetric demand, they perform *infrequent* rebalancing (e.g., happening few times a day). Thus, the continuous operation of AMoD systems calls for new tools to reason about relocation of customer-free AVs.

In queueing-theoretic settings, rebalancing strategies are computed via LPs. The resulting real-time implementation is formally an ILP, which however reduces to a LP thanks to total unimodularity (93). In network flow models, rebalancing problems are often formulated as (integer) optimization problems (72, 94, 118), possibly considering competitive behaviors (119). For instance, recall the dynamic model in Equation 1.. Here, the optimal rebalancing strategy α_{ij} from node i to node j results from the LP

$$\begin{aligned} \min_{\alpha_{ij} \geq 0} & \sum_{i \in S} \sum_{j \in D} t_{ij} \alpha_{ij} \\ \text{s.t.} & \sum_{j \in D} \alpha_{ij} = -\lambda_i + \sum_{j \neq i} \lambda_j p_{ji} \quad \forall i \in S := \{i \in \{1, \dots, N\} : \lambda_i < \lambda_1 p_{1i} + \dots + \lambda_N p_{Ni}\} \\ & \sum_{i \in S} \alpha_{ij} = \lambda_j - \sum_{i \neq j} \lambda_i p_{ij} \quad \forall j \in D := \{1, \dots, N\} \setminus S. \end{aligned}$$

In most cases, real-time rebalancing is studied in a model predictive control (MPC) framework, sometimes combined with stochastic models for future demand, possibly enhanced by machine learning (120, 121). Also here, previous works exploited totally unimodularity to reduce ILPs to LPs (122).

Dispatching, routing, and rebalancing Most works focus on solving routing, dispatching, and rebalancing problems *together*, sometimes along with ride-sharing problems, as well as on incorporating specific operational constraints. For instance, in network flow models, we lose the identity of single AVs. Thus, the problems of dispatching, routing, and rebalancing AVs are implicitly solved when computing minimum cost flows, which are usually formulated as LPs and quadratic programs (QPs) for non-integer flows (72, 94, 122), and as ILPs and mixed integer linear programs (MILPs) for integer flows (120), possibly considering charging (123, 124) and parking routines (69).

In time-invariant settings, (56, 57) propose a QP for socially optimal dispatching, routing, and rebalancing, considering interactions with other modes of transportation (e.g., public transport). Among others, the authors outline the benefits of *cooperatively* operating AMoD systems and public transport in New York City (NYC) and Berlin. Similarly, (55, 92) and (125) solve the problems via LPs and convex optimization (CO), respectively. Interestingly, the time-invariant setting enables one to account for endogenous congestion effects. Exception made for (55), which proposes a real-time implementation based on ILP, these works are not meant to devise operational policies, but to enable planning studies.

In time-varying settings, the problems are often cast within a MPC framework: (94) formulates a QP and (69, 72, 122) a LP, sometimes accounting for parking. Similarly, (76, 123, 124) frame the problem as a MILP, considering charging of electric AVs. (101) proposes an LP, and (95) proposes a MPC framework based on Stackelberg games,

solved via LP. (126) adopts a distributionally robust approach with respect to uncertainty in future demand, solving the problem via CO, and (115) offers a learning-based solution, whereby neural networks are used, together with microscopic simulations of the transportation system, to learn optimal policies. All these approaches are meant for real-time implementation, possibly up to relaxations, heuristics, or suboptimality of the underlying optimization problems. Heuristic algorithms are proposed in (79). Finally, (127) decouples dispatching and rebalancing (neglecting routing) in two LPs, and links them through reinforcement learning (RL): once AVs are dispatched by solving the first LP, the optimal distribution of customer-free AVs is computed via reinforcement learning (based on graph neural networks) and realized by solving the second LP.

Other optimization-based approaches have been proposed for planning studies (128, 129), possibly in combination with the power grid (53, 54). In these studies, for instance, the authors show that for a case study of Orange County, CA, coordination between AVs and power grid eliminates 99% of overloads and 50% of voltage drops.

Dispatching, routing, and rebalancing with ride-sharing The authors of (73) frame dispatching, routing, rebalancing, and ride-sharing as network flow problems and formulate a MILP to optimize costs and times of operations, implemented in real-time in a receding horizon fashion relying on forecast for the demand. Instead, (130) relies on integer programming, and, to overcome the computational burden, on heuristics. (38, 110, 131) break down the problem in two instances. In (38), dispatching, routing, and ride-sharing are solved via an ILP, and rebalancing through a LP. Among others, the authors show that, without ride-sharing, 98% of the taxi rides in NYC currently served by over 13,000 taxis could be served with just 3,000 AVs, and that ride-sharing leads to substantial additional benefits (e.g., less travel distance). (132) extends (38) to assess benefits of including walking sections to maximize system performance. In (110, 131), dispatching, routing, and ride-sharing are solved via an ad hoc heuristic algorithm, and rebalancing via a MILP, whose solutions are computed approximately via Lagrange decomposition. (102, 103) entirely rely on ad hoc algorithms and (114) on reinforcement learning. Finally, (74) combines graph-theoretic and vehicle-centric models to formulate the problem as an ILP, including dynamic state of charge of the electric AVs and parking.

4.2. Existing tools for simulation

There are two types of simulation tools for AMoD systems: *custom-made* and *general transportation* simulators. While custom-made simulators include ad hoc software implementations to numerically analyze and control AMoD systems, they are typically not adaptable to novel scenarios, they do not generalize, and, in some cases, they are simplistic. General transportation simulators, instead, entail higher software complexity: they result from years of development and validation (144, 145, 146). Simulators can be further divided in three classes: microscopic, macroscopic, and mesoscopic. First, *microscopic* simulators model both AVs and traffic dynamics (147). They are common when modeling *microscopic* effects such as navigation of intersections or merging in freeways (146, 148, 149, 150). Second, *macroscopic* simulators are designed to analyze effects at a higher abstraction level (151). Here, transportation systems are generally abstracted as coarse-grained graphs, and agents are represented as flows. Finally, *mesoscopic* simulators operate at an intermediate abstraction level, omitting dynamics of individual AVs, but maintaining a faithful representation

Table 1: Review of methods for analysis and control of AMoD systems.

Problems				Model						Solution					Case Study	References		
Dispatching	Routing	Rebalancing	Ride-sharing	Operational	Network	T	D	C	Constraints	Algorithm								
					Invariant	Variant	Stochastic	Deterministic		Exogenous	Endogenous	Dispatching	Routing	Rebalancing	Ride-sharing	Upkeeping	Performance metrics	
✓	✓	✓	✓		V	F	✓	✓			ILP	LP	ILP	-	-	⊙, \$	NYC	(38, 132)
✓	✓	✓	✓		F	✓	✓	✓			ILP	ILP	-	-	-	⊙, \$	SFO	(73)
✓	✓	✓	✓		F	✓	✓	✓			OA	MILP	OA	-	-	⊙, \$	NYC	(110, 131)
✓	✓	✓	✓		F	✓	✓	✓			OA	-	-	-	-	⊙, km	AU	(102)
✓	✓	✓	✓		F	✓	✓	✓			ILP	-	-	-	-	⊙, km, ☆	MIT	(130)
✓	✓	✓	✓	Ⓢ	F	✓	✓	✓			ILP	-	-	ILP	-	⊙	NYC	(74)
✓	✓	✓	✓		C	✓	✓	✓			L	-	-	-	-	\$	CDU, W	(114)
✓	✓	✓	✓		V	✓	✓	✓			OA	-	-	-	-	⊙	SF	(103)
✓	✓	✓	✓		F	✓	✓	✓			MILP	-	-	MILP	-	⊙, \$	NYC, TO	(123, 124)
✓	✓	✓	✓		F	✓	✓	✓			LP	-	-	-	-	⊙, \$	NYC	(55)
✓	✓	✓	✓		Q	✓	✓	✓			QP	-	-	-	-	SW	NYC, BE	(56)
✓	✓	✓	✓		F	✓	✓	✓			QP	-	-	-	-	⊙, \$	SF	(94)
✓	✓	✓	✓		F	✓	✓	✓			LP	-	-	-	-	⊙, \$, ☆	NYC, HZ	(122)
✓	✓	✓	✓		F	✓	✓	✓			LP	-	-	-	-	⊙, \$	NYC	(72)
✓	✓	✓	✓		F	✓	✓	✓			LP	-	-	LP	-	⊙	AR	(128)
✓	✓	✓	✓		F	✓	✓	✓			LP	-	-	LP	-	SW, \$	DFW, OC	(53, 54)
✓	✓	✓	✓		F	✓	✓	✓			LP	-	-	-	-	⊙, \$	NYC	(101)
✓	✓	✓	✓		F	✓	✓	✓			OA	-	-	-	-	⊙, km	CHI	(79)
✓	✓	✓	✓		V	✓	✓	✓			MILP	-	-	-	-	\$, \$	HZ	(120)
✓	✓	✓	✓		F	✓	✓	✓			LP	-	-	LP	-	☆	SF	(69)
✓	✓	✓	✓		F	✓	✓	✓			CO	-	-	-	-	\$, \$	NYC	(126)
✓	✓	✓	✓		F	✓	✓	✓			LP	-	-	-	-	\$, \$	SG	(129)
✓	✓	✓	✓		F	✓	✓	✓			LP	-	-	-	-	SW	NYC	(92)
✓	✓	✓	✓		F	✓	✓	✓			CO	-	-	-	-	⊙	NYC	(125)
✓	✓	✓	✓		F	✓	✓	✓			QP	-	-	-	-	⊙, \$	NYC	(57)
✓	✓	✓	✓		F	✓	✓	✓			ILP	-	-	-	-	⊙, \$, km	SG	(95)
✓	✓	✓	✓		F	✓	✓	✓			MILP	-	-	MILP	-	☆	NB, CA	(76)
✓	✓	✓	✓		Q	✓	✓	✓			LP	-	-	-	-	⊙	NYC	(133)
✓	✓	✓	✓		V	✓	✓	✓			L	-	-	-	-	⊙, ☆	NYC	(115)
✓	✓	✓	✓		F	✓	✓	✓			LP	-	-	-	-	⊙, \$, ☆	NYC	(121)
✓	✓	✓	✓		V	✓	✓	✓			OA	-	-	-	-	⊙	AR	(84)
✓	✓	✓	✓		C	✓	✓	✓			QCILP	-	-	QCILP	-	⊙, km	CO	(75)
✓	✓	✓	✓		F	✓	✓	✓			L	-	-	-	-	⊙	LA	(134)
✓	✓	✓	✓		Q	✓	✓	✓			MILP	-	NLP	-	-	☆	NY, HZ	(93)
✓	✓	✓	✓		C	✓	✓	✓			OA	-	OA	-	-	⊙	SFO	(83)
✓	✓	✓	✓		F	✓	✓	✓			OA	-	OA	-	-	\$	NYC	(71)
✓	✓	✓	✓		F	✓	✓	✓			LP	-	L	-	-	\$	CDU, NYC	(127)
✓	✓	✓	✓		C	✓	✓	✓			OA	-	OA	-	-	⊙, km	CHI	(135)
✓	✓	✓	✓		V	✓	✓	✓			OA	-	-	OA	-	⊙	BE	(136, 137)
✓	✓	✓	✓		C	✓	✓	✓			LP	-	-	MILP	-	⊙, km, ☆	NYC	(138)
✓	✓	✓	✓		V	✓	✓	✓			OA	-	-	-	-	\$	AR	(139)
✓	✓	✓	✓		Q	✓	✓	✓			NLP	-	-	-	-	⊙	AR	(96)
✓	✓	✓	✓		V	✓	✓	✓			ILP	-	-	-	-	⊙	NYC	(77)
✓	✓	✓	✓		V	✓	✓	✓			OA	-	-	-	OA	⊙, \$	NYC	(104)
✓	✓	✓	✓		V	✓	✓	✓			-	L	-	-	L	km, ☆	CO	(105)
✓	✓	✓	✓		V	✓	✓	✓			-	L	-	-	-	⊙	AR	(116)
✓	✓	✓	✓		C	✓	✓	✓			-	-	-	-	-	☆	SG	(117)
✓	✓	✓	✓		F	✓	✓	✓			-	-	LP	-	-	⊙	AR	(35)
✓	✓	✓	✓		Q	✓	✓	✓			-	-	LP	-	-	☆	NYC	(82)
✓	✓	✓	✓		F	✓	✓	✓			-	-	MINLP	-	-	\$	SG	(70)
✓	✓	✓	✓		C	✓	✓	✓			-	-	OA	-	-	⊙, ☆	SFO	(86)
✓	✓	✓	✓		F	✓	✓	✓			-	-	LP	-	-	\$	AR	(118)
✓	✓	✓	✓		Q	✓	✓	✓			-	-	LP	-	-	\$	HZ	(140)
✓	✓	✓	✓		V	✓	✓	✓			-	-	NLP	-	NLP	⊙	HW, CDU	(68)
✓	✓	✓	✓		F	✓	✓	✓			-	-	ILP	-	-	⊙	NYC	(111)
✓	✓	✓	✓		F	✓	✓	✓			-	-	MINLP	-	-	☆	AR	(141)
✓	✓	✓	✓		F	✓	✓	✓			-	-	LP	-	-	⊙, ☆	SE	(142)
✓	✓	✓	✓		F	✓	✓	✓			-	-	LP	-	-	☆	SG	(143)
✓	✓	✓	✓		F	✓	✓	✓			-	-	-	OA	-	\$	AU	(43)

NYC: New York City
SFO: San Francisco
SE: Seattle
CHI: Chicago
LA: Los Angeles
NB: Newport Beach
OC: Orange County
AU: Austin
DFW: Dallas Fort Worth
SF: Sioux Falls
MIT: MIT campus
SG: Singapore
HZ: Hangzhou
CDU: Chengdu
W: Wuhan
TO: Tokyo
BE: Berlin
CO: Cologne
ZH: Zurich
SWI: Switzerland
AR: Artificial

of the network, demand, and fleet size (45, 56, 152, 153).

Authors identify three ways to validate algorithms: synthetic, hardware, and real-world case studies. Synthetic case studies rely on the generation of artificial networks and demands, and allow for quick prototyping and proof of concept (e.g., scalability). Conversely, hardware tests provide more practical observations, but are feasible only on small scales (82, 154, 155). For these reasons, most works present real-world case studies, usually constructed as follows. Road networks can be downloaded from OpenStreetMap (156), and schedules of public transportation systems are often publicly available as GTFS data (157). Hence, the availability of demand data drives the design of the case study, and, in particular, of the city³. In this sense, NYC has been a pioneer, releasing every year since 2009 taxi demand data via the *New York City Taxi & Limousine Commission*. The datasets include 697,622,444 trips (158). Thus, vast majority of the studies in Table 1 are based in NYC. More recently, other scenarios have been considered; e.g., SFO, SE, CHI, LA, NB, OC, AU, DFW, SF, MIT, SG, HZ, CDU, W, TO, BE, CO, ZH, SWI.

5. FUTURE RESEARCH AVENUES

We identify four main avenues for future research: modeling, co-design of AV-enabled transportation systems, interactions among stakeholders of the mobility ecosystem, and fairness, privacy, and trust.

5.1. Modeling

The need for more efficient analysis and control of AMoD systems calls for richer models in terms of demand, congestion, operational constraints, and ride-sharing.

5.1.1. Elastic demand. So far, researchers mostly considered inelastic demand. The study of elastic demand for AMoD systems is therefore a natural direction for future research. This is an interdisciplinary research area, touching upon topics such as incentives, customer preferences, and mode choice (51, 63, 99, 159, 160). Questions of interest include: how can AMoD systems attract new customers? What are effective tools for a mobility provider to steer mode choice? Are AMoD systems scalable to accommodate induced demand?

5.1.2. Congestion. As suggested by Table 1, most existing operational policies ignore endogenous congestion. While in the last years more research in this direction has been pursued (e.g., in the seminal work (161)), more questions need to be answered, mainly along two directions: (i) approaches to reduce congestion, including ride-sharing, demand staggering, and integration with other mobility systems (e.g., public transport and micromobility) and (ii) computationally efficient methods for more accurate congestion models (125).

5.1.3. Operational constraints. While considerable attention has been dedicated to fleet size and charging constraints, other important aspects have been ignored. We identify two main research gaps.

³We created a list of existing publicly available demand datasets for the simulation of AMoD systems; see <http://gioele.science/amod-demand-data>.

Autonomy-related limits First, high usage of AVs not only requires to schedule recharging/refueling sessions, but also to consider autonomy-related operational limits, such as energy consumption resulting from intense sensing and computing (autonomy is estimated to increase vehicle's energy consumption by 20% (162)), and (autonomous) calibration (58). Second, one needs to strategically locate (autonomous) calibration facilities and to efficiently schedule calibration sessions. Facilities could also be used for general AV maintenance and cleaning. Indeed, in an AV no driver can ensure that customers leave the vehicle clean and ready for the next customers.

Autonomy-enabling infrastructure In this article, we tacitly assumed that automating vehicles is the only feasible way for AMoD. Yet, this is just part of the story. An interesting rationale is the one of *autonomy-enabling* infrastructure, in which part of the autonomy pipeline of AVs is outsourced to the public infrastructure (e.g., online, cloud-based perception and mapping (59, 163)). Is it feasible? How much would it cost? Does it scale?

5.1.4. Ride-sharing. Various studies outlined potential benefits and challenges of ride-sharing (36, 37, 38, 164). While recent studies are a first step in the systematic assessment of ride-sharing (36), further work needs to be done: to what extent is ride-sharing beneficial? Is it reasonable only for certain urban realities (e.g., only for specific network topologies)?

5.2. Co-Design

The current design process for future mobility solutions lacks clear, specific requirements in terms of the service they will be providing (14). Indeed, knowledge about the service they will provide could drastically impact their design. For instance, knowing that an AV does not need to reach speeds higher than 30 mph (e.g., due to slow average speeds in cities) might significantly simplify its design and accelerate its deployment (39, 45). Furthermore, from the system-level perspective of transportation management, knowledge about the development of new mobility rationales has an impact on future infrastructure investments and provisions of service. Future mobility solutions need to be *co-designed* with the transportation system they enable. For the particular case of AMoD systems, this requires tools to study their design all the way from the autonomy of AVs to its effects on fleet control, and on the transportation system at large (46, 165). Existing approaches for such coupled problems typically have a fixed, problem-specific structure, and therefore do not allow one to rigorously design the transportation infrastructure in a *modular* and *compositional* fashion (45, 166, 167).

5.3. Interactions among stakeholders of the mobility ecosystem

The rise of private, profit-maximizing mobility providers leveraging public resources, such as ride-hailing companies and, in the near future, AMoD systems, entangles current regulation schemes: should mobility providers be taxed for usage of public resources? How many AVs should a city allow? These questions call for tools to reason about interactions among stakeholders of the mobility ecosystem, including municipalities, mobility providers, and customers. First, municipalities need to design regulatory policies tailored to new mobility options, such as limitations on fleet sizes, public transport prices, and taxes (51, 63, 64, 65, 168, 169). Second, different mobility providers will operate in the same environment, opening the field for competitive analyses (64, 65, 170). Third, new mobility rationales

will influence travel needs. Finally, coordination schemes for AMoD systems could relate to transportation of goods. Examples include delivery of packages (47) and shipping (171).

5.4. Fairness, privacy, and trust

Penetration of AMoD systems calls for considerations of fairness, privacy, and trust. First, fairness is an important aspect for centrally-controlled systems; e.g., the discrepancy among users' travel times can reach 100% in real-world transportation networks (172). Importantly, stakeholders need to find the right trade-off between fairness and efficiency of the transportation system, and study incentive mechanisms to steer mobility providers accordingly (173, 174). Furthermore, while customers' data can be used to improve the service quality of transportation systems, *privacy* and *trust* concerns might arise (175, 176, 177): privacy includes handling methodologies for data containing sensitive information and trust concerns appear as soon as mobility providers and regulation authorities have misaligned interests (176, 178).

6. CONCLUSIONS

In this review, we provided a full picture of the analysis and control of AMoD systems by (i) identifying relevant problem settings, (ii) giving an overview of mathematical models, and (iii) analyzing existing solution approaches, highlighting results, trends, and limitations. Finally, we armed the reader with insights on future research.

SUMMARY POINTS

- **Problems.** The literature on analysis and control of AMoD systems focuses on two classes of problems: operational policies (e.g., how to route AVs?) and strategic planning (e.g., where to place charging stations?).
- **Mathematical models.** Modeling AMoD systems requires models of the transportation network, AVs, demand, congestion, operational constraints, and interactions with existing infrastructure.
- **Solution approaches.** Researchers developed a wide variety of methods to solve problems related to AMoD systems, relying on mathematical optimization, custom algorithms, and machine learning. Performance metrics include costs, time, travel distance, demand satisfaction, social welfare, and fleet size.

FUTURE ISSUES

- **Models.** Effects such as elastic demand, endogenous congestion, operational constraints, and ride sharing require further investigation.
- **Co-Design.** Mobility solutions need to be co-designed with the system they enable.
- **Interactions.** We need tools to rigorously reason about interactions among stakeholders of the mobility ecosystem.
- **Fairness, privacy, and trust.** Deployment of AMoD raises concerns regarding fairness among customers as well as privacy and trust when handling private data.

DISCLOSURE STATEMENT

The authors are not aware of any affiliations, memberships, funding, or financial holdings that might be perceived as affecting the objectivity of this review.

ACKNOWLEDGMENTS

The authors' research is supported by the Swiss National Science Foundation under NCCR Automation, grant agreement 51NF40_180545, and National Science Foundation (NSF) CAREER Award CMMI1454737. Furthermore, the authors would like to thank Sonia Monti for graphics support, and Devansh Jalota for useful discussions.

LITERATURE CITED

1. United Nations, Department of Economic and Social Affairs. 2021. 68% of the world population projected to live in urban areas by 2050, says UN. Available at www.un.org/development. Accessed on June 20, 2021.
2. United Nations. 2021. Cities and pollution. Tech. rep., UN. Available at www.un.org/en/climatechange. Accessed on June 20, 2021.
3. Lasley P. 2019. Urban mobility report. Tech. rep.
4. Mitchell WJ, Borroni-Bird CE, Burns LD. 2010. *Reinventing the automobile: Personal urban mobility for the 21st century*. MIT press
5. Pavone M. 2015. Autonomous mobility-on-demand systems for future urban mobility. In *Autonomes Fahren*. Springer
6. The city of New York. 2021. OneNYC 2050 report. Tech. rep., NYC. Available at <http://onenyc.cityofnewyork.us/strategies>. Accessed on June 20, 2021.
7. Berger T, Chen C, Frey CB. 2018. Drivers of disruption? Estimating the Uber effect. *European Economic Review* 110:197–210
8. Rogers B. 2015. The social costs of Uber. *University of Chicago Law Review Dialogue Online* 82:85–102
9. AAA Foundation for Traffic Society. 2020. New american driving survey: Updated methodology and results from july 2019 to june 2020. Available at <https://aaafoundation.org/new-american-driving-survey-updated-methodology-and-results-from-july-2019-to-june-2020/>. Accessed on June 20, 2021.
10. Hancock PA, Nourbakhsh I, Stewart J. 2019. On the future of transportation in an era of automated and autonomous vehicles. *Proceedings of the National Academy of Sciences* 116(16):7684–7691
11. Becker H, Becker F, Abe R, Bekhor S, Belgiawan PF, et al. 2020. Impact of vehicle automation and electric propulsion on production costs for mobility services worldwide. *Transportation Research Part A: Policy and Practice* 138:105–126
12. Aptiv. 2020. 100,000 self-driving rides strong. Available at www.aptiv.com/en/insights/article/100000-Self-Driving-Rides-Strong. Accessed on June 20, 2021.
13. Schwall M, Daniel T, Victor T, Favaro F, Hohnhold H. 2020. Waymo public road safety performance data. *arXiv preprint arXiv:2011.00038*
14. Yigitcanlar T, Wilson M, Kamruzzaman M. 2019. Disruptive impacts of automated driving systems on the built environment and land use: An urban planner's perspective. *Journal of Open Innovation: Technology, Market, and Complexity* 5(2):24
15. Kim G, Ong YS, Heng CK, Tan PS, Zhang NA. 2015. City vehicle routing problem (city VRP): A review. *IEEE Transactions on Intelligent Transportation Systems* 16(4):1654–1666
16. Psaraftis HN, Wen M, Kontovas CA. 2016. Dynamic vehicle routing problems: Three decades and counting. *Networks* 67(1):3–31

17. Eksioglu B, Vural AV, Reisman A. 2009. The vehicle routing problem: A taxonomic review. *Computers & Industrial Engineering* 57(4):1472–1483
18. Bullo F, Frazzoli E, Pavone M, Savla K, Smith SL. 2011. Dynamic vehicle routing for robotic systems. *Proceedings of the IEEE* 99(9):1482–1504
19. Gendreau M, Potvin JY. 1998. Dynamic vehicle routing and dispatching. In *Fleet management and logistics*. Springer
20. Schiffer M, Schneider M, Walther G, Laporte G. 2019. Vehicle routing and location routing with intermediate stops: A review. *Transportation Science* 53(2):319–343
21. Zhao L, Malikopoulos A. 2020. Enhanced mobility with connectivity and automation: A review of shared autonomous vehicle systems. *IEEE Intelligent Transportation Systems Magazine* (early access)
22. Narayanan S, Chaniotakis E, Antoniou C. 2020. Shared autonomous vehicle services: A comprehensive review. *Transportation Research Part C: Emerging Technologies* 111:255–293
23. Hyland MF, Mahmassani HS. 2017. Taxonomy of shared autonomous vehicle fleet management problems to inform future transportation mobility. *Transportation Research Record* 2653(1):26–34
24. Mourad A, Puchinger J, Chu C. 2019. A survey of models and algorithms for optimizing shared mobility. *Transportation Research Part B: Methodological* 123:323–346
25. Golbabaei F, Yigitcanlar T, Bunker J. 2020. The role of shared autonomous vehicle systems in delivering smart urban mobility: A systematic review of the literature. *International Journal of Sustainable Transportation* :1–18
26. Markov I, Guglielmetti R, Laumanns M, Fernández-Antolín A, de Souza R. 2021. Simulation-based design and analysis of on-demand mobility services. *Transportation Research Part A: Policy and Practice* 149:170–205
27. Agatz N, Erera A, Savelsbergh M, Wang X. 2012. Optimization for dynamic ride-sharing: A review. *European Journal of Operational Research* 223(2):295–303
28. Motzkin T. 1956. *The assignment problem*. In *Proc. Symposia in Applied Mathematics*, vol. 6, pp. 109–125
29. Kuhn HW. 1955. The Hungarian method for the assignment problem. *Naval research logistics quarterly* 2(1-2):83–97
30. Bertsekas DP, Castañón DA. 1993. Parallel asynchronous Hungarian methods for the assignment problem. *ORSA Journal on Computing* 5(3):261–274
31. Peeta S, Ziliaskopoulos AK. 2001. Foundations of dynamic traffic assignment: The past, the present and the future. *Networks and spatial economics* 1(3):233–265
32. Toth P, Vigo D. 2014. *Vehicle routing: problems, methods, and applications*, vol. 18. SIAM
33. Berbeglia G, Cordeau JF, Laporte G. 2010. Dynamic pickup and delivery problems. *European Journal of Operational Research* 202(1):8–15
34. Laporte G. 2009. Fifty years of vehicle routing. *Transportation science* 43(4):408–416
35. Pavone M, Smith SL, Frazzoli E, Rus D. 2012. Robotic load balancing for mobility-on-demand systems. *The International Journal of Robotics Research* 31(7):839–854
36. Ruch C, Lu C, Sieber L, Frazzoli E. 2020. Quantifying the efficiency of ride sharing. *IEEE Transactions on Intelligent Transportation Systems* (early access)
37. Santi P, Resta G, Szell M, Sobolevsky S, Strogatz SH, Ratti C. 2014. Quantifying the benefits of vehicle pooling with shareability networks. *Proceedings of the National Academy of Sciences* 111(37):13290–13294
38. Alonso-Mora J, Samaranayake S, Wallar A, Frazzoli E, Rus D. 2017. On-demand high-capacity ride-sharing via dynamic trip-vehicle assignment. *Proceedings of the National Academy of Sciences* 114(3):462–467
39. Spieser K, Treleaven K, Zhang R, Frazzoli E, Morton D, Pavone M. 2014. Toward a systematic approach to the design and evaluation of automated mobility-on-demand systems: A case study in Singapore. In *Road vehicle automation*. Springer

40. Vazifeh MM, Santi P, Resta G, Strogatz SH, Ratti C. 2018. Addressing the minimum fleet problem in on-demand urban mobility. *Nature* 557(7706):534–538
41. Barrios JA, Godier JD. 2014. Fleet sizing for flexible carsharing systems: Simulation-based approach. *Transportation research record* 2416(1):1–9
42. Boesch PM, Ciari F, Axhausen KW. 2016. Autonomous vehicle fleet sizes required to serve different levels of demand. *Transportation Research Record* 2542(1):111–119
43. Fagnant DJ, Kockelman KM. 2018. Dynamic ride-sharing and fleet sizing for a system of shared autonomous vehicles in Austin, Texas. *Transportation* 45(1):143–158
44. Wallar A, Schwarting W, Alonso-Mora J, Rus D. 2019. *Optimizing multi-class fleet compositions for shared mobility-as-a-service*. In *2019 IEEE Intelligent Transportation Systems Conference (ITSC)*, pp. 2998–3005. IEEE
45. Zardini G, Lanzetti N, Censi A, Frazzoli E, Pavone M. 2020. Co-design to enable user-friendly tools to assess the impact of future mobility solutions. *arXiv preprint arXiv:2008.08975*
46. Zardini G, Milojevic D, Censi A, Frazzoli E. 2021. Co-design of embodied intelligence: A structured approach. *arXiv preprint arXiv:2011.10756*
47. Choudhury S, Solovey K, Kochenderfer MJ, Pavone M. 2021. Efficient large-scale multi-drone delivery using transit networks. *Journal of Artificial Intelligence Research* 70:757–788
48. Ruch C, Ehrler R, Hörl S, Balac M, Frazzoli E. 2021. Simulation-based assessment of parking constraints for automated mobility on demand: A case study of Zurich. *Vehicles* 3(2):272–286
49. Zhang W, Guhathakurta S. 2017. Parking spaces in the age of shared autonomous vehicles: How much parking will we need and where? *Transportation Research Record* 2651(1):80–91
50. Zhang H, Sheppard CJ, Lipman TE, Moura SJ. 2019. Joint fleet sizing and charging system planning for autonomous electric vehicles. *IEEE Transactions on Intelligent Transportation Systems* 21(11):4725–4738
51. Chen TD, Kockelman KM. 2016. Management of a shared autonomous electric vehicle fleet: Implications of pricing schemes. *Transportation Research Record* 2572(1):37–46
52. Chen TD, Kockelman KM, Hanna JP. 2016. Operations of a shared, autonomous, electric vehicle fleet: Implications of vehicle & charging infrastructure decisions. *Transportation Research Part A: Policy and Practice* 94:243–254
53. Rossi F, Iglesias R, Alizadeh M, Pavone M. 2019. On the interaction between autonomous mobility-on-demand systems and the power network: Models and coordination algorithms. *IEEE Transactions on Control of Network Systems* 7(1):384–397
54. Estandia A, Schiffer M, Rossi F, Luke J, Kara EC, et al. 2021. On the interaction between autonomous mobility on demand systems and power distribution networks—an optimal power flow approach. *IEEE Transactions on Control of Network Systems* (early access)
55. Rossi F, Zhang R, Hindy Y, Pavone M. 2018. Routing autonomous vehicles in congested transportation networks: Structural properties and coordination algorithms. *Autonomous Robots* 42(7):1427–1442
56. Salazar M, Lanzetti N, Rossi F, Schiffer M, Pavone M. 2019. Intermodal autonomous mobility-on-demand. *IEEE Transactions on Intelligent Transportation Systems* 21(9):3946–3960
57. Wollenstein-Betech S, Salazar M, Houshmand A, Pavone M, Paschalidis IC, Cassandras CG. 2021. Routing and rebalancing intermodal autonomous mobility-on-demand systems in mixed traffic. *IEEE Transactions on Intelligent Transportation Systems* (submitted)
58. Levinson J, Thrun S. 2013. *Automatic Online Calibration of Cameras and Lasers*. In *Robotics: Science and Systems*, vol. 2, pp. 7
59. Coutinho RW, Boukerche A. 2019. Guidelines for the design of vehicular cloud infrastructures for connected autonomous vehicles. *IEEE Wireless Communications* 26(4):6–11
60. Basu R, Araldo A, Akkinapally AP, Nahmias Biran BH, Basak K, et al. 2018. Automated mobility-on-demand vs. mass transit: a multi-modal activity-driven agent-based simulation approach. *Transportation Research Record* 2672(8):608–618
61. Wen J, Chen YX, Nassir N, Zhao J. 2018. Transit-oriented autonomous vehicle operation with

- integrated demand-supply interaction. *Transportation Research Part C: Emerging Technologies* 97:216–234
62. Alizadeh M, Wai HT, Chowdhury M, Goldsmith A, Scaglione A, Javidi T. 2016. Optimal pricing to manage electric vehicles in coupled power and transportation networks. *IEEE Transactions on Control of Network Systems* 4(4):863–875
 63. Turan B, Pedarsani R, Alizadeh M. 2020. Dynamic pricing and fleet management for electric autonomous mobility on demand systems. *Transportation Research Part C: Emerging Technologies* 121:102829
 64. Lanzetti N, Schiffer M, Ostrovsky M, Pavone M. 2021. On the interplay between self-driving cars and public transportation (preprint)
 65. Zardini G, Lanzetti N, Guerrini L, Frazzoli E, Dörfler F. 2021. *Game theory to study interactions between mobility stakeholders*. In *2021 IEEE 24th International Conference on Intelligent Transportation Systems (ITSC)*
 66. Neuberger H. 1971. Economics of heavily congested roads. *Transportation Research UK*
 67. Ford Jr LR. 1956. Network flow theory. Tech. rep., Rand Corporation Paper, Santa Monica, California
 68. Guo G, Xu T. 2020. Vehicle rebalancing with charging scheduling in one-way car-sharing systems. *IEEE Transactions on Intelligent Transportation Systems* (early access)
 69. Kang D, Levin MW. 2021. Maximum-stability dispatch policy for shared autonomous vehicles. *Transportation Research Part B: Methodological* 148:132–151
 70. Nair R, Miller-Hooks E. 2011. Fleet management for vehicle sharing operations. *Transportation Science* 45(4):524–540
 71. Duan L, Wei Y, Zhang J, Xia Y. 2020. Centralized and decentralized autonomous dispatching strategy for dynamic autonomous taxi operation in hybrid request mode. *Transportation Research Part C: Emerging Technologies* 111:397–420
 72. Zraggen J, Tsao M, Salazar M, Schiffer M, Pavone M. 2019. *A model predictive control scheme for intermodal autonomous mobility-on-demand*. In *2019 22nd IEEE Intelligent Transportation Systems Conference (ITSC)*, pp. 1953–1960
 73. Tsao M, Milojevic D, Ruch C, Salazar M, Frazzoli E, Pavone M. 2019. *Model predictive control of ride-sharing autonomous mobility-on-demand systems*. In *2019 International Conference on Robotics and Automation (ICRA)*, pp. 6665–6671
 74. Chu KF, Lam AY, Li VO. 2021. Joint rebalancing and vehicle-to-grid coordination for autonomous vehicle public transportation system. *IEEE Transactions on Intelligent Transportation Systems* (early access)
 75. James J, Lam AY. 2017. Autonomous vehicle logistic system: Joint routing and charging strategy. *IEEE Transactions on Intelligent Transportation Systems* 19(7):2175–2187
 76. Boewing F, Schiffer M, Salazar M, Pavone M. 2020. *A vehicle coordination and charge scheduling algorithm for electric autonomous mobility-on-demand systems*. In *2020 American Control Conference (ACC)*, pp. 248–255
 77. Hu L, Dong J. 2020. An artificial-neural-network-based model for real-time dispatching of electric autonomous taxis. *IEEE Transactions on Intelligent Transportation Systems* (early access)
 78. Jaillet P, Wagner MR. 2006. Online routing problems: Value of advanced information as improved competitive ratios. *Transportation Science* 40(2):200–210
 79. Hyland M, Mahmassani HS. 2018. Dynamic autonomous vehicle fleet operations: Optimization-based strategies to assign avts to immediate traveler demand requests. *Transportation Research Part C: Emerging Technologies* 92:278–297
 80. George DK. 2012. Stochastic modeling and decentralized control policies for large-scale vehicle sharing systems via closed queueing networks. Ph.D. thesis, The Ohio State University
 81. Zhang R. 2016. Models and large-scale coordination algorithms for autonomous mobility-on-demand. Ph.D. thesis, Stanford University

82. Zhang R, Pavone M. 2016. Control of robotic mobility-on-demand systems: A queueing-theoretical perspective. *The International Journal of Robotics Research* 35(1-3):186–203
83. Ruch C, Gächter J, Hakenberg J, Frazzoli E. 2020. The +1 method: Model-free adaptive repositioning policies for robotic multi-agent systems. *IEEE Transactions on Network Science and Engineering* 7(4):3171–3184
84. Treleven K, Pavone M, Frazzoli E. 2013. Asymptotically optimal algorithms for one-to-one pickup and delivery problems with applications to transportation systems. *IEEE Transactions on Automatic Control* 58(9):2261–2276
85. Levina E, Bickel P. 2001. *The earth mover’s distance is the mallows distance: Some insights from statistics*. In *2001 8th IEEE International Conference on Computer Vision (ICCV)*, vol. 2, pp. 251–256
86. Albert M, Ruch C, Frazzoli E. 2019. Imbalance in mobility-on-demand systems: A stochastic model and distributed control approach. *ACM Transactions on Spatial Algorithms and Systems (TSAS)* 5(2):1–22
87. Babonneau F, Vial JP. 2008. An efficient method to compute traffic assignment problems with elastic demands. *Transportation Science* 42(2):249–260
88. Dafermos SC, Sparrow FT. 1969. The traffic assignment problem for a general network. *Journal of Research of the National Bureau of Standards B* 73(2):91–118
89. Gartner NH. 1980. Optimal traffic assignment with elastic demands: A review part i. analysis framework. *Transportation Science* 14(2):174–191
90. Gartner NH. 1980. Optimal traffic assignment with elastic demands: A review part ii. algorithmic approaches. *Transportation Science* 14(2):192–208
91. United States Bureau of Public Roads. 1964. *Traffic assignment manual for application with a large, high speed computer*, vol. 2. US Department of Commerce, Bureau of Public Roads, Office of Planning, Urban
92. Salazar M, Tsao M, Aguiar I, Schiffer M, Pavone M. 2019. *A congestion-aware routing scheme for autonomous mobility-on-demand systems*. In *2019 18th European Control Conference (ECC)*, pp. 3040–3046
93. Zhang R, Rossi F, Pavone M. 2018. Analysis, control, and evaluation of mobility-on-demand systems: A queueing-theoretical approach. *IEEE Transactions on Control of Network Systems* 6(1):115–126
94. Carron A, Seccamonte F, Ruch C, Frazzoli E, Zeilinger MN. 2021. Scalable model predictive control for autonomous mobility-on-demand systems. *IEEE Transactions on Control Systems Technology* 29(2):635–644
95. Yang K, Tsao MW, Xu X, Pavone M. 2020. Planning and operations of mixed fleets in mobility-on-demand systems. *arXiv preprint arXiv:2008.08131*
96. Belakaria S, Ammous M, Smith L, Sorour S, Abdel-Rahim A. 2019. Multi-class management with sub-class service for autonomous electric mobility on-demand systems. *IEEE Transactions on Vehicular Technology* 68(7):7155–7159
97. Tucker N, Turan B, Alizadeh M. 2019. *Online charge scheduling for electric vehicles in autonomous mobility on demand fleets*. In *2019 IEEE Intelligent Transportation Systems Conference (ITSC)*, pp. 226–231. IEEE
98. Cenedese C, Fabiani F, Cucuzzella M, Scherpen JM, Cao M, Grammatico S. 2019. *Charging plug-in electric vehicles as a mixed-integer aggregative game*. In *2019 IEEE 58th Conference on Decision and Control (CDC)*, pp. 4904–4909. IEEE
99. Fagnant DJ, Kockelman K. 2015. Preparing a nation for autonomous vehicles: opportunities, barriers and policy recommendations. *Transportation Research Part A: Policy and Practice* 77:167–181
100. Sieber L, Ruch C, Hörl S, Axhausen KW, Frazzoli E. 2020. Improved public transportation in rural areas with self-driving cars: A study on the operation of Swiss train lines. *Transportation research part A: Policy and Practice* 134:35–51

101. Ma J, Li X, Zhou F, Hao W. 2017. Designing optimal autonomous vehicle sharing and reservation systems: A linear programming approach. *Transportation Research Part C: Emerging Technologies* 84:124–141
102. Levin MW, Kockelman KM, Boyles SD, Li T. 2017. A general framework for modeling shared autonomous vehicles with dynamic network-loading and dynamic ride-sharing application. *Computers, Environment and Urban Systems* 64:373–383
103. Liu Z, Miwa T, Zeng W, Bell MG, Morikawa T. 2019. Dynamic shared autonomous taxi system considering on-time arrival reliability. *Transportation Research Part C: Emerging Technologies* 103:281–297
104. Li L, Pantelidis T, Chow JY, Jabari SE. 2021. A real-time dispatching strategy for shared automated electric vehicles with performance guarantees. *Transportation Research Part E: Logistics and Transportation Review* 152:102392
105. James J, Yu W, Gu J. 2019. Online vehicle routing with neural combinatorial optimization and deep reinforcement learning. *IEEE Transactions on Intelligent Transportation Systems* 20(10):3806–3817
106. Cordeau JF, Laporte G, Potvin JY, Savelsbergh MW. 2007. Transportation on demand. *Handbooks in Operations Research and Management Science* 14:429–466
107. Dell’Amico M, Hadjicostantinou E, Iori M, Novellani S. 2014. The bike sharing rebalancing problem: Mathematical formulations and benchmark instances. *Omega* 45:7–19
108. Montané FAT, Galvao RD. 2006. A tabu search algorithm for the vehicle routing problem with simultaneous pick-up and delivery service. *Computers & Operations Research* 33(3):595–619
109. Smith SL. 2009. Task allocation and vehicle routing in dynamic environments. Ph.D. thesis, University of California, Santa Barbara
110. Sayarshad HR, Chow JY. 2017. Non-myopic relocation of idle mobility-on-demand vehicles as a dynamic location-allocation-queueing problem. *Transportation Research Part E: Logistics and Transportation Review* 106:60–77
111. Wallar A, Van Der Zee M, Alonso-Mora J, Rus D. 2018. *Vehicle rebalancing for mobility-on-demand systems with ride-sharing*. In *2018 IEEE/RSJ International Conference on Intelligent Robots and Systems (IROS)*, pp. 4539–4546
112. Pavone M, Bisnik N, Frazzoli E, Isler V. 2009. A stochastic and dynamic vehicle routing problem with time windows and customer impatience. *Mobile Networks and Applications* 14(3):350–364
113. Pavone M. 2010. Dynamic vehicle routing for robotic networks. Ph.D. thesis, Massachusetts Institute of Technology
114. Lin K, Zhao R, Xu Z, Zhou J. 2018. *Efficient large-scale fleet management via multi-agent deep reinforcement learning*. In *24th ACM SIGKDD International Conference on Knowledge Discovery & Data Mining*, pp. 1774–1783
115. Guériaux M, Cugurullo F, Acheampong RA, Dusparic I. 2020. Shared autonomous mobility on demand: A learning-based approach and its performance in the presence of traffic congestion. *IEEE Intelligent Transportation Systems Magazine* 12(4):208–218
116. Mao C, Shen Z. 2018. A reinforcement learning framework for the adaptive routing problem in stochastic time-dependent network. *Transportation Research Part C: Emerging Technologies* 93:179–197
117. Han M, Senellart P, Bressan S, Wu H. 2016. *Routing an autonomous taxi with reinforcement learning*. In *25th ACM International Conference on Information and Knowledge Management*, pp. 2421–2424
118. Smith SL, Pavone M, Schwager M, Frazzoli E, Rus D. 2013. *Rebalancing the rebalancers: Optimally routing vehicles and drivers in mobility-on-demand systems*. In *2013 American Control Conference*, pp. 2362–2367
119. Martin L. 2020. Rebalancing in shared mobility systems. Ph.D. thesis, Technische Universität München

120. Iglesias R, Rossi F, Wang K, Hallac D, Leskovec J, Pavone M. 2018. *Data-driven model predictive control of autonomous mobility-on-demand systems*. In *2018 IEEE International Conference on Robotics and Automation (ICRA)*, pp. 6019–6025
121. Dandl F, Hyland M, Bogenberger K, Mahmassani HS. 2019. Evaluating the impact of spatio-temporal demand forecast aggregation on the operational performance of shared autonomous mobility fleets. *Transportation* 46(6):1975–1996
122. Tsao M, Iglesias R, Pavone M. 2018. *Stochastic model predictive control for autonomous mobility on demand*. In *2018 21st IEEE International Conference on Intelligent Transportation Systems (ITSC)*, pp. 3941–3948
123. Zhang R, Rossi F, Pavone M. 2016. *Model predictive control of autonomous mobility-on-demand systems*. In *2016 IEEE International Conference on Robotics and Automation (ICRA)*, pp. 1382–1389
124. Iacobucci R, McLellan B, Tezuka T. 2019. Optimization of shared autonomous electric vehicles operations with charge scheduling and vehicle-to-grid. *Transportation Research Part C: Emerging Technologies* 100:34–52
125. Solovey K, Salazar M, Pavone M. 2019. *Scalable and congestion-aware routing for autonomous mobility-on-demand via Frank-Wolfe optimization*. In *Robotics: Science and Systems*
126. Miao F, Han S, Hendawi AM, Khalefa ME, Stankovic JA, Pappas GJ. 2017. *Data-driven distributionally robust vehicle balancing using dynamic region partitions*. In *8th International Conference on Cyber-Physical Systems*, pp. 261–271
127. Gammelli D, Yang K, Harrison J, Rodrigues F, Pereira FC, Pavone M. 2021. Graph neural network reinforcement learning for autonomous mobility-on-demand systems. *arXiv preprint arXiv:2104.11434*
128. Levin MW. 2017. Congestion-aware system optimal route choice for shared autonomous vehicles. *Transportation Research Part C: Emerging Technologies* 82:229–247
129. Spieser K, Samaranyake S, Frazzoli E. 2016. *Vehicle routing for shared-mobility systems with time-varying demand*. In *2016 American Control Conference (ACC)*, pp. 796–802
130. Miller J, How JP. 2017. *Predictive positioning and quality of service ridesharing for campus mobility on demand systems*. In *2017 IEEE International Conference on Robotics and Automation (ICRA)*, pp. 1402–1408
131. Ma TY, Rasulkhani S, Chow JY, Klein S. 2019. A dynamic ridesharing dispatch and idle vehicle repositioning strategy with integrated transit transfers. *Transportation Research Part E: Logistics and Transportation Review* 128:417–442
132. Fielbaum A, Bai X, Alonso-Mora J. 2021. On-demand ridesharing with optimized pick-up and drop-off walking locations. *Transportation Research Part C: Emerging Technologies* 126:103061
133. Iglesias R, Rossi F, Zhang R, Pavone M. 2019. A BCMP network approach to modeling and controlling autonomous mobility-on-demand systems. *The International Journal of Robotics Research* 38(2-3):357–374
134. Lazar DA, Biyik E, Sadigh D, Pedarsani R. 2019. Learning how to dynamically route autonomous vehicles on shared roads. *arXiv preprint arXiv:1909.03664*
135. Gaechter J, Zanardi A, Ruch C, Frazzoli E, Pavone M. 2021. *Image Representation of a City and its Taxi Fleet for End-to-End Learning of Rebalancing Policies*. In *2021 International Conference on Robotics and Automation (ICRA)*
136. Bischoff J, Maciejewski M. 2016. Simulation of city-wide replacement of private cars with autonomous taxis in Berlin. *Procedia Computer Science* 83:237–244
137. Maciejewski M, Bischoff J, Nagel K. 2016. An assignment-based approach to efficient real-time city-scale taxi dispatching. *IEEE Intelligent Systems* 31(1):68–77
138. Chen X, Miao F, Pappas GJ, Preciado V. 2017. *Hierarchical data-driven vehicle dispatch and ride-sharing*. In *2017 IEEE 56th Annual Conference on Decision and Control (CDC)*, pp. 4458–4463

139. Li M, Zheng N, Wu X, Huo X. 2019. *An efficient matching method for dispatching autonomous vehicles*. In *2019 22nd IEEE Intelligent Transportation Systems Conference (ITSC)*, pp. 3013–3018
140. Braverman A, Dai JG, Liu X, Ying L. 2019. Empty-car routing in ridesharing systems. *Operations Research* 67(5):1437–1452
141. Wen J, Zhao J, Jaillet P. 2017. *Rebalancing shared mobility-on-demand systems: A reinforcement learning approach*. In *2017 IEEE 20th International Conference on Intelligent Transportation Systems (ITSC)*, pp. 220–225
142. Spieser K, Samaranayake S, Gruel W, Frazzoli E. 2016. *Shared-vehicle mobility-on-demand systems: A fleet operator’s guide to rebalancing empty vehicles*. In *Transportation Research Board 95th Annual Meeting*, no. 16-5987. Transportation Research Board
143. Marczuk KA, Soh HS, Azevedo CM, Lee DH, Frazzoli E. 2016. *Simulation framework for rebalancing of autonomous mobility on demand systems*. In *MATEC Web of Conferences*, vol. 81, pp. 01005
144. Horni A, Nagel K, Axhausen KW. 2016. *The multi-agent transport simulation MATSim*. Ubiquity Press
145. Adnan M, Pereira FC, Azevedo CML, Basak K, Lovric M, et al. 2016. *Simmobility: A multi-scale integrated agent-based simulation platform*. In *95th Annual Meeting of the Transportation Research Board Forthcoming in Transportation Research Record*
146. Krajzewicz D, Hertkorn G, Rössel C, Wagner P. 2002. *SUMO (Simulation of Urban MObility)-an open-source traffic simulation*. In *4th Middle East Symposium on Simulation and Modelling (MESM2002)*, pp. 183–187
147. Keimer A, Bayen A. 2020. Routing on traffic networks incorporating past memory up to real-time information on the network state. *Annual Review of Control, Robotics, and Autonomous Systems* 3:151–172
148. Azevedo CL, Marczuk K, Raveau S, Soh H, Adnan M, et al. 2016. Microsimulation of demand and supply of autonomous mobility on demand. *Transportation Research Record* 2564(1):21–30
149. Auld J, Hope M, Ley H, Sokolov V, Xu B, Zhang K. 2016. Polaris: Agent-based modeling framework development and implementation for integrated travel demand and network and operations simulations. *Transportation Research Part C: Emerging Technologies* 64:101–116
150. Jäger B, Brickwedde C, Lienkamp M. 2018. Multi-agent simulation of a demand-responsive transit system operated by autonomous vehicles. *Transportation Research Record* 2672(8):764–774
151. Payne HJ. 1979. Freflo: A macroscopic simulation model of freeway traffic. *Transportation Research Record* (722)
152. Ruch C, Hörl S, Frazzoli E. 2018. *AMoDeus, a simulation-based testbed for autonomous mobility-on-demand systems*. In *2018 21st IEEE International Conference on Intelligent Transportation Systems (ITSC)*, pp. 3639–3644
153. Hörl S. 2017. Agent-based simulation of autonomous taxi services with dynamic demand responses. *Procedia Computer Science* 109:899–904
154. Miller JJJ. 2017. Demand estimation and fleet management for autonomous mobility on demand systems. Ph.D. thesis, Massachusetts Institute of Technology
155. Paull L, Tani J, Ahn H, Alonso-Mora J, Carlone L, et al. 2017. *Duckietown: an open, inexpensive and flexible platform for autonomy education and research*. In *2017 IEEE International Conference on Robotics and Automation (ICRA)*, pp. 1497–1504
156. Haklay M, Weber P. 2008. Openstreetmap: User-generated street maps. *IEEE Pervasive computing* 7(4):12–18
157. McHugh B. 2013. Pioneering open data standards: The GTFS story. *Beyond transparency: open data and the future of civic innovation* :125–136
158. Donovan B, Work D. 2014. New york city taxi data (2010-2013). *Dataset*, [http://dx. doi.](http://dx.doi.org/)

- org/10.13012/J8PN93H8
159. Matyas MB. 2020. Investigating individual preferences for new mobility services: the case of “mobility as a service” products. Ph.D. thesis, University College London (UCL)
 160. Kamel J, Vosooghi R, Puchinger J, Ksontini F, Sirin G. 2019. Exploring the impact of user preferences on shared autonomous vehicle modal split: A multi-agent simulation approach. *Transportation Research Procedia* 37:115–122
 161. Rossi F. 2018. On the interaction between autonomous mobility-on-demand systems and the built environment: Models and large scale coordination algorithms. Ph.D. thesis, Stanford University
 162. Gawron JH, Keoleian GA, De Kleine RD, Wallington TJ, Kim HC. 2018. Life cycle assessment of connected and automated vehicles: Sensing and computing subsystem and vehicle level effects. *Environmental science & technology* 52(5):3249–3256
 163. Kim SW, Liu W, Ang MH, Frazzoli E, Rus D. 2015. The impact of cooperative perception on decision making and planning of autonomous vehicles. *IEEE Intelligent Transportation Systems Magazine* 7(3):39–50
 164. Beojone CV, Geroliminis N. 2021. On the inefficiency of ride-sourcing services towards urban congestion. *Transportation Research Part C: Emerging Technologies* 124:102890
 165. Zardini G, Censi A, Frazzoli E. 2021. *Co-Design of Autonomous Systems: From Hardware Selection to Control Synthesis*. In *2021 20th European Control Conference (ECC)*
 166. Zardini G, Lanzetti N, Salazar M, Censi A, Frazzoli E, Pavone M. 2020. *On the Co-Design of AV-Enabled Mobility Systems*. In *2020 IEEE 23rd International Conference on Intelligent Transportation Systems (ITSC)*
 167. Censi A. 2017. Uncertainty in monotone codesign problems. *IEEE Robotics and Automation Letters* 2(3):1556–1563
 168. Ostrovsky M, Schwarz M. 2019. *Carpooling and the economics of self-driving cars*. In *2019 ACM Conference on Economics and Computation*, pp. 581–582
 169. Paccagnan D, Gairing M. 2021. In congestion games, taxes achieve optimal approximation. *arXiv preprint arXiv:2105.07480*
 170. Dandl F, Bogenberger K, Mahmassani HS. 2019. *Autonomous mobility-on-demand real-time gaming framework*. In *2019 6th International Conference on Models and Technologies for Intelligent Transportation Systems (MT-ITS)*, pp. 1–10. IEEE
 171. Psaraftis HN, Kontovas CA. 2010. Balancing the economic and environmental performance of maritime transportation. *Transportation Research Part D: Transport and Environment* 15(8):458–462
 172. Yan A, Howe B. 2020. Fairness in practice: A survey on equity in urban mobility. *A Quarterly Bulletin of the Computer Society of the IEEE Technical Committee on Data Engineering* 42(3)
 173. Jalota D, Solovey K, Zoepf S, Pavone M. 2021. Balancing fairness and efficiency in traffic routing via interpolated traffic assignment. *arXiv preprint arXiv:2104.00098*
 174. Angelelli E, Morandi V, Speranza MG. 2020. Minimizing the total travel time with limited unfairness in traffic networks. *Computers & Operations Research* 123:105016
 175. He BY, Chow JY. 2019. Optimal privacy control for transport network data sharing. *Transportation Research Procedia* 38:792–811
 176. Isaac M. 2017. How Uber deceives the authorities worldwide. *The New York Times*
 177. Li Y, Ouyang K, Li N, Rahmani R, Yang H, Pei Y. 2020. A blockchain-assisted intelligent transportation system promoting data services with privacy protection. *Sensors* 20(9):2483
 178. Tsao M, Yang K, Zoepf S, Pavone M. 2021. Trust but verify: Cryptographic data privacy for mobility management. *arXiv preprint arXiv:2104.07768*