

Artificial event horizons in Weyl semimetal heterostructures and their non-equilibrium signatures

C. De Beule^{1*}, S. Groenendijk¹, T. Meng², and T. L. Schmidt¹

¹ Department of Physics and Materials Science,
University of Luxembourg, L-1511 Luxembourg, Luxembourg

² Institute for Theoretical Physics and Würzburg-Dresden Cluster of Excellence ct.qmat,
Technische Universität Dresden, 01069 Dresden, Germany

* christophe.debeule@uni.lu

October 21, 2021

Abstract

We investigate transport in type-I/type-II Weyl semimetal heterostructures that realize effective black- or white-hole event horizons. We provide an exact solution to the scattering problem at normal incidence and low energies, both for a sharp and a slowly-varying Weyl cone tilt profile. In the latter case, we find two channels with transmission amplitudes analogue to those of Hawking radiation. Whereas the Hawking-like signatures of these two channels cancel in equilibrium, we demonstrate that one can favor the contribution of either channel using a non-equilibrium state, either by irradiating the type-II region or by coupling it to a magnetic lead. This in turn gives rise to a peak in the two-terminal differential conductance which can serve as an experimental indicator of the artificial event horizon.

Contents

1	Introduction	2
2	Model	5
3	Scattering at an effective horizon	7
3.1	Slowly-varying tilt profile	7
3.1.1	WKB solution	7
3.1.2	Solution near linear horizon	9
3.1.3	Connection formulas and S matrix	10
3.2	Sharp tilt profile	12
4	Hawking effect out of equilibrium	14
4.1	Irradiation by circularly-polarized light	15
4.2	Coupling to magnetic leads	17
4.3	Differential conductance	18

5 Conclusion	20
A Lattice model	21
B Scattering matrix for sharp horizon	22
References	23

1 Introduction

Hawking radiation is the phenomenon whereby black holes slowly evaporate by emitting thermal radiation due to quantum fluctuations near the event horizon [1, 2]. It is one of the most exotic predictions of quantum field theory in a curved spacetime but its experimental verification remains elusive. Indeed, the corresponding Hawking temperature is inversely proportional to the mass of the black hole such that the effect is largely masked by the cosmic microwave background for average-sized black holes. However, analogs of Hawking radiation arise in other physical systems that are more amenable to experimental verification, featuring artificial event horizons analogous to their gravitational counterpart [3]. This field was pioneered by Unruh who proposed such an analog at the interface between subsonic and supersonic flow in a hydrodynamic system [4]. In condensed-matter physics, similar black-hole analogs have been proposed in Bose-Einstein condensates [5], optical systems [6], borophene [7], and recently in Weyl semimetals [8–13]. In this work, we study electronic analogs of stimulated Hawking emission in heterostructures of type-I and type-II Weyl semimetals as shown in Fig. 1(a). To the best of our knowledge, our manuscript provides the first explicit calculation of physical observables in Weyl semimetal black hole analogues, and does so using a minimal model that captures all salient features of Weyl semimetals.

Weyl semimetals are materials that host quasiparticles near generic crossings of the energy bands whose low-energy physics is captured by a Weyl Hamiltonian [14],

$$\mathcal{H}_W = \hbar V k_z \sigma_0 + \chi \hbar v \mathbf{k} \cdot \boldsymbol{\sigma}, \quad (1)$$

where $\mathbf{k} = (k_x, k_y, k_z)$ measures the momentum away from the Weyl node which we have placed at zero energy, and $(\sigma_0, \boldsymbol{\sigma})$ are the identity and Pauli matrices. Such Weyl nodes carry a net Berry flux or chirality $\chi = \pm$ and necessarily come in pairs as the total Berry flux in the Brillouin zone vanishes. Moreover, the first term in Eq. (1) tilts the Weyl cone and breaks the Lorentz covariance of flat spacetime. In the solid-state system, however, there is no such restriction and this term is generally present [15]. Depending on the tilt, one distinguishes two types of Weyl semimetals based on the Fermi surface topology, as illustrated in Fig. 1(b). When $V^2 < v^2$, the zero-energy Fermi surface is a point (type-I). At the critical tilt $V^2 = v^2$, there is a Lifshitz transition and the system is a nodal line semimetal. For $V^2 > v^2$, the nodal line evolves into an electron and hole pocket that touch at the Weyl node (type-II), and which is shown in Fig. 1(b) and (c) [15, 16].

Heuristically, one can understand the analogy between quasiparticles in a tilted Weyl semimetal and a free Weyl fermion in a curved spacetime as follows. Consider an eigenstate

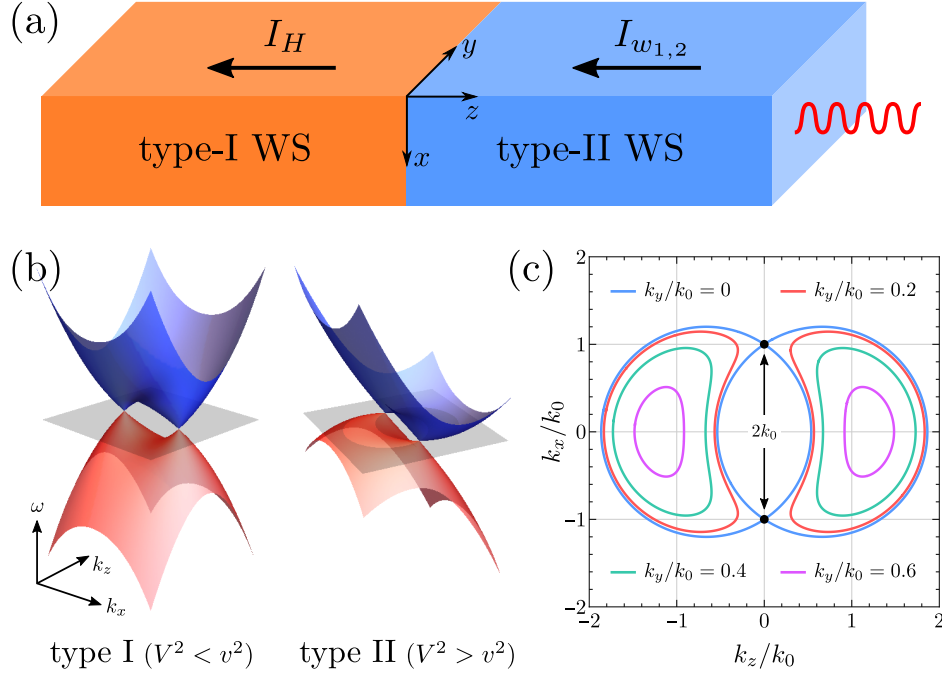


Figure 1: (a) Weyl semimetal (WS) heterostructure where the type-II region is irradiated, which gives rise to a Hawking current between the type-II and type-I region. (b) Energy dispersion for $k_y = 0$. (c) Zero-energy Fermi surface in the type-II phase for $V/v = 1.2$ where the Weyl nodes are shown as black dots.

of \mathcal{H}_W in the presence of translation symmetry. Its coordinate dependence is given by a plane wave, $\exp(-ik_\mu x^\mu)$ where $x^\mu = (vt, \mathbf{x})$ and $k_\mu = (\omega/v, -\mathbf{k})$. The corresponding dispersion relation can be written as $g^{\mu\nu} k_\mu k_\nu = 0$, where

$$g_{\mu\nu} = \begin{pmatrix} (V/v)^2 - 1 & 0 & 0 & -V/v \\ 0 & 1 & 0 & 0 \\ 0 & 0 & 1 & 0 \\ -V/v & 0 & 0 & 1 \end{pmatrix}, \quad (2)$$

with inverse $g^{\mu\nu}$ and which is known as the acoustic metric [4]. We can thus interpret the tilted Weyl cone as a free Weyl fermion in an effective curved spacetime with line element [8]

$$ds^2 = g_{\mu\nu} dx^\mu dx^\nu = -v^2 dt^2 + (dz - V dt)^2 + dx^2 + dy^2, \quad (3)$$

and whose null trajectories in the z direction ($dx = dy = 0$) are given by

$$\frac{dz}{dt} = V(z) \pm v. \quad (4)$$

Here, we now consider a tilt profile $V = V(z)$ and we refer to the \pm branch as the co- and counterpropagating branch, respectively. Note that one obtains the same equations from the semiclassical equations of motion [17]

$$\dot{\mathbf{r}} = \frac{1}{\hbar} \frac{\partial E_\pm}{\partial \mathbf{k}} - \chi \dot{\mathbf{k}} \times \mathcal{B}, \quad \dot{\mathbf{k}} = -\frac{dV}{dz} k_z \mathbf{e}_z, \quad (5)$$

in the absence of external electromagnetic fields and where $\mathcal{B}(\mathbf{k}) = \mathbf{k}/2k^3$ is the Berry flux and $E_{\pm}(\mathbf{k}) = \hbar V k_z \pm \hbar v |\mathbf{k}|$. One can check that at normal incidence ($k_x = k_y = 0$) the first equation of motion yields Eq. (4).

Now consider the case where $V(z)$ is monotonic and $V(0) = v$, which corresponds to an interface at $z = 0$ between a type-I and type-II Weyl semimetal. If the tilt varies linearly near the interface, we can write $V/v = 1 + \alpha z$ close to the origin where we take $\alpha > 0$ for concreteness. Near the interface, the copropagating trajectories are then given by

$$z(t) = \left(z_0 + \frac{2}{\alpha} \right) e^{\alpha vt} - \frac{2}{\alpha} \simeq z_0 + 2vt, \quad (6)$$

with initial condition $z(0) = z_0$ and which cross the origin at $t^* \simeq -z_0/2v$ with $k_z(t^*) = \omega/2v$. For the counterpropagating branch, on the other hand, we have

$$z(t) = z_0 e^{\alpha vt}, \quad (7)$$

and $k_z(z) = \omega/\alpha v z$. Hence, we obtain two disjoint sets of trajectories depending on the initial condition with either $z_0 > 0$ or $z_0 < 0$. In the infinite past, these trajectories converge towards the origin but never cross it, while simultaneously $k_z \rightarrow \pm\infty$. Semiclassically, the horizon corresponds to a turning point where the group velocity of counterpropagating modes vanishes. The interface between type-I and type-II Weyl semimetals can thus be regarded as an artificial event horizon, where the type-I and type-II regions correspond to a flat spacetime and a black hole ($V > v$) or white hole ($V < -v$) spacetime, respectively.

In this work, we use a minimal model for a Weyl semimetal where the interface between the type-I and type-II region is described by a tilt profile $V(z)$. We consider both the case of a sharp and slowly-varying tilt profile relative to the Fermi wavelength. In both cases, we obtain low-energy expressions for the scattering matrix and the tunneling rates of the counterpropagating modes at normal incidence. In particular, for the slowly-varying tilt profile with a linear horizon, counterpropagating particles tunnel through the effective horizon from inside the black hole region via two channels with probability

$$T_{1,2} = \frac{1}{1 + e^{\pm 2\pi\omega/\hbar V'(0)}}, \quad (8)$$

where $cV'(0)$ is the effective gravitational field strength at the horizon with c the speed of light [1]. In equilibrium, both channels contribute equally and the total transmission $T_1 + T_2 = 1$, such that there is no net analogue of Hawking radiation [8]. We therefore propose a means of creating a stationary non-equilibrium distribution by irradiating the type-II region with polarized light or by injecting a spin-polarized current from a magnetic lead. Both cases favor the occupation of one of the two channels, yielding a net non-equilibrium Hawking effect. Summing over all transverse channels, we then find that the differential conductance is asymmetric about the energy of the Weyl node and features a peak whose position and height is characterized by the slope of the tilt profile at the horizon.

This paper is organized as follows: In Sec. 2, we introduce the continuum model for the Weyl semimetal heterostructure and in Sec. 3 we solve the scattering problem at normal incidence for the case of a sharp or slowly-varying tilt profile. In the former case, we employ standard scattering theory where the horizon only enters through the boundary conditions, while in the latter we use the WKB approximation in combination with an approximate solution that is valid close to a linear horizon. In Sec. 4, we discuss how to obtain a net

Hawking effect out of equilibrium. We demonstrate how to favor the occupation of one of the two counterpropagating modes that tunnel across the horizon, and we calculate the differential conductance. Finally, we present our conclusions in Sec. 5.

2 Model

We start from a minimal model for a tilted Weyl semimetal with two isotropic Weyl cones that are cotilted normal to the axis along which the nodes lie [18]. The Hamiltonian is given by $\hat{H} = \sum_{\mathbf{k}} \hat{c}_{\mathbf{k}}^\dagger \mathcal{H}(\mathbf{k}) \hat{c}_{\mathbf{k}}$ with $\hat{c}_{\mathbf{k}} = (\hat{c}_{1\mathbf{k}}, \hat{c}_{2\mathbf{k}})^T$ and

$$\mathcal{H}(\mathbf{k}) = \hbar V k_z \sigma_0 + \frac{\hbar v}{2k_0} (|\mathbf{k}|^2 - k_0^2) \sigma_x + \hbar v (k_y \sigma_y + k_z \sigma_z), \quad (9)$$

with $\mathbf{k} = (k_x, k_y, k_z)$, σ_0 the identity, and $(\sigma_x, \sigma_y, \sigma_z)$ the Pauli matrices. The Weyl nodes are located at momenta $\pm k_0 \mathbf{e}_x$ with chirality \pm where $v > 0$ gives the slope of the Weyl cones. The tilt V is applied along the z axis and given by the first term of Eq. (9). In general, our model only has a mirror symmetry about the yz plane: $\mathcal{H}(-k_x, k_y, k_z) = \mathcal{H}(k_x, k_y, k_z)$ and a chiral symmetry given by $\sigma_z \mathcal{H}(k_x, k_y, -k_z) \sigma_z = -\mathcal{H}(k_x, k_y, k_z)$. In the absence of tilt ($V = 0$), it also has inversion symmetry $\sigma_x \mathcal{H}(-\mathbf{k}) \sigma_x = \mathcal{H}(\mathbf{k})$ as well as continuous rotation symmetry about the x axis $e^{i\theta \sigma_x / 2} \mathcal{H}(R_\theta \mathbf{k}) e^{-i\theta \sigma_x / 2} = \mathcal{H}(\mathbf{k})$.

For $|V/v| < 1$, this model gives a type-I Weyl semimetal with a point Fermi surface at the Weyl nodes, while for $|V/v| > 1$ we obtain a type-II Weyl semimetal. This is illustrated in Fig. 1(b), where we show the energy dispersion relation for $k_y = 0$ in both phases. In the type-II phase, the zero-energy Fermi surface consists of electron and hole pockets touching at the Weyl node. The connectivity of these pockets depends on the details of the tilting term. For our model, the pockets form a crescent between the Weyl nodes, as shown in Fig. 1(c). For example, isolated pairs of electron and hole pockets are obtained from the tilting term $\propto k_x k_z$ which tilts the Weyl cones in opposite directions and preserves inversion symmetry. Note also that the second-order terms in Eq. (9) introduce a length scale k_0^{-1} which breaks scale invariance and regularizes divergences in the limit $|V/v| \rightarrow 1$, known as the trans-Planckian problem [2, 3]. Moreover, these terms keep the Fermi surface finite in the overtilted regime and therefore they cannot be neglected in a realistic system, see Fig. 1(c).

We now consider an interface between a type-I and a type-II Weyl semimetal modeled by a tilt profile $V(z)$ with $V(+\infty) = V_R$ and $V(-\infty) = V_L$ such that $|V_L/v| < 1$ (type I) and $|V_R/v| > 1$ (type II) as shown in Fig. 1(a). Since translation symmetry is only broken along the tilt axis, the single-particle wave function can be written as $\Psi(\mathbf{r}, t) = e^{i(\mathbf{k}_\perp \cdot \mathbf{r}_\perp - \omega t)} \phi(z)$ with $\mathbf{r}_\perp = (x, y)$, where $\mathbf{k}_\perp = (k_x, k_y)$ and ω are the conserved transverse momentum and energy, respectively. In the presence of a tilt profile, the continuum Hamiltonian can be written as (setting $\hbar = 1$)

$$\hat{H} = \sum_{\mathbf{k}_\perp} \int dz \hat{\psi}_{\mathbf{k}_\perp}^\dagger(z) \mathcal{H}(\mathbf{k}_\perp, -i\partial_z) \hat{\psi}_{\mathbf{k}_\perp}(z), \quad (10)$$

with $\hat{\psi}_{\mathbf{k}_\perp}(z) = L^{-1/2} \sum_{k_z} \hat{c}_{\mathbf{k}} e^{ik_z z}$ and

$$\mathcal{H} = \frac{1}{2i} \frac{dV}{dz} \sigma_0 - i[V(z)\sigma_0 + \sigma_z] \partial_z - \partial_z^2 \sigma_x + \left(k_\perp^2 - \frac{1}{4}\right) \sigma_x + k_y \sigma_y, \quad (11)$$

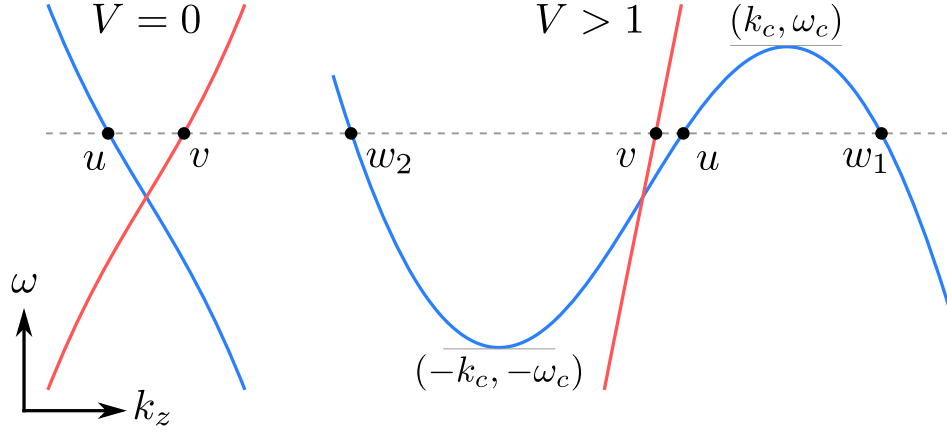


Figure 2: Dispersion relation for $\mathbf{k}_\perp = (\pm k_0, 0)$ in the undertilted ($0 < V < 1$) and overtilted case ($V > 1$) where the copropagating and counterpropagating branch correspond to the red and blue solid lines, respectively.

in dimensionless form such that now \mathcal{H} is given in units of $2vk_0$, z in units of $1/2k_0$, momenta in units of $2k_0$, and the tilt V in units of v such that the transition between the type-I and type-II phase now corresponds to $V^2 = 1$. Here, we also added the first term to restore Hermiticity, i.e., $\langle \psi_1 | \mathcal{H} \psi_2 \rangle = \langle \mathcal{H} \psi_1 | \psi_2 \rangle$ up to boundary terms. We now first consider the special case $\mathbf{k}_\perp = (\pm k_0, 0)$ which we call the Hawking channel. Later we return to the full problem which we solve numerically using the KWANT Python package [19].

One can show that any solution $\psi(z, t)$ of the wave equation $\mathcal{H}\psi = i\partial_t\psi$ obeys a continuity equation

$$\partial_t(\psi^\dagger\psi) + \partial_z j = 0, \quad (12)$$

with current density

$$j(z, t) = \psi^\dagger [V(z)\sigma_0 + \sigma_z] \psi + 2\text{Im}(\psi^\dagger \sigma_x \partial_z \psi), \quad (13)$$

which is constant in space and time for stationary states $\psi(z, t) = e^{-i\omega t}\phi(z)$ as we effectively consider a one-dimensional scattering problem. For constant tilt, the eigenstates of $\mathcal{H}(\pm k_0, 0, k)$ are given by plane waves, $\phi(z) = e^{ikz}\varphi_{k\lambda}$, with $\lambda = \pm$ and

$$\varphi_{k+} = \frac{1}{\sqrt{2c(1+c)}} \begin{pmatrix} 1+c \\ k \end{pmatrix}, \quad (14)$$

$$\varphi_{k-} = \frac{1}{\sqrt{2c(1+c)}} \begin{pmatrix} -k \\ 1+c \end{pmatrix}, \quad (15)$$

with corresponding eigenvalues $\lambda c(k)$ where $c(k) = \sqrt{1+k^2}$. Note that we dropped the subscript z for k_z and that $\{\mathcal{H}(\pm k_0, 0, k) - V k \sigma_0, \sigma_y\} = 0$ such that we have $\varphi_{k-} = -i\sigma_y \varphi_{k+}$. For concreteness, we now take $V \geq 0$ in the remainder of this work. In this case, the $\lambda = +$ ($\lambda = -$) branch is referred to as the copropagating (counterpropagating) branch [3]. This nomenclature follows from the dispersion relations

$$\omega = k [V + \lambda c(k)]. \quad (16)$$

Note that the same dispersion is also obtained for a Bose-Einstein condensate with macroscopic velocity V and contact interactions in mean field [5]. Here, we have one copropagating mode and three counterpropagating modes for a given energy, as illustrated in Fig. 2. Closed form expressions for the momenta of these modes exists, but they are unwieldy and not very insightful. Up to first order in ω , we find

$$k_v = \frac{\omega}{V+1} + \mathcal{O}(\omega^3), \quad (17)$$

$$k_u = \frac{\omega}{V-1} + \mathcal{O}(\omega^3), \quad (18)$$

$$k_{w_{1,2}} = \pm\sqrt{V^2-1} + \frac{V\omega}{1-V^2} + \mathcal{O}(\omega^2), \quad (19)$$

where co- and counterpropagating modes are labeled by v and $\{u, w_1, w_2\}$, respectively, and the corresponding spinors are given in lowest order by

$$\varphi_v \simeq \left(1, \frac{\omega}{2(1+V)}\right)^T, \quad (20)$$

$$\varphi_u \simeq \left(\frac{\omega}{2(1-V)}, 1\right)^T, \quad (21)$$

$$\varphi_{w_{1,2}} \simeq \frac{1}{\sqrt{2V}} \left(\mp\sqrt{V-1}, \sqrt{V+1}\right)^T, \quad (22)$$

which are normalized up to first order in ω . It follows that the w modes are evanescent for $0 < V \leq 1$, while for $V > 1$ all counterpropagating modes are scattering states for

$$|\omega| < \omega_c = k_c [V - c(k_c)], \quad (23)$$

with $k_c = (V^2 - 4 + V\sqrt{V^2 + 8})^{1/2}/(2\sqrt{2})$ [5]. Here, the group velocity of the counterpropagating modes vanishes, corresponding to a classical turning point (Fig. 2). The low-energy expansions of the wavevectors and spinors are valid away from these extrema.

3 Scattering at an effective horizon

In this section, we solve the scattering problem for the Hawking channel analytically at low energies in two limits, namely, when the tilt profile $V(z)$ varies fast or slowly compared to the Fermi wave length. In the former case, we use plane-wave scattering modes together with a boundary condition that conserves the current, while in the latter case we calculate the WKB wave function away from the classical turning points in combination with an approximate solution near a linear horizon valid at low energies, in order to match the WKB wave functions at either side of the horizon.

3.1 Slowly-varying tilt profile

3.1.1 WKB solution

We first consider the slowly-varying limit for which the tilt profile is slowly varying on the scale of the Fermi wavelength. To this end, we use a WKB *ansatz*

$$\phi(z) = e^{i\int^z dz' k(z')} \varphi(z), \quad (24)$$

with [20]

$$\varphi(z) = a(z)\varphi_{k+} + b(z)\varphi_{k-}, \quad (25)$$

where $k(z)$, $a(z)$, and $b(z)$ are to be determined from the wave equation. Here, the spinors $\varphi_{k\pm}$ are eigenstates for constant tilt [Eqs. (14) and (15)], in which case k corresponds to the momentum. If we plug the *ansatz* in the wave equation, we obtain

$$\begin{aligned} -i [k(V\sigma_0 + \sigma_z) + k^2\sigma_x - \omega] \varphi &= \frac{1}{2} (V'\sigma_0 + 2k'\sigma_x) \varphi \\ &+ (V\sigma_0 + \sigma_z + 2k\sigma_x) \varphi' - i\sigma_x \varphi'', \end{aligned} \quad (26)$$

where primes indicate derivatives with respect to z . So far, everything is exact. We now make a WKB approximation for a slowly-varying tilt profile by only keeping terms up to first order in V' and dropping all terms proportional to $(V')^2$ and V'' . Next, we multiply with the spinor $(\varphi_{k\pm})^T$ from the left which yields two coupled equations for the spinor coefficients $a(z)$ and $b(z)$,

$$-ia [k(V+c) - \omega] = \frac{av'_+}{2} + a'v_+ + \left(\frac{1}{c} - V\right) \frac{bk'}{2c^2} + \frac{b'k}{c}, \quad (27)$$

$$-ib [k(V-c) - \omega] = \frac{bv'_-}{2} + b'v_- + \left(\frac{1}{c} + V\right) \frac{ak'}{2c^2} + \frac{a'k}{c}, \quad (28)$$

where

$$v_{\pm}(k) = V \pm \frac{d}{dk} kc(k) = V \pm \left(2c - \frac{1}{c}\right), \quad (29)$$

is the group velocity where we used $dc/dk = k/c$.

In lowest order, we have $a = 0$ ($b = 0$) for counterpropagating (copropagating) modes since this corresponds to the case of constant tilt. Furthermore, any terms containing derivatives of the tilt will be small. Hence, we find $\omega = k(z) [V(z) + \lambda c(k(z))]$ where $k(z)$ is the semiclassical momentum. We now assume that first-order corrections to a (b) for counterpropagating (copropagating) modes are proportional to V' . For example, for the u and w modes, Eqs. (27) and (28) become

$$2ikca = \left(V - \frac{1}{c}\right) \frac{bk'}{2c^2} - \frac{b'k}{c}, \quad (30)$$

$$\frac{b'}{b} = -\frac{v'_-}{2v_-}, \quad (31)$$

where we dropped higher-order terms taking into account $a \propto V'$ for counterpropagating modes. The second equation is solved by $b(z) \propto 1/\sqrt{v_-(z)}$ and plugging this back into the first equation yields

$$\frac{ia}{b} = \frac{1}{4c^2} \left[\left(V - \frac{1}{c}\right) \frac{k'}{kc} + \frac{v'_-}{v_-} \right]. \quad (32)$$

Up to first order, the WKB solution of the counterpropagating branch thus becomes

$$\phi_{\mu}(z) = c_{\mu} \frac{e^{i \int^z dz' k_{\mu}(z')}}{\sqrt{v_{\mu}(z)}} \left(\sigma_0 + \frac{ia}{b} \sigma_y \right) \varphi_{k_{\mu}-}, \quad (33)$$

where c_{μ} is a constant and $\mu \in \{u, w_1, w_2\}$. The WKB solution breaks down at the classical turning point where the group velocity vanishes, which is located across the horizon ($V > 1$)

at finite energies [Eq. (23)]. The group velocity of the v modes never vanishes such that the WKB solution is valid everywhere and the v modes are therefore perfectly transmitted in the slowly-varying limit. Indeed, in lowest order an incident v mode has nowhere else to go since it is decoupled from the u and w modes. Observe also that the first-order correction in Eq. (33) couples the $\{u, w_1, w_2\}$ and v modes since $\varphi_{k+} = i\sigma_y\varphi_{k-}$.

In the following, we are mostly interested in the lowest-order result, where the copropagating and counterpropagating branches are decoupled. From Eq. (32), we find this generally holds for

$$|k'/k|, |v'/v| \ll 1, \quad (34)$$

which by definition is satisfied for a slowly-varying tilt profile away from the turning point.

We now consider a slowly-varying tilt profile with $V(-\infty) = V_L$ with $0 \leq V_L < 1$ and $V(+\infty) = V_R > 1$ that increases monotonically, such that the WKB solutions are valid sufficiently far away from the horizon, where they eventually reduce to the solutions for constant tilt. To solve the scattering problem for the counterpropagating modes, we need to connect wave functions on opposite sides of the horizon. Hence, we need to find a solution that is valid close to the horizon and match it to the WKB solution in a region where both solutions hold simultaneously.

3.1.2 Solution near linear horizon

Let us place the horizon at $z = 0$ such that $V(0) = 1$. We further restrict ourselves to a linear horizon, i.e., close to the origin we assume the tilt profile can be approximated as $V(z) = 1 + \alpha z$ with $\alpha > 0$. In this case, the classical turning point is located at $z_c = 3|\omega|^{2/3}/2\alpha$. In the linear regime, the wave equation becomes

$$\frac{1}{2}(\alpha - 2i\omega)\phi + \begin{pmatrix} 2 + \alpha z & 0 \\ 0 & \alpha z \end{pmatrix} \phi' - i\sigma_x \phi'' = 0, \quad (35)$$

or explicitly

$$\frac{1}{2}(\alpha - 2i\omega)\phi_1 + (2 + \alpha z)\phi_1' - i\phi_2'' = 0, \quad (36)$$

$$\frac{1}{2}(\alpha - 2i\omega)\phi_2 + \alpha z\phi_2' - i\phi_1'' = 0. \quad (37)$$

This yields a fourth-order linear differential equation for ϕ_1 or ϕ_2 . If we further assume that $|\alpha z| \ll 1$ and $\alpha, |\omega| \ll 1$, we find

$$\phi_2^{(4)} + 2\alpha z\phi_2^{(2)} + (3\alpha - 2i\omega)\phi_2^{(1)} \simeq 0, \quad (38)$$

and $\phi_1 \simeq (i/2)d\phi_2/dz$. Equation (38) can be solved exactly, giving

$$\phi_2(z) = c_0 + \sum_{n=1}^3 c_n z^{n-1} {}_1F_2 \left(a_n; b_n; \frac{-2\alpha z^2}{9} \right), \quad (39)$$

where ${}_1F_2$ is a generalized hypergeometric function with $a_n = (2n - 1)/6 - i\omega/3\alpha$, $b_1 = \{\frac{1}{3}, \frac{2}{3}\}$, $b_2 = \{\frac{2}{3}, \frac{4}{3}\}$, and $b_3 = \{\frac{4}{3}, \frac{5}{3}\}$, and where c_0 and c_n are constants.

3.1.3 Connection formulas and S matrix

To determine the S matrix, we have to match the asymptotic forms of Eq. (39) to the WKB solutions. To simplify this calculation, we choose a particularly convenient solution that is purely evanescent outside of the horizon ($z < 0$) [21, 22]. Physically, this solution corresponds to a specific linear combination of modes that interfere in such a way that there is no transmission to the normal region. This requirement fixes the coefficients c_n in (39). We will see that this solution is already sufficient to determine the whole S matrix. We find up to an overall constant factor,

$$\phi_2(z \rightarrow -\infty) \simeq \frac{e^{-\frac{2}{3}\sqrt{-2\alpha z^3}}(-z)^{-\frac{i\omega}{2\alpha}}}{\sqrt{-2\alpha z}}, \quad (40)$$

for $c_0 = 0$ and

$$c_1 = \frac{(2\alpha/9)^{\frac{i\omega}{6\alpha}}}{\sqrt{3\pi}} \left(\frac{4}{3\alpha}\right)^{\frac{1}{3}} \Gamma(a_1) \cos\left[\frac{\pi}{3}\left(1 + \frac{i\omega}{\alpha}\right)\right], \quad (41)$$

$$c_2 = \frac{(2\alpha/9)^{\frac{i\omega}{6\alpha}}}{\sqrt{3\pi}} 2\Gamma(a_2) \cosh\frac{\pi\omega}{3\alpha}, \quad (42)$$

$$c_3 = \frac{(2\alpha/9)^{\frac{i\omega}{6\alpha}}}{\sqrt{3\pi}} (6\alpha)^{\frac{1}{3}} \Gamma(a_3) \cos\left[\frac{\pi}{3}\left(1 - \frac{i\omega}{\alpha}\right)\right]. \quad (43)$$

With the integration constants fixed, we find at the other side of the horizon,

$$\phi_2(z \rightarrow +\infty) \simeq c_u \frac{z^{\frac{i\omega}{\alpha}}}{\sqrt{\alpha z}} + c_{w_1} \frac{e^{+i\frac{2}{3}\sqrt{2\alpha z^3}} z^{-\frac{i\omega}{2\alpha}}}{\sqrt{-2\alpha z}} + c_{w_2} \frac{e^{-i\frac{2}{3}\sqrt{2\alpha z^3}} z^{-\frac{i\omega}{2\alpha}}}{\sqrt{-2\alpha z}}, \quad (44)$$

with

$$c_u = \frac{\sqrt{2\pi} (2\alpha)^{\frac{i\omega}{2\alpha}}}{\Gamma\left(\frac{1}{2} + \frac{i\omega}{\alpha}\right)}, \quad c_{w_{1,2}} = \pm e^{\pm\frac{\pi\omega}{2\alpha}}, \quad (45)$$

which correspond to the matching coefficients of the WKB modes. Indeed, in the linear regime, away from the turning point, the WKB modes are given by

$$\frac{e^{i\int^z dz' k_u(z')}}{\sqrt{v_u}} \varphi_u \simeq \frac{z^{\frac{i\omega}{\alpha}}}{\sqrt{\alpha z}} \begin{pmatrix} -\frac{\omega}{2\alpha z} \\ 1 \end{pmatrix}, \quad (46)$$

$$\frac{e^{i\int^z dz' k_{w_{1,2}}(z')}}{\sqrt{v_{w_{1,2}}}} \varphi_{w_{1,2}} \simeq \frac{e^{\pm i\frac{2}{3}\sqrt{2\alpha z^3}} z^{-\frac{i\omega}{2\alpha}}}{\sqrt{-2\alpha z}} \begin{pmatrix} \mp\sqrt{\frac{\alpha z}{2}} \\ 1 \end{pmatrix}, \quad (47)$$

where Eq. (47) holds for $\ln z \gg \alpha z/2$. Note that we used the low-energy forms of the wavevectors, which hold away from the turning point $z \gg z_c$.

Hence, we find that the WKB solution and the approximate solution in the vicinity of the horizon both hold in a region where $|z - z_c| \gg 1$ and $|z| \ll 1/\alpha$ are satisfied simultaneously. We demonstrate this explicitly in Fig. 3 where we show the exact solution, obtained from numerically solving the stationary wave equation, together with the approximate solution near the horizon and the WKB solution for the tilt profile shown in the inset. Here, the total WKB solution is given by

$$\phi_s^{(\text{WKB})}(z) = \sum_{\mu} c_{\mu} \phi_{\mu s}(z_0) \frac{\sqrt{v_{\mu}(z_0)}}{\varphi_{-s}(k_{\mu}(z_0))} \frac{e^{i\int_{z_0}^z dz' k_{\mu}(z')}}{\sqrt{v_{\mu}(z)}} \varphi_{-s}(k_{\mu}(z)), \quad (48)$$

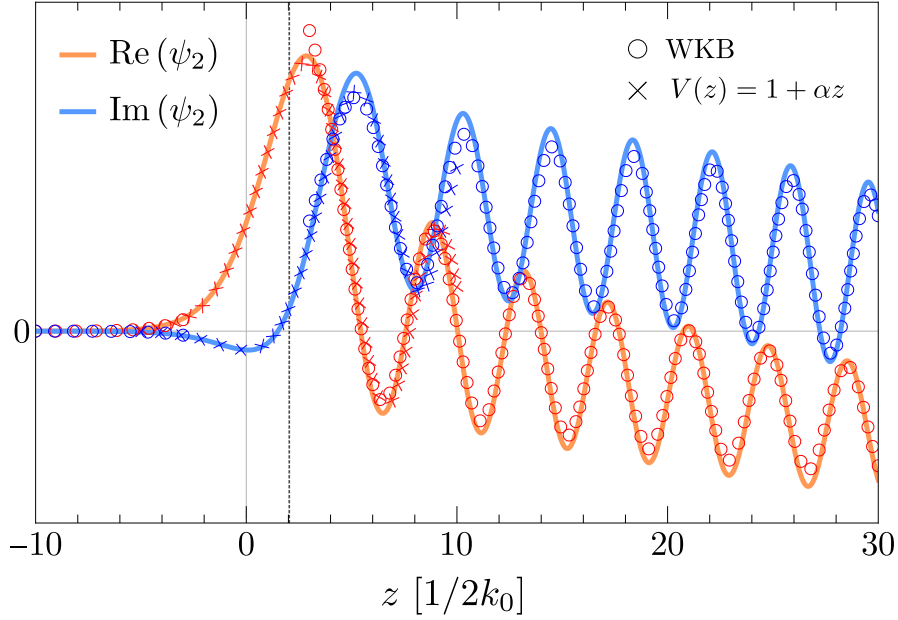


Figure 3: Real and imaginary part of the second spinor component ψ_2 for the case of zero transmission outside of the horizon and the tilt profile $V(z) = 1 + \tanh(\alpha z)$ with $\alpha = 0.1$ and $\omega = 0.05$. Solid curves give the exact solution, while the circles and crosses give the WKB solutions and the approximate solution near the linear horizon, respectively. The vertical dotted line marks the classical turning point.

where $s = 1, 2$ corresponds to the spinor components and the sum runs over $\mu = \{w_2\}$ with $c_{w_2} = 1$ outside the horizon and $\mu = \{u, w_1, w_2\}$ with the c_μ given in Eq. (45) inside the horizon. Here, $\phi_{\mu s}(z_0)$ are the WKB modes in the linear regime and the fitting parameter $z_0 < 0$ ($z_0 > 0$) outside (inside) the horizon. For simplicity, we take the same z_0 for all modes in a given region. We then optimize its value by hand in a region where both solutions should approximately hold. In the figure, we see that the approximations match reasonably well to the exact solution. In general, matching becomes worse with increasing $|\omega|$ and α as expected from our assumptions. Inside the horizon, the wave function features an envelope from the u mode which has a relatively long wavelength, while the oscillations inside the envelope are due to the short-wavelength w modes (Fig. 2).

The solution that we obtained in the previous section is purely decaying in the type-I region such that $b_{Lu} = 0$ and the scattering coefficients are related by

$$\begin{pmatrix} 0 \\ b_{Ru} \\ b_{Rv} \end{pmatrix} = \begin{pmatrix} t_{uw_1} & t_{uw_2} & 0 \\ r_{uw_1} & r_{uw_2} & 0 \\ 0 & 0 & 1 \end{pmatrix} \begin{pmatrix} a_{Rw_1} \\ a_{Rw_2} \\ a_{Lv} \end{pmatrix}, \quad (49)$$

where already took into account that the v modes are decoupled from the u and w modes for a slowly-varying tilt profile. From the first equation of (49), we obtain

$$\frac{t_{uw_2}}{t_{uw_1}} = -\frac{a_{Rw_1}}{a_{Rw_2}} = e^{\frac{\pi\omega}{\alpha}}, \quad (50)$$

where we used Eq. (45). Together with the unitarity of the S matrix, we find

$$S_{\text{counter}} = \frac{(2\alpha)^{\frac{i\omega}{2\alpha}} e^{-\frac{\pi\omega}{2\alpha}} \Gamma\left(\frac{1}{2} - \frac{i\omega}{\alpha}\right)}{\sqrt{2\pi}} \begin{pmatrix} 1 & e^{\frac{\pi\omega}{\alpha}} \\ e^{\frac{\pi\omega}{\alpha}} & -1 \end{pmatrix}, \quad (51)$$

with scattering probabilities

$$T_{u \leftarrow w_{1,2}} = R_{u \leftarrow w_{2,1}} = \frac{1}{1 + e^{\pm \frac{2\pi\omega}{\alpha}}}, \quad (52)$$

which have the form of a Fermi-Dirac distribution with an effective Hawking temperature $T_H = \hbar v \alpha / 2\pi k_B$. Corrections to this low-energy result yield an energy-dependent Hawking temperature $T_H(\omega) = T_H(-\omega)$. These analytical results agree well with numerical lattice calculations (see App. A).

Note that the transmission saturates for $|\omega| \approx \alpha$ such that tunneling through the horizon occurs only for $|\omega| < \alpha$. We can understand this by noting that the S matrix has simple poles at

$$\omega = -i\alpha \left(n + \frac{1}{2} \right), \quad (n = 0, 1, 2, \dots), \quad (53)$$

which correspond to quasi-bound states [23]. Classically, an incoming w_1 or w_2 particle is completely reflected at the turning point and the classical contribution to the transmission is a step function $\Theta(\mp\omega)$. However, quantum-mechanically the w particles can tunnel through the horizon via a transient state with lifetime $1/\alpha$.

Before we proceed with the implications of these results in a two-terminal transport setup, we first consider the opposite limit where the tilt profile is sharp relative to the Fermi wavelength. We will demonstrate that in this case the co- and counterpropagating modes are coupled by the horizon. Nevertheless, one can still define a Hawking temperature at low energies, even though the transmission is not a thermal distribution in this case.

3.2 Sharp tilt profile

When the tilt profile is sharp on the scale of the Fermi wavelength (i.e., the limit $\alpha \gg 1$), an incoming wave packet cannot resolve the precise details of the interface and we can model the tilt profile with a step function

$$V(z) = V_L \Theta(-z) + V_R \Theta(z), \quad (54)$$

where Θ is the Heaviside step function. Assuming the wave function is continuous at $z = 0$, we integrate the wave equation $\mathcal{H}\phi = \omega\phi$ over an infinitesimal region of length 2ϵ centered at the origin. This gives

$$[-i\partial_z\phi]_{-\epsilon}^{+\epsilon} + \frac{V_R - V_L}{2} \sigma_x \phi(0) = 0, \quad (55)$$

where we used $dV/dz = (V_R - V_L) \delta(z)$. These boundary conditions are physically sound since they keep the current density continuous

$$j_R = \left[\phi^\dagger (V_R \sigma_0 + \sigma_z) \phi + 2 \text{Im}(\phi^\dagger \sigma_x \partial_z \phi) \right]_{z=+\epsilon} \quad (56)$$

$$= \left[\phi^\dagger (V_R \sigma_0 + \sigma_z) \phi + 2 \text{Im}(\phi^\dagger \sigma_x \partial_z \phi) \right]_{z=-\epsilon} - (V_R - V_L) |\phi(0)|^2 \quad (57)$$

$$= \left[\phi^\dagger (V_L \sigma_0 + \sigma_z) \phi + 2 \text{Im}(\phi^\dagger \sigma_x \partial_z \phi) \right]_{z=-\epsilon} = j_L. \quad (58)$$

We now consider a black hole horizon, i.e., we take $0 \leq V_L < 1$ and $V_R > 1$. Since the tilt is constant in each region, the wave function is given by a superposition of plane waves. In the type-I region ($z < 0$), we obtain

$$\Phi_L(z) = \frac{a_{Lv}}{\sqrt{v_{Lv}}} \varphi_{Lv} e^{ik_{Lv}z} + \frac{b_{Lu}}{\sqrt{-v_{Lu}}} \varphi_{Lu} e^{ik_{Lu}z} + c_L \varphi_{Lw} e^{ik_{Lw}z}, \quad (59)$$

with $\text{Im } k_{Lw} < 0$ and where a , b , and c are coefficients of incoming, outgoing, and evanescent modes. Here, we also normalized the scattering states such that each mode contributes unit current. Up to first order in ω , the group velocities are given by

$$v_v \simeq V + 1, \quad (60)$$

$$v_u \simeq V - 1, \quad (61)$$

$$v_{w_{1,2}} \simeq \frac{1 - V^2}{V} \pm \frac{2 + V^{-2}}{\sqrt{V^2 - 1}} \omega. \quad (62)$$

In the type-II region ($z > 0$), we find for $|\omega| < \omega_c$,

$$\begin{aligned} \Phi_R(z) = & \frac{b_{Rv}}{\sqrt{v_{Rv}}} \varphi_{Rv} e^{ik_{Rv}z} + \frac{b_{Ru}}{\sqrt{v_{Ru}}} \varphi_{Ru} e^{ik_{Ru}z} \\ & + \frac{a_{Rw_1}}{\sqrt{-v_{Rw_1}}} \varphi_{Rw_1} e^{ik_{Rw_1}z} + \frac{a_{Rw_2}}{\sqrt{-v_{Rw_2}}} \varphi_{Rw_2} e^{ik_{Rw_2}z}, \end{aligned} \quad (63)$$

such that in this case the S matrix can be written as

$$\begin{pmatrix} b_{Lu} \\ b_{Ru} \\ b_{Rv} \end{pmatrix} = \begin{pmatrix} t_{uw_1} & t_{uw_2} & r_{uv} \\ r_{uw_1} & r_{uw_2} & t_{uv} \\ r_{vw_1} & r_{vw_2} & t_{vv} \end{pmatrix} \begin{pmatrix} a_{Rw_1} \\ a_{Rw_2} \\ a_{Lv} \end{pmatrix}. \quad (64)$$

On the other hand, for $|\omega| > \omega_c$, the solution in the overtilted region also consists of two scattering states and one evanescent mode. We do not discuss this regime here, as we are mostly interested in the low-energy physics.

The S matrix is then determined as usual. Namely, by setting all but one of the incoming coefficients zero, and calculating the outgoing coefficients with the boundary conditions at the origin. Note that one must include the evanescent modes to obtain a unique solution. In principle, one can obtain closed form expressions for the scattering coefficients but this is cumbersome as the wavevectors are given by the roots of a fourth-order polynomial. When the incoming mode comes from the effective black hole region behind the horizon, we find up to first order in ω ,

$$T_{u \leftarrow w_{1,2}} \simeq \frac{8(V_L + V_R)}{(V_L + V_R + 2)^2} \left(\frac{1}{2} \mp \frac{\omega}{4k_B T_u} \right), \quad (65)$$

$$R_{v \leftarrow w_{1,2}} \simeq \frac{(V_L - V_R)^2}{(V_L + V_R + 2)^2} \left(\frac{1}{2} \pm \frac{\omega}{4k_B T_v} \right), \quad (66)$$

and $R_{u \leftarrow w_{1,2}} = 1 - T_{u \leftarrow w_{1,2}} - R_{v \leftarrow w_{1,2}}$ with

$$T_u = \frac{1}{2k_B} \frac{(1 - V_L^2)(V_R - V_L)(V_R^2 - 1)^{3/2}}{2 + V_R^4 + 3V_L^3 V_R + V_L^2(1 - 4V_R^2) + V_L V_R(2V_R^2 - 5)}, \quad (67)$$

$$T_v = \frac{1}{2k_B} \frac{(V_R - V_L)(V_R^2 - 1)^{3/2}}{3V_R(V_R^2 - 2) + V_L(V_R^2 + 2)}, \quad (68)$$

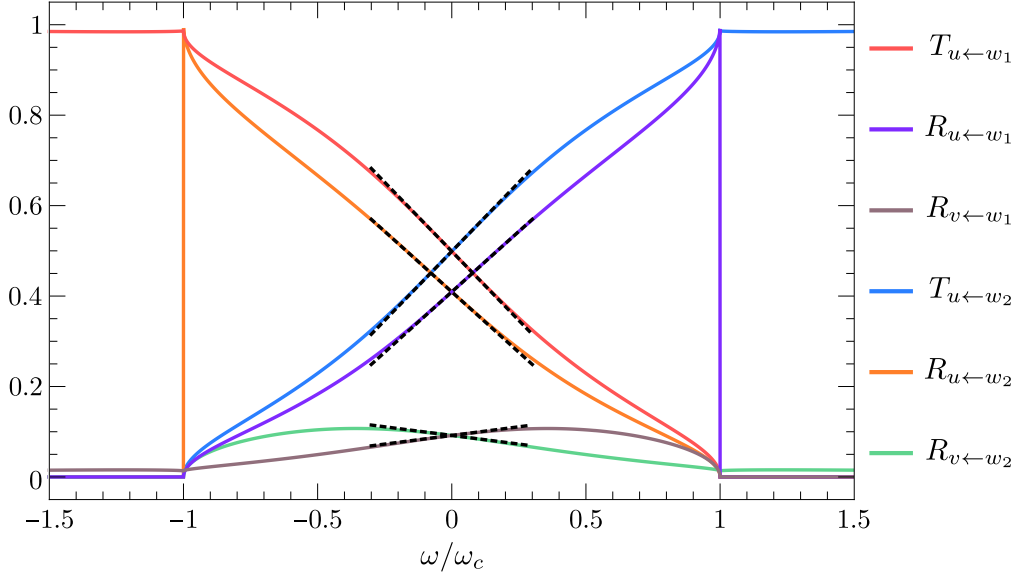


Figure 4: Transmission and reflection probabilities for an incoming mode incident on the sharp horizon from the black hole (type II) region for $(V_L, V_R) = (0.2, 2)$. Dashed lines correspond to the first-order analytical results given in Eqs. (65) and (66).

which are the effective Hawking temperatures of intrabranched and interbranched processes, respectively, for the sharp tilt profile ($\alpha \gg 1$) [3]. This interpretation rests on our results for the slowly-varying limit ($\alpha \ll 1$) and demonstrates that some aspects of Hawking radiation still survive for the sharp tilt profile.

These low-energy expressions are compared to the exact results in Fig. 4, which were derived using a lattice simulation of the Hamiltonian (9) (for details see App. A). Note that the sharp horizon couples co- and counterpropagating modes, e.g., through scattering processes such as $w_1(w_2) \rightarrow v$ although these processes are generally suppressed. As we discussed in the previous section, such processes become negligible in the slowly-varying tilt profile. Moreover, unlike in the slowly-varying limit, the transmission functions now depend explicitly on the asymptotic values of the tilt profile. Similar expressions for the transmission functions can be obtained when the incoming mode is incident on the horizon from the normal (type-I) region, although the first-order term vanishes in this case. The complete S matrix for the sharp horizon at low energies is given in App. B.

4 Hawking effect out of equilibrium

In equilibrium, there is no net Hawking current as particle number is conserved in our system, unlike for an actual black hole which provides an energy source for particle creation [8, 24]. Furthermore, as long as the type-II region is in local equilibrium, the total current out of the black hole region, summing contributions from w_1 and w_2 modes, is always ballistic (in the absence of disorder). and the two-terminal conductance is simply a measure of the density of states. In order to obtain a net Hawking current, we require a non-equilibrium occupation in the type-II region. For example, if the type-II phase is induced in a quenched way [8], one

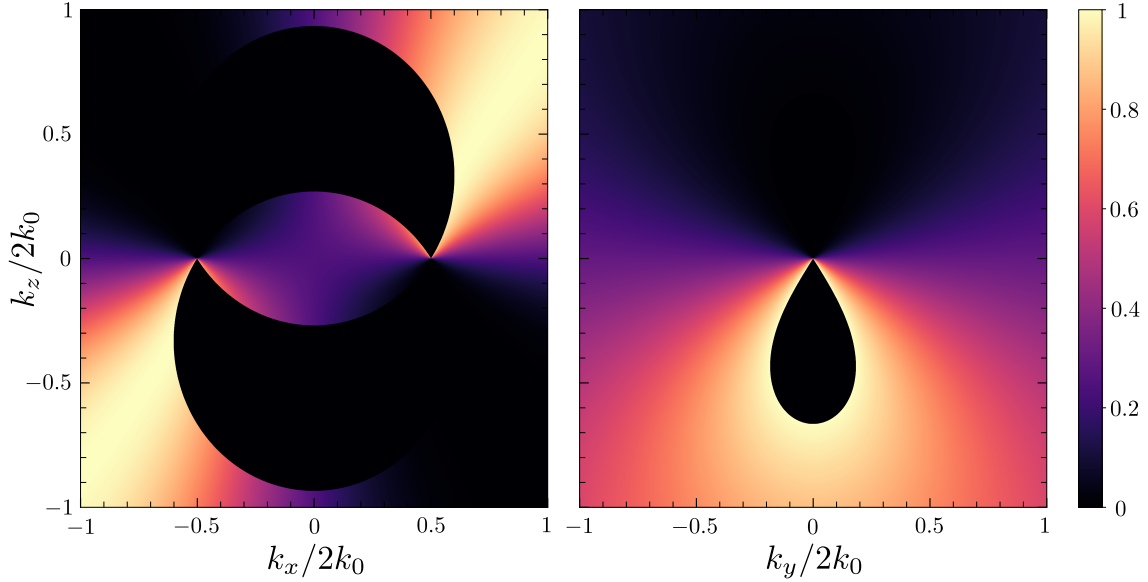


Figure 5: Out-of-equilibrium occupation $n_{\mathbf{k}+}$ of the conduction band, integrated over the photon energies, in units of $4\pi\tau(evA_0)^2/\hbar$ for $k_y = 0$ (left) and at $k_x = -k_0$ (right). The black region for negative (positive) k_z denotes an electron (hole) pocket where optical transitions are forbidden for $E_F = 0$. The occupied states with negative k_z away from the electron pockets have negative group velocities and are transmitted across the horizon.

obtains a transient state with excited u , v , and w_1 modes for $V(t) = V_0\Theta(t)$ with $V_0 > 1$.

Here, we propose two alternative ways of achieving a non-equilibrium situation by taking advantage of the spin structure of the w modes. In particular, we demonstrate that one can favor populating w_1 over w_2 by exciting a photocurrent with circularly-polarized light or by injecting a spin-polarized current from a magnetic lead. In both cases, the occupation of one of the w modes is favored, which will then tunnel through the horizon from the type-II region, giving rise to a net Hawking current in the type-I region, assuming relaxation due to, e.g., disorder within the type-II region occurs over a sufficiently long time scale such that the favored w mode can be transmitted across the horizon. In fact, transport lifetimes up to $\tau \approx 45$ ps have been measured in the type-I Weyl semimetal TaAs [25], giving rise to a rather long mean free path of $5.2 \mu\text{m}$.

4.1 Irradiation by circularly-polarized light

We can favor the occupation of one of the w modes by irradiating the type-II region. This gives rise to optical transitions inside the overtilted region from v modes to w_2 modes for $V/v > 1$ (Fig. 2). In this case, there are no states available for optical transitions to the w_1 modes (we approximate optical transitions to be effectively momentum-conserving). This continues to hold in the presence of more bands as long as the energy separation to the lower bands is of a different energy range than the photon energy of interest.

For concreteness, we consider circularly-polarized light of frequency Ω traveling in the z direction, as illustrated in Fig. 1(a). Here, we assume that the light hits the type-II Weyl semimetal sufficiently far away from the horizon where the tilt $V/v > 1$ is essentially constant.

The light-matter interaction is treated classically with the vector potential

$$\mathbf{A}(t) = \mathbf{A}_+ e^{-i\Omega t} + \mathbf{A}_- e^{i\Omega t}, \quad (69)$$

where $\mathbf{A}_\pm = A_0(\mathbf{e}_x \pm i\mathbf{e}_y)/\sqrt{2}$. Note that we discard Zeeman coupling which is suppressed by 10^{-3} compared to orbital coupling in generic Weyl semimetals [26]. Letting $\mathbf{k} \rightarrow \mathbf{k} + e\mathbf{A}/\hbar$ in (9) gives the light-matter interaction $V_\pm = e\mathbf{J} \cdot \mathbf{A}_\pm$ to first order in the electron charge $-e$. These terms describe transitions between occupied and unoccupied modes via absorption (V_+) and emission (V_-). Here, we defined the current operator \mathbf{J} with components

$$J_x = \frac{v}{k_0} k_x \sigma_x, \quad J_y = \frac{v}{k_0} k_y \sigma_x + v \sigma_y, \quad J_z = \frac{v}{k_0} k_z \sigma_x + v \sigma_z + V \sigma_0. \quad (70)$$

The rate of change of the distribution function $n_{\mathbf{k}\lambda}$ of the $\lambda = \pm$ band is obtained from the Boltzmann equation in the relaxation-time approximation [27],

$$\frac{dn_{\mathbf{k}\lambda}}{dt} = \Gamma_{\mathbf{k}}(\Omega) (n_{\mathbf{k}-\lambda} - n_{\mathbf{k}\lambda}) - \frac{n_{\mathbf{k}\lambda} - n_{\mathbf{k}\lambda}^0}{\tau}, \quad (71)$$

where the relaxation time τ takes into account impurity and phonon scattering [28] and $\Gamma_{\mathbf{k}}(\Omega)$ gives the rates for vertical transitions, calculated with Fermi's golden rule,

$$\Gamma_{\mathbf{k}}(\Omega) = \frac{2\pi}{\hbar} |\langle \varphi_{\mathbf{k}+} | V_+ | \varphi_{\mathbf{k}-} \rangle|^2 \delta(E_+(\mathbf{k}) - E_-(\mathbf{k}) - \hbar\Omega), \quad (72)$$

where the dispersion relation is given by

$$E_\pm(\mathbf{k}) = 2\hbar v k_0 \left[\frac{V}{v} \frac{k_z}{2k_0} \pm d(\mathbf{k}) \right]. \quad (73)$$

with $d = \sqrt{[(k/2k_0)^2 - 1/4]^2 + (k_y/2k_0)^2 + (k_z/2k_0)^2}$ and $k = |\mathbf{k}|$. In the steady state, the left-hand side of Eq. (71) vanishes, and the non-equilibrium occupation is given by, to first order in the relaxation time:

$$n_{\mathbf{k}\lambda} \simeq n_{\mathbf{k}\lambda}^0 + \tau \Gamma_{\mathbf{k}}(\Omega) (n_{\mathbf{k}-\lambda}^0 - n_{\mathbf{k}\lambda}^0). \quad (74)$$

The transition matrix elements writes:

$$|\langle \varphi_{\mathbf{k}+} | V_+ | \varphi_{\mathbf{k}-} \rangle|^2 = 2(evA_0)^2 F(\mathbf{k}), \quad F(\mathbf{k}) = \frac{[d + k_x k_z / (2k_0^2)]^2}{4d^2}, \quad (75)$$

where $0 \leq F \leq 1$ and which at the Weyl nodes $\mathbf{k}_\perp^{(\pm)} = (\pm k_0, 0)$ reduces to

$$F(k_z) = \frac{[c(k_z) \pm \text{sgn}(k_z)]^2}{4c(k_z)^2}. \quad (76)$$

where $c(k_z) = \sqrt{1 + (k_z/2k_0)^2}$. Since there are no states below the w_1 modes, optical transitions are absent and the occupation above the Fermi energy vanishes at zero temperature, i.e., $\Delta n_{w_1} = 0$. On the other hand, for w_2 modes, at zero temperature, the difference in occupation between the two bands vanishes inside the electron pocket which corresponds to

$k_{w_2}(E_F) \leq k_z \leq 0$ where E_F is the Fermi energy and k_{w_2} is given by Eq. (19). The occupation of w_2 modes for $\mathbf{k} = (\mathbf{k}_\perp^{(\pm)}, k_z)$ is thus given by

$$\Delta n_{w_2} = \frac{4\pi\tau(evA_0)^2}{\hbar} F(k_z) \Theta [k_{w_2}(E_F) - k_z] \delta(\hbar v|k_z|c(k_z) - \hbar\Omega), \quad (77)$$

such that a net occupation imbalance is generated. Away from $\mathbf{k}_\perp = \mathbf{k}_\perp^{(\pm)}$, we plot in Fig. 5 the non-equilibrium occupation, integrated over the energy, in units of $4\pi\tau(evA_0)^2/\hbar$. As we see in the right figure, for the Weyl node at $k_x = -k_0$, the occupation probability of the w_2 modes with negative group velocity along the z axis *increases*. Hence, provided the energy of the photons matches the transition energy, only these w_2 modes are transmitted across the horizon. On the other hand, since $n_{(-k_x, k_y, k_z)+} = n_{(k_x, k_y, -k_z)+}$, the occupation probability for the second Weyl node at $k_x = +k_0$ will *decrease* for negative k_z , as is already apparent from the left hand side of Fig. 5. As such, only one of the overtilted Weyl cones contributes to the fermionic Hawking effect out of equilibrium. The non-equilibrium occupation of the u modes above the Fermi energy in the undertilted region is then given by

$$n_{L,u} = T_{u \leftarrow w_1} n_{R,w_1} + T_{u \leftarrow w_2} n_{R,w_2} = T_{u \leftarrow w_2} \Delta n_{w_2}, \quad (78)$$

where the first equality holds only for a slowly-varying tilt profile.

4.2 Coupling to magnetic leads

An out-of-equilibrium distribution can also be induced by coupling the overtilted region to magnetic leads. Here, we assume that the Pauli matrices in Hamiltonian (9) effectively correspond to the physical spin degrees of freedom of the electrons. In fact, for Weyl semimetals with broken time-reversal symmetry, but with inversion and cubic symmetries this correspondence is exact [29]. In general, they also contain other degrees of freedom like orbital or lattice degrees of freedom. Moreover, models for which σ corresponds to the real spin have been shown to simulate spin textures of Weyl semimetals observed in experiments [30, 31].

For simplicity, we consider the 1D effective model for $\mathbf{k}_\perp = (\pm k_0, 0)$. In this case, the electrons will be effectively polarized in the xz plane with different orientations for the w_1 and w_2 modes. This is already apparent in Eq. (22) where the modes have different spin projections along k_z . The magnetic leads can be modeled, for instance, by a 1D chiral fermion with spin-dependent group velocities, giving rise to constant but different density of states for the two spin bands.

We further assume that the spin-up lead electrons have the same polarization as the w_1 electrons at $\omega = 0$. In this case, the spinors $\psi_{\sigma=\pm}$ of the magnetic lead can be written as $\psi_+ = \varphi_{w_1}$ and $\psi_- = i\sigma_y \varphi_{w_1}$, with φ_{w_1} given in Eq. (22). A bias voltage U_{DC} is applied between the magnetic lead and the overtilted region by setting the chemical potential to $\mu_R = eU_{DC}$ inside the lead for both spin species, and to $\mu_L = 0$ inside the type-II Weyl semimetal. The overlap between the lead spinors and the Weyl semimetal spinor will then give rise to an effective tunneling Hamiltonian [32],

$$H_T = \sum_{k,k'} \sum_{\sigma\lambda} t_{k\lambda}^\sigma \hat{c}_{k\lambda}^\dagger \hat{f}_{k'\sigma} + h.c., \quad (79)$$

where $\hat{f}_{k'\sigma}$ destroys a spin- σ electron with momentum k' inside the lead, $\hat{c}_{k\lambda}^\dagger$ creates a Weyl mode inside the overtilted region, and $t_{k\lambda}^\sigma = t_0 \varphi_{k\lambda}^\dagger \psi_\sigma$ are the tunneling matrix elements with

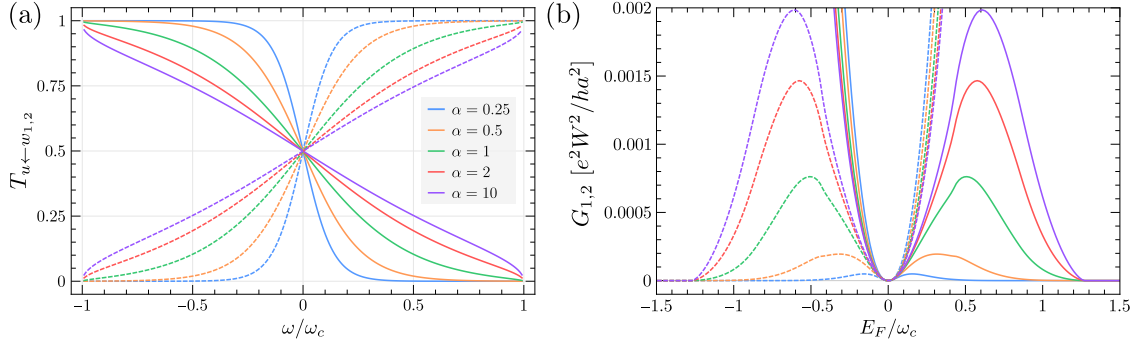


Figure 6: (a) $T_{u \leftarrow w_1}$ (solid) and $T_{u \leftarrow w_2}$ (dashed) for $\mathbf{k}_\perp = (\pm k_0, 0)$ calculated with the lattice model for the tilt profile $V(z) = 1 + \tanh(\alpha z)$ where $\omega_c \approx 0.6 \times 2\hbar v k_0$ in the type-II region. (b) Zero-bias differential conductance at zero temperature G_1 (solid) and G_2 (dashed) for the same parameters as in (a).

tunneling strength t_0 . By construction, the spin-up electrons couple much stronger to the w_1 modes than to the w_2 modes. Hence, tunneling between the magnetic lead and the overtilted Weyl semimetal will give rise to a non-equilibrium occupation. Following the previous section, the occupation can be modeled with the Boltzmann equation in the relaxation-time approximation, which essentially leads to Eq. (74). Assuming the density of states of the spin-up lead electrons $g_\uparrow \gg g_\downarrow$, one finds at zero temperature,

$$n_{k\lambda} = n_{k\lambda}^0 + \tau \frac{2\pi}{\hbar} g_\uparrow |t_{k\lambda}^\uparrow|^2 \left[\Theta(eU_{dc} - E_\lambda(k)) - \Theta(-E_\lambda(k)) \right], \quad (80)$$

where the dispersion is given by Eq. (73). In particular, for our choice of polarization of the magnetic lead, we have $|t_{w_2}^\uparrow|^2 / |t_{w_1}^\uparrow|^2 \approx v^2 / V^2$ for states close to $\omega = 0$. Hence, the occupation of the w_2 modes is suppressed by the tilt V . This again gives rise to a population imbalance between the $w_{1,2}$ modes, such that the Hawking signature can in principle be observed.

4.3 Differential conductance

In Section 3, we considered the case of normal incidence with $\mathbf{k}_\perp = (\pm k_0, 0)$ whose contribution dominates at low energies. However, in a transport experiment all transverse channels contribute to the current. Hence, it is not clear what remains of the Hawking effect even if one can excite an I_{w_i} ($i = 1, 2$) current by means of a non-equilibrium occupation of w modes, as described above. We therefore calculate the contribution of the w_i mode to the two-terminal zero-bias differential conductance at zero temperature,

$$G_i(E_F) \equiv \left. \frac{dI_{w_i}}{dV} \right|_{V=0, T=0} = \frac{e^2}{h} \sum_{\mathbf{k}_\perp} T_{u \leftarrow w_i}(\omega = E_F, \mathbf{k}_\perp) \quad (81)$$

$$= \frac{e^2 W^2}{h a^2} \frac{1}{2\pi^2} \int_0^\infty dk_x \int_{-\infty}^\infty dk_y T_{u \leftarrow w_i}(\omega = E_F, \mathbf{k}_\perp), \quad (82)$$

where we take a sample with transverse dimensions $W \times W$ and we used $\mathcal{H}(k_x) = \mathcal{H}(-k_x)$ in the second line. Here, we reverted to dimensionful units for clarity. The transmission functions for general \mathbf{k}_\perp are calculated with the KWANT Python package (see App. A).

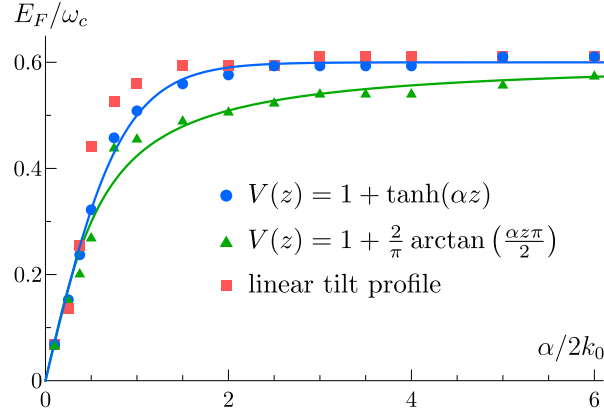


Figure 7: Position of the local maximum in the zero-bias differential conductance for the w_1 mode, as a function of the Fermi energy E_F and the slope of the tilt profile α , for different tilt profiles as detailed in App. A. Here, the solid blue and green curves are fits of the data to $a \tanh b\alpha$ and $\frac{2a}{\pi} \arctan \frac{\pi b\alpha}{2}$, respectively, with $a \approx 0.6$ and $b \approx 1.2$.

The transmission of the Hawking channel ($k_x = \pm k_0$ and $k_y = 0$) obtained with the lattice model is shown in Fig. 6(a). In the slowly-varying limit ($\alpha \ll 1$), the transmission matches perfectly our analytical results given in Eq. (52). On the other hand, for $\alpha \gg 1$, we also find agreement with our results for the sharp horizon. The conductance for the w_1 and w_2 current is shown in Fig. 6(b) as a function of the Fermi energy. Here, the quadratic behavior near the Weyl node is attributed to the low-energy density of states in the type-I region, given by $g(\omega) = v\omega^2/[2\pi^2\hbar^3(v^2 - V_L^2)^2]$. Interestingly, we observe that the conductance G_1 (G_2) features a local maximum at positive (negative) energies, due to tunneling of w_1 (w_2) modes through the effective horizon. The peak position in the (α, E_F) plane is shown in Fig. 7 for three different tilt profiles. In all cases, the peak position increases linearly for small α at first, with the same slope $E_F/\omega_c \approx 0.7\alpha/2k_0$. Furthermore, in the limit of a sharp horizon ($\alpha \gg 1$), the same constant is attained, given by $E_F/\omega_c \approx 0.6$ and whose precise value depends only on the asymptotic values of the tilt profile. Surprisingly, we find that the position of the maxima as a function of α are fitted reasonably well to functions that are similar to the tilt profile, as illustrated in Fig. 7, except in the case with the purely linear tilt profile.

We thus conclude that it is in principle possible to induce a stationary non-equilibrium occupation of w modes, either by irradiation of light in the type-II region, or by coupling the type-II region to a magnetic lead. In both cases, we assume this takes place in the asymptotic tilt region far away from the horizon. For sufficiently long mean-free paths this then gives rise to a net w_1 or w_2 current. The corresponding two-terminal differential conductance features a peak due to tunneling of w_1 or w_2 modes across the horizon whose height and position depends in general on all the details of the tilt profile. However, for a slowly-varying (sharp) tilt profile relative to the Fermi wavelength, the properties of the peak depend only on the slope α (the asymptotic values of the tilt).

5 Conclusion

In this work, we investigated mesoscopic transport across effective event horizons at the interface of a type-I and type-II Weyl semimetal. To this end, we used a minimal model that captures all salient features of a Weyl semimetal, and studied type-I/type-II interfaces with different Weyl node tilt profiles. We solved the scattering problem analytically at normal incidence in the low-energy limit for two cases, a sharp horizon and a slowly varying tilts. More precisely, these two cases are distinguished by the length scale of the tilt profile relative to the Fermi wavelength.

For a slowly-varying tilt profile, we employed the WKB formalism together with an approximate solution near a linear horizon. We find that co- and counterpropagating modes are decoupled in this limit and we calculated the S matrix, which depends only on the energy and the slope of the tilt profile at the horizon. The irrelevance of further microscopic details is reminiscent of a “no-hair theorem” for real black holes. Moreover, the transmission functions of counterpropagating modes are given by a thermal distribution with effective Hawking temperature inversely proportional to the slope. Adding the different contributions of the counter-propagating modes to transport in a Landauer-Büttiker picture, however, masks all analogues of Hawking effects.

For the sharp horizon, we solved the scattering problem by first deriving appropriate boundary conditions for the wavefunction at the horizon. In this case, the S matrix explicitly depends on the asymptotic values of the tilt profile. Hence, the black hole analogy breaks down in this case, even though one can still define a temperature scale.

To circumvent the ballistic nature of transport in the slowly-varying limit, we considered means to drive a non-equilibrium occupation of w modes, i.e., those modes that tunnel through the horizon from inside the type-II region. We showed that one can favor populating one of the w modes over the other by irradiating the type-II region with circularly polarized light, or by coupling it to a magnetic lead. Given this non-equilibrium occupation, we then calculated the differential conductance for a single w mode which displays a peak as a function of the Fermi energy. The peak position becomes universal in the limit of very slowly varying tilts: it only depends on the slope of the tilt profile at the horizon. In the opposite limit of rapidly changing tilts, the peak position saturates to a value that only depends on the asymptotic values of the tilt. However, in the intermediate regime, the details of the whole tilt profile become important.

Acknowledgements

The authors are indebted to Christian Schmidt and Andreas Haller for insightful discussions.

Funding information CDB, SG, and TLS acknowledge support by the National Research Fund Luxembourg under the grants ATTRACT 7556175 and PRIDE/15/10935404. TM acknowledges financial support by the Deutsche Forschungsgemeinschaft via the Emmy Noether Programme ME4844/1-1 (project id 327807255), the Collaborative Research Center SFB 1143 (project id 247310070), and the Cluster of Excellence on Complexity and Topology in Quantum Matter ct.qmat (EXC 2147, project id 390858490).

A Lattice model

To solve the scattering problem numerically, we perform a lattice simulation with the KWANT Python package [19]. To this end, we put the continuum Hamiltonian (11) a one-dimensional chain along the z direction with lattice constant a (in units of $1/2k_0$) and two orbitals per cell. The dimensionless lattice Hamiltonian becomes

$$\hat{H} = \sum_{\mathbf{k}_\perp} \sum_n \hat{c}_{\mathbf{k}_\perp n}^\dagger \left[\left(k_\perp^2 - \frac{1}{4} + \frac{2}{a^2} \right) \sigma_x + k_y \sigma_y \right] \hat{c}_{\mathbf{k}_\perp n} \quad (83)$$

$$+ \left\{ \hat{c}_{\mathbf{k}_\perp n+1}^\dagger \left[\frac{1}{2ia} (V_{n+1/2} \sigma_0 + \sigma_z) - \frac{1}{a^2} \sigma_x \right] \hat{c}_{\mathbf{k}_\perp n} + \text{h.c.} \right\}, \quad (84)$$

where $n = 0, 1, \dots, N-1$ labels the cells of the chain and

$$\hat{c}_{\mathbf{k}_\perp n} = \frac{1}{\sqrt{N}} \sum_{k_z} e^{ik_z n a} \hat{c}_{\mathbf{k}}, \quad (85)$$

where $\hat{c}_{\mathbf{k}_\perp n} = (\hat{c}_{\mathbf{k}_\perp n1}, \hat{c}_{\mathbf{k}_\perp n2})^T$ and $V_n = V(na)$ is the value of the tilt at site n . Here, we take the average value of the tilt for hopping between sites n and $n+1$. For all calculations, we take a scattering region of length $L = a(N-1)$ with $N = 201$ that is sufficiently long so that the tilt profile is practically constant at the boundaries which are connected to semi-infinite leads. In our simulations, we considered three different tilt profiles, all with linear horizons. Firstly, we used

$$V(z) = A + B \tanh(Cz + D), \quad (86)$$

with

$$A = \frac{V_R + V_L}{2}, \quad C = \frac{\alpha}{2} \frac{V_R - V_L}{(V_0 - V_L)(V_R - V_0)}, \quad (87)$$

$$B = \frac{V_R - V_L}{2}, \quad D = \frac{1}{2} \ln \left(\frac{V_0 - V_L}{V_R - V_0} \right), \quad (88)$$

where $V(0) = V_0$ and $V'(0) = \alpha$ and which is valid for real D , i.e., either $V_L < V_0$ and $V_R > V_0$ or $V_L > V_0$ and $V_R < V_0$. Here, $V_0 = \pm 1$ for a black hole and white hole horizon at the origin, respectively and $V_{R,L} = \lim_{z \rightarrow \pm\infty} V(z)$. Note that this tilt profile is symmetric about the origin for $V_R + V_L = 2V_0$. Secondly, we considered the tilt profile $V(z) = 1 + (2/\pi) \arctan(\alpha z \pi/2)$ for the case $V_L = 0$ and $V_R = 2$. For this profile, the asymptotic values are approached linearly instead of exponentially. Finally, we also looked at a purely linear tilt profile, given by

$$V(z) = \begin{cases} V_L & z \leq 0, \\ V_L + \alpha z & 0 < z < L_0, \\ V_R & z \geq L_0, \end{cases} \quad (89)$$

with $L_0 = (V_R - V_L)/\alpha$. Different tilt profiles differ only in the intermediate regime between the slowly-varying and sharp limit, as shown in Fig. 7.

B Scattering matrix for sharp horizon

Here, we give the complete S matrix at low energies for the sharp black hole horizon where we take $V_L = 0$ and $V_R = V$. Expressions exist for the general case but they are too unwieldy. Here, we obtained the low-energy expressions by expanding the spinors, wavevectors, and group velocity up to third order in ω .

When the incoming mode comes from the type-I region (v mode), the scattering coefficients up to second order in ω are found to be given by

$$r_{uv} = i \frac{2-V}{2+V} - \frac{V^4 - 5V^2 + 8}{(2+V)^2 (V^2 - 1)} 2\omega \quad (90)$$

$$+ \frac{V^7 + 3V^6 - 4V^5 - 18V^4 + 5V^3 + 43V^2 + 6V - 32}{(2+V)^3 (V^2 - 1)^2} 2i\omega^2, \quad (91)$$

$$t_{uv} = i \frac{2\sqrt{V-1}}{2+V} + \frac{V(V-1)(3V+8) - 16}{(2+V)^2 (1+V)\sqrt{V-1}} \omega \quad (92)$$

$$- \frac{7V^7 + 27V^6 - 17V^5 - 159V^4 + 6V^3 + 432V^2 + 176V - 256}{4\sqrt{V-1}(2+V)^3 (V^2 - 1)^2} i\omega^2, \quad (93)$$

$$t_{vv} = \frac{2\sqrt{1+V}}{2+V} - \frac{iV^2\sqrt{1+V}}{(2+V)^2 (V-1)} \omega + \frac{V^5 + 3V^4 - 7V^3 - 7V^2 + 58V + 80}{4(2+V)^3 (1+V)^{5/2} (V-1)^2} V^2 \omega^2, \quad (94)$$

such that whenever the zeroth-order term is real (imaginary), the first-order term is imaginary (real). Hence, the first-order term enters only as a phase such that the transmission probability is constant up to first order. Numerically, we find that this holds at all odd orders such that the transmission functions $R_{u \leftarrow v}$, $T_{u \leftarrow v}$, and $T_{v \leftarrow v}$ are even functions of the energy.

On the other hand, when the incoming mode comes from the type-II region, there are two possibilities: w_1 and w_2 . Up to first order in ω , we find

$$t_{uw_{1,2}} = \sqrt{2} \frac{V^2 + V - 2 \pm i\sqrt{V^2 - 1}(2 - V)}{V(2+V)\sqrt{V-1}} \quad (95)$$

$$\pm \frac{P_1(V) \mp i\sqrt{V^2 - 1}(16 + 12V - 16V^2 - 7V^3 + 3V^4 + V^5)}{\sqrt{2}V(1+V)^{3/2}(V^2 + V - 2)^2} \omega, \quad (96)$$

$$r_{uw_{1,2}} = \frac{V^2 - 4 \pm 4i\sqrt{V^2 - 1}}{\sqrt{2}V(2+V)} \quad (97)$$

$$\pm \frac{P_2(V) \mp i\sqrt{V^2 - 1}(32 + 40V - 12V^2 - 20V^3 - 4V^4)}{2\sqrt{2}V(2+V)^2 (V^2 - 1)^{3/2}} \omega, \quad (98)$$

$$r_{vw_{1,2}} = \mp \frac{V}{\sqrt{2}(2+V)} \quad (99)$$

$$\pm \frac{4 + 8V - 8V^3 - 4V^4 \mp i\sqrt{V^2 - 1}(12 + 6V - 6V^2 - 3V^2)}{2\sqrt{2}(V-1)^2 (1+V)^2 (2+V)^2} iV\omega, \quad (100)$$

where $P_1 = 16 + 12V - 28V^2 - 9V^3 + 12V^4 - 3V^6$, and $P_2 = 32 + 40V - 44V^2 - 54V^3 - 6V^4 + 5V^5$. Taking the expressions of the scattering amplitudes up to first order in ω , one can check that $SS^\dagger = S^\dagger S = 1 + \mathcal{O}(\omega^2)$ where S is defined in Eq. (64).

References

- [1] S. W. Hawking, *Black hole explosions?*, Nature **248**(5443), 30 (1974), doi:[10.1038/248030a0](https://doi.org/10.1038/248030a0).
- [2] R. Brout, S. Massar, R. Parentani and P. Spindel, *A primer for black hole quantum physics*, Physics Reports **260**(6), 329 (1995), doi:[https://doi.org/10.1016/0370-1573\(95\)00008-5](https://doi.org/10.1016/0370-1573(95)00008-5).
- [3] S. J. Robertson, *The theory of Hawking radiation in laboratory analogues*, J. Phys. B At. Mol. Opt. Phys. **45**(16), 163001 (2012), doi:[10.1088/0953-4075/45/16/163001](https://doi.org/10.1088/0953-4075/45/16/163001).
- [4] W. G. Unruh, *Experimental black-hole evaporation?*, Phys. Rev. Lett. **46**, 1351 (1981), doi:[10.1103/PhysRevLett.46.1351](https://doi.org/10.1103/PhysRevLett.46.1351).
- [5] A. Recati, N. Pavloff and I. Carusotto, *Bogoliubov theory of acoustic Hawking radiation in Bose-Einstein condensates*, Phys. Rev. A **80**(4), 043603 (2009), doi:[10.1103/PhysRevA.80.043603](https://doi.org/10.1103/PhysRevA.80.043603).
- [6] L. Liao, E. C. I. van der Wurff, D. van Oosten and H. T. C. Stoof, *Proposal for an analog Schwarzschild black hole in condensates of light*, Phys. Rev. A **99**(2), 023850 (2019), doi:[10.1103/PhysRevA.99.023850](https://doi.org/10.1103/PhysRevA.99.023850).
- [7] T. Farajollahpour, Z. Faraei and S. A. Jafari, *Solid-state platform for space-time engineering: The 8Pmmn borophene sheet*, Phys. Rev. B **99**, 235150 (2019), doi:[10.1103/PhysRevB.99.235150](https://doi.org/10.1103/PhysRevB.99.235150).
- [8] G. E. Volovik, *Black hole and Hawking radiation by type-II Weyl fermions*, JETP Lett. **104**(9), 645 (2016), doi:[10.1134/S0021364016210050](https://doi.org/10.1134/S0021364016210050).
- [9] S. Guan, Z.-M. Yu, Y. Liu, G.-B. Liu, L. Dong, Y. Lu, Y. Yao and S. A. Yang, *Artificial gravity field, astrophysical analogues, and topological phase transitions in strained topological semimetals*, npj Quantum Materials **2**(1), 23 (2017), doi:[10.1038/s41535-017-0026-7](https://doi.org/10.1038/s41535-017-0026-7).
- [10] H. Huang, K.-H. Jin and F. Liu, *Black-hole horizon in the Dirac semimetal $\text{Zn}_2\text{In}_2\text{S}_5$* , Phys. Rev. B **98**, 121110 (2018), doi:[10.1103/PhysRevB.98.121110](https://doi.org/10.1103/PhysRevB.98.121110).
- [11] L. Liang and T. Ojanen, *Curved spacetime theory of inhomogeneous Weyl materials*, Phys. Rev. Research **1**, 032006 (2019), doi:[10.1103/PhysRevResearch.1.032006](https://doi.org/10.1103/PhysRevResearch.1.032006).
- [12] K. Hashimoto and Y. Matsuo, *Escape from black hole analogs in materials: Type-II Weyl semimetals and generic edge states*, Phys. Rev. B **102**, 195128 (2020), doi:[10.1103/PhysRevB.102.195128](https://doi.org/10.1103/PhysRevB.102.195128).
- [13] Y. Kedem, E. J. Bergholtz and F. Wilczek, *Black and white holes at material junctions*, Phys. Rev. Research **2**, 043285 (2020), doi:[10.1103/PhysRevResearch.2.043285](https://doi.org/10.1103/PhysRevResearch.2.043285).
- [14] N. P. Armitage, E. J. Mele and A. Vishwanath, *Weyl and Dirac semimetals in three-dimensional solids*, Rev. Mod. Phys. **90**, 015001 (2018), doi:[10.1103/RevModPhys.90.015001](https://doi.org/10.1103/RevModPhys.90.015001).

- [15] A. A. Soluyanov, D. Gresch, Z. Wang, Q. Wu, M. Troyer, X. Dai and B. A. Bernevig, *Type-ii weyl semimetals*, Nature **527**(7579), 495 (2015), doi:[10.1038/nature15768](https://doi.org/10.1038/nature15768).
- [16] G. E. Volovik, *Topological Lifshitz transitions*, Low Temperature Physics **43**(1), 47 (2017), doi:[10.1063/1.4974185](https://doi.org/10.1063/1.4974185).
- [17] D. Xiao, M.-C. Chang and Q. Niu, *Berry phase effects on electronic properties*, Rev. Mod. Phys. **82**, 1959 (2010), doi:[10.1103/RevModPhys.82.1959](https://doi.org/10.1103/RevModPhys.82.1959).
- [18] M. Udagawa and E. J. Bergholtz, *Field-selective anomaly and chiral mode reversal in type-ii weyl materials*, Phys. Rev. Lett. **117**, 086401 (2016), doi:[10.1103/PhysRevLett.117.086401](https://doi.org/10.1103/PhysRevLett.117.086401).
- [19] C. W. Groth, M. Wimmer, A. R. Akhmerov and X. Waintal, *Kwant: a software package for quantum transport*, New J. Phys. **16**(6), 063065 (2014), doi:[10.1088/1367-2630/16/6/063065](https://doi.org/10.1088/1367-2630/16/6/063065).
- [20] P. G. Silvestrov and P. Recher, *Anomalous equilibrium currents for massive Dirac electrons*, Phys. Rev. B **100**(11), 115404 (2019), doi:[10.1103/PhysRevB.100.115404](https://doi.org/10.1103/PhysRevB.100.115404).
- [21] S. Corley, *Computing the spectrum of black hole radiation in the presence of high frequency dispersion: An analytical approach*, Phys. Rev. D **57**, 6280 (1998), doi:[10.1103/PhysRevD.57.6280](https://doi.org/10.1103/PhysRevD.57.6280).
- [22] U. Leonhardt and S. Robertson, *Analytical theory of Hawking radiation in dispersive media*, New J. Phys. **14**(5), 053003 (2012), doi:[10.1088/1367-2630/14/5/053003](https://doi.org/10.1088/1367-2630/14/5/053003).
- [23] S. S. Hegde, V. Subramanyan, B. Bradlyn and S. Vishveshwara, *Quasinormal Modes and the Hawking-Unruh Effect in Quantum Hall Systems: Lessons from Black Hole Phenomena*, Phys. Rev. Lett. **123**(15), 156802 (2019), doi:[10.1103/PhysRevLett.123.156802](https://doi.org/10.1103/PhysRevLett.123.156802).
- [24] M. K. Parikh and F. Wilczek, *Hawking radiation as tunneling*, Phys. Rev. Lett. **85**, 5042 (2000), doi:[10.1103/PhysRevLett.85.5042](https://doi.org/10.1103/PhysRevLett.85.5042).
- [25] C.-L. Zhang, Z. Yuan, Q.-D. Jiang, B. Tong, C. Zhang, X. C. Xie and S. Jia, *Electron scattering in tantalum monoarsenide*, Phys. Rev. B **95**, 085202 (2017), doi:[10.1103/PhysRevB.95.085202](https://doi.org/10.1103/PhysRevB.95.085202).
- [26] J. Hu, J. Y. Liu, D. Graf, S. M. A. Radmanesh, D. J. Adams, A. Chuang, Y. Wang, I. Chiorescu, J. Wei, L. Spinu and Z. Q. Mao, *π Berry phase and Zeeman splitting of Weyl semimetal TaP*, Scientific Reports **6**(1), 18674 (2016), doi:[10.1038/srep18674](https://doi.org/10.1038/srep18674).
- [27] C.-K. Chan, N. H. Lindner, G. Refael and P. A. Lee, *Photocurrents in weyl semimetals*, Phys. Rev. B **95**, 041104 (2017), doi:[10.1103/PhysRevB.95.041104](https://doi.org/10.1103/PhysRevB.95.041104).
- [28] A. A. Burkov, M. D. Hook and L. Balents, *Topological nodal semimetals*, Phys. Rev. B **84**, 235126 (2011), doi:[10.1103/PhysRevB.84.235126](https://doi.org/10.1103/PhysRevB.84.235126).
- [29] Y. Araki, *Magnetic Textures and Dynamics in Magnetic Weyl Semimetals*, Annalen der Physik **532**(2), 1900287 (2019), doi:[10.1002/andp.201900287](https://doi.org/10.1002/andp.201900287).
- [30] A. Johansson, J. Henk and I. Mertig, *Edelstein effect in Weyl semimetals*, Physical Review B **97**(8) (2018), doi:[10.1103/physrevb.97.085417](https://doi.org/10.1103/physrevb.97.085417).

- [31] S.-Y. Xu, I. Belopolski, D. S. Sanchez, M. Neupane, G. Chang, K. Yaji, Z. Yuan, C. Zhang, K. Kuroda, G. Bian, C. Guo, H. Lu *et al.*, *Spin Polarization and Texture of the Fermi Arcs in the Weyl Fermion Semimetal TaAs*, Phys. Rev. Lett. **116**(9) (2016), doi:[10.1103/physrevlett.116.096801](https://doi.org/10.1103/physrevlett.116.096801).
- [32] K. F. Henrik Bruus, *Many-Body Quantum Theory in Condensed Matter Physics: An Introduction*, OXFORD UNIV PR, ISBN 0198566336 (2004).