






Dynamic Schnyder Woods

Sujoy Bhore¹, Prosenjit Bose², Pilar Cano³, Jean Cardinal³, and John
Iacono^{3,4}

¹ Indian Institute of Science Education and Research Bhopal, India.
sujoy.bhore@gmail.com

² Carleton University, Canada. jit@scs.carleton.ca

³ Université libre de Bruxelles, Belgium. {pilar.cano, jean.cardinal}@ulb.be

⁴ New York University, USA. jiacono@ulb.be

Abstract. A *realizer*, commonly known as Schnyder woods, of a triangulation is a partition of its interior edges into three oriented rooted trees. A *flip* in a realizer is a local operation that transforms one realizer into another. Two types of flips in a realizer have been introduced: *colored flips* and *cycle flips*. A corresponding *flip graph* is defined for each of these two types of flips. The vertex sets are the realizers, and two realizers are adjacent if they can be transformed into each other by one flip. In this paper we study the relation between these two types of flips and their corresponding flip graphs. We show that a cycle flip can be obtained from linearly many colored flips. We also prove an upper bound of $O(n^2)$ on the diameter of the flip graph of realizers defined by colored flips. In addition, a data structure is given to dynamically maintain a realizer over a sequence of colored flips which supports queries, including getting a node's barycentric coordinates, in $O(\log n)$ time per flip or query.

Keywords: Schnyder woods · Realizers · Flips · Dynamic maintenance.

1 Introduction

Schnyder in his seminal work proved that every planar graph with $n \geq 3$ vertices has a plane straight-line drawing in an $(n - 2) \times (n - 2)$ grid [23, 24]. This result was achieved in two parts: First, it was shown that every maximal planar graph admits a decomposition of its interior edges into three trees, called *realizer*; Then, by using the realizer, a straight line embedding can be achieved. The Schnyder tree partitions, commonly referred to as *Schnyder woods*, are an important concept in the area of graph drawing and order dimension theory; see [1, 12, 13, 15, 16]. Schnyder woods have been widely used to obtain combinatorial and algorithmic results for a wide range of problems from various domains, e.g., geometric spanners [3], optimal encoding and uniform sampling of planar maps [22], compact data structures [8], grid drawing [1, 18, 24], etc. Moreover, the connection between Schnyder woods and orthogonal surfaces have been explored over the years; see [2, 14, 17, 18]. Recently, Castelli Aleardi [7] considered *balanced Schnyder woods*, in which the number of incoming edges of each color at each

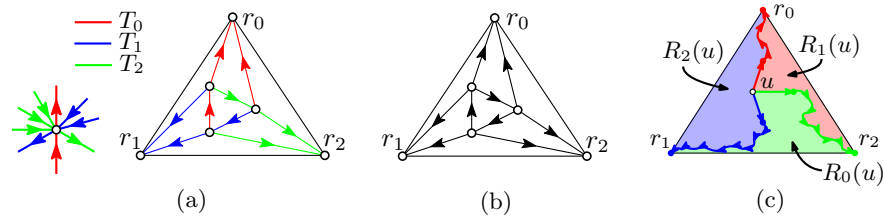


Fig. 1: (a) Example of the counter-clockwise order of the edges entering and leaving the vertex (*left*) and a realizer (*right*). (b) A 3-orientation. (c) Each colored region with its respectively colored path represents a region $R_i(u)$.

vertex is balanced, and provided linear time heuristics. Realizers are useful in designing algorithms for problems in graph drawing, graph encoding and others; see [9, 11, 19]. Brehm [5] and Mendez [21] investigated the suitable operations that transform a realizer of a graph to another realizer of the same graph (see also [4, 26]).

A *flip* in a realizer is a local operation that transforms one realizer into another. Two types of flips in a realizer have been introduced: *colored flip* and *cycle flip* (see Section 3). A corresponding *flip graph* is defined for each of these two types of flips, the vertex sets of which are the realizers, and two realizers are adjacent if they can be transformed into each other by one flip.

Our Contribution. We describe Schnyder woods and related constructions in Section 2. In Section 3 we show that if an edge e admits a diagonal flip in a triangulation T , then there exists a realizer R of T where the oriented edge e admits a colored flip in R (Section 3.1). Later, we show that a cycle flip can be obtained from linearly many colored flips (Section 3.2). Using these two results, we prove an upper bound of $O(n^2)$ on the diameter of the flip graph of realizers defined by colored flips (Section 3.3). Finally, in Section 4 we present a data structure to dynamically maintain a realizer under colored flips while supporting queries to a corresponding straight line embedding over a sequence of colored flips in $O(\log n)$ time per update or query.

2 Schnyder Woods

In this section we define a realizer and two other structures that are a bijection with realizers.

A *triangulation* is a maximal planar graph (all faces are triangles), with a fixed outer face.

Definition 1. A realizer, of a triangulation T is a partition of its interior edges into three sets T_0, T_1 and T_2 of directed edges such that for each interior vertex u the following holds:

1. Vertex u has out-degree exactly one in each of T_0, T_1 and T_2 in counter-clockwise order.

2. All incoming edges of T_i adjacent to u occur between the outgoing edge of T_j and T_k for distinct $i, j, k \pmod 3$. See Fig. 1(a).

Each tree T_i of a realizer has as root r_i , one of the vertices in its outer face, and each vertex in the outer face is a sink in the directed graph defined by the given realizer. Note that a realizer can be represented as a 3-coloring of its interior edges. See Fig. 1(a). Schnyder defined realizers of triangulations in [23, 24] and proved that any triangulation with $n \geq 3$ vertices has a realizer.

Definition 2. A 3-orientation of a triangulation $T = (V \cup \{r_0, r_1, r_2\}, E)$ is an orientation of the edges of T such that each vertex has out-degree 3 except three special vertices r_0, r_1, r_2 that are sinks and define the outer face of T . See Fig. 1(b)

In [10] de Fraysseix and de Mendez showed that any triangulation T admits a 3-orientation of its interior edges and that the realizers of a triangulation T form a bijection with 3-orientations of T .

Definition 3. A barycentric representation⁵ of a triangulation T is an injective function $u \in V(T) \mapsto (u_0, u_1, u_2) \in \mathbb{R}^3$ that satisfies the conditions:

1. $u_0 + u_1 + u_2 = 1$ for all vertices $u \in V(T)$.
2. For each edge uv and each vertex $w \notin \{u, v\}$, there is some $i \pmod 3$ such that $(u_i, u_{i+1}) \prec (w_i, w_{i+1})$ and $(v_i, v_{i+1}) \prec (w_i, w_{i+1})$, where \prec represents the lexicographic order.

For each interior vertex u of T we denote by $P_i(u)$ the path in T_i from u to its root r_i with $i \pmod 3$. For each interior vertex u its paths $P_0(u), P_1(u)$ and $P_2(u)$ divide the triangulation into three disjoint regions $R_0(u), R_1(u)$ and $R_2(u)$ where $R_i(u)$ denotes the region defined by the vertices in path $P_{i+1}(u) \setminus \{u\}$ and the interior vertices enclosed by paths $P_{i-1}(u)$ and $P_{i+1}(u)$. See Fig. 1(c). The following lemma about these regions was shown in [24].

Lemma 1 (Schnyder [24]). For every different pair of interior vertices u and v of a triangulation it holds that if $v \in R_i(u) \cup P_{i-1}(u)$, then $R_i(v) \subset R_i(u)$.

Let $|R_i(u)|$ and $|P_i(u)|$ denote the number of vertices in $R_i(u)$ and $P_i(u)$, respectively. Let $f : V(T) \mapsto \mathbb{R}^3$ be the function defined as follows. For each interior vertex u in T , $f(u) = \frac{1}{n-1}(|R_0(u)|, |R_1(u)|, |R_2(u)|)$, and for each root $r_i \in T_i$, $f(r_i)$ has its i th coordinate equal to $n-1$, its $(i+1)$ th coordinate equal to 1 and its $(i+2)$ th coordinate equal to 0. Schnyder [24] showed that f defines barycentric coordinates of the vertices of T . Thus, every triangulation admits a barycentric representation that is in correspondence with a realizer.

3 Flips

In this section we study the relationship between a *diagonal flip* in triangulations with $n \geq 4$ vertices, a *colored flip* in a realizer and a *cycle flip* of a realizer of a triangulation. See Fig. 2.

⁵ Note that this is called *weak* barycentric representation in [24].

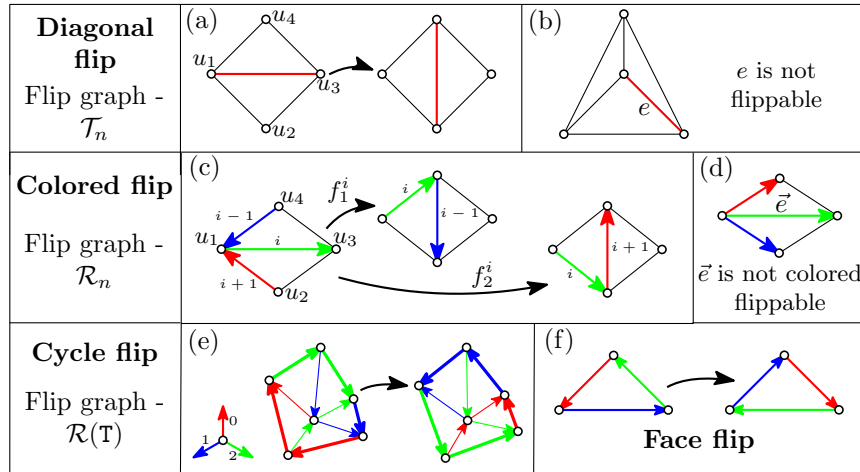


Fig. 2: Illustration of a diagonal flip, colored flip, cycle flip and face flip.

A *diagonal flip* in a triangulation T is the operation that exchanges the diagonal u_1u_3 of a quadrilateral $u_1u_2u_3u_4$ in T by the diagonal u_2u_4 . See Fig. 2(a). The *flip graph of triangulations* \mathcal{T}_n of n vertices is defined as the graph with vertex set defined by all distinct triangulations on n vertices and two vertices of \mathcal{T}_n are adjacent if their corresponding triangulations can be transformed into each other by exactly one diagonal flip. We say that the diagonal u_1u_3 of a quadrilateral $u_1u_2u_3u_4$ in T is *flippable* if the edge u_2u_4 is not in T . See Fig. 2(b).

Wagner [26] showed that the flip graph \mathcal{T}_n is connected: Any triangulation of n vertices can be transformed into another by a finite sequence of diagonal flips. Given that a realizer is an orientation of the edges of a triangulation, it is natural to ask whether these flips can be extended to realizers. In other words, whether there exist local functions that transform one realizer into another. Bonichon et al. [4] defined flips in realizers that map to diagonal flips in the underlying triangulation.

We refer to edge $u\vec{v}$ of a realizer of a triangulation T as the oriented edge uv of T .

Definition 4. A colored flip in a realizer of edge $u_1\vec{u}_3$ with respect to $u_2\vec{u}_1$ of the quadrilateral $u_1u_2u_3u_4$ is the operation that exchanges the edges $u_1\vec{u}_3$ and $u_2\vec{u}_1$ in tree T_i and T_j , by the edges $u_1\vec{u}_2$ and $u_2\vec{u}_4$, respectively. There are two types of colored flips denoted f_1^i or f_2^i given in Fig. 2(c).

A colored flippable edge preserves all realizers after it is flipped.

Note that there might be edges that are flippable in T that are not colored flippable as shown in Fig. 2(d). However, Bonichon et al. [4] showed that the colored flip graph, denoted \mathcal{R}_n , is connected. Their proof relies on the fact that the flip graph restricted to colored flips of the type f_1^i defines a bounded poset as does the one restricted to their inverse f_2^i .

For simplicity, we only refer to a directed cycle as a *cycle* in a directed graph. Brehm [5] defines cycle flips between 3-orientations of a given triangulation, with its corresponding definition for realizers.

Definition 5. *A cycle flip in a realizer R is the operation that reverses the orientation of a cycle \mathcal{C} such that if \mathcal{C} is counter-clockwise oriented (resp. clockwise oriented), then:*

1. *the color of each edge in \mathcal{C} is exchanged by the color succeeding (resp. preceding) its original color,*
2. *for each edge inside \mathcal{C} the new color is set to be the color preceding (resp. succeeding) its original color, and*
3. *the color of all other edges is unchanged. See Fig. 2(e).*

A face flip of a realizer R is a cycle flip of a cycle of length 3 defined by the edges of a face. See Fig. 2(f).

Brehm [5] showed that given a 4-connected triangulation \mathbf{T} , the flip graph of face flips $\mathcal{R}(\mathbf{T})$ of the realizers of \mathbf{T} is connected. The proof is obtained by showing that the structure of flipping counter-clockwise faces into clockwise defines a poset, similar to the proof of colored flips.

In this section, we provide a new proof of the connectivity of \mathcal{R}_n using the relation between colored flips and cycle flips. In addition, we prove an upper bound on the diameter of \mathcal{R}_n . In order to show that \mathcal{R}_n is connected we divide this section as follows. In Subsection 3.1 we show that for any flippable edge uv in a triangulation \mathbf{T} there exists a realizer R of \mathbf{T} that admits a colored flip in edge uv . In Subsection 3.2 we show that any cycle flip in a realizer R can be obtained by a sequence of a linear number of colored flips. In Subsection 3.3, we conclude, using the results from the two previous subsections, that two realizers R and R' can be transformed into each other by $O(n^2)$ colored flips.

3.1 Diagonal flips and colored flips

In this subsection we show that there exists a realizer R of a triangulation \mathbf{T} for each flippable edge e in \mathbf{T} in which the oriented edge e in R is colored flippable.

Lemma 2. *Let \mathbf{T} be a triangulation and R be a realizer of \mathbf{T} . Let uv be a flippable edge in \mathbf{T} where uv is the diagonal of the quadrilateral $uwvz$. If \vec{uv} is not colored flippable in R , then there exists a cycle \mathcal{C} in R that passes through either \vec{uw} or \vec{uz} in R but avoids \vec{uv} , that can be found in $O(n)$ time.*

Proof. Note that if either the edge \vec{wu} or \vec{zu} is in R , then \vec{uv} is colored flippable in R and the result holds. Thus, both \vec{uw} and \vec{uz} are in R . See Fig. 3(a). Let $i \pmod 3$ be the label of \vec{uv} in R , hence the labels of \vec{uw} and \vec{uz} are $i + 1$ and $i - 1$ module 3, respectively.

Since uv is flippable, it follows that at least one of w or z is an interior vertex of \mathbf{T} . Assume without loss of generality that such vertex is w . Consider the paths $P_{i+1}(w)$ and $P_{i+1}(u)$. Note that both paths are of length at least 1, since both u and w are interior vertices of \mathbf{T} . Since $w \in P_{i-1}(u)$, by Lemma 1

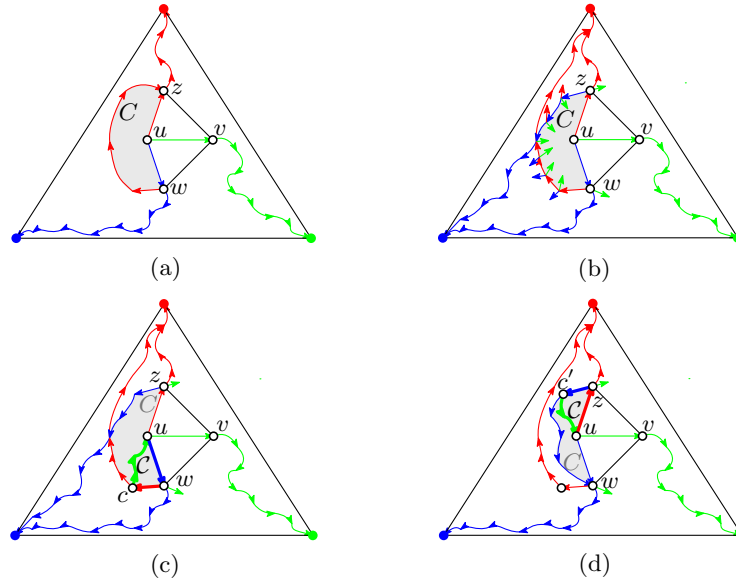


Fig. 3: An illustration of Theorem 1: (a) Vertex z is in $P_{i+1}(w)$. (b) Vertex z is not in $P_{i+1}(w)$. (c) The heavier cycle \mathcal{C} when $(P_{i+1}(w) \setminus \{w\}) \cap \mathcal{C} \neq \emptyset$. (d) The heavier cycle \mathcal{C} when $(P_{i+1}(w) \setminus \{w\}) \cap \mathcal{C} = \emptyset$.

the path $P_{i+1}(w)$ lies in $R_i(u)$. For the same reason, if z is an interior vertex of \mathbb{T} , then the path $P_{i-1}(z)$ lies in $R_i(a)$ as well. See Figs. 3(a) and 3(b). Let \mathcal{C} be a closed region defined by the following boundary: If $P_{i+1}(w) \cap P_{i+1}(u) = z$, then $\partial\mathcal{C} = w \cup P_{i+1}(w) \cup zuw$. See Fig. 3(a). Otherwise, $\partial\mathcal{C} = w \cup P_{i+1}(w) \cup (P_{i+1}(w) \cap P_{i-1}(z)) \cup P_{i-1}(z)^{-1} \cup zuw$. See Fig. 3(b).

Note that by definition of realizer, each vertex in $\partial\mathcal{C} \setminus \{u, w, z\}$ has its outgoing edge of T_i in \mathcal{C} . Similarly, by definition of realizer, each vertex in $(P_{i+1}(w) \cap \partial\mathcal{C}) \setminus \{w\}$ and $(P_{i-1}(z) \cap \partial\mathcal{C}) \setminus \{z\}$ has its outgoing edge of T_{i-1} and T_{i+1} outside \mathcal{C} , respectively. See Fig. 3(b). In addition, by Definition of realizer, we have that an incoming edge from T_i of an interior vertex x in \mathbb{T} lies between its outgoing edges from T_{i+1} and T_{i-1} . Thus, if a vertex in $\partial\mathcal{C} \setminus \{u\}$ has an incoming edge from T_i , such edge is not in \mathcal{C} . Therefore, for each vertex $x \in \partial\mathcal{C} \setminus \{u, z, w\}$ its path $P_i(x)$ passes through u .

Since uv is flippable, it follows that $\partial\mathcal{C} \setminus \{u, z, w\} \neq \emptyset$. Let \mathcal{C} be a cycle in R as follows: If $(P_{i+1}(w) \setminus \{w\}) \cap \partial\mathcal{C} \neq \emptyset$, then let $\mathcal{C} = uwc \cup P_i(c)a$, which is a cycle in R with c the first vertex after w in $P_{i+1}(w)$. See Fig. 3(c). Otherwise, let $\mathcal{C} = uzc' \cup P_i(c')u$, which is a cycle in R with c' the first vertex after z in $P_{i-1}(z)$. See Fig. 3(d). \square

Brehm [5] showed that applying a cycle flip to a realizer R of a triangulation \mathbb{T} transforms R into another realizer R' of \mathbb{T} . Thus, Lemma 2 implies the following.

Theorem 1. *Let e be a flippable edge in a triangulation T . Then, there exists a realizer R of T where the oriented edge \vec{e} in R is colored flippable.*

Proof. Consider an arbitrary realizer R of T and let $\vec{e} = \vec{u\bar{v}}$ be the orientation of e in R . Let $uvwz$ be the quadrilateral in T with diagonal wv given in counter-clockwise order. If $\vec{u\bar{v}}$ admits a colored flip in R , then the statement holds. If $\vec{u\bar{v}}$ is not colored flippable, then from Lemma 2 there exists a cycle C that passes through either $\vec{u\bar{w}}$ or $\vec{u\bar{z}}$ in R and does not pass through $\vec{u\bar{v}}$.

Let R' be the oriented graph when flipping C . Hence, either $\vec{w\bar{u}}$ or $\vec{z\bar{u}}$ is in R' . In addition, edge $\vec{u\bar{v}}$ is in R' , since it does not lie in the interior of C in R . By Brehm [5] the directed graph R' is a realizer of T different from R . Therefore, $\vec{u\bar{v}}$ is colored flippable in R' . \square

3.2 Cycle flips and colored flips

In this subsection we will show that any cycle flip of a realizer results from an $O(n)$ sequence of colored flips.

We say that a triangle Δ (not necessarily a face) in T is *three-colored* in R if each pair of edges have different colors. From the Definition 1 we observe the following.

Observation 2. *A triangle Δ is three-colored in R if and only if Δ is a cycle in R .*

Now, we show that a face flip results from two colored flips.

Lemma 3. *Let F be an oriented face in a realizer R . Then, F can be face flipped by two consecutive colored flips.*

Proof. Consider the oriented face $F = u_1u_2u_3$ in the realizer R . Let R' be the realizer obtained when F is face flipped by $F' = u_3u_2u_1$. Without loss of generality assume that F is counter-clockwise oriented and that edge u_1u_2 has label $i \bmod 3$ in R . Since F is a three-colored triangle, all u_1, u_2 and u_3 are interior vertices. Hence, u_1u_2 is the diagonal of a quadrilateral $u_1u_4u_2u_3$, see Fig. 4(a). Note that edge u_1u_2 is flippable in T : otherwise, either u_2 or u_1 is a vertex of degree 3 in T but with less than three outgoing edges. Which contradicts that R is a realizer. Since F is counter-clockwise oriented, R admits a f_1^i colored flip in the edge u_1u_2 with respect to u_3u_1 . Let R^2 be the resulting realizer when applying such flip. Thus, the orientation of $u_3\vec{u}_1$ changes to $u_1\vec{u}_3$ and is re-labelled by i . In addition, the edge $u_1\vec{u}_2$ by $v_3\vec{v}_4$ and with label $i - 1$. Now, note that R^2 admits an f_1^{i-1} colored flip in the edge $u_3\vec{u}_4$ with respect to $v_2\vec{v}_3$. Consider the resulting realizer R^3 when applying such colored flipped in R^2 . Then, the edge $u_2\vec{u}_3$ changes its orientation to $u_3\vec{u}_2$ and label by $i - 1$. In addition, the edge $u_3\vec{u}_4$ is exchanged by $u_2\vec{u}_1$ with label $i + 1$. Note that the face $u_1u_2u_3$ is now clockwise oriented in R^3 and the label of each edge of F in R is labelled by its successor in R^3 . Even more, since none other edge has been changed, it follows that F was face flipped in R^3 . Therefore, $R^3 = R'$.

The reverse follows from the fact that f_2 colored flips are the inverse of f_1 colored flips. \square

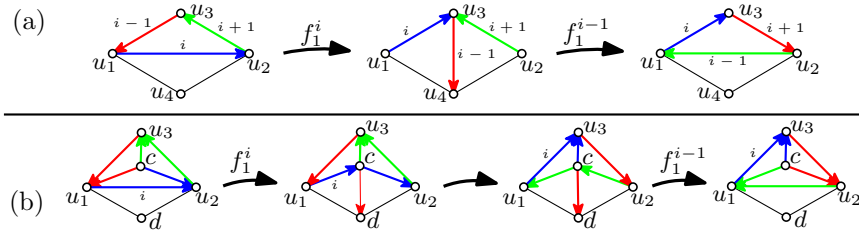


Fig. 4: (a) Illustration of Lemma 3. (b) Illustration of Lemma 5.

The following lemma will be important for the next results.

Lemma 4. [Brehm [5]] *Let \mathbf{T} be a triangulation and let \mathcal{C} be a counter-clockwise cycle (resp. clockwise cycle) of length at least 4 in a realizer R of \mathbf{T} that contains no separating triangles. Then, \mathcal{C} can be cycle flipped by a sequence of face flips of its interior faces where each face is flipped exactly once and it is oriented counter-clockwise (resp. clockwise) before it is flipped.*

Using Lemmas 3 and 4 we obtain the next result.

Corollary 1. *Let \mathbf{T} be a triangulation and let \mathcal{C} be a cycle of length ≥ 4 in a realizer R of \mathbf{T} with m interior faces and it does not contain separating triangles. Then, \mathcal{C} can be cycle flipped by a sequence of $2m$ colored flips.*

Note that from Obs. 2 and definition of realizer, follows that the interior edges adjacent to the vertices of a cycle that is a separating triangle in R are incoming edges. Using this fact we observe the following.

Observation 3. *Let $\mathcal{C} = u_1u_2u_3$ be a counter-clockwise (resp. clockwise) cycle that is a separating triangle in a realizer R . Consider its interior face cu_ju_{j+1} for any $j \bmod 3$. Then, R admits an f_1^i (resp. f_2^i) colored flip in the edges cu_j and u_ju_{j+1} .*

Lemma 5. *Let \mathcal{C} be a cycle that is a separating triangle in a realizer R with m interior faces and no interior separating triangles. Then, \mathcal{C} can be cycle flipped by a sequence of $2m$ colored flips.*

Proof. Let $\mathcal{C} = u_1u_2u_3$ be a counter-clockwise (resp. clockwise) cycle and consider its interior face u_1cu_2 and $u_1\bar{u}_2$ with label $i \bmod 3$. From Obs. 3 we can apply a colored flip to u_1u_2 with respect to $c\bar{u}_1$ from a quadrilateral u_1cu_2d in \mathbf{T} . Let R' be the resulted realizer when applying such colored flip. See Fig. 4(b). Note that the edges $u_1\bar{c}, c\bar{u}_2, u_2\bar{u}_3$ and $u_3\bar{u}_1$ define a counter-clockwise cycle (resp. clockwise cycle) in R' with $m-1$ interior faces. Let \mathcal{C}' be such cycle. Let R'' be the resulted realizer when applying a cycle flip to \mathcal{C}' . From Corollary 1 it follows that R'' is obtained from R' by a sequence of $2(m-1)$ colored flips.

Note that all interior edges of \mathcal{C}' and edge $c\bar{u}_1$ are labelled in R'' by its preceding label (resp. succeeding label) in R . Also, edges u_2u_3, u_3u_1 and cu_2

have opposite orientation in R'' and its label in R'' is the succeeding (resp. preceding label) from R . Finally, R'' admits a colored flip in \vec{cd} with respect to edge u_2c . Let R^3 be the resulted realizer when applying such colored flip. Note that $c\vec{u}_2$ had label i in R as $u_1\vec{u}_2$ in R . See Fig. 4(b). Hence, R^3 corresponds to a cycle flip of \mathcal{C} in R . Therefore, \mathcal{C} can be cycle flipped by a sequence of $2m - 2 + 2 = 2m$ colored flips. \square

We say that a separating triangle in a cycle \mathcal{C} is *maximal* if it is not contained in another separating triangle contained in \mathcal{C} . Next, we show that any cycle flip is a sequence of $2m$ colored flips.

Lemma 6. *Let \mathcal{C} be a cycle with m interior faces in a realizer R . Then, \mathcal{C} can be cycle flipped by a sequence of $2m$ colored flips.*

Proof. If \mathcal{C} does not contain a separating triangles, then from Corollary 1 and Lemma 5 the statement holds. Now, let us assume that \mathcal{C} contains $t \geq 1$ separating triangles.

Let us show that \mathcal{C} can be cycle flipped by a sequence of $2m$ colored flips. We proceed by induction on t .

First, if \mathcal{C} has length at least 4, we denote $R' = R$ and $\mathcal{C}' = \mathcal{C}$ a cycle in R' and $m' = m$. If $\mathcal{C} = u_1u_2u_3$ is of length 3, i.e., is a separating triangle, we define R' , \mathcal{C}' and m' as follows. Consider its interior face cu_1u_2 and label i of $u_1\vec{u}_2$. From Obs. 3 we can apply a colored flip to u_1u_2 from a quadrilateral u_1cu_2d in T such that $c\vec{u}_1$ is re-oriented to $u_1\vec{c}$ with label i and $u_1\vec{u}_2$ is exchanged by \vec{cd} with same label as $c\vec{u}_1$ in R . Let R' be the resulted realizer when applying such colored flip to R . Note that the edges $u_1\vec{c}$, $c\vec{u}_2$, $u_2\vec{u}_3$ and $u_3\vec{u}_1$ define a cycle in R' and is oriented as \mathcal{C} . Let \mathcal{C}' be such cycle. Note that \mathcal{C}' contains $m' = m - 1$ interior faces and at most t separating triangles.

[Base case] Assume $t = 1$. Consider the interior separating triangle Δ of \mathcal{C}' and let m'' be the number of interior faces in Δ . Let \mathcal{C}'' be the resulting cycle when removing the interior vertices in Δ . From Lemma 4, \mathcal{C}'' can be cycle flipped from R'' by a sequence of $m' - m'' + 1$ many face flips. Note that when applying the colored flips for face flipping each face F in \mathcal{C}'' , the rest of the edges are unchanged. In addition, since each face is face flipped exactly once on the same direction as \mathcal{C}' , it follows that replacing the face flip defined by Δ in \mathcal{C}'' by a cycle flip of Δ , the interior edges in Δ have the corresponding new labelling. Thus, \mathcal{C}' can be cycle flipped by a sequence of $m' - m''$ face flips and a cycle flip of Δ . From Lemmas 3 and 5 we obtain that \mathcal{C}' can be cycle by a sequence of $2m'$ colored flips.

If \mathcal{C} is of length at least 4, the statement holds. Otherwise, note since \mathcal{C}' had the same orientation as \mathcal{C} , then when applying the cycle flip to \mathcal{C}' we obtained $cu_2u_3u_1$ in the resulted realizer R'' , where all of its interior edges are interior edges in \mathcal{C} and were re-label as desired. Similarly, the orientation and labels of u_1u_3 and u_2u_3 were changed as desired. In addition, edge cu_1 was re-oriented twice (applying the colored flip to u_1u_2) with the corresponding labelling. It remains to re-orient edge u_2c once and flip cd . In fact, R'' admits a colored flip in edges \vec{cd} and u_2c . Let R^3 the resulting realizer when applying the colored

flip to \vec{cd} . Note that R^3 contains the cycle $u_3u_2u_1$ and edge $c\vec{u}_2$ with the desired labelling as for a cycle flip. Thus, \mathcal{C} can be cycle flip by a sequence of $2+2m' = 2m$ colored flips.

[Inductive Hypothesis] \mathcal{C} can be cycle flipped by a sequence of $2m$ colored flips if it contains $t - 1 \geq 1$ separating triangles.

[Inductive step] Assume \mathcal{C}' contains t separating triangles. Let $\Delta_1, \dots, \Delta_k$ be the maximal separating triangles in \mathcal{C}' with m_1, \dots, m_k interior faces, respectively. Let \mathcal{C}'' be the resulting cycle when removing the interior vertices of each $\Delta_1, \dots, \Delta_k$. Again, \mathcal{C}'' is a cycle of length at least 4 with no separating triangles. By Lemma 4, \mathcal{C}'' can be cycle flipped by a sequence of $m' - (\sum_{j=1}^k m_j) + k$ face flips. Analogously as in the base case, we have that each face flip of a triangle Δ_j in \mathcal{C}'' corresponds as a cycle flip of Δ_j in \mathcal{C}' . Since each Δ_j contains at most $t - 1$ separating triangles, by inductive hypothesis, we obtained that \mathcal{C}' can be cycle flipped by a sequence of $2(m' - \sum_{j=1}^k m_j) + 2 \sum_{j=1}^k m_j = 2m'$ colored flips.

Analogously as in the base case, if \mathcal{C} is of length at least 4, the statement holds. Otherwise, since \mathcal{C}' had the same orientation as \mathcal{C} , then when applying the cycle flip to \mathcal{C}' we obtained $cu_2u_3u_1$ in the resulted realizer R'' and R'' admits a colored flip in edges \vec{cd} and $u_2\vec{c}$. Let R^3 the resulting realizer when applying the colored flip to \vec{cd} . Note that R^3 contains the cycle $u_3u_2u_1$ and edge $c\vec{u}_2$ with the desired labelling as for a cycle flip. Thus, \mathcal{C} can be cycle flip by a sequence of $2 + 2m' = 2m$ colored flips. \square

3.3 A bound on the diameter of \mathcal{R}_n

Komuro [20] proved that the diameter of \mathcal{T}_n is $O(n)$ while the edges of the outer face are fixed⁶. Using this and previous results we obtain the desire theorem.

Theorem 4. *A given realizer of a triangulation of n vertices is at colored flip distance $O(n^2)$ to any other realizer in \mathcal{R}_n .*

Proof. Let R and R' be two different realizers in \mathcal{R}_n and consider its underlying triangulations T and T' , respectively. Let T'' be the triangulation with vertices r_0 and r_1 on its outerface adjacent to all the vertices. T'' has a unique realizer [5]. From Komuro [20], T and T' can be transformed into T'' by $O(n)$ diagonal flips. Hence, from Theorem 1 it follows that R and R' can be transformed into each other by a sequence of $O(n)$ colored flips and a cycle flip in between such flips. Since there can be cycles with $O(n)$ interior faces, from Lemma 6 it follows that R and R' can be transformed into each other by $O(n^2)$ colored flips. \square

4 Dynamic maintenance

In this section we study the problem of maintaining a realizer over a sequence of colored flips.

⁶ The best bound known is in [6] but their procedure might change the outerface.

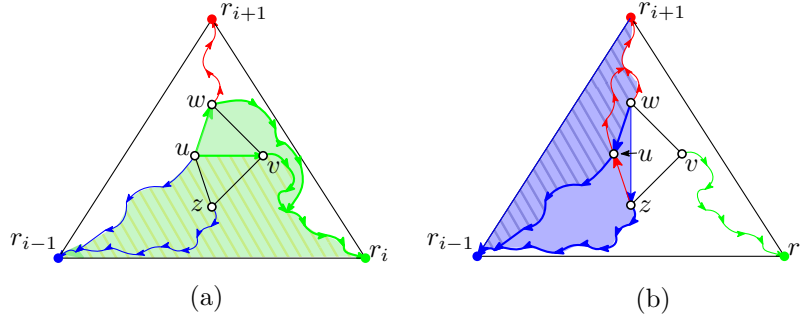


Fig. 5: (a) The filled area corresponds to $R'_{i+1}(u) = R_{i+1}(w) \cup \{w\}$ and the tiled one corresponds to $R_{i-1}(u)$. (b) The filled area corresponds to $R'_i(w) = R_i(w) \cup R_i(z)$ and the tiled area corresponds to $R_i(w)$.

Let $T_i(u)$ denote the subtree of T_i rooted at vertex u . Let R be a realizer and let R' be the resulted realizer when applying an f_1^i (resp. f_2^i) colored flip to $\vec{u}\vec{v}$ with respect to edge $\vec{w}\vec{u}$ in quadrilateral $uwvz$. Define $c(u) = |R_{i-1}(w)| - |R_{i-1}(u)| + 1$ (resp. $c(u) = |R_{i+1}(u)| - |R_{i+1}(w)| + 1$) and define $c(w)$ as follows: If $\vec{u}\vec{z} \in R$, then $c(w) = -1$ (resp. $c(w) = 0$). Otherwise, $c(w) = |R_i(u)| - |R_i(z)|$ (resp. $c(w) = |R_i(z)| - |R_i(u)| - 1$).

Consider the labels i and j of $\vec{u}\vec{v}$ and $\vec{w}\vec{u}$, respectively. We observe that the only change made when applying a colored flip to $\vec{u}\vec{v}$ are the paths passing through edges $\vec{u}\vec{v}$ and $\vec{u}\vec{w}$. These paths are exactly the paths $P_i(x)$ for all $x \in T_i(u)$ and $P_j(y)$ for all $y \in T_j(w)$. Thus, the only vertices changing its regions are the ones in $T_i(u)$ and $T_j(w)$. Moreover, the i -th region of any $x \in T_i(u)$ and the j -th region of any $y \in T_j(w)$ remain unchanged. Thus, the regions $R_{i-1}(x)$ and $R_{i+1}(x)$ exchange elements for all $x \in T_i(u)$. The same applies to elements in $T_j(w)$. More precisely, we obtain the following lemma.

Lemma 7. *Let R be a realizer and let R' be the resulted realizer when applying a colored flip to $\vec{u}\vec{v}$ with respect to edge $\vec{w}\vec{u}$ in quadrilateral $uwvz$ with labels i and j , respectively. Let $c(u)$ and $c(w)$ defined as above. Then,*

1. *For all x in $T_i(u)$, $|R'_{i-1}(x)| - |R_{i-1}(x)| = c(u)$ and $|R'_i(x)| = |R_i(x)|$.*
2. *For all y in $T_j(w)$, $|R'_{j-1}(y)| - |R_{j-1}(y)| = c(w)$ and $|R'_j(y)| = |R_j(y)|$.*
3. *The regions of any vertex in $V(R) \setminus (V(T_i(u) \cup T_j(w)))$ remain the same.*

Proof. Note that the only change made when applying a colored flip to $\vec{u}\vec{v}$ are the paths passing through edges $\vec{u}\vec{v}$ and $\vec{u}\vec{w}$. These paths are exactly the paths $P_i(x)$ for all $x \in T_i(u)$ and $P_j(y)$ for all $y \in T_j(w)$. Thus, the regions of any vertex in $V(R) \setminus (V(T_i(u) \cup T_j(w)))$ remain the same.

From Lemma 1 we note that each $x \in T_i(u)$ is in $R_i(u)$. Since the paths in $R_i(u)$ are unchanged in R' , it follows that $R'_i(x) = R_i(x)$ for all $x \in T_i(u)$. Similarly, we show that $R'_j(y) = R_j(y)$ for all $y \in T_j(w)$.

Now, we assume $j = i - 1$. Let us show that $|R'_{i-1}(x)| = |R_{i-1}(x)| + c(u)$. Since $u \in P_i(x)$ for each $x \in T_i(u) \setminus \{u\}$, $u \in R_{i-1}(x)$. In addition, since

$x \in R_i(u)$, $(R_{i-1}(x) \setminus R_{i-1}(u)) \subset R_i(u)$ which remains unchanged. Hence, $|R'_{i-1}(x)| = |R_{i-1}(x)| - |R_{i-1}(u)| + |R'_{i-1}(u)|$. On the other hand, note that $P_{i-1}(u) \subset P_{i-1}(w)$. Hence, $R_{i+1}(u) \subset R_{i+1}(w)$. Note that $R'_{i+1}(u)$ is given by the region between paths $P_{i-1}(u)$ and $uw \cup P_i(w)$, which is exactly $R_{i+1}(w) \cup \{w\}$. See Fig 5(a). Hence, $|R'_{i+1}(u)| - |R_{i+1}(u)| = |(R_{i+1}(w) \cup \{w\}) \setminus R_{i+1}(u)| = -c(u)$. Therefore, $|R'_{i-1}(x)| = |R_{i-1}(x)| + c(u)$ for all $x \in T_i(u)$.

Finally, let us show that $|R'_{i+1}(y)| = |R_{i+1}(y)| + c(w)$ for all $y \in T_{i+1}(w)$. Since $w \in P_{i-1}(y)$ for each $y \in T_{i-1}(w) \setminus \{w\}$, $R_{i+1}(w) \in R_{i+1}(y)$. In addition, since $y \in R_{i-1}(w)$, $(R_{i+1}(y) \cap R_{i-1}(w)) \subset R_{i+1}(y)$ which remains unchanged. Hence, $|R'_{i+1}(y)| = |R_{i+1}(y)| - |R'_{i+1}(w)| + |R_{i+1}(w)|$.

On the other hand, if $u\vec{z} \in R$: then $P_{i-1}(w) = (wvz) \cup P_{i-1}(z)$. Since v is the only new vertex in the interior of $R'_{i+1}(w)$ and $|P'_{i+1}(w)| - |P_{i+1}(w)| = -1$, it follows that $|R'_{i+1}(w)| - |R_{i+1}(w)| = -1$. Now, consider the case $z\vec{u} \in R$: then $P_{i+1}(u) \subset P_{i+1}(z)$. Hence, $R_i(u) \subseteq R_i(z)$. In addition, since $w\vec{u} \in R$, we have that $P_{i-1}(u) \subset P_{i-1}(w)$ and $R_i(u) \subseteq R_i(w)$. Thus, $R_i(z) \cap R_i(w) = R_i(u)$. Therefore, $|R'_{i+1}(w)| - |R_{i+1}(w)| = -|R_i(z) \setminus R_i(w)| = |R_i(u)| - |R_i(z)| = c(w)$. See Fig 5(b). Therefore, $|R'_{i+1}(y)| = |R_{i+1}(y)| + c(w)$ for every $y \in T_{i-1}(w)$.

The case when $j = i + 1$ is symmetric. \square

A *link/cut tree* is a data structure proposed by Sleator and Tarjan [25] that maintains a forest of vertex-disjoint rooted trees with cost in its vertices under two dynamic operations: LINK and CUT (see table below). The link/cut tree supports the operations 1–6 from table below in worse case $O(\log n)$ time.

The data structure. Consider a data structure of a realizer R as a set of three link/cut trees defined by each tree T_0, T_1, T_3 . In each vertex u we store its parent $\text{PARENT}_i(u)$ in T_i for each $i \bmod 3$, its initial barycentric coordinates $\text{IN-COORDINATES}(u)$ and two costs: $\text{D-COST}_i(u)$ and $\text{R-COST}_i(u)$. Where D-COST_i refers to the distance of u to the root r_i of T_i and the R-COST_i refers to the difference between the initial $(i - 1)$ th coordinate with the current $(i - 1)$ th coordinate of u . Precisely, $\text{R-COST}_i(u)$ is the amount that has to be added to the initial $(i - 1)$ th coordinate and subtracted to the initial $(i + 1)$ th coordinate. The initial R-COST is 0. We define extra functions for our data structure in lines 7–11 from the table below. Using this data structure we obtain the next theorem.

| | | |
|----|------------------------|--|
| 1 | LINK(u, v) | Add edge uv . |
| 2 | PARENT(u) | Return parent of vertex u . |
| 3 | CUT(u) | Delete edge $v\text{PARENT}(v)$. |
| 4 | COST(u) | Return current cost in u |
| 5 | T-UPDATECOST(u, x) | Add x to the cost of all vertices in subtree $T(u)$. |
| 6 | LEASTCOMMON(u, v) | Return least common ancestor in T of u and v . |
| 7 | LABEL(u, v) | Return label of edge uv . |
| 8 | ORIENTATION(u, v) | Return orientation of edge uv . |
| 9 | IN-COORDINATES(u) | Return initial barycentric coordinates of vertex u . |
| 10 | COORDINATES(u) | Return current barycentric coordinates of u . |
| 11 | FLIP(u, v, w, z) | Apply colored flip to edge $u\vec{v}$ with respect to $w\vec{u}$. |

Theorem 5. *A realizer of a triangulation can be maintained in $O(\log n)$ per FLIP. Furthermore, queries ORIENTATION, LABEL, COORDINATES, LEASTCOMMON_{*i*} and D-COST_{*i*} can be obtained in $O(\log n)$ amortized time.*

Proof. Consider the procedures define below.

From [25] PARENT and IN-COORDINATES take $O(1)$ time and T-UPDATECOST_{*i*} takes worst case $O(\log n)$ time. Since $|R_{i+1}(u)| = n - 1 - |R_i(u)| - |R_{i-1}(u)|$, it follows that COORDINATES(*u*) is correct. Since IN-COORDINATES takes constant time and R-COST was called exactly three times, it follows that COORDINATES can be obtained in $O(\log n)$ time. Since the functions ORIENTATION and LABEL are calling PARENT at most 6 times, ORIENTATION and LABEL can be obtained in $O(1)$ time. Since D-COST_{*i*} and R-COST_{*i*} behave as COST from a link/cut tree, then both can be obtained in $O(\log n)$. It remains to analyse FLIP. Note that in line 18 the function removes edges \vec{uv} and \vec{uw} . In line 19 the new edges \vec{vw} and \vec{wz} are added. Thus, FLIP does the desired colored flip. Line 20 changes the R-COST and D-COST for each vertex in the subtree $T_i(u)$ by $c(u)$ and $d(u)$, respectively. Similarly, in the subtree $T_j(w)$ by $c(w)$ and $d(w)$, respectively. From Lemma 7 updated R-COST_{*i*} is correct. Therefore, FLIP is correct. Finally, we call exactly 3 times the function COORDINATES, twice each function CUT, LINK and T-UPDATECOST. Each of these functions have amortized cost $O(\log n)$. Hence, FLIP has amortized cost $O(\log n)$. \square

| |
|---|
| 1: procedure LABEL(<i>u, v</i>) ▷ Returns the label of edge <i>uv</i>. 2: for Each <i>i mod 3 do</i> 3: if PARENT _{<i>i</i>} (<i>u</i>) = <i>v</i> then 4: return <i>i</i> 5: else 6: if PARENT _{<i>i</i>} (<i>v</i>) = <i>u</i> then 7: return <i>i</i> |
|---|

| |
|--|
| 1: procedure ORIENTATION(<i>u, v</i>) ▷ Returns orientation of edge <i>uv</i>. 2: Let <i>b</i> = FALSE 3: for each <i>i mod 3 do</i> 4: if PARENT _{<i>i</i>} (<i>u</i>) = <i>v</i> then 5: let <i>b</i> = TRUE 6: if <i>b</i> = TRUE then 7: return \vec{uv} 8: else 9: return \vec{vu} |
|--|

| |
|---|
| 1: procedure COORDINATES(<i>u</i>) ▷ Returns a vector with the barycentric coordinates of <i>u</i> in current realizer <i>R</i>. 2: let (<i>u</i> ₀ , <i>u</i> ₁ , <i>u</i> ₃) = IN-COORDINATES(<i>u</i>). 3: for each <i>i mod 3 do</i> 4: let <i>c</i> _{<i>i</i>} = COST _{<i>i</i>} . 5: for each <i>j mod 3 do</i> $u'_j = u_j + \frac{c_{j+1} - c_{j-1}}{n-1}$. 6: return (<i>u</i> ' ₀ , <i>u</i> ' ₁ , <i>u</i> ' ₂) |
|---|

```

1: procedure FLIP( $u, v, w, z$ )  $\triangleright$  Creates a flip while updates the cost in the
   subtrees that are changed.
2:   Let  $i = \text{LABEL}(u, v), j = \text{LABEL}(u, w)$ .
3:   let  $d(u) = \text{D-COST}_i(w) - \text{D-COST}_i(u) + 1$  and  $d(w) = \text{D-COST}_j(z) -$ 
    $\text{D-COST}_j(w) + 1$ 
4:    $(v_0, v_1, v_2) = \text{COORDINATES}(u)$ ,
5:    $(w_0, w_1, w_2) = \text{COORDINATES}(w)$ ,
6:    $(z_0, z_1, z_2) = \text{COORDINATES}(z)$ .
7:   if  $j = i - 1 \pmod 3$  then
8:     let  $c(u) = (n - 1)(w_{i-1} - u_{i-1})$ .
9:     if  $\text{ORIENTATION}(u, z) = \vec{uz}$  then
10:      let  $c(w) = 0$ 
11:     else
12:      let  $c(w) = (n - 1)(z_i - u_i)$ 
13:     else
14:      let  $c(u) = (n - 1)(u_{i-1} - w_{i-1}) + 1$ 
15:      if  $\text{ORIENTATION}(u, z) = \vec{uz}$  then
16:        let  $c(w) = -1$ 
17:      else
18:        let  $c(w) = (n - 1)(u_i - z_i)$ 
19:   CUT $_i(u)$ , CUT $_j(w)$ 
20:   LINK $_i(u, w)$ , LINK $_j(w, z)$ 
21:   T-UPDATECOST $_i(u, c(u), d(u))$ , T-UPDATECOST $_j(w, c(w), d(w))$ .

```

References

1. Bonichon, N., Felsner, S., Mosbah, M.: Convex drawings of 3-connected plane graphs. *Algorithmica* **47**(4), 399–420 (2007)
2. Bonichon, N., Gavaille, C., Hanusse, N., Ilcinkas, D.: Connections between theta-graphs, Delaunay triangulations, and orthogonal surfaces. In: *International Workshop on Graph-Theoretic Concepts in Computer Science*. pp. 266–278. Springer (2010)
3. Bonichon, N., Gavaille, C., Hanusse, N., Perković, L.: Plane spanners of maximum degree six. In: *International Colloquium on Automata, Languages, and Programming*. pp. 19–30. Springer (2010)
4. Bonichon, N., Le Saëc, B., Mosbah, M.: Wagner’s theorem on realizers. In: *International Colloquium on Automata, Languages, and Programming*. pp. 1043–1053. Springer (2002)
5. Brehm, E.: 3-orientations and schnyder 3-tree-decompositions. Master’s thesis, FB Mathematik und Informatik, Freie Universität Berlin (2000)
6. Cardinal, J., Hoffmann, M., Kusters, V., Tóth, C.D., Wettstein, M.: Arc diagrams, flip distances, and hamiltonian triangulations. *Computational Geometry* **68**, 206–225 (2018)
7. Castelli Aleardi, L.: Balanced schnyder woods for planar triangulations: an experimental study with applications to graph drawing and graph separators. In: *International Symposium on Graph Drawing and Network Visualization*. pp. 114–121. Springer (2019)
8. Castelli Aleardi, L., Devillers, O.: Array-based compact data structures for triangulations: Practical solutions with theoretical guarantees. *Journal of Computational Geometry* **9**(1), 247–289 (2018)
9. Chuang, R.C.N., Garg, A., He, X., Kao, M.Y., Lu, H.I.: Compact encodings of planar graphs via canonical orderings and multiple parentheses. In: *International*

- Colloquium on Automata, Languages, and Programming. pp. 118–129. Springer (1998)
10. De Fraysseix, H., de Mendez, P.O.: On topological aspects of orientations. *Discrete Mathematics* **229**(1-3), 57–72 (2001)
 11. De Fraysseix, H., Pach, J., Pollack, R.: How to draw a planar graph on a grid. *Combinatorica* **10**(1), 41–51 (1990)
 12. Felsner, S.: Lattice structures from planar graphs. *the electronic journal of combinatorics* pp. R15–R15 (2004)
 13. Felsner, S.: The order dimension of planar maps revisited. *SIAM Journal on Discrete Mathematics* **28**(3), 1093–1101 (2014)
 14. Felsner, S., Kappes, S.: Orthogonal surfaces and their cp-orders. *Order* **25**(1), 19–47 (2008)
 15. Felsner, S., Nilsson, J.: On the order dimension of outerplanar maps. *Order* **28**(3), 415–435 (2011)
 16. Felsner, S., Trotter, W.T.: Posets and planar graphs. *Journal of Graph Theory* **49**(4), 273–284 (2005)
 17. Felsner, S., Zickfeld, F.: Schnyder woods and orthogonal surfaces. *Discrete & Computational Geometry* **40**(1), 103–126 (2008)
 18. Gonçalves, D., Lévêque, B.: Toroidal maps: Schnyder woods, orthogonal surfaces and straight-line representations. *Discrete & Computational Geometry* **51**(1), 67–131 (2014)
 19. Kant, G.: Drawing planar graphs using the canonical ordering. *Algorithmica* **16**(1), 4–32 (1996)
 20. Komuro, H.: The diagonal flips of triangulations on the sphere. *Yokohama mathematical journal* **44**(2), 115–122 (1997)
 21. Ossona de Mendez, P.: Orientations bipolaires. Ph.D. thesis, Paris, EHESS (1994)
 22. Poulalhon, D., Schaeffer, G.: Optimal coding and sampling of triangulations. *Algorithmica* **46**(3), 505–527 (2006)
 23. Schnyder, W.: Planar graphs and poset dimension. *Order* **5**(4), 323–343 (1989)
 24. Schnyder, W.: Embedding planar graphs on the grid. In: *Proceedings of the first annual ACM-SIAM symposium on Discrete algorithms*. pp. 138–148 (1990)
 25. Sleator, D.D., Tarjan, R.E.: A data structure for dynamic trees. *Journal of computer and system sciences* **26**(3), 362–391 (1983)
 26. Wagner, K.: Bemerkungen zum vierfarbenproblem. *Jahresbericht der Deutschen Mathematiker-Vereinigung* **46**, 26–32 (1936)