

Progressive Class-based Expansion Learning For Image Classification

Hui Wang, Hanbin Zhao, and Xi Li

Abstract—In this paper, we propose a novel image process scheme called class-based expansion learning for image classification, which aims at improving the supervision-stimulation frequency for the samples of the confusing classes. Class-based expansion learning takes a bottom-up growing strategy in a class-based expansion optimization fashion, which pays more attention to the quality of learning the fine-grained classification boundaries for the preferentially selected classes. Besides, we develop a class confusion criterion to select the confusing class preferentially for training. In this way, the classification boundaries of the confusing classes are frequently stimulated, resulting in a fine-grained form. Experimental results demonstrate the effectiveness of the proposed scheme on several benchmarks.

Index Terms—Class-based expansion optimization, image classification.

I. INTRODUCTION

CONVOLUTIONAL neural networks [1]–[5] (CNN) have attracted considerable attention in image classification due to their effectiveness in representation learning [6], [7]. Since they require computationally expensive and memory-consuming operations, CNN training typically resorts to stochastic gradient descent (SGD) [8], [9] for iterative batch-level learning, it traverses the entire training dataset across randomly generated batches throughout successive epochs. With this epoch-by-epoch learning procedure, the classification boundaries of the CNN model are dynamically updated until convergence. Due to the memory resource limit, the samples within a smaller-size batch usually distribute extremely diversely and sparsely, resulting in a low supervision-stimulation frequency for each sample. The low frequency for each sample in turn causes the learning process to pay more attention to the learning quality of the coarse-grained classification boundaries while ignoring fine-grained details. Therefore, seeking for an effective and stable image classification strategy remains a key issue to solve in the CNN learning area.

To date, curriculum learning [10]–[15] and self-paced learning [16]–[22] have been proposed to improve the speed of convergence of the training process to a minimum and the quality of the local minima obtained. The key concept of the proposed methods is inspired by human behavior, who always learn new things from “easy” to “complex”. But these methods still do not consider the fine-grained classification boundaries.

In this letter, we propose a new learning pattern that arises from the inspirations of the biological learning mechanism.

H. Wang, H. Zhao, and X. Li are with College of Computer Science and Technology, Zhejiang University, Hangzhou 310027, China.

E-mail: {wanghui_17, zhaohanbin, xilizju}@zju.edu.cn.

(Corresponding author: Xi Li.)

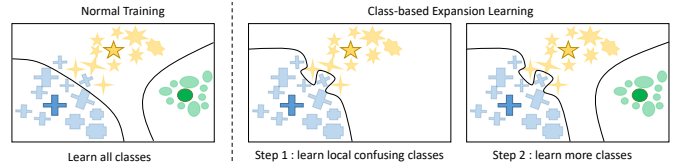


Fig. 1. Examples of class-based expansion learning and normal training (Black curves in each figure denote the classification boundaries). Normal training pays more attention to the learning quality of the coarse-grained classification boundaries while ignoring fine-grained details. Our Class-based expansion learning pays more attention to fine-grained details of the classification boundaries for confusing classes.

The Hebbian theory [23] delivers an important insight that the increase in synaptic effects of synaptic cells comes from repeated and sustained stimulation. Meanwhile, the human learning pattern usually follows a progressive knowledge expansion learning pipeline, it dynamically learns new knowledge while keeping the old knowledge frequently reviewed. The knowledge that is frequently reviewed is often better learned. Inspired by the biological learning mechanism, we propose a progressive learning pipeline that aims at effectively enhancing the supervision-stimulation frequency for each sample to enhance the quality of the fine-grained classification boundaries as shown in Fig. 1. Specifically, we present a progressive piecewise class-based expansion learning scheme, which first learns fine-grained classification boundaries for a small portion of classes and subsequently expands the classification boundaries with new classes added. Therefore, the presented class-based expansion learning scheme takes a bottom-up growing strategy in a class-based expansion optimization fashion, which puts more emphasis on the quality of learning the fine-grained classification boundaries for dynamically growing local classes. Besides, we propose a class confusion criterion to sort the classes involved in the class-based expansion learning process. The classes where the samples have large intra-class and small inter-class distances on average (i.e., class confusing samples) are preferentially involved in the class-based expansion learning process. Once a particular class is selected, all the samples belonging to this class are added to the training sample pool for the CNN model learning. Such an expansion procedure is repeated until all the class samples participated in the training process. In this way, the classification network model is dynamically refined based on the updated training sample pool, and the classification boundaries of the preferentially selected classes are frequently stimulated, resulting in a fine-grained form.

The main contributions of this work are summarized as

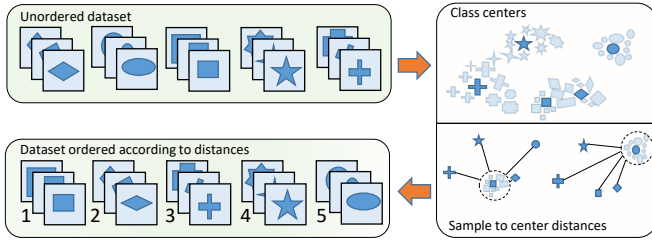


Fig. 2. Illustration of our class confusion criterion. We calculate the confusion score of each class on an unordered dataset. The confusion score of a class is high when the samples of the class are far away from the corresponding same-class center and meanwhile close to other class centers (e.g. rectangle in this figure). Finally, we sort the classes of the unordered dataset in descending order of the confusion score and obtain an ordered dataset.

follows: i) Motivated by Hebbian theory, we propose to investigate the influence of “stimulation frequency” on neural network learning and make an observation that the poor performance of the confusing classes is partially a result of the low stimulation frequency. ii) We propose a novel class-based expansion learning pipeline to deal with the learning problem. This pipeline progressively trains the CNN model in a hard-to-easy class-based growing manner, thereby the classification boundaries of the preferentially selected confusing classes are frequently stimulated. iii) We develop two class confusion criteria to sort the classes for the class-based expansion learning process. Extensive experiments demonstrate the effectiveness of our work against conventional learning pipelines on several benchmarks.

II. METHOD

In this section, we detail the proposed class-based expansion learning scheme. We first formally define the problem in Section II-A, we describe our algorithm to solve it in Sections II-B and II-C.

A. Problem Definition

Given a M -classes dataset $D = \{C_1, C_2, \dots, C_M\}$, and the m -th class of the dataset C_m contains N_m samples x^m and their corresponding labels y^m :

$$C_m = \{(x_1^m, y^m), (x_2^m, y^m), \dots, (x_{N_m}^m, y^m)\}. \quad (1)$$

Let $f(\cdot; \theta)$ denote the mapping function of the CNN model, where θ represents the model parameters inside $f(\cdot)$. In a typical training process, the goal is to learn an optimal θ^* :

$$\theta^* = \arg \min_{\theta} \sum_{(x,y) \in D} l(f(x; \theta), y), \quad (2)$$

where $l(\cdot, \cdot)$ is the loss function (e.g. cross-entropy loss).

B. Class Confusion Criterion

In this section, we introduce our metric for deciding the order in which classes are presented to the class-based expansion framework. Ideally, we want to set the score of a class to a high value when it is easy to confuse.

We use a pre-trained tiny network $g(\cdot)$ to evaluate the confusion score for each class. Note the training cost of $g(\cdot)$

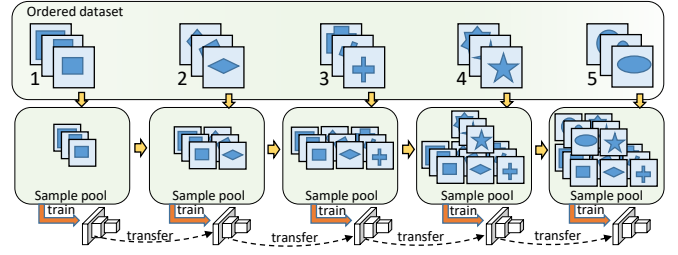


Fig. 3. Illustration of our class-based expansion learning method. We first learn the network by a training sample pool which only contains a small portion of the classes from an ordered dataset. Based on the previously learned model, we learn the network by the class-based expanded training sample pool with some classes newly added from the ordered dataset. We repeat this process after all the classes of the ordered dataset are added to the training sample pool.

is much lower than that of $f(\cdot)$. To obtain the score of each class, we start by using $g(\cdot)$ to transform samples from image space into feature space and logits space:

$$\begin{aligned} g_x^m &= g_f(x^m) \\ p_x^m &= g_c(g_x^m) \end{aligned} \quad (3)$$

where $g_f(\cdot)$ and $g_c(\cdot)$ denote the feature extractor and the classifier of the network $g(\cdot)$. Afterwards, we propose two kinds of class confusion criteria:

Distance-based Criterion. To obtain it, we first calculate the class center of each class:

$$u^m = \frac{1}{N_m} \sum_{(x,y) \in C_m} g_x^m, \quad (4)$$

where N_m is the number of samples in class C_m . Then, the confusion score of the class C_m can be reformulated as:

$$\begin{aligned} S_{dist}(C_m) &= \frac{1}{N_m} \sum_{(x,y) \in C_m} \sum_{1 \leq j \leq M} \frac{\|g_x^m - u^m\|^2}{\|g_x^m - u^j\|^2} \\ &= 1 + \frac{1}{N_m} \sum_{(x,y) \in C_m} \sum_{1 \leq j \leq M, j \neq m} \frac{\|g_x^m - u^m\|^2}{\|g_x^m - u^j\|^2}, \end{aligned} \quad (5)$$

where $\|\cdot\|^2$ denotes the squared euclidean distance.

Entropy-based Criterion. This criterion is formulated as:

$$S_{entropy}(C_m) = \frac{1}{N_m} \sum_{(x,y) \in C_m} p_x^m \log \frac{1}{p_x^m}, \quad (6)$$

where $S_{entropy}(C_m)$ denotes the confusion score of C_m .

We can observe that the above two confusion criteria measure the confusion score in different spaces. The confusion score obtained by the distance-based criterion is measured in feature space, which rises as the features in a certain class move away from the center of that class and approach other class centers. The confusion score obtained by the entropy-based criterion is measured in logits space, which rises when the logits of samples of a certain class move away from the one-hot vector.

Based on the obtained scores for each class, we can get an ordered dataset:

$$D_{ord} = C_{ord_1} \cup C_{ord_2} \cup \dots \cup C_{ord_M}, \quad (7)$$

where ord_m is the index of the class with the m -th largest confusion score. The sorting process is detailed in Fig. 2.

C. Progressive Expansion Learning

We now describe our proposed progressive expansion learning pattern for CNN models. With the ordered dataset D_{ord} , we split the optimization of Eq. (2) into K stages (For convenience, we set M to be divisible by K). We start with an empty training sample pool ($D_{ord}^0 = \emptyset$). At the first stage, the first $\frac{M}{K}$ classes from the ordered dataset D_{ord} are added to D_{ord}^0 , then the training sample pool is expanded to D_{ord}^1 :

$$D_{ord}^1 = C_{ord_1} \cup C_{ord_2} \cup \dots \cup C_{ord_{\frac{M}{K}}}. \quad (8)$$

The target optimization function of D_{ord}^1 is:

$$\theta_1^* = \arg \min_{\theta} \sum_{(x,y) \in D_{ord}^1} l(f(x; \theta), y), \quad (9)$$

where θ is randomly initialized and θ_1^* represents the optimal model parameters learned from D_{ord}^1 . At the k -th stage ($1 < k \leq K$), the training sample pool D_{ord}^{k-1} is expanded to D_{ord}^k :

$$D_{ord}^k = C_{ord_1} \cup C_{ord_2} \cup \dots \cup C_{ord_{\frac{kM}{K}}}, \quad (10)$$

where the last $\frac{M}{K}$ classes of D_{ord}^k are newly added. In order to find the optimal model parameters θ_k^* for D_{ord}^k , we have:

$$\theta_k^* = \arg \min_{\theta} \sum_{(x,y) \in D_{ord}^k} l(f(x; \theta), y), \quad (11)$$

where the θ is initialized by the optimal model parameters θ_{k-1}^* learned from D_{ord}^{k-1} .

In the simplest form of class-based expansion learning, the classes of the dataset are progressively added to the training sample pool. By analogy, using such a progressive way, we will eventually solve the problem in Eq. (2) after the samples of all the classes participate in the training process.

D. Complexity Analysis

In this section, we consider the time complexity of class-based expansion learning (CEL). Let T_{normal} be the time cost for a normal training process. For CEL, if we use the same number of epochs for each stage, the time cost will be $\frac{kT_{normal}}{K}$ at stage k (the ratio of the dataset size of stage k to the size of the entire dataset is $\frac{k}{K}$). Then the class-based expansion learning time cost T_{CEL} is:

$$T_{CEL} = \sum_{k=1}^K \frac{kT_{normal}}{K} = \frac{(K+1)}{2} T_{normal}, \quad (12)$$

which is a linear time algorithm.

In the experiment, we observe that reducing the number of epochs in the early stages by a factor of λ does not sacrifice accuracy. We then train the network with the full amount of epochs only at the final stage and reducing the epoch number in other stages. In this way, the time cost T_{CEL2} is:

$$T_{CEL2} = (\sum_{k=1}^{K-1} \frac{k}{\lambda K} + 1) T_{normal} = (\frac{(K-1)}{2\lambda} + 1) T_{normal}. \quad (13)$$

We can reduce the time cost of CEL by controlling the value of λ . With a large λ , only a little consumption time is required at the early stage, making the training time of our strategy comparable to the training time of normal training.

III. EXPERIMENTS

A. Experimental Settings

a) *Dataset*: We conduct our experiments on three datasets, namely CIFAR10, CIFAR100, and ImageNet100. The CIFAR10 [27] dataset is a labeled subset of the 80 million tiny images dataset [28], which consists of 60,000 RGB images of resolution 32×32 in 10 classes, with 5,000 images per class for training and 1,000 per class for testing. The CIFAR100 [27] is similar to the CIFAR10, except that it has 100 classes containing 600 images each. There are 500 training images and 100 testing images for each class of CIFAR100. The ImageNet100 is a subset of ImageNet [1] for ImageNet Large Scale Visual Recognition Challenge 2012. It contains 129,395 training images and 5,000 validation images in the first 100 classes of ImageNet.

b) *Data preprocessing*: On CIFAR10 and CIFAR100, we just follow the simple data augmentation in ResNet [4] for training, including random cropping for 4 pixels padded image, per-pixel mean subtraction and horizontal flip. On ImageNet100, the augmentation strategies we use are the 224×224 random cropping and the horizontal flip.

c) *Implementation details*: We conduct our class-based expansion learning scheme on CIFAR10, CIFAR100, and ImageNet100 by using the state-of-the-art CNN models, including ResNet-18, ResNet-32 and ResNet-110. On CIFAR10, as described in Section II-B, we use a pre-trained ResNet-20 (trained by 60 epochs) on ImageNet to determine the order of classes. Then, as described in Section II-C, we divide the learning of the ordered dataset into 5 stages. At the first four stages, we use 60 epochs to train the network and we train the network with 300 epochs at the last stage, i.e., $\lambda = K = 5$. At each stage, we train the network using SGD with a mini-batch size of 128, a weight decay of 0.0001 and a momentum of 0.9. The initial learning rate is set to 0.1 and is divided by 10 after $\frac{1}{2}$ and $\frac{3}{4}$ of all epochs. On CIFAR100, we also use the pre-trained ResNet-50 to determine the order of classes. Afterwards, we divide the learning of the ordered dataset into 10 stages. At the first nine stages, we utilize 60 epochs to train the network and we train the network with 200 epochs at the final stage. The other parameters of the experiments are the same as those used on CIFAR10. On ImageNet100, we use a pre-trained ResNet-18 to determine the order of classes (with 30 epochs). We divide the learning of the dataset into 10 stages by the original order. At the first nine stages, we use 60 epochs to train the network and we train the network with 60 epochs at the final stage. The initial learning rate is set to 2 and is divided by 5 after 20, 30, 40 and 50 epochs. The rest of the settings are the same as those on CIFAR10. We implement our scheme with the theano [29] and use an NVIDIA TITAN 1080 Ti GPU to train the network.

B. Comparisons with the State of the Art

We compare our class-based expansion learning (CEL) with other state-of-the-art methods of Normal Training, CBS [24], DIHCL [25], and Curriculum [26]. The normal training method represents a standard training method, the CEL adopts the distance-based confusion criterion, and the CEL-2 adopts

TABLE I
TEST ERRORS (%) OF NORMAL TRAINING AND CEL FOR CIFAR10.

Method	Network	Runs	Test error (%)	Test error of each class (%)									
				Airplane	Automobile	Bird	Cat	Deer	Dog	Frog	Horse	Ship	Truck
Normal Training	ResNet-32	5	7.08	6.00	3.50	9.60	14.40	5.70	11.90	4.70	4.90	5.00	4.80
	ResNet-110	5	6.24	4.40	2.40	9.70	12.40	4.70	12.00	3.70	4.50	4.10	4.50
CEL	ResNet-32	5	6.16	4.50	3.00	7.80	12.50	4.30	11.60	4.90	5.10	3.40	4.50
	ResNet-110	5	5.71	4.90	2.60	7.40	11.80	4.30	9.60	2.90	4.60	4.30	4.70

TABLE II
TEST ERRORS (%) OF DIFFERENT METHODS FOR CIFAR10 AND CIFAR100 BASED ON RESNET-32.

Dataset	Normal Training	CBS [24]	DIHCL [25]	Curriculum [26]	CEL	CEL-2
CIFAR10	7.08	7.99	6.93	6.88	6.16	6.84
CIFAR100	30.40	31.49	31.47	30.02	29.82	29.41

TABLE III

TEST ERRORS (%) OF NORMAL TRAINING AND CEL FOR IMAGENET100.

Dataset	Network	Normal Training	CEL
ImageNet100	ResNet-18	29.83	26.86

TABLE IV

THE CLASS ORDER OF THE ORDERED DATASET FOR CIFAR10 BASED ON OUR CLASS CONFUSION CRITERION.

Ranking	1	2	3	4	5
class name	Cat	Bird	Dog	Airplane	Deer
Ranking	6	7	8	9	10
class name	Frog	Horse	Truck	Ship	Automobile

the entropy-based class confusion criterion. The results are summarized in Table II. As shown in Table II, CEL and CEL-2 outperform other state-of-the-art methods, which demonstrates their effectiveness.

We also employ ResNet-18 to conduct experiments on ImageNet100. The results are summarized in Table III. Similar conclusions to those on CIFAR10 datasets can be made. These results demonstrate the generalization of our approach.

C. Ablation Experiments

a) *Analysis of the class order*: We presented the test error results for each class of CIFAR10 in Table I and the class order in Table IV. As shown in Table IV, we can observe the cat class, the bird class, as well as the dog class, are both confusing classes defined by the distance-based confusion criterion, and the error rates of these classes are the largest ones in Table I. Table I gives the results on CIFAR10, which shows that our method outperforms the normal training method on ResNet-32 and ResNet-110. In addition, we observe that the improvement in the performance of the model was mainly due to the preferentially selected classes (i.e. cat, bird, deer, dog, and airplane).

b) *Analysis of the individual components*: We carry out an experiment on CIFAR10 to analyze the individual components in the CEL method. In this experiment, without the sorted class order obtained by $g(\cdot)$, we perform class expansion learning in a random class order, which is denoted by “w/o $g(\cdot)$ ”. The results in Table V indicate that “w/o $g(\cdot)$ ” performs better than normal training due to the class-based expansion learning process. In addition, “w/ $g(\cdot)$ ” also can improve the performance of “w/o $g(\cdot)$ ”, showing the effectiveness of the sorted class order obtained by $g(\cdot)$.

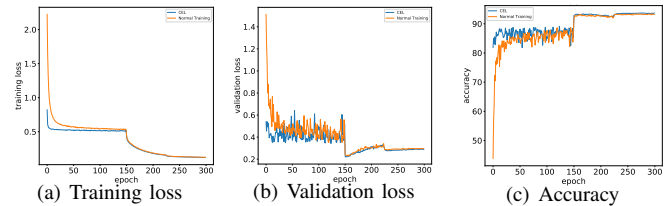


Fig. 4. The final stage of CEL method and normal training for CIFAR10 based on ResNet-32.

TABLE V

TEST ERRORS (%) OF DIFFERENT METHODS FOR CIFAR10 AND CIFAR100 BASED ON RESNET-32.

Dataset	Normal Training	w/ $g(\cdot)$	w/o $g(\cdot)$
CIFAR10	7.08	6.16	6.32
CIFAR100	30.40	29.82	30.16

TABLE VI

TEST ERRORS (%) OF DIFFERENT METHODS AT THE SAME NUMBER OF EPOCH TIMES FOR CIFAR100 AND IMAGENET100. ONE EPOCH TIME IS THE TIME OF TRAVERSING THE ENTIRE TRAINING DATASET ONCE.

Dataset	Network	Normal Training		CEL	
		Epoch time	Test error	Epoch time	Test error
CIFAR10	ResNet-32	420	6.50	420	6.16
ImageNet100	ResNet-18	330	27.52	330	26.86

c) *Convergence performance of final stage*: The convergence performance of the final stage is shown in Fig. 4. From Fig. 4, we observe that our method converges faster than the normal training at the beginning, and performs better in most cases. These observations mean that learning local classes in advance can effectively accelerate network convergence.

d) *Impact of long time training*: To evaluate the impact of the long time training, we conduct the experiments on CIFAR10 and ImageNet100 where we make the time cost of the normal training the same as the one of CEL. In these experiments, we increase the number of epochs in normal training to match the one used in the CEL method. Table VI gives the results, which show that our method outperforms the normal training method at the same number of epochs.

IV. CONCLUSION

In this letter, we have presented a novel class-based expansion learning scheme for CNN, which learns the whole dataset by progressively training the CNN model in a bottom-up class growing manner. By using this scheme, the classification boundaries of the preferentially selected classes are frequently stimulated, resulting in a fine-grained form. Based on the characteristics of the scheme, we have also proposed a class confusion criterion that prioritizes the classes that are easily confused. Extensive experimental results demonstrate the effectiveness of our work.

REFERENCES

- [1] A. Krizhevsky, I. Sutskever, and G. E. Hinton, "Imagenet classification with deep convolutional neural networks," in *Neural Information Processing Systems*, 2012, pp. 1097–1105.
- [2] K. Simonyan and A. Zisserman, "Very deep convolutional networks for large-scale image recognition," *arXiv preprint arXiv:1409.1556*, 2014.
- [3] C. Szegedy, W. Liu, Y. Jia, P. Sermanet, S. Reed, D. Anguelov, D. Erhan, V. Vanhoucke, and A. Rabinovich, "Going deeper with convolutions," in *Computer Vision and Pattern Recognition*, 2015, pp. 1–9.
- [4] K. He, X. Zhang, S. Ren, and J. Sun, "Deep residual learning for image recognition," in *Computer Vision and Pattern Recognition*, 2016, pp. 770–778.
- [5] G. Huang, Z. Liu, L. Van Der Maaten, and K. Q. Weinberger, "Densely connected convolutional networks," in *Computer Vision and Pattern Recognition*, 2017, pp. 4700–4708.
- [6] Y. Bengio, A. Courville, and P. Vincent, "Representation learning: A review and new perspectives," *IEEE transactions on Pattern Analysis and Machine Intelligence*, vol. 35, no. 8, pp. 1798–1828, 2013.
- [7] D. Zhang, J. Yin, X. Zhu, and C. Zhang, "Network representation learning: A survey," *IEEE transactions on Big Data*, vol. 6, no. 1, pp. 3–28, 2018.
- [8] H. Robbins and S. Monro, "A stochastic approximation method," *The Annals of Mathematical Statistics*, pp. 400–407, 1951.
- [9] D. E. Rumelhart, G. E. Hinton, R. J. Williams *et al.*, "Learning representations by back-propagating errors," *Cognitive Modeling*, vol. 5, no. 3, p. 1, 1988.
- [10] Y. Bengio, J. Louradour, R. Collobert, and J. Weston, "Curriculum learning," in *International Conference on Machine Learning*. ACM, 2009, pp. 41–48.
- [11] V. I. Spitzkovsky, H. Alshawi, and D. Jurafsky, "From baby steps to leapfrog: How less is more in unsupervised dependency parsing," in *North American Chapter of the Association for Computational Linguistics*. Association for Computational Linguistics, 2010, pp. 751–759.
- [12] S. Basu and J. Christensen, "Teaching classification boundaries to humans," in *American Association for Artificial Intelligence*, 2013.
- [13] A. Graves, M. G. Bellemare, J. Menick, R. Munos, and K. Kavukcuoglu, "Automated curriculum learning for neural networks," in *International Conference on Machine Learning*, 2017, pp. 1311–1320.
- [14] X. Zhu, J. Qian, H. Wang, and P. Liu, "Curriculum enhanced supervised attention network for person re-identification," *IEEE Signal Processing Letters*, vol. 27, pp. 1665–1669, 2020.
- [15] X. Wang, Y. Chen, and W. Zhu, "A survey on curriculum learning," *IEEE Transactions on Pattern Analysis and Machine Intelligence*, 2021.
- [16] M. P. Kumar, B. Packer, and D. Koller, "Self-paced learning for latent variable models," in *Neural Information Processing Systems*, 2010, pp. 1189–1197.
- [17] L. Jiang, D. Meng, S.-I. Yu, Z. Lan, S. Shan, and A. Hauptmann, "Self-paced learning with diversity," in *Neural Information Processing Systems*, 2014, pp. 2078–2086.
- [18] L. Jiang, D. Meng, Q. Zhao, S. Shan, and A. Hauptmann, "Self-paced curriculum learning," in *American Association for Artificial Intelligence*, 2015.
- [19] D. Meng, Q. Zhao, and L. Jiang, "A theoretical understanding of self-paced learning," *Information Sciences*, vol. 414, pp. 319–328, 2017.
- [20] N. Gu, M. Fan, and D. Meng, "Robust semi-supervised classification for noisy labels based on self-paced learning," *IEEE Signal Processing Letters*, vol. 23, no. 12, pp. 1806–1810, 2016.
- [21] T. Yu, C. Guo, L. Wang, S. Xiang, and C. Pan, "Self-paced autoencoder," *IEEE Signal Processing Letters*, vol. 25, no. 7, pp. 1054–1058, 2018.
- [22] P. Soviany, R. T. Ionescu, P. Rota, and N. Sebe, "Curriculum self-paced learning for cross-domain object detection," *Computer Vision and Image Understanding*, vol. 204, p. 103166, 2021.
- [23] D. O. Hebb, *The organization of behavior: A neuropsychological theory*. Psychology Press, 2005.
- [24] S. Sinha, A. Garg, and H. Larochelle, "Curriculum by smoothing," in *Neural Information Processing Systems*, 2020.
- [25] T. Zhou, S. Wang, and J. A. Bilmes, "Curriculum learning by dynamic instance hardness," in *Neural Information Processing Systems*, 2020.
- [26] X. Wu, E. Dyer, and B. Neyshabur, "When do curricula work?" in *International Conference on Learning Representations*, 2021.
- [27] A. Krizhevsky and G. Hinton, "Learning multiple layers of features from tiny images," Citeseer, Tech. Rep., 2009.
- [28] A. Torralba, R. Fergus, and W. T. Freeman, "80 million tiny images: A large data set for nonparametric object and scene recognition," *IEEE Transactions on Pattern Analysis and Machine Intelligence*, vol. 30, no. 11, pp. 1958–1970, Nov 2008.
- [29] J. Bergstra, O. Breuleux, F. Bastien, P. Lamblin, R. Pascanu, G. Desjardins, J. Turian, D. Warde-Farley, and Y. Bengio, "Theano: a cpu and gpu math expression compiler," in *Scientific Computing with Python conference*, 2010.