

Effective Cascade Dual-Decoder Model for Joint Entity and Relation Extraction

Lian-Bo Ma, *Member, IEEE*, Hui-Min Ren, and Xi-Liang Zhang, *Member, IEEE*

Abstract—Extracting relational triples from texts is a fundamental task in knowledge graph construction. The popular way of existing methods is to jointly extract entities and relations using a single model, which often suffers from the overlapping triple problem. That is, there are multiple relational triples that share the same entities within one sentence. In this work, we propose an effective cascade dual-decoder approach to extract overlapping relational triples, which includes a text-specific relation decoder and a relation-corresponded entity decoder. Our approach is straightforward: the text-specific relation decoder detects relations from a sentence according to its text semantics and treats them as extra features to guide the entity extraction; for each extracted relation, which is with trainable embedding, the relation-corresponded entity decoder detects the corresponding head and tail entities using a span-based tagging scheme. In this way, the overlapping triple problem is tackled naturally. Experiments on two public datasets demonstrate that our proposed approach outperforms state-of-the-art methods and achieves better F1 scores under the strict evaluation metric. Our implementation is available at <https://github.com/prastunlp/DualDec>.

Index Terms—Natural language processing, Information extraction, Relation extraction.

1 INTRODUCTION

EXTRACTING entities and their semantic relations from unstructured texts is a fundamental task in knowledge graph construction. Given a text, the aim of this task is to detect relational triples, which consist of two entities and a semantic relation, i.e., in the form of (*head entity*, *relation*, *tail entity*) or (*h*, *r*, *t*). The task would become more challenging when a text contains multiple relational triples that share the same entities as shown in Fig. 1, where the text of “*Maria was born in Leipzig, Germany, and has been living here.*” contains three relational triples, and both *Born_in* and *Live_in* share the same entity pair (*Maria*, *Leipzig*). This is also termed as the overlapping triple problem [1].

Existing triple extraction approaches mainly include pipeline methods and joint extraction methods. Traditional pipeline methods divide the extraction into two separate subtasks, i.e., entity recognition and relation classification [2], [3], [4]. Such methods miss the potential interaction between the two subtasks and may suffer from the error propagation since errors in the first stage cannot be remedied in the second stage. Joint extraction methods implement entity extraction and relation extraction in a single model [5], [6], [7], [8], which avoids the error propagation. For better handling the overlapping triple problem, several joint extraction improvements have been developed, such as tagging-based models [9], [10] and sequence-to-sequence (Seq2Seq)-based models [1], [11], [12]. More details can refer to Section 2.

Recently, Wei *et al.* [13] proposed a new cascade binary tagging framework, called CasRel, which models relations as functions that map head entities to tail entities in a text, rather than discrete labels as in previous works. CasRel is a two-stage tagging process:

- Lian-Bo Ma was with the College of Software, Northeastern University, Shenyang, China.
E-mail: malb@swc.neu.edu.cn
- Hui-Min Ren was with Northeastern University, Shenyang, China.
E-mail: 1971149@stu.neu.edu.cn
- Xi-Liang Zhang was with the College of Engineering, Shanghai Polytechnic University, Shanghai, China.
E-mail: xlzhang@sspu.edu.cn

Sentence: Maria was born in Leipzig, Germany, and has been living here.				
Text-specific Relation Decoder	Input: pre-defined relation set {Born_in, Live_in, Capital_of, Located_in, ...}	Output: candidate relation set {Born_in, Live_in, Located_in}		
Relation-corresponded Entity Decoder	relation	Born_in	Live_in	Located_in
	head-entity	Maria Leipzig	Maria Leipzig	Leipzig Germany
	tail-entity	Leipzig NONE	Leipzig NONE	NONE Leipzig
Overlapping Triple	(Maria, Born_in, Leipzig), (Maria, Live_in, Leipzig) (Leipzig, Located_in, Germany)			

Fig. 1. An example to show the proposed dual-decoder model on the sentence “*Maria was born in Leipzig, Germany, and has been living here.*”, which contains three overlapping triples.

head entities in a text are identified first, and then relations and tail entities are extracted simultaneously. It has been shown that CasRel is a powerful approach, outperforming state-of-the-art methods on different scenarios of overlapping triples. This also motivates us to explore how to utilize potential information of relations as extra features to guide joint extraction since such relations involve somewhat mapping information of entity pairs.

In this paper, we propose an effective cascade dual-decoder approach for joint entity and relation extraction, as shown in Fig. 2. It is able to work well in the scenarios of overlapping triples. Our main idea, different from others, is to minimize the difference between the probability distribution of real triples and the extracted ones from our model. By complicated derivation, a formula is acquired, and our model structure is designed straightforwardly according to it. Specifically, in the model, relations are first detected from the text and used as extra mapping features to extract entity pairs; for each detected relation, head entities are predicted and then mapped to the corresponding tail entities. In this way, a common entity or entity pair is allowed to be assigned with different extracted relations, which naturally solves the overlapping triple problem. Moreover, the accuracy of entity recognition in joint

extraction can be enhanced by the features of these text relations.

Based on the above idea, our model includes a text-specific relation decoder and a relation-corresponded entity decoder. The text-specific relation decoder detects relations from a sentence at the text level, that is, based on the text semantic of the sentence. For each extracted relation, which is with trainable embedding, the relation-corresponded entity decoder identifies the corresponding head entities and tail entities using a span-based tagging scheme, where start and end positions of entities are tagged. Experiments on two public datasets demonstrate that our proposed method outperforms state-of-the-art methods and achieves higher F1 scores under the strict evaluation metric. More encouragingly, our proposed approach performs significantly better on relational triple elements. The main contributions of this paper are as follows:

- We propose an effective joint extraction scheme based on the dual-decoder model to address the overlapping triple problem. Our model first detects relations using the text semantics and treats them as extra mapping features to guide entity pair extraction.
- We provide the corresponding theoretical analysis to show that our model is mathematically better than recent entity-first cascade models especially on complete entity recognition.
- Extensive experiments are conducted on two public datasets, and the results show that our model outperforms state-of-the-art methods under the strict evaluation metric.

2 RELATED WORK

Early studies in relational triple extraction used pipeline approaches [2], [3], [4], [14] which first recognize all entities in a text and then predict relations for each entity pair. However, these approaches easily suffer from the error propagation and neglect the relevance of entity and relation extraction. To alleviate the above limitations, latter works proposed to jointly extract entity and relation in a single model, such as feature-based models [15], [16], [17] and neural network-based models [5], [7], [18], [19]. Note that some neural models [20], [21] still use separated decoding and parameter sharing for joint relation and entity extraction, and thus cannot fully capture the interactions between the two subtasks.

Recent tagging-based approaches [8], [9], [10] have been a popular way. Zheng *et al.* [8] proposed a unified sequence labeling model that assigns a tag with the entity mention and relation type information to each word. But their approach is unable to extract overlapping triples because each token cannot be assigned to more than one tag. Then, a novel tagging scheme that runs tagging multiple turns on a text was introduced [9] but this approach is very computationally expensive. In addition, some Seq2Seq models [1], [12] have been utilized for joint extraction. Zeng *et al.* [1] proposed a Seq2Seq model using the copy mechanism that copies an entity word from the sentence directly. But it is insufficient to extract the full entity mentions. As an improvement, CopyMTL [11] was proposed to recognize all entities in the text by utilizing Conditional Random Field (CRF). As a fixed number of triples in a text is needed for this CopyMTL, its accuracy is compromised when a text contains more than the fixed number of triples.

As stated in [13], the above existing models all treat relations as discrete labels on entity pairs, which would make the joint extraction become a hard machine learning task. In fact, such relations can be modeled as functions that map head entities to tail entities, as shown in the recent cascade tagging framework

[13]. This also indicates that such relations may involve somewhat mapping information of entity pairs and can be used as extra features to guide joint extraction. Our main focus is not only to well model and utilize such relations as extra features on joint extraction, but also to provide a new extraction model using the text-specific relation-first cascade extraction principle, which is different from previous works.

3 METHOD

In this section, we introduce the design of the dual-decoder joint extraction model. As mentioned above, we minimize the difference between the probability distribution of real triples and the extracted ones from our model. Therefore, our loss function is minimized in Eq. 1:

$$\min_{\theta} \mathbb{E}_x \{KL(p((h, r, t)|x) \parallel p_{\theta}((h, r, t)|x))\}, \quad (1)$$

where h , t , and r denote head entities, tail entities, and their relations, respectively, x is an annotated text, θ is the set of trainable parameters, and $KL(p \parallel p_{\theta})$ is the Kullback-Leibler divergence between the data distribution p and the extracted data distribution p_{θ} from our model.

Through complicated derivation, we acquire Eq. 2, which is the essence of our model structure. More derivation details are provided in Appendix A. One motivation behind this is that, the text-specific relations can be treated as extra features to guide the joint extraction process. Accordingly, our method first predicts relations using the text semantics to filter out irrelevant ones from the pre-set relation set, and then uses these extra features to boost the recognition of entity pairs.

$$\min_{\theta} - \mathbb{E}_{(h,r,t),x} \left\{ \log(p_{\theta}(r|x) \cdot p_{\theta}(h|r,x) \cdot p_{\theta}(t|r,h,x)) \right\}. \quad (2)$$

From this formula, we can obtain the following intriguing observations:

First, we can treat the three components in Eq. 2 as a dual-decoder procedure, where the first decoder is to learn relations using text semantics, and the second one is to extract entity pairs for each extracted relation. Further, we can regard the second decoder as a cascade tagging procedure (i.e., the last two components in Eq. 2) to extract head and tail entities. Specifically, we first learn a relation classification $p_{\theta}(r|x)$ that identifies relations in a text, and then treat such relations as extra features to recognize entities of the second decoder; for each extracted relation, we learn a head entity extractor $p_{\theta}(h|r,x)$ that predicts head entities from a text with extra information of the text-specific relation r , and then learn a tail entity extractor $p_{\theta}(t|r,h,x)$ to extract the corresponding tail entities. This dual-decoder model is quite different from existing approaches, which usually recognize entities first before joint extraction¹.

Second, compared with the recent entity-first cascade tagging approaches [13], such a dual-decoder model uses text-specific relations to enhance the accuracy of head/tail entity recognition. This is because that $p_{\theta}(h|r,x)$ (or $p_{\theta}(t|r,h,x)$) is a posterior

1. Some recent models [1], [11], such as CopyRe and CopyMTL, also extract relations before identifying entities. However, CopyRe is insufficient to handle full entity mentions and CopyMTL cannot extract more than the fixed number of triples from a text.

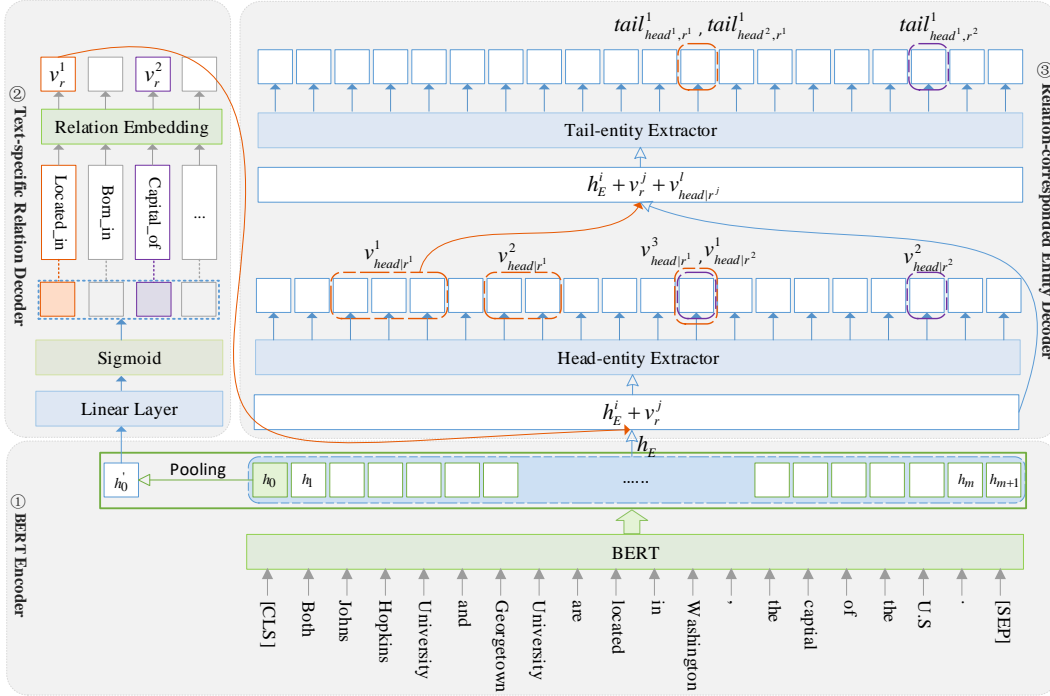


Fig. 2. The framework of the cascade dual-decoder model. In this example, there are two candidate relations detected at the TR decoder, i.e., *Located_in* and *Capital_of*. For each candidate relation v_r^j , the RE decoder extracts the corresponding head entities and tail entities sequentially. At different relations' iterations ($j=1, 2$), head entities $v_{head|r}^j$ and tail entities $tail_{head,r}^j$ at the RE decoder will change accordingly. A triple is extracted as follows: for instance, for the second relation $j=2$, two candidate head entities, i.e., *Washington* ($l=1$) and *U.S.* ($l=2$), are detected. Then, for $l=1$, a tail entity *U.S.* is detected, reflecting the triple (*Washington*, *Capital_of*, *U.S.*) led by the second candidate relation *Capital_of* and the corresponding candidate head entity *Washington*.

probability with extra feature information r , thus better mathematically than $p_\theta(h|x)$ (or $p_\theta(t|h, x)$). This point is also supported by the theoretical analysis² and the experiment over relational triple elements (see Table 3).

Third, the second decoder essentially performs the extracted-relation-specific entity pair recognition, which allows a common entity or entity pair to be shared with multiple extracted relations. This is able to solve the overlapping triple problem.

Fig. 2 presents the framework of the cascade dual-decoder model, of which the training objective is to minimize the KL divergence (i.e. Eq. 2). Given a sentence, the BERT [22] starts to model its text semantics; the text-specific relation (TR) decoder is to detect potential relations according to the text semantics; and then, for each detected relation, the relation-corresponded entity (RE) decoder extracts the corresponding head and tail entities using a span-based tagging scheme. Details are as follows.

3.1 BERT Encoder

We employ the pre-trained BERT model to encode the text representations (see Fig. 2) in order to capture the semantics of a text.

2. We have given theoretical analysis in Appendix B to illustrate the effectiveness of adding extra information r to predict head entities and tail entities.

Let c be a special classification token CLS in BERT, and s be a separator SEP in BERT. Given a text x with n tokens, the input to BERT is the concatenation of the tokens as

$$x = [c, x_1, x_2, \dots, x_n, s], \quad (3)$$

where x_i represents each token in x . The BERT will produce an output \mathbf{h} with $m+2$ vectors:

$$\mathbf{h} = [\mathbf{h}_0, \mathbf{h}_1, \mathbf{h}_2, \dots, \mathbf{h}_m, \mathbf{h}_{m+1}], \quad (4)$$

where for $0 \leq i \leq m+1$, $\mathbf{h}_i \in \mathbb{R}^d$, d denotes the dimension number of the last hidden layer of BERT, and \mathbf{h}_0 is the output for c and \mathbf{h}_{m+1} is the output for s . For $1 \leq i \leq m$, \mathbf{h}_i is produced by the input of token x_j ($1 \leq j \leq n$)³.

The output of \mathbf{h}_0 is used as an input to a pooling layer to produce an input for the text-specific relation decoder shown in the next section.

$$\mathbf{h}'_0 = \text{Pooling}(\mathbf{h}_0). \quad (5)$$

3.2 Text-specific Relation (TR) Decoder

The number of relations varies in different texts. Therefore, it makes more sense to detect how many relations exist in a text before extracting all the relations and their corresponding triples.

3. A token x_j may result in two or more outputs in \mathbf{h}_i , due to stemming, etc. For example, token 'packing' will result in two vectors with one for 'pack' and another one for '##ing'.

As such, detecting the candidate relations in a text is similar to multi-label classification.

Given a pre-defined set of relations $R = \{r_1, r_2, \dots, r_K\}$ (K is the size of R), the output of \mathbf{h}_0 , corresponding to token CLS processed by the pooling layer, is used as input to identify all the potential relations and it is fed to a linear layer before using a sigmoid function φ to yield the probability for each relation type:

$$p_i^r = \varphi(\mathbf{W}^r \cdot \mathbf{h}_0 + \mathbf{b}^r), \quad (6)$$

where $\mathbf{W}^r \in \mathbb{R}^{K \times d}$, $\mathbf{b}^r \in \mathbb{R}^K$. A text has a relation r_i if p_i^r is higher than a pre-defined confidence threshold δ . For example, as shown in Fig. 2, the TR decoder detects two candidate relations, i.e., *Located_in* and *Capital_of*.

3.2.1 Relation embedding

For the relations $(r_{i_1}, \dots, r_{i_k})$ detected by the TR decoder from a text x , where k is the number of detected relations, we use the lookup table of relation embeddings to represent each of them (i.e., r_{i_j}) as a vector \mathbf{v}_r^j so that such a relation can be used for the next decoder to further extract its head and tail entities. Similarly, the pre-defined set of relations $R = \{r_1, r_2, \dots, r_K\}$ can be embedded as $\mathbf{V}_r = [\mathbf{v}_r^1, \dots, \mathbf{v}_r^K]$.

Given a text representation \mathbf{x} , the TR decoder optimizes the following probability to detect the relation r :

$$p_\theta(r|\mathbf{x}) = \prod_{i=1}^K (p_i^r)^{y_i^r} (1 - p_i^r)^{1 - y_i^r}, \quad (7)$$

where y_i^r is the true label of the i -th relation.

3.3 Relation-corresponded Entity (RE) Decoder

The RE decoder includes a head-entity extractor and a tail-entity extractor, as shown in Fig. 2.

3.3.1 Head-entity extractor

The head-entity extractor aims to detect the corresponding head entities for each extracted relation from the TR decoder. At first, the vectors \mathbf{h}_i and \mathbf{v}_r^j are concatenated and fed into the BiLSTM [23] layer to obtain the hidden state of each token’s start tag \mathbf{h}_i^{Hsta} :

$$\mathbf{h}_i^{Hsta} = BiLSTM([\mathbf{h}_i; \mathbf{v}_r^j]), \quad (8)$$

where \mathbf{h}_i denotes the final hidden state of each token of BERT and \mathbf{v}_r^j is the j -th candidate relation vector obtained from a lookup table of relation embedding.

Then, the softmax function $\sigma(\cdot)$ is used to predict the label of each token as the head entity. Formally, when the start position is tagged, the label of each token is predicted as

$$p_i^{Hsta} = \sigma(\mathbf{W}^{Hsta} \cdot \mathbf{h}_i^{Hsta} + \mathbf{b}^{Hsta}). \quad (9)$$

Analogously, when the end position is tagged, the label of each token, used as the head entity, can be predicted as

$$\mathbf{h}_i^{Hend} = BiLSTM([\mathbf{h}_i^{Hsta}; \mathbf{p}_i^{se}]) \quad (10)$$

$$p_i^{Hend} = \sigma(\mathbf{W}^{Hend} \cdot \mathbf{h}_i^{Hend} + \mathbf{b}^{Hend}), \quad (11)$$

where \mathbf{p}_i^{se} [24] represents the vector of the relative distance between the i -th token and the nearest start position in front of the i -th token, and it can be obtained from a looking up table of position embedding.

TABLE 1

Statistics of the used datasets. () refers to the number of the sentences where the complete entity names are annotated; others refer to the cases where only the last words of the entity names are annotated.

Category	NYT		WebNLG	
	Train	Test	Train	Test
#Normal	37013 (35703)	3266 (3136)	1596 (1859)	246 (254)
#EPO	9782 (11991)	978 (1168)	227 (40)	26 (6)
#SEO	14735 (14374)	1297 (1273)	3406 (3154)	457 (448)
#ALL	56195	5000	5019	703
#Relation	24		246	

Accordingly, the head-entity extractor optimizes the following probability to extract the span of head entity h :

$$p_\theta(h|r, \mathbf{x}) = \prod_{i=1}^m (p_i^{Hsta})^{y_i^{Hsta}} (p_i^{Hend})^{y_i^{Hend}}, \quad (12)$$

where m is the length of the text, y_i^{Hsta} and y_i^{Hend} are the true start and the end tags of head entity for the i -th word, respectively.

3.3.2 Tail-entity extractor

The tail-entity extractor is to identify the corresponding tail entity for each head entity from the head-entity extractor. When the start position is tagged, it will perform the following operations on each token:

$$\mathbf{h}_i^{Tsta} = BiLSTM([\mathbf{h}_i; \mathbf{v}_r^j; \mathbf{v}_{head}^l]) \quad (13)$$

$$p_i^{Tsta} = \sigma(\mathbf{W}^{Tsta} \cdot \mathbf{h}_i^{Tsta} + \mathbf{b}^{Tsta}), \quad (14)$$

where \mathbf{v}_{head}^l represents the vector of the l -th head entity from the head-entity extractor, usually defined as the average of the start and end tokens of the l -th head entity since a head entity may consist of multiple tokens.

When the end position is tagged, the label of each token, used as the tail entity, is predicted as

$$\mathbf{h}_i^{Tend} = BiLSTM([\mathbf{h}_i^{Tsta}; \mathbf{p}_i^{se}]) \quad (15)$$

$$p_i^{Tend} = \sigma(\mathbf{W}^{Tend} \cdot \mathbf{h}_i^{Tend} + \mathbf{b}^{Tend}). \quad (16)$$

Accordingly, the tail-entity extractor optimizes the following probability to extract the span of tail entity t :

$$p_\theta(t|r, h, \mathbf{x}) = \prod_{i=1}^m (p_i^{Tsta})^{y_i^{Tsta}} (p_i^{Tend})^{y_i^{Tend}}, \quad (17)$$

where y_i^{Tsta} and y_i^{Tend} are the true start and end tags of tail entity for the i -th word, respectively.

3.4 Joint Training

To train the model in a joint manner, we rewrite our loss function of Eq. 2 into Eq. 18:

$$\mathcal{L} = - \mathbb{E}_{(h,r,t),x} \{ \log p_\theta(r|\mathbf{x}) + \log p_\theta(h|r, \mathbf{x}) + \log p_\theta(t|r, h, \mathbf{x}) \}, \quad (18)$$

where $p_\theta(r|\mathbf{x})$, $p_\theta(h|r, \mathbf{x})$ and $p_\theta(t|r, h, \mathbf{x})$ are defined in Eq. 7, Eq. 12 and Eq. 17, respectively.

TABLE 2

Results on triple extraction under *Partial Match* and *Exact Match*. Results marked by † are reported from [25], results marked by * are reproduced by us, and other results are reported by previous models.

Methods	<i>Partial Match</i>						<i>Exact Match</i>					
	NYT(N)			WebNLG(W)			NYT(N)			WebNLG(W)		
	Pre.	Rec.	F1	Pre.	Rec.	F1	Pre.	Rec.	F1	Pre.	Rec.	F1
NovelTagging	62.4	31.7	42.0	52.5	19.3	28.3	-	-	-	-	-	-
CopyRe	61.0	56.6	58.7	37.7	36.4	37.1	-	-	-	-	-	-
GraphRel	63.9	60.0	61.9	44.7	41.1	42.9	-	-	-	-	-	-
CopyRL	77.9	67.2	72.1	63.3	59.9	61.6	-	-	-	-	-	-
CopyMTL	-	-	-	-	-	-	75.7	68.7	72.0	58.0	54.9	56.4
WDec	-	-	-	-	-	-	88.1	76.1	81.7	88.6†	51.3†	65.0†
AttentionRE	-	-	-	-	-	-	88.1	78.5	83.0	89.5	86.0	87.7
CasRel	89.7	89.5	89.6	93.4	90.1	91.8	89.1*	89.4*	89.2*	87.7*	85.0*	86.3*
Ours	90.2	90.9	90.5	90.3	91.5	90.9	89.9	91.4	90.6	88.0	88.9	88.4

TABLE 3

F1 score results on relational triple elements in terms of *Partial Match* and *Exact Match*.

Methods	Element	<i>Partial Match</i>		<i>Exact Match</i>	
		N	W	N	W
CasRel	(h, t)	89.7	93.5	89.7	87.6
	r	94.9	94.0	95.2	93.7
	(h, r, t)	89.6	91.8	89.2	86.3
Ours	(h, t)	90.7	93.5	90.8	90.9
	r	95.6	94.4	95.6	94.6
	(h, r, t)	90.5	90.9	90.6	88.4

4 EXPERIMENT

4.1 Datasets

Two public datasets are used in our evaluation: NYT [26] and WebNLG [27]. NYT, derived from the distant supervised relation extraction task, contains 24 relation types with 5000 sentences for test, 5000 sentences for validation set, and 56195 sentences for training. WebNLG, originally used for the natural language generation task, includes 246 relation types with a training set of 5019 sentences, a test set of 703 sentences, and a validation set of 500 sentences. Both of these datasets involve the overlapping relational triples. According to the overlapping triple patterns [1], we classify the test set into three types: *Normal*, where the triples of a sentence do not share any entities; *EntityPairOverlap (EPO)*, where at least two triples in a sentence are overlapped by one entity pair; *SingleEntityOverlap (SEO)*, where a sentence has at least two triples that share exactly one entity. The statistics of the above datasets are shown in Table 1.

4.2 Evaluation Metrics

We employ two evaluation metrics for comprehensive experiment studies: (1) *Partial Match* [1], where an extracted triple (h, r, t) is regarded as correct only if its relation and the last word of the head entity name and the tail entity name are correct. Note that only the last word of an entity name in both training and test sets is annotated; (2) *Exact Match* [12], [25], where a predicted triple is regarded as correct only if its relation and the full names of its head and tail entities are all correct. In this metric, the complete entity names are annotated. For a fair comparison, three standard

evaluation indicators, i.e., precision (Pre.), recall (Rec.) and F1 score (F1), are used to evaluate the experimental results.

4.3 Implementation Details

We employ the PyTorch version of BERT_{base}(cased)⁴ as the pre-trained BERT model. For the text-specific relation decoder, we use relation embeddings in GloVe word embedding glove.840B.300d [28] with 300 dimensions. For the relation-corresponded entity decoder, the hidden dimensionality of the forward and the backward LSTM is set to be 384. The threshold for the text-specific relation decoder is set to be 0.5. During training, we use the Adam optimizer. The learning rate and the batch size are set to be 2e-5 and 8, respectively. All the hyper-parameters are tuned on the validation set. To avoid overfitting, we apply dropout at a rate of 0.4. All experiments are conducted with an NVIDIA GeForce RTX 2080 Ti.

4.4 Baseline Methods

We compare our method on NYT and WebNLG datasets with the following baselines: (1) **NovelTagging** [8]; (2) **CopyRe** [1]; (3) **GraphRel** [18]; (4) **CopyRL** [29]; (5) **WDec** [12]; (6) **CopyMTL** [11]; (7) **AttentionRE** [25]; (8) **CasRel** [13].

4.5 Result and Analysis

4.5.1 Main Results

For a fair comparison, we employ the published results of previous studies. Table 2 shows the performance of our proposed method against the baselines on NYT and WebNLG datasets in terms of *Partial Match* and *Exact Match*, where most results have been reported previously. From this table, we observe that our model and CasRel achieve significantly better results than other baselines on the two datasets. For *Partial Match*, our model obtains the best F1 score (90.5%) (with at least 18.4% improvement over NovelTagging, CopyRe, GraphRel and CopyRL) on NYT, and the second best F1 score (90.9%) on WebNLG. For *Exact Match*, which is a stricter metric, our model shows an obvious performance advantage over the baselines on the two datasets. Our model achieves the best precision (89.9%), recall (91.4%) and F1 score (90.6%) (with 1.4% and at least 7.6% improvements over CasRel and other baselines, respectively) on NYT. On WebNLG, our model

4. Available at: <https://github.com/huggingface/transformers>.

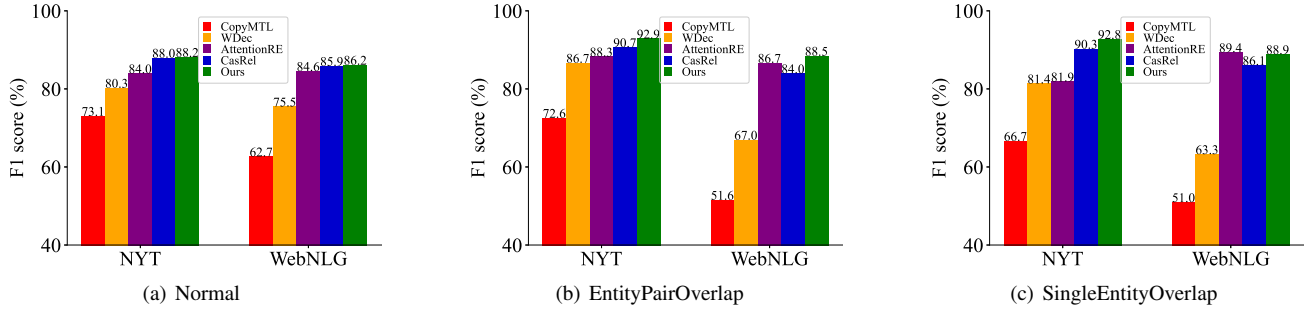


Fig. 3. Results on different sentence types according to the overlapping degree in terms of *Exact Match*.

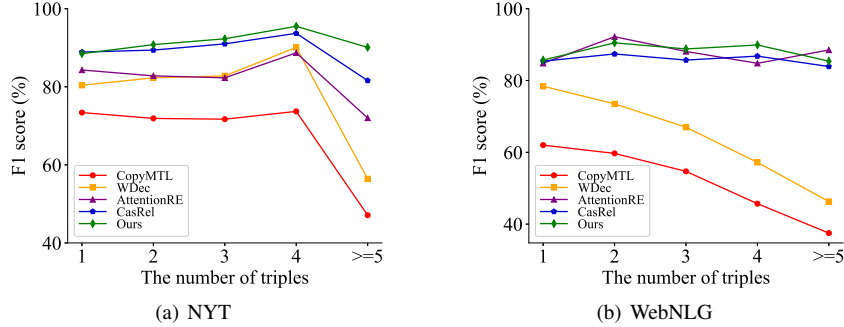


Fig. 4. Results of triple extraction from sentences with different number of triples in terms of *Exact Match*.

performs better than all the baselines, achieving the best F1 score. These encouraging results show that our model is more powerful to deal with complex extraction tasks where the complete name rather than the last word of the entity needs to be identified. This also validates the effectiveness of the proposed cascade dual-decoder (i.e., TR and RE decoders) model.

4.5.2 Result Analysis on Different Triple Elements

We further explore the performance of our model on relational triple elements. Table 3 shows the comparison between our model and the best baseline CasRel on NYT and WebNLG datasets, where an element (e.g., (h, t)) is regarded as correct only if its involved items (e.g., h and t) are all correct, regardless of the correctness of the other items (e.g., r) in the extracted triple (h, r, t) . From Table 3, it is observed that our model outperforms the baseline on most test instances, achieving better F1 scores on relational triple elements in terms of *Partial Match* and *Exact Match*.

We also find that there is a gap between the performance on r and (h, t) on NYT and WebNLG for the two methods, which reveals that extracting entity pairs is more challenging than identifying relations from a text. In a sense, we can use the relations that can be easily identified from a text as extra features to guide the following complex entity pair extraction. This also supports one motivation of our relation-first design that highlights the effect of text-specific relation information on the entity recognition, while CasRel tags the start and end words of tail entities using the pre-defined relation type, which does not make a sufficient use of relation information. Note that Table 3 further shows that our model achieves an obvious performance improvement over CasRel under the strict metric *Exact Match*. This indicates that our model is good at recognizing entity pair (h, t) in the complete entity extraction scenario, which also reveals the model’s real value in practical applications.

4.5.3 Result Analysis on Different Sentence Types

To investigate the performance of our model in extracting overlapping relational triples, we further analyze the statistics obtained by our proposed model and four baselines (i.e., CasRel, CopyMTL, WDec and AttentionRE) on different types of sentences in terms of *Exact Match*. Fig. 3 shows the detailed results on the three overlapping patterns, where *Normal* is the easiest pattern while *EPO* and *SEO* are more difficult to be handled. It can be observed that our model gains consistently best performance over three overlapping patterns. Especially for those hard patterns *EPO* and *SEO*, our model achieves better F1 scores than the best baseline CasRel, which shows its promising capability in dealing with the overlapping triple problem.

Moreover, we conduct an extended test to extract triples from sentences with different number of triples, where the sentence is divided into 5 subclasses, and each class contains texts with 1, 2, 3, 4, or ≥ 5 triples. Fig. 4 plots the comparison results of the five methods via the numbers of triples. From the figure, it is shown that our model attains the best F1 scores in most cases on the two datasets, and it performs very stably with the increasing number of triples. Notably, compared with the best baseline CasRel, our model obtains better F1 score on the most difficult class (≥ 5) on NYT, which indicates that our model is more robust to deal with the complicated scenarios that involve a large number of triples.

5 CONCLUSION

In this paper, we propose a joint extraction scheme based on the dual-decoder (i.e., TR decoder and RE decoder) model. The main idea is to first detect relations from text and model them as extra features to guide the entity pair extraction. Our approach is straightforward: the TR decoder detects relations from a sentence at the text level, and then the RE decoder extracts the corresponding

head and tail entities for each detected relation. This way, is able to well solve the overlapping triple problem. Experiments on two public datasets demonstrate that our proposed model outperforms state-of-the-art methods under the strict evaluation metric, especially achieving significantly better results on relational triple elements.

APPENDIX A KL DIVERGENCE ANALYSIS

Our main idea is to minimize the difference between the probability distribution of real triples and the extracted ones from our model, i.e. to minimize our loss function based on Kullback-Leibler divergence:

$$\min_{\theta} \mathbb{E}_x \{ KL(p((h, r, t)|x) || p_{\theta}((h, r, t)|x)) \}. \quad (19)$$

We can further deduce the above formula to get the final optimization objective formula as follows:

$$\begin{aligned} & \min_{\theta} \mathbb{E}_x \{ KL(p((h, r, t)|x) || p_{\theta}((h, r, t)|x)) \} \\ &= \min_{\theta} \mathbb{E}_x \left\{ \int_{(h,r,t)} p((h, r, t)|x) \cdot \right. \\ & \quad \left. \log \frac{p((h, r, t)|x)}{p_{\theta}((h, r, t)|x)} d(h, r, t) \right\}, \quad (20) \\ &\Leftrightarrow \min_{\theta} \mathbb{E}_x \left\{ \int_{(h,r,t)} -p((h, r, t)|x) \cdot \right. \\ & \quad \left. \log p_{\theta}((h, r, t)|x) d(h, r, t) \right\} \\ &= \min_{\theta} \int_x p(x) \left[\int_{(h,r,t)} -p((h, r, t)|x) \cdot \right. \\ & \quad \left. \log p_{\theta}((h, r, t)|x) d(h, r, t) \right] dx \\ &= \min_{\theta} - \mathbb{E}_{(h,r,t),x} \{ \log p_{\theta}((h, r, t)|x) \} \\ &= \min_{\theta} - \mathbb{E}_{(h,r,t),x} \{ \log (p_{\theta}(r|x) \cdot p_{\theta}(h|r, x) \cdot \\ & \quad p_{\theta}(t|r, h, x)) \}. \quad (21) \end{aligned}$$

Eq. 21 straightforwardly guides the design of our model structure.

APPENDIX B POSTERIOR PROBABILITY ANALYSIS

Based on Eq. 21, our model structure has two parts: one is the text-specific relation decoder corresponding to $p_{\theta}(r|x)$, and the other is relation-corresponded entity decoder corresponding to $p_{\theta}(h|r, x)$ and $p_{\theta}(t|r, h, x)$. However, both probabilities in the relation-corresponded entity decoder are posterior ones conditioned on the text-specific relation r . It is necessary to explore whether extra information r is more effective to improve the accuracy, i.e., the posterior probability is better.

To illustrate the effectiveness of adding the text-specific relation r as extra information to predict head entities and tail entities, we give the following theoretical analysis:

Since the extraction process of tail entities is similar to that of head ones, we only need to investigate the case of head entity extraction. The function between relations r and head entities h_k is defined as

$$r = f(h_k) + e, \quad (22)$$

where e denotes *Gaussian white noise*, f is a complex nonlinear function. We assume that r , h_k , and e respectively obey the following Gaussian distribution:

$$h_k \sim \mathcal{N}(m_h, P_{11}), \quad (23)$$

$$e \sim \mathcal{N}(0, \sigma^2), \quad (24)$$

$$r \sim \mathcal{N}(m_r, P_{22}) \quad (P_{22} > 0). \quad (25)$$

Therefore, without extra information r , the best estimate of head entities is $m_h = \mathbb{E}\{h_k\} = \hat{h}_k$, which is the one as used in [13].

Turning now to the joint distribution of h_k and r , we assume that h_k and r are jointly normally distributed, and the distribution is given as follows:

$$\begin{pmatrix} h_k \\ r \end{pmatrix} \sim \mathcal{N} \left(\begin{bmatrix} m_h \\ m_r \end{bmatrix}, \begin{bmatrix} P_{11} & P_{12} \\ P_{21} & P_{22} \end{bmatrix} \right). \quad (26)$$

A new random variable h_{k+1} is defined as the new measurement of head entities h_k given the condition of extra information r . According to the Bayes formula, we have the posterior probability as follows:

$$p(h_{k+1}) = p(h_k|r) = \frac{p(h_k, r)}{p(r)}. \quad (27)$$

Due to the marginal distribution and properties of normal distribution, the random variable h_{k+1} is also *Gaussian*, and can be easily calculated as follows:

$$h_{k+1} \sim \mathcal{N}(m_{h|r}, P), \quad (28)$$

where $m_{h|r} = \mathbb{E}\{h_k|r\} = \mathbb{E}\{h_{k+1}\} = \hat{h}_{k+1}$. Thus, the least squares estimate of head entities, given relations, is calculated as

$$\begin{aligned} \hat{h}_{k+1} &= m_h + P_{12}P_{22}^{-1}(r - m_r) \\ &= \hat{h}_k + P_{12}P_{22}^{-1}(r - m_r). \end{aligned} \quad (29)$$

Note that, the error $\tilde{h} = h_{k+1} - \hat{h}_{k+1}$ provides significant information about the accuracy of our algorithm. Indeed the mean square estimation error and the expectation error are respectively given by the following formulae:

$$\begin{aligned} \text{trace}(\mathbb{E}\{\tilde{h} * \tilde{h}^T\}) &= \text{trace}(\text{Cov}\{h_{k+1}\}) \\ &= \text{trace}(P), \end{aligned} \quad (30)$$

$$\mathbb{E}\{\tilde{h}\} = \mathbb{E}\{h_{k+1}\} - \mathbb{E}\{\hat{h}_{k+1}\} = 0. \quad (31)$$

Therefore, it is obvious that our algorithm is superior to the one in [13] by the following formulae, that is, extra information r is beneficial to the prediction of head entities (and also tail entities). Experiments on relational triple elements also validate our theoretical analysis.

$$\begin{aligned} \mathbb{E}\{\tilde{h}\} &= \mathbb{E}\{(h_{k+1} - \hat{h}_k) - (\hat{h}_{k+1} - \hat{h}_k)\} \\ &= \mathbb{E}\{h_{k+1} - \hat{h}_k\} - \mathbb{E}\{\hat{h}_{k+1} - \hat{h}_k\} = 0, \quad (32) \\ &\Rightarrow \mathbb{E}\{h_{k+1} - \hat{h}_k\} = \mathbb{E}\{\hat{h}_{k+1} - \hat{h}_k\} \\ &= \hat{h}_{k+1} - \hat{h}_k \\ &= P_{12}P_{22}^{-1}(r - m_r) \neq 0. \end{aligned} \quad (33)$$

Note that we do not consider the condition of x , since both sides have the same condition, which is equivalent to without this condition. Alternatively, we can add this condition and rederive the formulae, which will lead to the same conclusion.

REFERENCES

- [1] X. Zeng, D. Zeng, S. He, K. Liu, and J. Zhao, “Extracting relational facts by an end-to-end neural model with copy mechanism,” in *ACL*, 2018, pp. 506–514.
- [2] G. Zhou, J. Su, J. Zhang, and M. Zhang, “Exploring various knowledge in relation extraction,” in *ACL*, 2005, pp. 427–434.
- [3] M. Mintz, S. Bills, R. Snow, and D. Jurafsky, “Distant supervision for relation extraction without labeled data,” in *ACL/IJCNLP*, 2009, pp. 1003–1011.
- [4] Y. S. Chan and D. Roth, “Exploiting syntactico-semantic structures for relation extraction,” in *ACL*, 2011, pp. 551–560.
- [5] P. Gupta, H. Schütze, and B. Andrassy, “Table filling multi-task recurrent neural network for joint entity and relation extraction,” in *COLING*, 2016, pp. 2537–2547.
- [6] H. Adel and H. Schütze, “Global normalization of convolutional neural networks for joint entity and relation classification,” in *EMNLP*, 2017, pp. 1723–1729.
- [7] A. Katiyar and C. Cardie, “Going out on a limb: Joint extraction of entity mentions and relations without dependency trees,” in *ACL*, 2017, pp. 917–928.
- [8] S. Zheng, F. Wang, H. Bao, Y. Hao, P. Zhou, and B. Xu, “Joint extraction of entities and relations based on a novel tagging scheme,” in *ACL*, 2017, pp. 1227–1236.
- [9] D. Dai, X. Xiao, Y. Lyu, S. Dou, Q. She, and H. Wang, “Joint extraction of entities and overlapping relations using position-attentive sequence labeling,” in *AAAI*, 2019, pp. 6300–6308.
- [10] Y. Wang, B. Yu, Y. Zhang, T. Liu, H. Zhu, and L. Sun, “Tplinker: Single-stage joint extraction of entities and relations through token pair linking,” in *COLING*, 2020, pp. 1572–1582.
- [11] D. Zeng, H. Zhang, and Q. Liu, “Copymtl: Copy mechanism for joint extraction of entities and relations with multi-task learning,” in *AAAI*, 2020, pp. 9507–9514.
- [12] T. Nayak and H. T. Ng, “Effective modeling of encoder-decoder architecture for joint entity and relation extraction,” in *AAAI*, 2020, pp. 8528–8535.
- [13] Z. Wei, J. Su, Y. Wang, Y. Tian, and Y. Chang, “A novel cascade binary tagging framework for relational triple extraction,” in *ACL*, 2020, pp. 1476–1488.
- [14] M. R. Gormley, M. Yu, and M. Dredze, “Improved relation extraction with feature-rich compositional embedding models,” in *EMNLP*, 2015, pp. 1774–1784.
- [15] X. Yu and W. Lam, “Jointly identifying entities and extracting relations in encyclopedia text via a graphical model approach,” in *COLING*, 2010, pp. 1399–1407.
- [16] Q. Li and H. Ji, “Incremental joint extraction of entity mentions and relations,” in *ACL*, 2014, pp. 402–412.
- [17] M. Miwa and Y. Sasaki, “Modeling joint entity and relation extraction with table representation,” in *ACL*, 2014, pp. 1858–1869.
- [18] T. Fu, P. Li, and W. Ma, “Graphrel: Modeling text as relational graphs for joint entity and relation extraction,” in *ACL*, 2019, pp. 1409–1418.
- [19] C. Sun, Y. Gong, Y. Wu, M. Gong, D. Jiang, M. Lan, S. Sun, and N. Duan, “Joint type inference on entities and relations via graph convolutional networks,” in *ACL*, 2019, pp. 1361–1370.
- [20] M. Miwa and M. Bansal, “End-to-end relation extraction using lstms on sequences and tree structures,” in *ACL*, 2016.
- [21] X. Ren, Z. Wu, W. He, M. Qu, C. R. Voss, H. Ji, T. F. Abdelzaher, and J. Han, “Cotype: Joint extraction of typed entities and relations with knowledge bases,” in *WWW*, 2017, pp. 1015–1024.
- [22] J. Devlin, M. Chang, K. Lee, and K. Toutanova, “BERT: pre-training of deep bidirectional transformers for language understanding,” in *NAACL-HLT*, 2019, pp. 4171–4186.
- [23] S. Hochreiter and J. Schmidhuber, “Long short-term memory,” *Neural Comput.*, pp. 1735–1780, 1997.
- [24] B. Yu, Z. Zhang, X. Shu, T. Liu, Y. Wang, B. Wang, and S. Li, “Joint extraction of entities and relations based on a novel decomposition strategy,” in *ECAI*, 2020, pp. 2282–2289.
- [25] J. Liu, S. Chen, B. Wang, J. Zhang, N. Li, and T. Xu, “Attention as relation: Learning supervised multi-head self-attention for relation extraction,” in *IJCAI*, 2020, pp. 3787–3793.
- [26] S. Riedel, L. Yao, and A. McCallum, “Modeling relations and their mentions without labeled text,” in *ECML*, 2010, pp. 148–163.
- [27] C. Gardent, A. Shimorina, S. Narayan, and L. Perez-Beltrachini, “Creating training corpora for NLG micro-planners,” in *ACL*, 2017, pp. 179–188.
- [28] J. Pennington, R. Socher, and C. D. Manning, “Glove: Global vectors for word representation,” in *EMNLP*, 2014, pp. 1532–1543.
- [29] X. Zeng, S. He, D. Zeng, K. Liu, S. Liu, and J. Zhao, “Learning the extraction order of multiple relational facts in a sentence with reinforcement learning,” in *EMNLP-IJCNLP*, 2019, pp. 367–377.