

# CLOAK: Enabling Confidential Smart Contract with Multi-party Transactions

Qian Ren<sup>§\*</sup>   Han Liu<sup>\*</sup>   Yue Li<sup>\*</sup>   Anne Victor<sup>\*</sup>  
 Hong Lei<sup>†\*</sup>   Lei Wang<sup>‡</sup>   Bangdao Chen<sup>§\*</sup>

<sup>§</sup>SSC Holding Company Ltd.

<sup>\*</sup>Oxford-Hainan Blockchain Research Institute

<sup>†</sup>School of Computer Science and Cyberspace Security, Hainan University

<sup>‡</sup>Department of Computer Science and Engineering, Shanghai Jiao Tong University

## Abstract

In recent years, as blockchain adoption has been expanding across a wide range of domains, *e.g.*, supply chain and digital asset, smart contracts' confidentiality has now become a fundamental demand for practical applications. However, while new privacy protection techniques are emerging, how existing ones can best fit development settings is understudied. State-of-art solutions lack architectural support of programming interfaces thus can hardly reach general developers.

This paper proposes CLOAK, a pluggable and configurable framework for developing and deploying confidential smart contracts. The key capability of CLOAK is to allow developers to develop and deploy practical solutions to *Multi-party Transaction* (MPT) problems, *i.e.*, to verifiably transact with secret parameters and states owned by different parties by simply *specifying* it. To this end, CLOAK allows users to specify privacy invariants in a declarative way, automatically generate runtime with enforced privacy, and deploy it to enable the MPT on existing platforms. Additionally, we identify the pitfalls and treats for achieving MPT, *e.g.*, achieving public verifiability and resisting byzantine adversaries with minimal blockchain interaction. In our evaluation of both examples and real-world applications, developers manage to deploy business services on blockchain concisely by only developing CLOAK smart contracts, whose size is less than 13.5% of the deployed ones. Moreover, while previous works require at least  $O(n)$  transactions to secure an MPT, CLOAK requires only 2 transactions and reduces gas cost by 29% on average.

We believe that the insights learned from CLOAK pave the way for public verifiable thus reusable general-purpose multi-party computation achieved by harmonizing TEE and blockchain.

## 1 Introduction

With the rapid development of both permissionless and permissioned blockchains, privacy issues have now become one of the top concerns for smart contracts, *i.e.*, keeping transaction inputs and contract states as secrets to non-relevant

participants. In many of the practical applications, privacy is an essential property to achieve, *e.g.*, avoiding malicious arbitrage on cryptocurrency, protecting sensitive information in a cooperative business. Unfortunately, despite the importance of smart contract privacy, most of the existing blockchains are designed *without privacy* by nature [29,44]. For example, miners of Ethereum verify transactions in a block by re-executing them with the exact input and states. Consequently, private data is shared within the entire network.

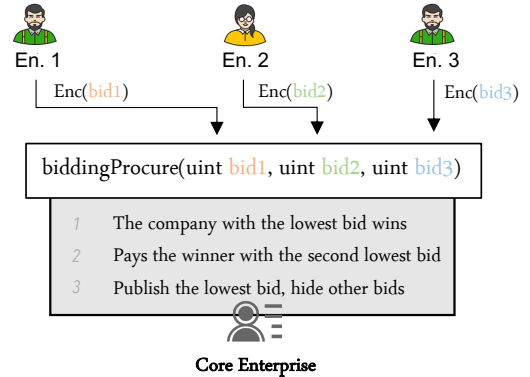


Figure 1: A simplified multi-party scenario

**Confidential smart contract.** To address the aforementioned problem, researchers have proposed various *confidential smart contract* solutions. In general, these approaches fall into two categories that based on cryptography techniques and trusted hardware respectively. For the former class of approaches, techniques including ring signature, homomorphic encryption, and zero-knowledge proof (ZKP) are adopted to achieve anonymity and privacy [5, 8, 11, 25]. For the latter, Trusted Execution Environment (TEE), *e.g.*, Intel SGX, is used to provide confidentiality and trustworthiness [12, 27]. More specifically, TEE is able to reveal sealed transactions and execute them in enclaves, hiding input and contract states with a verifiable endorsement from the hardware manufacture. **Limitations.** However, while both classes of solutions provide architectural capabilities to enforce confidential life-

cycles of transactions, they are insufficient for the *development* of practical applications. Fig. 1 describes a scenario of procurement bidding among multiple enterprises in supply chain applications. Specifically, each participant submits its secret bid. The core enterprise selects a winner with the lowest bid and pays the second-lowest bid by updating the winner’s balance. Cryptography-based solutions suffer from low performance and error-prone implementation since that developers are required to implement a set of off-chain multi-party computation (MPC) programs [21] and on-chain verification smart contracts [11, 25]. Most of TEE-based solutions [12, 27, 35] support general confidential smart contracts with secrets owned by only one side in a single transaction. These solutions process one source of confidential bid input at a time, cache intermediate bids, and generate final states when the bidding is completed thus lead to non-intuitively program model. Although recent works [14, 25] aim to enable secure off-chain MPC programs, they suffer on low scalability by requiring  $O(n)$  blockchain interactions. In summary, literature solutions of confidential smart contracts can hardly fit in the practical multi-party transactions, *i.e.*, transactions with secret inputs and states owned by different parties.

**Challenges.** Handling multi-party transactions on blockchain faces the following challenges:

**C1: Development cost for confidentiality.** Developing a confidential smart contract is time-consuming and error-prone due to the lack of programming support. Given a privacy specification, the development commonly requires embedding low-level controls into implementations for business logic. Consequently, it becomes less flexible for developers to understand, develop and maintain such contracts and more.

**C2: Interoperability with existing blockchains.** Evaluating multi-party transactions involves reading and writing both off-chain and on-chain data, *e.g.*, off-chain parameters and on-chain states. However, existing solutions are primarily for off-chain one-time MPC programs, *i.e.*, receive inputs and deliver outputs off-chain, thus can hardly fit into general application domains, *e.g.* have combined off-chain and on-chain inputs/outputs.

**C3: Security design of multi-party transaction.** Securing multi-party transactions requires efficiently resisting byzantine adversaries, *i.e.*, not only to resist adversaries to abort protocols, peek at secrets, cheat on results *etc.*, but also guarantee the security with minimal blockchain interaction.

**Contributions.** In this paper, we formalize the *Multi-party Transaction* (MPT) problem on blockchain for the first time and harmonize TEE and blockchain to build a general-purpose MPT-enabled confidential smart contract framework, CLOAK. CLOAK allows developers to annotate MPT privacy invariants in contract source code, then do the rest to enable MPT on existing blockchains. Our main contributions are as follows:

- We first identify and formalize the multi-party transaction problem that transacts with secret parameters and states owned by different parties in a public verifiable manner.

- We highlight a domain-specific language (against C1), which allows developers to efficiently annotate MPT privacy invariants directly in developing smart contracts and generate deployable code compliant to the specified privacy invariants.
- We propose a novel MPT-enabled confidential smart contract framework; It is interoperable with existing blockchains (against C2), and achieves confidentiality, public verifiability, and financial fairness under byzantine adversaries in the cost of 2 transactions (against C3).
- We have applied CLOAK in several industrial applications, including supply chain, e-governance, and more. CLOAK has managed to greatly simplify the implementation of a confidential smart contract and reduce the gas cost of MPT.

**Organization.** This paper is organized as follows. Section 2 formally defines the multi-party transaction problem. Section 3 illustrates advances of CLOAK to related works. Section 4 shows the key design and overview of CLOAK. Section 5 answers how CLOAK helps developers specify MPT in an intuitive manner (against C1) and enable MPT on existing blockchains (against C2). Section 6 shows how our protocol proceeds and resists byzantine adversaries (against C3). Finally, we claim system security in Section 7, evaluate CLOAK in Section 8 and conclude in section 9.

## 2 Multi-party Transaction

In this section, we first illustrate the public verifiability required by both public transactions (*e.g.*, normal transactions of Ethereum) and private transactions of confidential smart contracts [12, 27], then identify a new privacy problem called Multi-party Transaction and elaborate its novelty and impact.

Currently, prominent blockchains (*e.g.*, Ethereum [44]) are typically modeled as State Machines. In these blockchains, every single step of state transition is supposed to be verified by all nodes. Thus, we say the state transition is publicly verifiable and the transaction causing the transition has *public verifiability*. Let’s go deep into public verifiability in Figure 2.

**Public verifiability of public transactions.** When a normal transaction is packaged in a block, its transaction parameters, old states, function logic, return values, and new states are all public, therefore we call it PUT (public transaction). We say a PUT has public verifiability since all nodes can re-execute it to verify the state transition. Formally, in Figure 2,  $f$  refers to the function logic of a transaction, *e.g.*, a transaction for rather transferring ETH or calling a function of a contract on Ethereum;  $x$  refers to transaction parameters;  $r$  refers to return values,  $s, s'$  refers to old state and new state separately. We formalize a PUT as the following formula. The *proof* there is for proving that a  $f$  taking parameters  $x$ , transfers the old state  $s$  to  $s'$  and gets return values  $r$ . Obviously, the *proof* of PUT can be the set of published  $x, s, f, s', r$  and everyone can

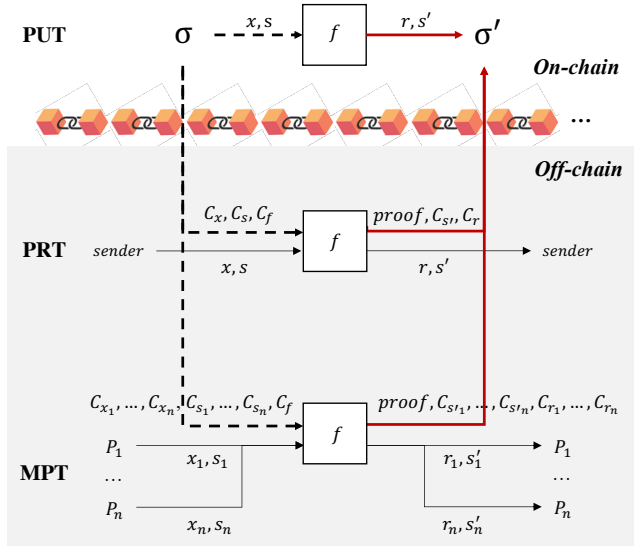


Figure 2: **Public verifiable state transition.** PUT refers to a public transaction. PRT refers to a private transaction that takes secrets from a single party. MPT refers to a multi-party transaction that takes secrets from multiple parties. Dashed thick line arrows refer to reading blockchain while solid thick line arrows refer to writing blockchain.  $\sigma$  refers to the world state.  $C_*$  refers to a commitment to a secret  $*$ .

verify the PUT by re-executing it thus also trusting the state transition caused by a sequence of PUT.

$$\text{PUT : } s \xrightarrow{f(x)} s', r, \text{proof}$$

**Public verifiability of private transactions.** Similarly, as for a private transaction (PRT) of confidential smart contract that takes secrets from a single party, although its  $x, s, s', r$  and even  $f$  can be private, it is also required to prove the validity of it caused state transition from old state commitment to new state commitment, *i.e.*, a PRT also requires public verifiability. As is shown in Figure 2, Let  $C_*$  refer to a cryptographic commitment of  $*$ , *e.g.* the hash or ciphertext of  $*$ . A PRT executes  $f(x, s)$  off-chain, gets private return values  $r$  and new states  $s'$  and generates a *proof*. The *proof* proves that there are indeed private  $f, x, s, s', r$  matching their public commitments  $C_f, C_x, C_s, C_{s'}, C_r$  fits this relation: executing  $f(x, s)$  gets return value  $r$  and causes the state transition from  $s$  to  $s'$ . PRT has been researched for several years and there are both ZKP-based [11, 19, 25] and TEE-based [12, 35] solutions. However, these solutions hardly consider or practically achieve a PRT taking secrets from different parties.

$$\text{PRT : } C_s \xrightarrow{C_f, C_x} C_{s'}, C_r, \text{proof} \mid s \xrightarrow{f(x)} s', r$$

**Multi-party transaction.** In this paper, we expand the public verifiability of PRT to multi-party scenarios and call it Multi-party Transaction (MPT). We model the MPT as the formula below. The *proof* achieves an MPT's public verifiability by proving both variables' relation and privacy policy. Variables'

relation means that anchored by public  $C_{x_i}, C_{s_i}, C_f, C_{s'_i}, C_{r_i}$ , a MPT confidentially executes  $f(x_1, \dots, x_n, s_1, \dots, s_n)$  and outputs private  $r_i, s'_i$  to their corresponding  $P_i$ . The privacy policy of an MPT means that secrets are exactly fed by and delivered to different parties  $P_i$  and their confidentiality is kept in the whole process.

MPT :

$$\begin{aligned} & C_{s_1}, \dots, C_{s_n} \xrightarrow{C_f, C_{x_1}, \dots, C_{x_n}} \\ & C_{s'_1}, \dots, C_{s'_n}, C_{r_1}, \dots, C_{r_n}, \text{proof} \\ & \mid s_1, \dots, s_n \xrightarrow{f(x_1, \dots, x_n)} s'_1, \dots, s'_n, r_1, \dots, r_n \end{aligned}$$

**MPC with strong adversary model vs. MPT.** MPC refers to Multi-Party Computation. Typically, MPC constructs cryptographic protocols to allow different parties to jointly compute a target function without revealing their input secrets to each other [45]. An MPC protocol can be formalized as following formula, where  $f$  refers to the target function,  $x_i, y_i$  refer to private input and output of a party  $P_i$ .

$$f(x_1, x_2, \dots, x_n) \Rightarrow y_1, y_2, \dots, y_n$$

MPC protocols under the strong adversary model, marked as MMPC, consider malicious parties who can arbitrarily abort or misbehave during the protocols. MMPC requires parties to mutually prove their honest behavior in each protocol step so that honest parties can identify misbehaviors in time and even punish misbehaved parties. However, while both MPT and MMPC solutions pursue keeping the confidentiality of parties' secrets and identifying misbehaviors, MPT distinguished from MMPC in *public verifiability* and *blockchain nativeness*.

In terms of *public verifiability*, while MMPC focuses on building the mutual trust of honest behavior among involved parties, MPT focuses on making the public trust both multi-party process and results. In fact, there are indeed many practical scenarios where a non-involved party of MPC needs to verify both MPC process and results without trusting any party, *e.g.*, a regulation authority verifies business compliance without trusting any involved firms, or a miner verifies the state transition caused by an MPC process without trusting any involved parties.

In terms of *blockchain nativeness*, while MMPC [14, 40] just distinguishes a party's inputs and outputs from others, MPT furthermore distinguishes transaction parameters and return values from states. As a result, while parties involved in an MMPC feed their private inputs to the protocol without any restriction, parties of an MPT can also feed transaction parameters without restriction but must feed old states matching the states' commitments on-chain. Moreover, current solutions [14, 38] committing a part of MMPC inputs or outputs on blockchain never consider sharing their committed data with PRT [14, 25, 40]. Conversely, MPT is not considered as a standalone transaction type of confidential smart contract

Table 1: **Comparison of CLOAK with related works.** The ●, ◐, ○, × refers to full, partial, not match and not-related respectively. "Chain Agnostic" means the approach is integrated into the consensus of a specific chain. "Privacy Specification" means the approach proposes a method to specify privacy needs. "Negotiation" means the approach starts with apriori-unknown parties. "min(#TX)" means how many transactions are required by the approach in absence of an adversary.

Approach	min(#TX)	Confidentiality	Adversary Model		Public Verifiability						Chain Agnostic	Privacy Specification	Negotiation	Financial Fairness
			#Parties	#TEE Executors	$x$	$s$	$f$	$r$	$s'$	Policy				
Ethereum [44]	$O(1)$	×	1*	×	●	●	●	●	●	●	×	×	×	×
Ekiden [12]	$O(1)$	●	1*	$m-1$ <sup>1</sup>	○ <sup>2</sup>	●	●	○ <sup>2</sup>	●	●	●	○	×	×
Confide [27]	$O(1)$	●	1*	$\lfloor m/3 \rfloor$ <sup>3</sup>	●	●	●	●	●	●	○	●	×	×
Hawk [25]	$O(n)$	◐ <sup>4</sup>	$n$	×	●	○	●	●	○	○	●	●	○	●
Fastkitten [14]	$O(n)$	●	$n$	1*	○	○ <sup>5</sup>	○	●	○ <sup>5</sup>	○	●	○	○	●
LucidiTEE [38]	$O(n)$	●	$n$	$m-1$	●	○	●	●	◐ <sup>6</sup>	◐ <sup>6</sup>	●	○	●	×
CLOAK	$O(1)$	●	$n$	1*	●	●	●	●	●	●	●	●	●	●

<sup>1</sup> The tolerated number of corrupted *compute nodes*. <sup>2</sup> Transaction parameters  $x$  (resp. return values  $r$ ) are received (resp. delivered) off-chain while not committed on-chain. <sup>3</sup> We assume the Confide's undeclared consensus is BFT. <sup>4</sup> The manager is expected not to leak parties' private data. <sup>5</sup> Fastkitten does not commit the states of MPC programs. <sup>6</sup> LucidiTEE does not consider states owned by different parties.

but coexists with PRT and PUB in contracts. In our work, the data structure of secrets' commitments is well-designed so that can be operated by an MPT as well as a PRT<sup>1</sup>. Most importantly, while some solutions partially commit MMPC only for recording the evaluation, all elements of MPT that uniquely identify the evaluation are forced to be committed on-chain. Because our commitment strategy make it trustworthy to publicly verify the state transition, construct transaction chain to reuse the MPT outputs, and re-executing the MPT for an after-event audit, we believe our work paves the way for public verifiable and reusable multi-party computation.

### 3 Related Work

Since our contributions involve a new language for specifying multi-party privacy and a novel framework harmonizing TEE and blockchain to enforce MPT, in this section, we elaborate how CLOAK distinguishes from current privacy specification languages against smart contracts and confidential smart contract solutions utilizing MPC or TEE.

**Privacy policy languages.** In terms of expressive ability, we first consider privacy policy languages designed for contracts. CCLe [27] and SecondState [39] only distinguishes values between public and private. Zkay [11] allows annotating owners of private data in simplified Solidity. However, Zkay is designed for NIZK-based solutions and does not consider multi-party scenarios. Then, we consider languages that support multi-party computation. Hawk [25] only support hard-coded parties' addresses and is designed for NIZK-based payment system. MPCL [30], Wysteria [33], SecreC [3] and OblivM [26] also only distinguish values between public and private. Differently, CLOAK allows developers to fine-grained annotate private values available to specific addresses ignoring how many parties are involved and leave CLOAK to recognize the transaction types, *i.e.*, PUT, PRT, or MPT. While Fairplay [28], SecreC, and OblivM do not support

general loops with private conditions due to the limitation of fix-round cryptographic algorithms, CLOAK runs the transaction logic with plaintext secrets inside enclaves thus is free of this limitation.

**TEE-enforced confidential smart contract.** As is shown in Table 2, Ekiden [12, 39] reveals and executes private transactions in TEE to confide transactions' parameters and return values, and contracts' states. CCF [35] supports users to run any typescript or C++-based application in a TEE-based permissioned blockchain. CONFIDE [27] designs a key protocol to synchronize and hold a common public key between all SGX. It also holds EVM and WASM in SGX to support kinds of contracts. Because all above three solutions serve to handle a private transaction from its single sender, they inherently indicate PRT policy. However, Ekiden receives inputs and delivers outputs off-chain without committing them on-chain thus does not uniquely bind the PRT, therefore, losing its public verifiability. While both CCF and CONFIDE integrate TEE into the pipeline of their consensus thus being specific to their blockchains, CLOAK is chain-agnostic and can enable confidential smart contracts on existing blockchain.

**Transactions based on multi-party computation.** Transactions based on multi-party computation mean several parties jointly execute a target function and commit part of the information on blockchain without revealing their secrets to each other in the process. As is shown in Table 2, in terms of confidentiality, Hawk [25] requires an credible manager to be tight-lipped thus just achieving partial confidentiality. In terms of public variability, the manager of Hawk updating contract state with ZKP proof makes the multi-party policy transparent to public verifiers, *e.g.*, miners. FastKitten [14] just records  $m$ -round MPC' output on blockchain though additionally achieves the financial fairness when malicious parties or the unique operator misbehave. To the best of our knowledge, CLOAK is the first scheme that achieves public verifiability of MPT-caused state transitions by committing all inputs (*i.e.*, transaction parameters and old state), code, outputs (*i.e.*, return values and new state), and multi-party privacy policy

<sup>1</sup> The definition of PUT indicates its impossibility in involving secrets

on-chain. LucidiTEE does not distinguish parties identities in committed states and policy. In terms of security, while LucidiTEE [38] lacks a collateral system to punish malicious parties, both Hawk and FastKitten [14] adopts challenge-response protocols to punish malicious parties and the single operator-/manager thus achieves financial fairness. CLOAK furthermore improves the challenge-response protocol of FastKitten [14] thus also achieve financial fairness. Moreover, in terms of scalability, MPC-based works [34, 42, 43] allows m-round MPC with penalties over Bitcoin, but relies on the claim-or-refund functionality which requires complex and expensive transactions and collateral thus making these solutions impractical. Schemes adopting TEE to enhance MPC also requires high money-cost [42, 43] and time-consume transactions [14] for collateral, thus suffers on high-cost. In contrast, CLOAK requires only a constant number of collateral transactions for defending adversaries.

To the best of our knowledge, CLOAK is the first to allow developers to specify PUT, PRT, and MPT in a single contract simultaneously. It is also the first to achieve public verifiable state transition caused by MPT and resist byzantine adversaries with normally only 2 transactions.

## 4 CLOAK Design

This section presents the overview of CLOAK, a novel MPT-enabled confidential smart contract framework. We first model the architecture of CLOAK, then introduce the workflow of CLOAK, which helps users develop, deploy and send MPT.

### 4.1 Design challenges of CLOAK

Leveraging TEE and blockchain to build a general-purpose MPT-enabled confidential smart contract framework faces the following challenges.

#### 4.1.1 Support intuitive MPT specification

Expressing multi-party privacy needs is not enough intuitive now. The programming model of TEE requires developers to carefully split normal application code into trusted part and untrusted part, of which the trusted part should be executed in trusted enclaves and the untrusted part be executed in an untrusted environment. There is no intuitive connection between TEEs' programming model and MPT requirements. Moreover, while ZKP-solution-oriented languages [11] do not support multi-party scenarios. Current programming frameworks considering multi-party privacy mainly focus on the off-chain multi-party computation thus less considering the features of smart contracts, *e.g.* parties' identities are represented by addresses [4, 22] or the inputs of MPT split to off-chain parameters and on-chain states. Besides, never of the current languages support PUB, PRT, and MPT in one

contract so developers have to differently specify the privacy needs of various transaction types by different tools or forms.

All these limitations motivate us to propose CLOAK language. The core idea of CLOAK language is allowing developers to intuitively annotate the ownership (*i.e.*, owners' addresses) of private data without considering the type of transactions. Then, CLOAK analyzes how many parties' secrets are involved to infer the type of each transaction.

#### 4.1.2 Achieving public verifiability of MPT

The challenge of achieving public verifiability of MPT is that how to construct a well-structured *proof* of which the structure and size are agnostic of  $x, s, f, r, s'$  and privacy policy.

To design a general structure of *proof*, we first identify a general framework for implementing confidential smart contract based on TEE. The framework marks as a tuple  $(\mathcal{F}, \mathcal{P}, \mathcal{E}, \mathcal{V})$ .  $\mathcal{F}$  refers to the target function  $f$  of MPT.  $\mathcal{P}$  refers to the privacy policy of MPT.  $\mathcal{E}$  refers to TEE, which receives inputs  $x, s$ , runs  $f$ , delivers outputs  $r, s'$ , generates *proof*, and enforces the  $\mathcal{P}$  in the whole process.  $\mathcal{V}$  is a on-chain verifier that holds contract states and accepts new states by verifying the state transition proved by *proof*. Specifically, when  $\mathcal{E}$  successfully executes an MPT, it sends a signed transaction  $TX_{com}$ . The *proof* =  $\langle H_P, H_{\mathcal{F}}, \hat{H}_{C_s}, \hat{H}_{C_x}, \hat{H}_{C_{s'}}, \hat{H}_{C_{r'}} \rangle^2$  in  $TX_{com}$  shows the endorsement of  $\mathcal{E}$  against state transition from  $s$  to  $s'$  caused by the MPT. Therefore, if the  $\mathcal{V}$  verifies that the  $H_P, H_{\mathcal{F}}, \hat{H}_{C_s}$  in  $TX_{com}$  match their required values,  $\mathcal{V}$  accepts the state transition.

#### 4.1.3 Allowing nondeterministic MPT negotiation

Current works [14, 25, 40] assume that the setting of an MPC, *e.g.*, involved parties and target functions, has already been known and fixed, thus all their protocols start from specified static settings. However, in a decentralized and open network, there are definitely scenarios where a party joins an MPT without the idea about other parties' identities, *e.g.*, a public auction where bidders independently decide to join the auction. This is what we called nondeterministic participation, *i.e.*, a party joins an MPT without knowing the identities or a total number of parties until the MPT proposal is settled. Although [38] allows parties to autonomously bind data to a specific MPC task, it costs  $O(n)$  transactions. One may think we can require all parties to interact with a TEE off-chain to negotiate with other parties to avoid the interaction with a blockchain. However, if the negotiation is not settled by the blockchain, the blockchain will neither knows when the MPT starts nor be able to deduct the collateral of the TEE Executor before evaluating the MPT. Consequently, the TEE Executor colluded with some parties can arbitrarily drop or

<sup>2</sup>The  $H_P$  (resp.  $H_{\mathcal{F}}$ ) refers to  $\text{hash}(\mathcal{P})$  (resp.  $\text{hash}(\mathcal{F})$ ).  $\hat{H}_{C_s}$  refers to  $\text{hash}([C_{s_i}|1..n])$ , as well as  $\hat{H}_{C_x}, \hat{H}_{C_{s'}}, \hat{H}_{C_{r'}}$ .

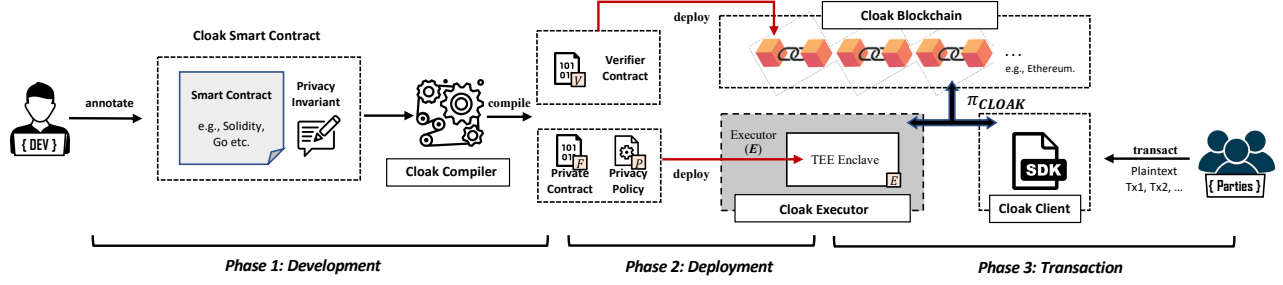


Figure 3: The overall workflow of CLOAK framework

delay MPT outputs without being discovered and punished by the blockchain.

In this paper, we propose an *nondeterministic negotiation protocol* to support the mentioned nondeterministic participation of MPT parties. The basic idea is to let a party send an MPT proposal to start a negotiation process. Then, parties agreeing on the MPT proposal can send their acknowledgments and their inputs' commitments to join the MPT. When the negotiation is finished, TEE attaches parties' identities and inputs' commitments in the proposal to get a settled proposal and publishes the settled MPT proposal on the blockchain. In this way, both parties and TEE proceed next depending on the unique MPT proposal confirmed on the blockchain.

#### 4.1.4 Resisting adversary with minimal transactions

A CLOAK Executor running a TEE controls the TEE's interaction with the environment. Thus, a malicious Executor can abort the execution of the TEE or present Eclipse Attacks [12] by dropping, delaying, and even mutating input and output messages of TEE. Besides that, malicious parties can also abort in any protocol stage to present a DoS attack. Current works [14, 25, 42] resisting the above attacks require both parties and the Executor to deposit collaterals at the beginning of the protocol. Even though all parties and the Executor behave honestly, these works lead to minimal  $O(n)$  transactions for each MPC, which is high-cost and impractical.

In this paper, we design a *one-deposit-multiple-transact* mechanism which only requires constantly 2 transactions when all parties and the Executor behave honestly. Specifically, the Executor and parties globally deposit coins to an address controlled by TEE once. When they join an MPT, the collaterals required for the MPT will be deducted from their coins before executing MPT and refunded to them after the MPT successfully completed. In this way, a party can safely and concurrently join multiple MPT alongside at any time the sum of deducted collaterals of these MPTs do not exceed the party's deposited coins. As for scenarios that malicious Executor or parties present, we adopt an improved *challenge-response* mechanism which additionally requires  $O(m)$  transactions, where  $m$  is the number of malicious parties. We stress that the challenge-response mechanism typically

will not be executed often due to the high financial cost for an adversary. Finally, we achieve  $O(1)$  transactions per MPT in normal cases.

## 4.2 Architecture and workflow

The target blockchain architecture interoperable with CLOAK is modeled as  $A_{BC}$ . Here  $BC$  is a general-purpose smart contract enabled blockchain on which the data are available to all  $C$ , e.g., Ethereum [44].  $C$  is a user/client sending transactions, e.g., a digital wallet. There can be multiple  $C$  nodes (indicated by !) but a single blockchain  $BC$ .

$$A_{BC} := BC|!C$$

We design a CLOAK framework to enable confidential smart contract supporting both PRT and MPT on the  $A_{BC}$ . A blockchain with architecture  $A_{BC}$  equips CLOAK in a plugable manner to become a new architecture  $A_{CLOAK-BC}$ , where  $BC$  and  $C$  in  $A_{BC}$  are enhanced to be CLOAK Blockchain ( $BC$ ) and CLOAK Client ( $C$ ) respectively.

$$A_{CLOAK-BC} := BC|E|!C$$

**CLOAK Blockchain ( $BC$ ).** This is a  $BC$  with deployed CLOAK service smart contract, i.e., the `CloakService` (CS) in Algorithm 1.

**CLOAK Executor ( $E$ ).** A CLOAK Executor ( $E$ ) is a server holding a TEE. The TEE marks as  $\mathcal{E}$ , which runs the CLOAK enclave program in Algorithm 2.

**CLOAK Client ( $C$ ).** A CLOAK Client is a  $C$  with CLOAK SDK.  $C$  is able to interact with specified  $BC$  and  $E$  to send PRT or MPT. We mark a CLOAK Client as  $C$ .

We leave the details of how to initialize an  $A_{BC}$  to become  $A_{CLOAK-BC}$  in Appendix 9.1. Here we assume that the one-time global initialization has been done and we get a  $BC$  (which has deployed CS) and  $E$  (which publishes the public key  $pk_E$  and address  $adr_E$  of  $E$ ). Figure 3 shows the workflow of CLOAK framework. It is mainly divided into three phases: **development**, **deployment**, and **transaction**. We will briefly travel through these three phases and then introduce them in detail in Section 5 and 6. Moreover, as PRT can be regarded as 1-party MPT, we exemplify how CLOAK achieves MPT in the follow-up part of this paper, without losing generality.

In the *development phase*, a developer uses CLOAK Language, a domain-specific annotation language we will present in Section 5, to intuitively annotate privacy invariants in a Solidity smart contract. The annotated contract calls a CLOAK smart contract. Taking the CLOAK smart contract, CLOAK Compiler identifies transaction types, then generates the corresponding privacy enforcement code: a verifier contract  $\mathcal{V}$ , a private contract  $\mathcal{F}$ , and a privacy policy  $\mathcal{P}$ .

In the *deployment phase*, the developer deploys the generated  $\mathcal{V}$ ,  $\mathcal{F}$ ,  $\mathcal{P}$  to  $A_{\text{CLOAK-BC}}$ . Specifically, the developer first deploys  $\mathcal{V}$  to  $BC$ . The  $\mathcal{V}$  is constructed by hashes of  $\mathcal{F}$ ,  $\mathcal{P}$  specifying that only state transitions caused by  $\mathcal{F}$ ,  $\mathcal{P}$  can be accepted. Then, the developer deploys  $\mathcal{F}$ ,  $\mathcal{P}$  to the  $\mathcal{E}$  of CLOAK Executor and binds the address of deployed  $\mathcal{V}$  to form the binding of  $(\mathcal{F}, \mathcal{P}, \mathcal{V}, \mathcal{E})$ . Afterward,  $\mathcal{E}$  in high-level is responsible for enforcing  $\mathcal{P}$ , evaluating  $\mathcal{F}$ , and sending transactions to  $\mathcal{V}$  in achieving each MPT.

In the *transaction phase*, all parties of an MPT follow CLOAK protocol  $\pi_{\text{CLOAK}}$  to interact with the  $BC$  and  $E$  to send MPT. The protocol proceeds in four stages. In these stages, while the setup stage globally proceeds once for  $E$  and each party, other stages proceed for each MPT. In the following illustration, as  $E$  is just responsible for relaying input and output messages of its  $\mathcal{E}$ , we simplify the indirect communications of parties  $\rightarrow E \rightarrow \mathcal{E}$  (resp.  $BC \rightarrow E \rightarrow \mathcal{E}$ ) to direct communications of parties  $\rightarrow \mathcal{E}$  (resp.  $BC \rightarrow \mathcal{E}$ ) unless otherwise stated.

- **Global setup stage:** When  $\mathcal{E}$  is registered on  $BC$ .cs, all parties can verify that  $\mathcal{E}$  is initialized correctly by checking its attestation report.  $\pi_{\text{CLOAK}}$  first requires  $E$  and all parties to globally block their coins on  $BC$ . Specifically,  $E$  and parties deposit their coins to  $\mathcal{E}$ 's address. The collaterals for joining each MPT will be deducted from these coins.
- **(MPT) Negotiation stage:** A party sends an MPT proposal to  $\mathcal{E}$  without knowing other parties a priori.  $\mathcal{E}$  starts a *non-deterministic negotiation protocol*. First,  $\mathcal{E}$  generates an id for the proposal and broadcasts the signed proposal with the id to all parties. If a party is interested in or required by the proposal, it responds an acknowledgment to  $\mathcal{E}$  where the acknowledgment includes signed commitment of the party's parameters.  $\mathcal{E}$  keeps collecting parties' acknowledgments until the negotiation stage timeouts or collected acknowledgments meet the settlement condition of negotiation. Then,  $\mathcal{E}$  sends a  $TX_p$  to  $BC$ .  $TX_p$  publishes the settled MPT proposal which records settled parties' identities and parameters' commitments.  $TX_p$  also deducts collaterals of  $E$  and all parties for the MPT proposal in case one of them aborts the MPT after the negotiation succeeds.
- **(MPT) Execution stage:** When  $TX_p$  has been confirmed on  $BC$ , each party sends their signed inputs (*i.e.*, parameters and old states) to  $\mathcal{E}$ , which computes the MPT. Upon receiving these inputs,  $\mathcal{E}$  first verifies Proof-of-Publication (PoP) [12, 14] of  $TX_p$  to ensure that  $TX_p$  has been con-

firmed on  $BC$ , which indicates that collaterals of parties have been deducted<sup>3</sup> and parties cannot change their parameters. Then,  $\mathcal{E}$  checks that collected parties' inputs meeting their commitments in  $TX_p$ . In case  $\mathcal{E}$  does not receive inputs from some parties,  $\mathcal{E}$  needs to determine whether these parties failed to send inputs or if  $E$  behaved maliciously (*e.g.*, by dropping messages). Therefore,  $\mathcal{E}$  will punish  $E$  unless it can prove that it reminded these parties but did not receive the inputs. This proof is generated by performing a improved *challenge-response protocol* in [14] via the blockchain:  $E$  publicly challenges these parties on  $BC$ . As soon as this challenge transaction is confirmed, these parties need to respond publicly on  $BC$  by posting a response transaction with the ciphertext of their inputs. If these parties respond,  $\mathcal{E}$  can extract plaintext of their inputs and continue with the protocol execution. If these parties did not respond,  $E$  forwards the respective blocks as a transcript to  $\mathcal{E}$  to prove that these parties misbehaved, so that  $\mathcal{E}$  sends  $TX_{pns}$  to refund collaterals deducted by  $TX_p$  to all honest parties and stop the protocol. Otherwise, if all parties' inputs have been successfully collected,  $\mathcal{E}$  executes the MPT to get outputs (*i.e.*, return values and new states).

- **(MPT) Distribution stage:** When the execution stage finished,  $\mathcal{E}$  sends a  $TX_{com}$  to commit the outputs on  $BC$ , so that all parties seeing their outputs' ciphertext in  $TX_{com}$  can decrypt the ciphertext to get their corresponding return values and new states. Since  $TX_{com}$  indicates the honesty of both  $E$  and all parties during the protocol, this transaction also refunds their collaterals respectively. In case  $E$  neither stops the MPT by  $TX_{pns}$  nor completes the MPT by  $TX_{com}$  and leads to timeout, any party can send  $TX_{out}$  to punish  $E$  and claim their collaterals back.

### 4.3 Adversary model

$\pi_{\text{CLOAK}}$  is executed by  $n$  parties and a CLOAK Executor  $E$  (who owns the TEE  $\mathcal{E}$ ) to enforce MPT, and depends on TEE to ensure its confidentiality and integrity. In this paper, we consider a *byzantine adversary* who can corrupt all parties and  $E$  but not  $\mathcal{E}$ . The compromised parties or  $E$  can behave arbitrarily, *e.g.*, scheduling processes as well as reordering, delaying, mutating messages, however, can not break the confidentiality and integrity of TEE itself. Therefore, while a party need not execute contracts themselves or hold TEE, we assume honest party trust all attested TEE as well as their own platforms and CLOAK Client  $C$ . Although we instantiate the TEE in  $\pi_{\text{CLOAK}}$  based on SGX, our design is TEE-agnostic. In the following, we exemplify SGX to illustrate why the confidentiality and integrity assumption of TEE are practical.

We stress that although recent research showed some attacks against SGX, the confidentiality and integrity guarantees of SGX are still trustworthy. Specifically, we assume

<sup>3</sup>In other words, both  $E$  and parties have enough balance in their globally deposited coins and indeed deducted collaterals required by the specific MPT.

$L ::= \text{id} \mid L[e]$	(Location)
$\alpha ::= \text{me} \mid \text{all} \mid \text{id} \mid \text{tee}$	(Privacy type)
$\tau ::= \text{bool} \mid \text{uint256} \mid \text{address} \mid \text{bin} \mid \text{mapping}(\tau_1 \Rightarrow \tau_2 @ \alpha_2) \mid \text{mapping}(\text{address}! \text{id} \Rightarrow \tau @ \alpha) \mid \text{address}[\text{id}] \mid \tau @ \alpha$	(Data type)
$e ::= c \mid \text{me} \mid L \mid \text{reveal}(e, \alpha) \mid \ominus e \mid e_1 \oplus e_2 \mid e_1 ? e_2 : e_3 \mid \dots$	(Expression)
$P ::= \text{skip} \mid \tau @ \alpha \text{id} \mid L = e \mid P_1; P_2 \mid \text{require}(e) \mid \text{if } e \{ P_1 \} \text{ else } \{ P_2 \} \mid \text{while } e \{ P \}$	(Statement)
$F ::= \text{function } f(\tau_1 @ \alpha_1 \text{id}_1, \dots, \tau_n @ \alpha_n \text{id}_n) \text{ returns } \tau @ \alpha \{ P; \text{return } e; \}$	(Function)
$C ::= \text{contract id} \{ (\text{final}) ? \tau_1 @ \alpha_1 \text{id}_1; \dots (\text{final}) ? \tau_n @ \alpha_n \text{id}_n; F_1 \dots F_m \}$	(Contract)

Figure 4: **Syntax of CLOAK**. The  $f$  and 'id' are identifiers,  $c$  is a constant. Native functions are highlighted

that  $E$  has full control over the machine and consequently can execute arbitrary code with root privileges. First, a malicious  $E$  can exploit memory-corruption vulnerabilities [2] in enclave code through the API between the host process and the enclave. We assume a common code-reuse defense such as control-flow integrity (CFI) [1, 9], or fine-grained code randomization [15] to be in place and active. Then, we consider architectural side-channel attacks, *e.g.*, based on caches [6]. These attacks can expose access patterns from SGX enclaves (and therefore our CLOAK prototype). However, this prompted the community to develop several software mitigations [20, 36, 37] and new hardware-based solutions [13, 31]. A more serious Micro-architectural side-channel attacks like Foreshadow [7] can extract plaintext data and effectively undermine the attestation process CLOAK relies on, leaking secrets and enabling the enclave to run a different application than agreed on by the parties; however, the vulnerability enabling Foreshadow was already patched by Intel [24]. Therefore, since existing defenses already target SGX vulnerabilities and since CLOAK's design is TEE agnostic (*i.e.*, it can also be implemented using ARM TrustZone or next-generation TEEs), we consider mitigating side-channel leakage as an orthogonal problem and out of scope for this paper so that the confidentiality and integrity of TEE devices is still trustworthy. Therefore, users can trust the TEE integrity attested by Intel Attestation Service.

We assume the common prefix, chain quality, and chain growth of the blockchain are held so that honest parties and the Executor can access and trusted the confirmed transactions on the blockchain. While the confidentiality and integrity guarantees of SGX are still trustworthy, we note that CLOAK does not, and cannot reasonably, prevent contracts from leaking secrets intentionally or unintentionally through software bugs.

## 5 CLOAK Language

In this section, we present a domain-specific language, which expands privacy invariants annotation - allows developers to annotate privacy invariants intuitively at the place where the data are defined - to the MPT scenario (handling C1).

### 5.1 Language Syntax

CLOAK language is a domain-specific annotation language for the confidential smart contract; it allows developers to *declare an owner's identity and annotate the owner's private data ignoring the number of owners a transaction involved*. CLOAK language is implemented based on Solidity [18] one of the most influential smart contract languages [23]. Fig. 4 shows the syntax of CLOAK language; it consists of (memory) locations, data and privacy types, expressions, statements, functions, and contracts. In order to focus on key insights, CLOAK is deliberately kept simple.

Locations ( $L$ ) consist of contract field identifiers, function arguments and local variables ('id', alphanumeric strings), and mapping entries ( $L[e]$ ).

A type declaration ( $\tau @ \alpha$ ) in CLOAK consists of a data type ( $\tau$ ), and a privacy type ( $\alpha$ ) specifying the owner of a construct. Privacy types consist of **me**, a pseudo-address indicating public accessibility (**all**), a pseudo-address indicating TEE accessibility (**tee**) and identifiers (covering state variables, array elements and mapping key tags). For readability, we often omit **all**, writing  $\tau$  instead of  $\tau @ \text{all}$ . Besides the well-known data types (the **bool** and **uint256**), CLOAK supports addresses indicating accounts (**address**), and binary data capturing signatures, public keys and ciphertexts (**bin**). In addition, types include mappings, *i.e.*,  $\text{mapping}(\tau_1 \Rightarrow \tau_2 @ \alpha_2)$  (resp. arrays  $\tau @ \alpha$ ) and named mappings, *i.e.*,  $\text{mapping}(\text{address}! \text{id} \Rightarrow \tau @ \alpha)$  (resp. named arrays  $\text{address}[\text{id}]$ ), defining name 'id' for the key of the map to be used in the value type  $\tau @ \alpha$  (resp. for the element of the array to be used in  $\tau @ \alpha$ ). It is straightforward to extend CLOAK with additional types, such as **float** and **struct**.

The only cloak-specific expressions are the runtime address of the caller (**me**), common address of  $\bar{E}$  (**tee**), and reclassification of information (**reveal**). The highlighted expressions can be viewed as evaluations of so-called native functions  $g(e_1, \dots, e_n)$ , including standard arithmetic and boolean operators (captured by  $\ominus, \oplus$ ). It is straightforward to extend CLOAK with additional native functions (as indicated by ' $\dots$ ').

Statements ( $P$ ) in CLOAK are mostly standard. To declare a local variable, we write  $\tau @ \alpha \text{id}$ . If  $e$  does not evaluate to true,  $\text{require}(e)$  throws an exception. While we only discuss

functions ( $F$ ) which return a value, CLOAK also allows constructors and functions without return values. Contracts ( $C$ ) consist of contract field declarations and function declarations, where contract fields may be declared final.

## 5.2 Specify Privacy Invariants

### 5.2.1 Invariants specification exemplified

With CLOAK language, users can intuitively specify the MPT in Fig. 1 as a CLOAK smart contract, the `.cloak` file in Listing 1. In line 2, the developer can declare the key of balances as a temporary variable `k`, then specify that the corresponding value is owned by the account with address `k`, e.g., `balances[tenderer]` is owned by the tenderer in line 23. In line 3, the developer specifies `mPrice` to be public. In lines 6-7, to handle an uncertain number of suppliers, the developer declares owners `p` and their owned data separately in two dynamic arrays. In line 10, the return value `sPrice` is owned by the winner. In lines 12-13, the developer reveals private data to another owner, which is forced by CLOAK to avoid unconsciously leaking private data. In lines 14-24, it computes the lowest price, the second-lowest price, and the winner. The computation is based on the operation between private data from different parties, e.g., `bids[i] < sPrice, balances[tenderer] += sPrice`.

```

1 contract SupplyChain {
2   mapping(address !k => uint @k) balances;
3   uint @all mPrice;
4
5   function biddingProcure(
6     address !p parties,
7     uint @p bids,
8     address tenderer
9   ) public
10  returns (address winner, uint @winner sPrice)
11  {
12    winner = parties[0];
13    uint mPrice = reveal(bids[0], all);
14    sPrice = reveal(bids[0], winner);
15    for (uint i = 1; i < parties.length; i++)
16    {
17      if (bids[i] < mPrice) {
18        winner = parties[i];
19        sPrice = mPrice;
20        mPrice = bids[i];
21      } else if (bids[i] < sPrice) {
22        sPrice = bids[i];
23      }
24    }
25    balances[tenderer] -= sPrice;
26    balances[winner] += sPrice;
27  }
28 }

```

Listing 1: An exemplified CLOAK smart contract (`.cloak`)

### 5.2.2 Type system exemplified

We now discuss the type system. We present core rules of CLOAK's type system (illustrated shortly) in Fig. 5. We write

$\Gamma \vdash e : \tau @ \alpha$  (resp.  $\Gamma \vdash L : \tau @ \alpha$ ) to indicate that expression  $e$  (resp. location  $L$ ) is of type  $\tau @ \alpha$  under the typing context  $\Gamma$ . We write  $g \vdash \prod_{i=1}^n \tau_i @ \alpha_i \rightarrow \tau @ \alpha \triangleright F : \beta$  to express that the  $i^{th}$  argument of a native function  $g$  is of type  $\tau_i @ \alpha_i$ , the return value is of type  $\tau @ \alpha$ , where  $\alpha, \alpha_1, \dots, \alpha_n \in \{\text{me}, \text{all}, \text{id}\}$ , the function type of  $F$  which  $g$  belongs to is  $\beta \in \{\text{PUT}, \text{PRT}, \text{MPT}\}$ . We write  $\Gamma \xrightarrow{P} \Gamma'$  to indicate that statement  $P$  is well-typed and transforms the typing context  $\Gamma$  to  $\Gamma'$ , capturing that  $P$  might declare new variables and thereby modifies the context.

$$\begin{array}{c}
\frac{\Gamma \vdash L : \tau @ \alpha \quad \alpha \text{ provably evaluates to } \alpha'}{\Gamma \vdash L : \tau @ \alpha'} \\
\text{(a) reduce} \\
\\
\frac{\Gamma \vdash L : \tau @ \alpha \quad \Gamma \vdash e : \tau @ \alpha' \quad (\alpha = \alpha' \vee \alpha' = \text{all})}{\Gamma \xrightarrow{L=e} \Gamma'} \\
\text{(b) assign} \\
\\
\frac{\Gamma \vdash e : \tau @ \alpha}{\Gamma \vdash \text{reveal}(e, \alpha') : \tau @ \alpha'} \\
\text{(c) reveal}
\end{array}$$

Figure 5: Selected typing rules for expressions

Fig. 5 shows the expression rules. The provable equal  $\alpha$  and  $\alpha'$  will be recorded as a same owner (Fig. 5a). The type rule for assignments  $L = e$  (Fig. 5b) requires (a) typing the target location  $L$  as  $\tau @ \alpha$ , (b) the expression  $e$  as  $\tau @ \alpha'$ , and (c)  $\alpha = \alpha' \vee \alpha' = \text{all}$ . To avoid type errors, we must explicitly reclassify expression private to  $\alpha$  to another owner  $\alpha'$  (Fig. 5c).

$$\vdash g : \prod_{i=1}^n \tau_i @ \alpha_i \rightarrow \tau @ \alpha_o \triangleright \left\{ \begin{array}{ll} F : \text{PUT} & \forall \alpha_i \in \{\text{all}\} \\ F : \text{PRT} & |\alpha_o \setminus \{\text{all}, \text{tee}\}| = 1 \\ F : \text{MPT} & (\exists \alpha_i = \text{tee}) \vee (|\alpha_o \setminus \{\text{all}\}| \geq 2) \end{array} \right.$$

Figure 6: Typing rules for functions.  $\alpha_o = \{\alpha_1, \dots, \alpha_n\}$  is the unified owner set of all expressions in  $g$

Fig. 6 shows the function rules recognizing the function type. We denote the unified owner set of  $g$ 's expressions as  $\alpha_o = \{\alpha_1, \dots, \alpha_n\}$ . For example,  $g$  include  $\tau_1 @ \text{all}, \tau_2 @ \text{id}, \tau_3 @ \text{me}, \tau_4 @ \text{all}$ . Given `me` equals `id` (by Fig. 5a) thereby  $\alpha_o = (\text{all}, \text{me})$ . The functions type of  $F$  which  $g$  belongs to is typed as public transaction (PUT) iff  $\alpha_o = \{\text{all}\}$ , private transaction (PRT) iff only one private expression exists but not owned by `tee`, and multi-party transaction (MPT) iff  $g$  reads secrets from different parties. Here we design the typing rules of PRT and MPT for two reasons. First, since computational sparse PRT can be also implemented by ZKP solutions, we distinguish it from MPT to allow developers in parallel implement PRT functions without TEE, e.g., [11], though we stress that it's also easy to naturally support PRT by regarding it as a 1-party MPT. Second, we classify the scenarios involving `tee`-owned private data to MPT in reason

that it also needs evaluating the function in enclaves, thus technically being equivalent to **MPT** in the compilation.

Taking a CLOAK smart contract, CLOAK ignores the annotation to check the Solidity validation first, then builds an Abstract Syntax Tree (AST) for further analysis. It adopts rules in Fig. 5 to infer expression owners and recognize function type by Fig. 6. Then, CLOAK checks privacy invariants consistency, *e.g.*, prohibiting developers from implicitly assigning private data to variables owned by others. For example, in Listing 1 line 6-7, the developer declares the address array `_parties`'s elements as `p`, and annotates the `_bids`'s elements being private to `p` respectively. Therefore, CLOAK requires the run-time length of `_parties` equals it of `_bids`. Next, in line 20, the run-time owner of `_bid[i]`, *i.e.*, `_parties[i]`, is different from the owner of `sPrice`, thus CLOAK infers the function being **MPT**.

### 5.3 Generate and Deploy Enforcement Code

With a specified CLOAK smart contract, CLOAK compiles the contract to generate enforcement code, *i.e.* a verifier contract  $\mathcal{V}$  that be deployed on blockchain to verify state transition, a private contract  $\mathcal{F}$  that will be confidentially executed in TEE, and a privacy policy  $\mathcal{P}$  that holds ownership setting of the CLOAK smart contract and is also deployed to and enforced by TEE. We leave the details of  $\mathcal{V}$ ,  $\mathcal{F}$ ,  $\mathcal{P}$  in Appendix 9.2.

In the **deployment phase**, a developer uses  $\mathcal{C}$  to deploy the generated enforcement code (*i.e.*,  $\mathcal{V}$ ,  $\mathcal{F}$ ,  $\mathcal{P}$ ) to  $A_{\text{CLOAK-BC}}$  (handling **C2**). Specifically, the developer first deploys  $\mathcal{V}$  to **BC**.  $\mathcal{V}$  is constructed by  $adr_{\mathcal{E}}$  and hashes of  $\mathcal{F}$ ,  $\mathcal{P}$ . In this way,  $\mathcal{V}$  only accepts state transition transactions that match the  $\mathcal{F}$ ,  $\mathcal{P}$  in it and are sent by  $adr_{\mathcal{E}}$ . Then, the developer deploys  $\mathcal{F}$ ,  $\mathcal{P}$  to  $\mathcal{E}$  and binds  $adr_{\mathcal{V}}$  to  $\mathcal{F}$ ,  $\mathcal{P}$ . We leave the details of how to deploy  $\mathcal{V}$ ,  $\mathcal{F}$ ,  $\mathcal{P}$  to  $A_{\text{CLOAK-BC}}$  in Appendix 9.2.

## 6 CLOAK Protocol

CLOAK protocol  $\pi_{\text{CLOAK}}$  is used to enforce MPT in the **transaction phase** (handling **C3**). As is shown in Figure 7, given a CLOAK blockchain **BC**, a party set  $\bar{P}$  (a set of  $\mathcal{C}$  participating the MPT), and a CLOAK Executor  $\mathcal{E}$ , where  $|\bar{P}| = n$ , we stress that each  $P_i \in \bar{P}$  communicates with  $\mathcal{E}$  of  $\mathcal{E}$  by secure channel, *i.e.*, all messages sent by a party  $P_i$  to  $\mathcal{E}$  is signed by  $P_i$  and encrypted by  $pk_{\mathcal{E}}$ , while all messages sent by  $\mathcal{E}$  to  $P_i$  are also signed by  $\mathcal{E}$ . Therefore, for simplicity, we omit to mark ciphertext in communications between  $\bar{P}$  and  $\mathcal{E}$  in the following, but will explicitly mark the ciphertext in each transaction sent to the blockchain.

### 6.1 CLOAK Protocol in Transaction Phase

As explained in Section 4, our protocol  $\pi_{\text{CLOAK}}$  used in the **transaction phase** proceeds in four stages, depicted in Fig-

ure 7. Before using CLOAK, a party  $P_i$  is supposed to globally *register* its public key  $pk_i$  and *deposit* its coins  $Q$  in *global setup stage*. We stress this stage happen only once for each party. Then, three stages follows to evaluate an MPT. During a *negotiation stage*, all parties negotiate to join an MPT and finally,  $\mathcal{E}$  commits settled MPT proposal with parties' inputs commitments and deducts their collateral on-chain. Then, an *execution stage* follows for collecting plaintext of parameters and old states from parties and executing MPT in the TEE enclave to get outputs. When the execution finishes, the protocol enters a *distribution stage* to commit outputs and complete the MPT. We now explain the detailed protocol steps in depth. The detailed interactions are displayed in Figure 7. Algorithm 2 in Appendix 9.1 describes the CLOAK enclave program  $\mathcal{E}$ .

#### 6.1.1 Negotiation stage

The negotiation stage uses an *nondeterministic negotiation protocol* ( $\text{Proc}_{\text{noneg}}$ ) to guide parties to reach a consensus on an MPT proposal and commit parameters  $x_i$  on-chain<sup>4</sup>.  $\text{Proc}_{\text{noneg}}$  allows  $\bar{P}$  proceeds in two steps.

**S1:** One party who wants to call an MPT  $f$  send an MPT proposal  $p = \langle f, q, t_n \rangle$  to  $\mathcal{E}$ , in which  $t_n$  means the time of finishing the negotiation phase,  $q$  refers to required collaterals for punishing malicious parties. Then,  $\mathcal{E}$  generates a random id  $id_p$  for the proposed MPT and broadcasts the signed  $\langle id_p, p \rangle$  to parties.

**S2:** Receiving  $\langle id_p, p \rangle$ , each  $P_i$  interested in the MPT autonomously computes the commitment  $C_{x_i}$  of its parameter  $x_i$  and sends a signed acknowledgment  $ACK_i = \langle id_p, C_{x_i} \rangle$  to  $\mathcal{E}$  before  $t_n$ .  $\mathcal{E}$  receiving  $ACK_i$  knows that  $P_i$  is interested in the MPT. Then,  $\mathcal{E}$  reads  $TX_{pk}^i$  to get  $pk_i$ .  $pk_i$  will be used for encrypting  $P_i$ 's secrets next.  $\mathcal{E}$  keeps collecting  $ACK_i$ . If collected  $ACK_i$  meet the settlement condition<sup>5</sup> in  $p$ ,  $\mathcal{E}$  constructs the settled proposal  $p'$  which expands  $p$  with parties' addresses  $\bar{P}$  and the hash of parameter commitments  $H_{C_x}$ .  $\mathcal{E}$  then sends  $TX_p$  to confirm the  $p'$  on blockchain before executing the MPT.  $TX_p$  also deducts  $q$  collateral of each party respectively before executing the MPT. Then,  $\mathcal{E}$  goes to the *execution stage*. Otherwise, if the settlement condition is still not satisfied and the time exceeds  $t_n$ , the negotiation of the  $p$  failed and  $\mathcal{E}$  stops the protocol.

#### 6.1.2 Execution stage

This stage aims to collect plaintext inputs from parties and execute the MPT to get outputs. It also contains three steps.

**S1:** Upon  $TX_p$  is confirmed on **BC**,  $\mathcal{E}$  verifies the Proof-of-Publication ( $PoP_p$  [10, 12]) of  $TX_p$ . Then,  $\mathcal{E}$  reads  $f$ -needed

<sup>4</sup>As contracts' storage, old state  $s_i$  has been committed on-chain.

<sup>5</sup>Settlement conditions of negotiation can be flexible and configurable, *e.g.*, all inputs required by the MPT have been provided or the number of parties exceeds a specific number.

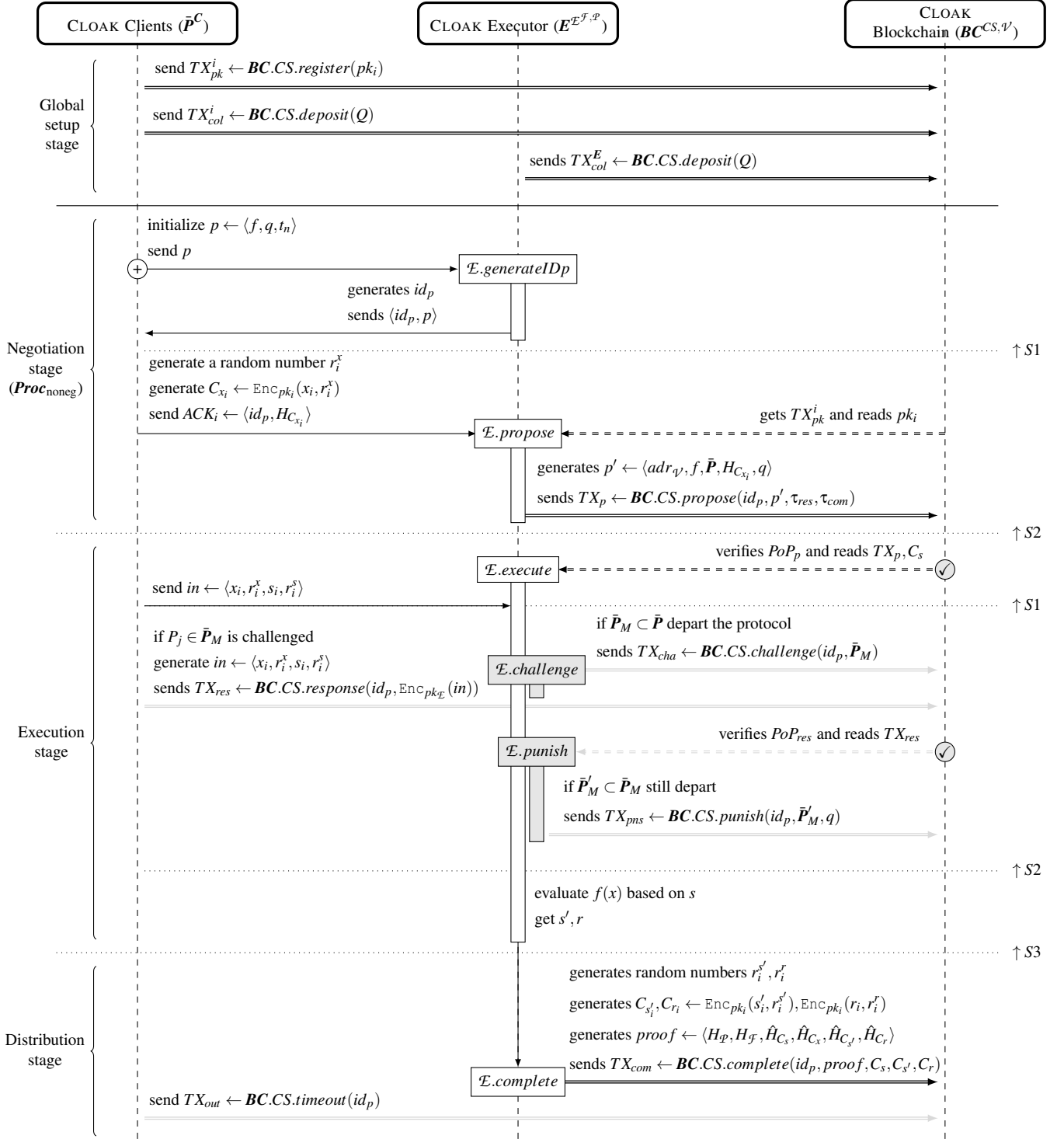


Figure 7: **The detailed CLOAK protocol  $\pi_{\text{CLOAK}}$ .** The  $\bar{P}^C$  means parties holding CLOAK Client  $C$ . The  $E^{\mathcal{E}, \mathcal{F}, \mathcal{P}}$  means a CLOAK Executor holding a TEE device  $\mathcal{E}$  with deployed  $\mathcal{F}, \mathcal{P}$ .  $\text{BC}^{\text{CS}, \mathcal{V}}$  means the CLOAK Blockchain with deployed CLOAK service contract  $\text{CS}$  and verifier contract  $\mathcal{V}$ . Double dashed arrows refer to reading from the blockchain and double arrows refer to sending a transaction to the blockchain. Normal arrows mean off-chain communication.  $\text{Proc}_{\text{nonneg}}$  refers to Non-deterministic negotiation protocol. All parties  $P_i$  communicate with the CLOAK Executor in secure channels, thus we omit to mark ciphertext in communications between  $\bar{P}$  and  $\mathcal{E}$  for simplicity but explicitly mark the ciphertext in each transaction published on  $\text{BC}^{\text{CS}, \mathcal{V}}$ . For parties' private data, we refer the part of data  $d$  owned by  $P_i$  to  $d_i$  (e.g.,  $x_i, r_i^x$ ), and refer an array  $[d_i]_{1..n}$  including all  $d_i$  from  $n$  parties to  $d$  (e.g.,  $x, r^x$ ). For operation based on these data, we similarly refer  $\text{hash}(d_i)$  to  $H_{d_i}$ , and  $[\text{hash}(d_i)]_{1..n}$  to  $H_d$  (e.g.,  $H_{C_x}$  refers to  $[\text{hash}(C_{x_i})]_{1..n}$ ). Differently, we refer  $\hat{H}_d$  (e.g.,  $\hat{H}_{C_x}, \hat{H}_{C_s}$ ) to  $\text{hash}([d_i]_{1..n})$ .

old state commitments  $C_s$ <sup>6</sup> from  $BC$ . Meanwhile, each party  $P_i$  knowing they are involved in  $TX_p$  sends inputs (*i.e.*, parameters  $x_i$  and old states  $s_i$ ) to  $\mathcal{E}$ . The  $\mathcal{E}$  receiving  $P_i$ 's inputs recomputes commitments of  $x_i, s_i$  respectively to match them with their commitments  $C_{x_i}, C_{s_i}$ . If all involved parties' inputs are collected and matched,  $\mathcal{E}$  goes to **S3**. Otherwise, if  $\mathcal{E}$  finds that some parties' inputs mismatches their on-chain commitments, or have not received some parties' inputs before  $t_e$ ,  $\mathcal{E}$  marks these parties as potentially misbehaved parties  $\bar{P}_M$  and returns  $\bar{P}_M$  to  $E$ . Then,  $E$  calls *challenge* to send  $TX_{cha}$  to challenge all parties in  $\bar{P}_M$  on-chain. Then,  $\mathcal{E}$  goes to **S2**.

**S2:** When  $TX_{cha}$  has been confirmed on-chain, honest parties in  $\bar{P}_M$  are supposed to send a  $TX_{res}$  to publish their ciphertext of inputs  $x_i, s_i$  on  $BC$ . All published  $TX_{res}$  are required to be confirmed before block height  $\tau_{res}$ . When the block height goes to  $\tau_{res}$ ,  $\mathcal{E}$  reads published  $TX_{res}$  and verifies its  $PoP_{res}$ . For a party  $P_i$  in  $\bar{P}_M$ , if  $\mathcal{E}$  successfully reads matched inputs from its  $TX_{res}^i$ ,  $\mathcal{E}$  removes  $P_i$  from  $\bar{P}_M$ . Otherwise, if  $PoP_{res}$  shows that no  $TX_{res}^i$  is published or the inputs in  $TX_{res}^i$  are still mismatched,  $\mathcal{E}$  keeps  $P_i$  in  $\bar{P}_M$ . After that, if  $\bar{P}_M$  becomes empty, which means all inputs are collected,  $\mathcal{E}$  goes to **S3**. On the contrary, if  $\bar{P}_M$  is not empty, which means the misbehavior of parties left is confirmed,  $\mathcal{E}$  marks these misbehaved parties as  $\bar{P}'_M$ . Then,  $\mathcal{E}$  sends  $TX_{pns}$ . The  $TX_{pns}$  calls  $BC.CS.punish$  to refund deducted collaterals of all parties to only honest parties on average and settle the MPT with **ABORT**.

**S3:** If all parties' inputs are correctly collected,  $\mathcal{E}$  replaces the state of private contract  $\mathcal{F}$  with old state  $s$ , then execute  $f(x)$  to get MPT outputs, *i.e.*, return values  $r$  and new state  $s'$ .

### 6.1.3 Distribution stage

This stage delivers  $s'_i, r_i$  to each  $P_i$  by publishing their commitments on-chain. Specifically,  $\mathcal{E}$  computes commitments of  $s'_i, r_i$  thus getting  $C_{s'_i}, C_{r_i}$ . Then,  $\mathcal{E}$  generates a *proof* and sends  $TX_{com} = BC.CS.complete(id_p, proof, C_s, C_{s'}, C_r)$  to blockchain. The *proof* =  $\langle H_{\mathcal{P}}, H_{\mathcal{F}}, \hat{H}_{C_s}, \hat{H}_{C_{s'}}, \hat{H}_{C_r} \rangle$  where  $H_{\mathcal{P}}$  (resp.  $H_{\mathcal{F}}$ ) refers to  $\text{hash}(\mathcal{P})$  (resp.  $\text{hash}(\mathcal{F})$ ) and  $\hat{H}_{C_s}$  refers to  $\text{hash}([C_{s_i}|1..n])$  as well as  $\hat{H}_{C_{s'}}, \hat{H}_{C_r}$ . The *proof* in  $TX_{com}$  achieves the public verifiability of the MPT by following way: The signed  $TX_{com}$  means that  $\mathcal{E}$  endorses that by enforcing a privacy policy  $\mathcal{P}$  (matching  $H_{\mathcal{P}}$ ), it takes private  $x, s$  (matching  $\hat{H}_{C_s}, \hat{H}_{C_{s'}}$ ) from  $\bar{P}$ , evaluates  $f$  of a private contract  $\mathcal{F}$  (matching  $H_{\mathcal{F}}$ ), and gets private outputs  $s', r$  (matching  $\hat{H}_{C_{s'}}, \hat{H}_{C_r}$ ). Therefore, by trusting the integrity and confidentiality of  $\mathcal{E}$ , if  $BC.CS$  checks that  $H_{\mathcal{P}}, H_{\mathcal{F}}$  in *proof* match recorded  $H_{\mathcal{P}}, H_{\mathcal{F}}$  in  $\mathcal{V}$  and the  $H_{C_s}$  in *proof* matches the current state commitments<sup>7</sup> of  $\mathcal{V}$ ,  $BC.CS$  then accepts the state transition and updates  $\mathcal{V}$ 's current state commitment with  $C_{s'}$ , which signals the **COMPLETE** of the MPT. Otherwise, if  $\mathcal{E}$  departing the protocol does not complete (by  $TX_{com}$ )

<sup>6</sup>The old states that the called MPT  $f$  read in execution.  $\mathcal{E}$  reads  $f$ -needed old states commitments from  $BC$  according to  $f$ 's read set  $\mathcal{P}_f \cdot \mathcal{P}_X$ .

<sup>7</sup> $\mathcal{V}$  reads current state commitments of  $\mathcal{V}$  according to  $TX_{com} \cdot \mathcal{P}_X$

or stop (by  $TX_{pns}$ ) the MPT before the block height  $\tau_{com}$ , it indicates that  $E$  departs the protocol by dropping  $TX_{com}$  and  $TX_{pns}$  or crashing. Then, any  $P_i$  can send  $TX_{out}$  to punish  $E$  and refunds their collaterals with additional compensation.  $TX_{out}$  also finishes the MPT with **TIMEOUT**.

## 7 System Security

In this section, we present the underlying protocol security considerations of CLOAK. The architecture security is shown in Appendix 9.3. To guarantee security for the protocol, we require three security properties. Intuitively, they can be explained as the following:

**Confidentiality.** During a period without any compromised TEE, CLOAK guarantees that the inputs, return values, and contract states of MPT are kept secret to their owners.

**Public Verifiability.** Everyone can verify that a state transition correctly results from an MPT which given committed old states and parameters from different parties results in the claimed committed return values and new states.

**Financial Fairness.** At least one of parties or the Executor is honest, then either (i) the protocol correctly completes execution of MPT or (ii) all honest parties and the Executor know that setup or negotiation failed and stay financially neutral or (iii) all honest parties and the Executor know the protocol abort, stay financially neutral, and malicious parties or Executor must have been financially punished.

**Theorem 1** (Informal statement). *The protocol  $\pi_{CLOAK}$  satisfies confidentiality, public verifiability, financial fairness*

## 8 Evaluation

**System implementations.** We prototype CLOAK compiler by ANTLR [32]. It generates  $\mathcal{P}$  in JSON and contracts  $\mathcal{V}, \mathcal{F}$  in Solidity 0.8 [16]. We use Ganache [41] as  $BC$  and prototype the CLOAK enclave program and its called EVM [17] in C++ as an application of CCF [35] with a single node.

**Methodology and setup.** To evaluate the effectiveness of CLOAK, we propose 3 research questions.

- **Q1:** How does CLOAK language reduce the complexity of developing confidential smart contracts?
- **Q2:** What's the cost of initialization, setup and deployment for enabling MPT on a blockchain by using CLOAK?
- **Q3:** What's the cost of sending MPT by using CLOAK?

The experiment is based on Ubuntu 18.04 with 32G memory and 2.2GHz Intel(R) Xeon(R) Silver 4114 CPU. Although the gas cost of a specific transaction is deterministic, it also varies from transaction arguments. Therefore, we send each

transaction of CLOAK parsed contract 5 times with different arguments to get the average.

**Development Simplicity.** To answer Q1, we apply CLOAK on 8 contracts. The 8 contracts vary from LOC, scenarios, and privacy needs. Contracts business involves energy, education, blockchain infrastructure and so on. Their LOC distributes from 29 to 1035, which is a representative LOC distribution of Ethereum contracts [23]. Each of these contracts consists of at least two of three function types (PUT, PRT, and MPT). Table 2 shows the LOC of code before and after using CLOAK. Specifically, for MPT related code, while developers simply annotate privacy invariants of MPT in Solidity contract, CLOAK generates a total of 2.86-21.78X LOC, including 0.30-4.11X LOC of verifier contracts, 1.06-4.33X private contracts, and 1.67-13.33X privacy policies. Therefore, CLOAK significantly reduces the development complexity of privacy in cryptography understanding and code implementation.

Table 2: **The LOC of code before and after using CLOAK.** #C refers to the number of transactions (PUT, PRT, MPT); The  $\#F_a$ ,  $\#V_a$ , and  $\#P_a$  refer to LOC of the CLOAK smart contract, private contract, verifier contract, and privacy policy respectively.

Name	#TX	#C	$\#F_a$	$\#V_a$	$\#P_a$	MPT related			
						#C	#F	#V	#P
PowerGrid	4(1, 1, 2)	29	60	71	146	11	36	39	114
Bidding	4(1, 1, 2)	46	70	73	164	22	56	61	137
SupplyChain	6(1, 4, 1)	71	110	118	357	9	39	37	120
Scores	6(1, 2, 3)	79	126	139	438	37	106	126	289
ERC20Token	11(4, 4, 3)	115	152	130	662	38	55	37	240
YunDou	14(11, 0, 3)	275	348	331	1172	99	105	58	433
Oracle	22(20, 0, 2)	329	323	333	1720	37	60	48	307
HTLC	39(31, 0, 8)	1035	858	576	2240	377	437	146	816

**Gas cost of initialization and deployment.** To answer Q2, we discuss the gas cost of deploying `CloakService` and generated contracts. Specifically, we compile the CLOAK smart contracts in Table 2. As is depicted in Figure 8. In global initialization phase, deploying the `CloakService` to enable CLOAK cost the CLOAK service provider 4.49M gas. In global setup stage, each party pays 127k gas to *register* its public key and 42k gas to *deposit* its coins. Then, for developers, they pay 2.90-6.87X gas to deploy the transformed small contracts (PoW.-ERC.), 1.49X gas to deploy the transformed `Yun.`, 0.92X gas to deploy the transformed `Ran.`, and 0.05X to deploy the transformed HTLC, where `Yun.`-HTLC are industrial contracts. This result indicates that with the computation complexity of original contracts growing, the gas cost of transformed contracts relatively reduces. That is because the gas cost of generated  $\mathcal{V}$  to verify and update new state depends more on how many state variables the  $\mathcal{V}$  managed than how heavy the computation is in original contracts. Therefore, CLOAK has great potentiality in applying to industrial contracts.

**Gas cost of sending MPT.** To answer Q3, for all 8 contracts, all their 24 MPT cost 0.71X gas to the Fastkitten on average.

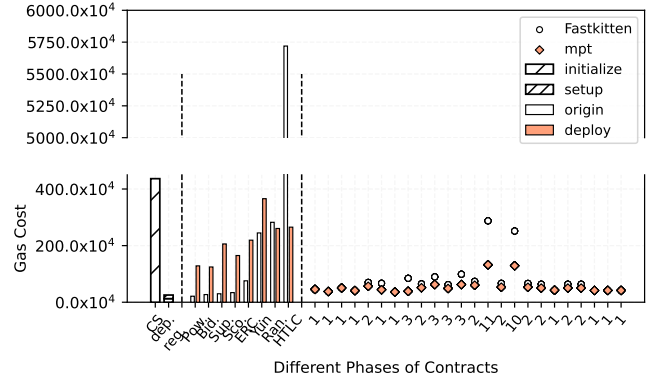


Figure 8: **The gas cost of CLOAK**

Specifically, for the MPT with 1 party (classified as MPT by tee), CLOAK cost 0.97X gas. However, for all MPT with at least 2 parties, CLOAK cost 0.46-0.82X gas (0.71X on average). The result shows that the more parties involved in an MPT, the more advantage CLOAK has in gas cost, e.g., for 10 parties, CLOAK costs only 0.46X gas against Fastkitten. We stress that while our implementation is definitely not optimized, we can furthermore adopt other methods to reduce the gas cost. We discuss it in detail in Appendix 9.4.

**Off-chain latency of sending MPT.** Normally, all 24 MPT complete in 6 second except that an bidding transaction with 6 parties completes in 8 seconds. We stress that only 0.1-0.39s is cost for negotiation phase and 0.26-0.71s is for execution and distribution phase. Most time 4-5s is spent on verifying the  $PoP_p$  of  $TX_p$ , which is also indicated in [14].

## 9 Conclusion

In this paper, we have first identified and formalized the problem of the Multi-party Transaction which requires public verifiability of a state transition caused by a multi-party computation process. We also developed a novel framework, CLOAK, to enable confidential smart contracts with mixed PUT, PRT, and MPT on existing blockchains. To the best of our knowledge, CLOAK advances in these aspects: introducing the first domain-specific language which allows developers to specify PUT, PRT, and MPT in a single confidential smart contract by annotating privacy invariants at the place; the first solution achieving public verifiability of an MPT; supporting parties negotiating MPT proposals without knowing each other's identity in prior; achieving financial fairness under byzantine adversary model. During our evaluation of CLOAK in both examples and real-world smart contracts, the LOC of developing CLOAK smart contract is 13.5% less than deployed ones, and CLOAK requires only 2 transactions to secure an MPT.

In conclusion, CLOAK achieves low-cost, secure, and public verifiable MPT. It eliminates low-level, bug-prone, and time-consuming MPT implementations for both developers and users thus paving the way for general-purpose multi-party privacy-preserved computation.

## References

- [1] Martín Abadi, Mihai Budiu, Ulfar Erlingsson, and Jay Ligatti. Control-flow integrity principles, implementations, and applications. *ACM Transactions on Information and System Security (TISSEC)*, 13(1):1–40, 2009.
- [2] Andrea Biondo, Mauro Conti, Lucas Davi, Tommaso Frassetto, and Ahmad-Reza Sadeghi. The guards dilemma: Efficient Code-Reuse attacks against intel sgx. In *27th USENIX Security Symposium (USENIX Security 18)*, pages 1213–1227, Baltimore, MD, August 2018. USENIX Association.
- [3] Dan Bogdanov, Peeter Laud, and Jaak Randmets. Domain-polymorphic programming of privacy-preserving applications. In *Proceedings of the Ninth Workshop on Programming Languages and Analysis for Security*, pages 53–65, 2014.
- [4] Niek J. Bouman. MPyC: Rapid-Prototyping MPC Computations in Python, 10 2018.
- [5] Sean Bowe, Alessandro Chiesa, Matthew Green, Ian Miers, Pratyush Mishra, and Howard Wu. ZEXE: Enabling Decentralized Private Computation. *2020 IEEE Symposium on Security and Privacy*, 2020.
- [6] Ferdinand Brasser, Urs Müller, Alexandra Dmitrienko, Kari Kostiaainen, Srdjan Capkun, and Ahmad-Reza Sadeghi. Software grand exposure: Sgx cache attacks are practical. In *11th USENIX Workshop on Offensive Technologies (WOOT 17)*, Vancouver, BC, August 2017. USENIX Association.
- [7] Jo Van Bulck, Marina Minkin, Ofir Weisse, Daniel Genkin, Baris Kasikci, Frank Piessens, Mark Silberstein, Thomas F. Wenisch, Yuval Yarom, and Raoul Strackx. Foreshadow: Extracting the keys to the intel sgx kingdom with transient Out-of-Order execution. In *27th USENIX Security Symposium (USENIX Security 18)*, page 991–1008, Baltimore, MD, August 2018. USENIX Association.
- [8] Benedikt Bünz, Shashank Agrawal, Mahdi Zamani, and Dan Boneh. Zether: Towards privacy in a smart contract world. In Joseph Bonneau and Nadia Heninger, editors, *Financial Cryptography and Data Security*, pages 423–443, Cham, 2020. Springer International Publishing.
- [9] Nathan Burow, Scott A Carr, Joseph Nash, Per Larsen, Michael Franz, Stefan Brunthaler, and Mathias Payer. Control-flow integrity: Precision, security, and performance. *ACM Computing Surveys (CSUR)*, 50(1):1–33, 2017.
- [10] Lorenzo Cavallaro, Johannes Kinder, XiaoFeng Wang, Jonathan Katz, Iddo Bentov, Yan Ji, Fan Zhang, Lorenz Breidenbach, Philip Daian, and Ari Juels. Tesseract: Real-Time Cryptocurrency Exchange Using Trusted Hardware. *Proceedings of the 2019 ACM SIGSAC Conference on Computer and Communications Security*, pages 1521–1538, 2019.
- [11] Lorenzo Cavallaro, Johannes Kinder, XiaoFeng Wang, Jonathan Katz, Samuel Steffen, Benjamin Bichsel, Mario Gersbach, Noa Melchior, Petar Tsankov, and Martin Vechev. zkay: Specifying and Enforcing Data Privacy in Smart Contracts. pages 1759–1776, 2019.
- [12] Raymond Cheng, Fan Zhang, Jernej Kos, Warren He, Nicholas Hynes, Noah Johnson, Ari Juels, Andrew Miller, and Dawn Song. Ekiden: A Platform for Confidentiality-Preserving, Trustworthy, and Performant Smart Contracts. *2019 IEEE European Symposium on Security and Privacy (EuroS&P)*, 00:185–200, 2019.
- [13] Victor Costan, Ilia Lebedev, and Srinivas Devadas. Sanctum: Minimal hardware extensions for strong software isolation. In *25th USENIX Security Symposium (USENIX Security 16)*, pages 857–874, 2016.
- [14] Poulami Das, Lisa Eckey, Tommaso Frassetto, David Gens, Kristina Hostáková, Patrick Jauernig, Sebastian Faust, and Ahmad-Reza Sadeghi. FastKitten: Practical smart contracts on bitcoin. In *28th USENIX Security Symposium (USENIX Security 19)*, pages 801–818, Santa Clara, CA, August 2019. USENIX Association.
- [15] Lucas Vincenzo Davi, Alexandra Dmitrienko, Stefan Nürnberger, and Ahmad-Reza Sadeghi. Gadge me if you can: secure and efficient ad-hoc instruction-level randomization for x86 and arm. In *Proceedings of the 8th ACM SIGSAC symposium on Information, computer and communications security*, pages 299–310, 2013.
- [16] Ethereum. Solc 0.5.17, July 2021.
- [17] Ethereum Foundation. Ethereum virtual machine, Dec 2020.
- [18] Ethereum Foundation. Solidity documentation, Dec 2020.
- [19] Alex Gluchowski. Zk rollup: scaling with zero-knowledge proofs. 2019.
- [20] Daniel Gruss, Julian Lettner, Felix Schuster, Olya Ohrimenko, Istvan Haller, and Manuel Costa. Strong and efficient cache side-channel protection using hardware transactional memory. In *26th USENIX Security Symposium (USENIX Security 17)*, pages 217–233, 2017.

- [21] Marcella Hastings, Brett Hemenway, Daniel Noble, and Steve Zdancewic. SoK: General Purpose Compilers for Secure Multi-Party Computation. volume 00 of *2019 IEEE Symposium on Security and Privacy (SP)*, pages 1220–1237, 2019.
- [22] Marcella Hastings, Brett Hemenway, Daniel Noble, and Steve Zdancewic. SoK: General Purpose Compilers for Secure Multi-Party Computation. *2019 IEEE Symposium on Security and Privacy (SP)*, 00:1220–1237, 2019.
- [23] Péter Hegedűs. Towards Analyzing the Complexity Landscape of Solidity Based Ethereum Smart Contracts. *Technologies*, 7(1):6, 2019.
- [24] Intel. Resources and response to side channel ll terminal fault, Dec 2021.
- [25] Ahmed Kosba, Andrew Miller, Elaine Shi, Zikai Wen, and Charalampos Papamanthou. Hawk: The Blockchain Model of Cryptography and Privacy-Preserving Smart Contracts. *2016 IEEE Symposium on Security and Privacy (SP)*, pages 839–858, 2016.
- [26] Chang Liu, Xiao Shaun Wang, Kartik Nayak, Yan Huang, and Elaine Shi. Oblivm: A programming framework for secure computation. In *2015 IEEE Symposium on Security and Privacy*. IEEE, 2015.
- [27] David Maier, Rachel Pottinger, AnHai Doan, Wang-Chiew Tan, Abdussalam Alawini, Hung Q Ngo, Ying Yan, Changzheng Wei, Xuepeng Guo, Xuming Lu, Xiaofu Zheng, Qi Liu, Chenhui Zhou, Xuyang Song, Boran Zhao, Hui Zhang, and Guofei Jiang. Confidentiality Support over Financial Grade Consortium Blockchain. pages 2227–2240, 2020.
- [28] Dahlia Malkhi, Noam Nisan, Benny Pinkas, Yaron Sella, et al. Fairplay-secure two-party computation system. In *USENIX Security Symposium*, volume 4, page 9. San Diego, CA, USA, 2004.
- [29] Satoshi Nakamoto. Bitcoin: A peer-to-peer electronic cash system. *Decentralized Business Review*, page 21260, 2008.
- [30] Janus Dam Nielsen and Michael I Schwartzbach. A domain-specific programming language for secure multiparty computation. In *Proceedings of the 2007 workshop on Programming languages and analysis for security*, pages 21–30, 2007.
- [31] Job Noorman, Pieter Agten, Wilfried Daniels, Raoul Strackx, Anthony Van Herrewege, Christophe Huygens, Bart Preneel, Ingrid Verbauwhede, and Frank Piessens. Sancus: Low-cost trustworthy extensible networked devices with a zero-software trusted computing base. In *22nd USENIX Security Symposium (USENIX Security 13)*, pages 479–498, 2013.
- [32] Terence Parr. Antlr(another tool for language recognition), Dec 2020.
- [33] Aseem Rastogi, Matthew A Hammer, and Michael Hicks. Wysteria: A programming language for generic, mixed-mode multiparty computations. In *2014 IEEE Symposium on Security and Privacy*, pages 655–670. IEEE, 2014.
- [34] Indrajit Ray, Ninghui Li, Christopher Kruegel, Ranjit Kumaresan, Tal Moran, and Iddo Bentov. How to Use Bitcoin to Play Decentralized Poker. *Proceedings of the 22nd ACM SIGSAC Conference on Computer and Communications Security*, 2015.
- [35] Mark Russinovich, Edward Ashton, Christine Avanesians, Miguel Castro, Amaury Chamayou, Sylvan Clebsch, and et al. Ccf: A framework for building confidential verifiable replicated services. Technical report, Microsoft Research and Microsoft Azure, 2019.
- [36] Jaebaek Seo, Byoungyoung Lee, Seong Min Kim, Ming-Wei Shih, Insik Shin, Dongsu Han, and Taesoo Kim. Sgx-shield: Enabling address space layout randomization for sgx programs. In *NDSS*, 2017.
- [37] Ming-Wei Shih, Sangho Lee, Taesoo Kim, and Marcus Peinado. T-sgx: Eradicating controlled-channel attacks against enclave programs. In *NDSS*, 2017.
- [38] Rohit Sinha. Luciditee: A tee-blockchain system for policy-compliant multiparty computation with fairness. 2020.
- [39] Second State and Oasis Labs. Confidential Ethereum Smart Contracts. Technical report, 12 2020.
- [40] Bhavani Thuraisingham, David Evans, Tal Malkin, Dongyan Xu, Arka Rai Choudhuri, Matthew Green, Abhishek Jain, Gabriel Kaptchuk, and Ian Miers. Fairness in an Unfair World: Fair Multiparty Computation from Public Bulletin Boards. *Proceedings of the 2017 ACM SIGSAC Conference on Computer and Communications Security*, pages 719–728, 2017.
- [41] trufflesuite. Ganache, July 2021.
- [42] Edgar Weippl, Stefan Katzenbeisser, Christopher Kruegel, Andrew Myers, Shai Halevi, Ranjit Kumaresan, and Iddo Bentov. Amortizing Secure Computation with Penalties. *Proceedings of the 2016 ACM SIGSAC Conference on Computer and Communications Security*, 2016.

- [43] Edgar Weippl, Stefan Katzenbeisser, Christopher Kruegel, Andrew Myers, Shai Halevi, Ranjit Kumaresan, Vinod Vaikuntanathan, and Prashant Nalini Vasudevan. Improvements to Secure Computation with Penalties. *Proceedings of the 2016 ACM SIGSAC Conference on Computer and Communications Security*, pages 406–417, 2016.
- [44] Gavin Wood et al. Ethereum: A secure decentralised generalised transaction ledger. *Ethereum project yellow paper*, 2014.
- [45] Andrew C Yao. Protocols for secure computations. In *23rd annual symposium on foundations of computer science (sfcs 1982)*, pages 160–164. IEEE, 1982.

## Appendix

### 9.1 Enable CLOAK on Existing Blockchain

To be interoperable with existing blockchains, CLOAK is designed to depend on contract-based infrastructure to enable MPT. The CLOAK Executor should globally initialize its TEE and register  $\mathcal{E}$  on an existing blockchain first, then anyone can deploy their generated enforcement code of the CLOAK smart contract to enable MPT on the blockchain.

#### 9.1.1 Setup CLOAK executor

The CLOAK Executor deploys the CLOAK enclave program (Algorithm 1) in a TEE device to get its  $\mathcal{E}$ .  $\mathcal{E}$  first calls *setup* to generate a key pair and accounts inside  $\mathcal{E}$ , i.e.,  $(pk_{\mathcal{E}}, sk_{\mathcal{E}})$  and  $(adr_{\mathcal{E}}, key_{\mathcal{E}})$ . Then,  $\mathcal{E}$  publish the Attestation Report  $REP_{ias}$  of its  $\mathcal{E}$ .

#### 9.1.2 Setup CLOAK blockchain

The CLOAK Executor deploys a `CloakService` (CS, Algorithm 1) on an existing blockchain  $BC$  to get a CLOAK blockchain  $BC$ . CS is constructed by the config of  $\mathcal{E}$ , e.g.,  $pk_{\mathcal{E}}$  and  $adr_{\mathcal{E}}$ , so that parties can authenticate  $\mathcal{E}$  by  $REP_{ias}$  and build secure channel with  $\mathcal{E}$  by  $pk_{\mathcal{E}}$ . Moreover, CS also allows parties to call  $CS.register$  to register their public keys, so that  $\mathcal{E}$  can get parties' registered keys  $pk_i$  to encrypt private data by their owners' public keys. Finally, CS provides several functions to follow  $\pi_{CLOAK}$  and manage the life cycles of MPT.

### 9.2 Enforcement Code Generation

#### 9.2.1 Privacy policy generation

CLOAK generates a privacy policy  $\mathcal{P}$  for a CLOAK smart contract. To formally explain  $\mathcal{P}$ , we first model the privacy policy of an basic annotated private data  $d$  as  $\mathcal{P}_d = \langle id_d, \tau @ \alpha \rangle$ ,

---

#### Algorithm 1: CLOAK service contract (CS)

---

```
// Can be deployed to any contract-enabled blockchain

1 Function constructor( $pk_{\mathcal{E}}, adr_{\mathcal{E}}, adr_{\mathcal{E}}$ )
   // called by CLOAK service provider
2    $pk_{\mathcal{E}}, adr_{\mathcal{E}} \leftarrow pk_{\mathcal{E}}, adr_{\mathcal{E}}$  // for secure channel
3    $adr_{\mathcal{E}} \leftarrow adr_{\mathcal{E}}$ 
4    $Prpls \leftarrow []$ 

5 Function register( $pk_i$ )
   // called by  $TX_{pk}$ 
6    $ParPKs[msg.sender] \leftarrow pk_i$ 

7 Function deposit( $Q$ )
   // called by  $TX_{col}$ 
8    $Coins[msg.sender] \leftarrow Coins[msg.sender] + Q$ 

9 Function propose( $id_p, p', \tau_{res}, \tau_{com}$ )
   // called by  $TX_p$  from TEE,  $\mathcal{E}$ 
10  require( $Prpls[id_p] = \emptyset$ )
11   $Prpls[id_p].\{\mathcal{V}, f, \tilde{\mathbf{P}}, H_{C_x}, q, \tau_{res}, \tau_{com}, h_{cp}\} \leftarrow$ 
    $p'.\{adr_p, f, \tilde{\mathbf{P}}, H_{C_x}, q\}, \tau_{res}, \tau_{com}, BC.getHeight()$ 
   // deduct collaterals before execution
12   $Coins[adr_{\mathcal{E}}] \leftarrow Coins[adr_{\mathcal{E}}] - Prpls[id_p].q$ 
13  require( $Coins[adr_{\mathcal{E}}] \geq 0$ )
14  for  $P_i \in \tilde{\mathbf{P}}$  do
15     $Coins[P_i] \leftarrow Coins[P_i] - Prpls[id_p].q$ 
16    require( $Coins[P_i] \geq 0$ )
17   $Prpls[id_p].status \leftarrow SETTLE$ 

18 Function challenge( $id_p, \tilde{\mathbf{P}}_M$ )
   // called by  $TX_{cha}$  from TEE,  $\mathcal{E}$ 
19  require( $Prpls[id_p].status = SETTLE$ )
20  for  $P_i \in \tilde{\mathbf{P}}_M$  do
21     $Prpls[id_p].\tilde{\mathbf{P}}[P_i].cha \leftarrow true$ 

22 Function response( $id_p, Enc_{pk_{\mathcal{E}}}(in)$ )
   // called by  $TX_{res}$  from parties
23  require( $Prpls[id_p].status = SETTLE$ )
24   $Prpls[id_p].\tilde{\mathbf{P}}[msg.sender].res \leftarrow Enc_{pk_{\mathcal{E}}}(in)$ 

25 Function punish( $id_p, \tilde{\mathbf{P}}_M$ )
   // called by  $TX_{pus}$  from TEE,  $\mathcal{E}$ 
26  require( $BC.getHeight() > Prpls[id_p].h_{cp} + \tau_{res}$ )
27  require( $Prpls[id_p].status = SETTLE$ )
28   $r_{fcol} = Prpls[id_p].q * (1 + \frac{|\tilde{\mathbf{P}}_M|}{|Prpls[id_p].\tilde{\mathbf{P}} - \tilde{\mathbf{P}}_M| + 1})$ 
29  for  $P_i \in (Prpls[id_p].\tilde{\mathbf{P}} - \tilde{\mathbf{P}}_M)$  do
30     $Coins[P_i] \leftarrow Coins[P_i] + r_{fcol}$ 
31   $Coins[adr_{\mathcal{E}}] \leftarrow Coins[adr_{\mathcal{E}}] + r_{fcol}$ 
32   $Prpls[id_p].status \leftarrow ABORT$ 

33 Function complete( $id_p, proof, C_s, C_r$ )
   // called by  $TX_{com}$  from TEE,  $\mathcal{E}$ 
34  require( $Prpls[id_p].status = SETTLE$ )
35  if  $\mathcal{V}.verify(proof, Prpls[id_p].C_x, C_s, C_r)$  then
36     $\mathcal{V}.setNewState(C_s)$ 
37     $Prpls[id_p].\{C_r\} \leftarrow \{C_r\}$ 
38     $r_{fcol} = Prpls[id_p].q$ 
39    for  $P_i \in Prpls[id_p].\tilde{\mathbf{P}}$  do
40       $Coins[P_i] \leftarrow Coins[P_i] + r_{fcol}$ 
41     $Coins[adr_{\mathcal{E}}] \leftarrow Coins[adr_{\mathcal{E}}] + r_{fcol}$ 
42     $Prpls[id_p].status \leftarrow COMPLETE$ 

43 Function timeout( $id_p$ )
   // called by  $TX_{out}$  from parties
44  require( $BC.getHeight() > Prpls[id_p].h_{cp} + \tau_{com}$ )
45  require( $Prpls[id_p].status = SETTLE$ )
46   $r_{fcol} = Prpls[id_p].q * (1 + \frac{1}{|Prpls[id_p].\tilde{\mathbf{P}}|})$ 
47  for  $P_i \in Prpls[id_p].\tilde{\mathbf{P}}$  do
48     $Coins[P_i] \leftarrow Coins[P_i] + r_{fcol}$ 
49   $Prpls[id_p].status \leftarrow TIMEOUT$ 
```

---

---

**Algorithm 2: CLOAK enclave program ( $\mathcal{E}$ )**


---

```

// For setup of  $\mathcal{E}$  and deployment of  $\mathcal{F}, \mathcal{P}$ . For
// simplicity, we ignore  $id_p$  management logic
1 Function setup( $\kappa, b_{cp}$ )
2    $pk_{\mathcal{E}}, sk_{\mathcal{E}}, adr_{\mathcal{E}}, key_{\mathcal{E}} \leftarrow Gen(1^\kappa)$  // for new  $\mathcal{E}$ 
3    $\tau_{res}, \tau_{com} \leftarrow Gen(1^\kappa)$  // secure parameters for PRT/MPT
4   return  $pk_{\mathcal{E}}$ 

5 Function deploy( $\mathcal{F}, \mathcal{P}, adr_{\mathcal{V}}$ )
6    $bind(\mathcal{F}, \mathcal{P}, adr_{\mathcal{V}})$ 
7   return  $adr_{\mathcal{F}}$ 

// For enforcement of PRT/MPT
8 Function generateIDP( $p$ )
9    $p \leftarrow p$ 
10   $id_p \leftarrow Gen(1^\kappa)$ 
11   $status \leftarrow GENERATEIDP$ 
12  return  $\langle id_p, p \rangle$ 

13 Function propose( $ACK, TX_{pk}$ )
14  if  $status \neq GENERATEIDP$  or  $currentTime > p.t_n$  or
     $MeetPolicy(ACK, \mathcal{P}, \mathcal{P}_f, \bar{\mathcal{P}}) \neq 1$  then abort
15   $p' \leftarrow \langle adr_{\mathcal{V}}, p.f, \bar{\mathcal{P}}, ACK.HC_x, p.q \rangle$ 
16   $status \leftarrow SETTLE$ 
17  return  $TX_p(id_p, p', \tau_{res}, \tau_{com})$ 

18 Function execute( $in, TX_p, PoP_p$ )
19  if  $status \neq SETTLE$  or  $verifyPoP(b_{cp}, TX_p, PoP_p) \neq 1$  then
    abort
20   $\bar{\mathcal{P}}_M \leftarrow \emptyset$ 
21  for  $x_i, r_i^x, s_i, r_i^s$  in  $\{x, r^x, s, r^s\}$ 
22    if  $hash(Enc_{TX_{pk}.pk_i}(x_i, r_i^x)) \neq PoP_p.TX_p.HC_{x_i}$ 
23    or  $Enc_{TX_{pk}.pk_i}(s_i, r_i^s) \neq PoP_p.C_{s_i}$  then
24       $\bar{\mathcal{P}}_M \leftarrow \bar{\mathcal{P}}_M \cup \{P_i\}$ 
25  if  $|\bar{\mathcal{P}}_M| > 0$  then
26    return  $\bar{\mathcal{P}}_M$ 
27   $status \leftarrow EXECUTE$ 
28   $s', r \leftarrow \text{evaluate } \mathcal{F}.f(x) \text{ based on } s$ 
29   $b_{cp} \leftarrow PoP_p.getLastBlock()$ 
30   $C_{s'}, C_{r_i} \leftarrow Enc_{pk_i}(s'_i), Enc_{pk_i}(r_i)$ 
31  goto Dcomplete()

32 Function challenge( $\bar{\mathcal{P}}_M$ )
33  if  $status \neq SETTLE$  then abort
34  if  $|\bar{\mathcal{P}}_M| > 0$  then
35    return  $TX_{cha}(id_p, \bar{\mathcal{P}}_M)$ 

36 Function punish( $TX_{cha}, TX_{res}, PoP_{res}$ )
37  if  $status \neq SETTLE$  or  $verifyPoP(b_{cp}, TX_{cha}, PoP_{res}) \neq 1$ 
    then abort
38   $\bar{\mathcal{P}}'_M \leftarrow \emptyset$ 
39  for  $P_i \in \bar{\mathcal{P}}_M$  do
40    if  $verifyPoP(b_{cp}, TX_{res}^i, PoP_{res}) \neq 1$ 
41    or  $hash(Enc_{pk_i}(TX_{res}^i.x_i, TX_{res}^i.r_i^x)) \neq PoP_{res}.TX_p.HC_{x_i}$ 
42    or  $Enc_{pk_i}(TX_{res}^i.s_i, TX_{res}^i.r_i^s) \neq C_{s_i}$  then
43       $\bar{\mathcal{P}}'_M \leftarrow \bar{\mathcal{P}}'_M \cup \{P_i\}$ 
44  if  $|\bar{\mathcal{P}}'_M| > 0$  then
45     $status \leftarrow ABORT$ 
46    return  $TX_{pns}(id_p, \bar{\mathcal{P}}'_M)$ 

47 Function complete()
48  if  $status \neq EXECUTE$  then abort
49   $\hat{H}_{C_x}, \hat{H}_{C_s}, \hat{H}_{C_{s'}}, \hat{H}_{C_r} \leftarrow$ 
     $hash(C_x), hash(C_s), hash(C_{s'}), hash(C_r)$ 
50   $proof \leftarrow \langle H_{\mathcal{F}}, H_{\mathcal{P}}, \hat{H}_{C_x}, \hat{H}_{C_s}, \hat{H}_{C_{s'}}, \hat{H}_{C_r} \rangle$ 
51   $status \leftarrow COMPLETE$ 
52  return  $TX_{com}(id_p, proof, C_s, C_{s'}, C_r)$ 

```

---

where  $id_d$  is the identifier of  $d$ . We define a complete set of all sets consisting of  $\mathcal{P}_d$  as  $\mathcal{P}_U$ .

$\mathcal{P}_f = \langle id_f, type_f, \mathcal{P}_X, \mathcal{P}_R, \mathcal{P}_M, \mathcal{P}_O \rangle$  is the privacy policy model of a function  $f$ , where  $type_f \in \{\mathbf{PUB}, \mathbf{PRT}, \mathbf{MPT}\}$ , and  $\mathcal{P}_X, \mathcal{P}_R, \mathcal{P}_M, \mathcal{P}_O \in \mathcal{P}_U$ . Specifically,  $\mathcal{P}_X$  means parameter, which includes function parameters with specified  $\mathcal{P}_d$ ; read, the  $\mathcal{P}_R$ , records the  $\mathcal{P}_d$  of state variables that the  $f$  needs for execution;  $\mathcal{P}_M$  means mutate, which records the  $\mathcal{P}_d$  of state variables that the  $f$  will mutate;  $\mathcal{P}_O$ , which means return, records the  $\mathcal{P}_d$  of all return variables.

We model the privacy policy of a CLOAK smart contract  $c$  as  $\mathcal{P}_c = \{\mathcal{P}_S, \mathcal{P}_F\}$ , where  $\mathcal{P}_S \in \mathcal{P}_U$  and  $\mathcal{P}_F$  is a collection of function privacy policy, i.e.,  $\mathcal{P}_F = \{\mathcal{P}_f^i | i = 1..n\}$ .  $n$  is the number of functions in  $c$ . Finally,  $\mathcal{P}_c$  is what we called  $\mathcal{P}$  in our paper.

### 9.2.2 Private contract generation

To generate private contract  $\mathcal{F}$ , CLOAK handles PUT, PRT, and MPT transactions of a CLOAK smart contract in different ways. First, CLOAK deletes all ownership annotations from the CLOAK smart contract to get a pure Solidity smart contract, which holds the computation logic of business without considering privacy. Then, since users can send a PUT by directly interacting with  $\mathcal{V}$  on the blockchain, we delete the PUT in the contract to get the private contract  $\mathcal{F}$ .

### 9.2.3 Verifier contract generation

CLOAK then generates a verifier contract  $\mathcal{V}$ . While leaving the computation logic of PRT and MPT in  $\mathcal{F}$ , CLOAK generates  $\mathcal{V}$  to verify the PRT and MPT outputs and update the state. Algorithm 3 shows the structure of  $\mathcal{V}$ .  $\mathcal{V}$  is constructed by the address of TEE ( $adr_{\mathcal{E}}$ ) and hashes of  $\mathcal{P}, \mathcal{F}$ . When  $\mathcal{E}$  seeks to complete the MPT by calling **BC.CS.complete**, **BC.CS.complete** will first call  $\mathcal{V}.verify$  to check the validity of state transition, then update the state of  $\mathcal{V}$  by calling  $\mathcal{V}.setNewStates$ .

## 9.3 Architecture Security

CLOAK aims to enable confidential smart contracts with MPT on any contract-enabled blockchain. Here, we analyze the architecture security of CLOAK by considering its implementation. Possible adversaries can be malicious parties of MPT, malicious executors, or a combination of both.

We note that parties of MPT are only required to send and receive transactions from the blockchain and exchange protocol messages with the CLOAK Executor. Hence, although we provide CLOAK Client to help parties follow our protocol, parties can also implement the CLOAK Client by themselves using a diverse set of entirely different code bases in practice, possibly using memory-safe languages such as Go and Rust. Malicious parties are further limited to interacting with

---

**Algorithm 3: Verifier contract ( $\mathcal{V}$ )**

---

```
// Generated by CLOAK
1 Function constructor(config)
  // contract creation by developer
2    $H_{\mathcal{J}} \leftarrow \text{config}.H_{\mathcal{J}}$ 
3    $H_{\mathcal{P}} \leftarrow \text{config}.H_{\mathcal{P}}$ 
4    $\text{adr}_{\mathcal{E}} \leftarrow \text{config}.\text{adr}_{\mathcal{E}}$ 
5 Function getOldStates()
6    $C_s \leftarrow \text{current state}$ 
7   return  $C_s$ 
8 Function setNewStates( $C_s'$ )
  // indirectly called by  $TX_{\text{com}}$  from CS
9    $\text{require}(\text{tx}.\text{origin} = \text{adr}_{\mathcal{E}})$ 
10   $\text{current state} \leftarrow C_s'$ 
11 Function verify(proof,  $C_x, C_s', C_r$ )
  // verify the proof of PRT/MPT
12   $\hat{H}_{C_s} \leftarrow \text{hash}(\mathcal{V}.\text{getOldStates}())$ 
13  if  $\text{proof} = \langle H_{\mathcal{J}}, H_{\mathcal{P}}, \hat{H}_{C_x}, \hat{H}_{C_s}, \hat{H}_{C_s'}, \hat{H}_{C_r} \rangle$  then
14    return true
15  return false
```

---

CLOAK Executor to proceed protocol, hence, we focus on the CLOAK Executor in the following.

To prevent malicious CLOAK Executor from departing the protocol, we assume that the goal of a malicious CLOAK Executor is to exploit the enclave program at runtime. Enclaves have well-defined program interfaces and any attack has to be launched using these interfaces. A malicious CLOAK Executor can provide fake data through these interfaces to try to exploit a memory-corruption vulnerability in the low-level enclave code to launch (a) a code-reuse attack, *e.g.*, by manipulating enclave stack memory, or (b) a data-only attack, *e.g.*, to leak information about private data of an MPT. For (a) we assume a standard code-reuse defense such as control-flow integrity or fine-grained code randomization. For (b) we stress that the vulnerability leading to data leakages has been fixed. Although we prototype CLOAK Executor in C++, we note that it's easy to tackle both attack vectors by using memory-safety languages, such as Python and Rust.

## 9.4 Discussion

**Expanding annotations to meet real-world need.** In current syntax, the owner of private data is allowed to be  $\{\text{tee}, \text{me}, \text{id}\}$ , each of which limits the owner to a specific account. However, in the real world, the owner could be a group or committee, which may have dynamic members. We can definitely expand the ownership annotation system to support special owners. It's also possible to allow an owner to transfer his ownership to others, for which the CLOAK can match the plaintext secret with on-chain ciphertext, encrypt the secret with transferee's public key and record the ownership transfer event on-chain.

**Expanding to multi-party privacy-preserved computa-**

**tion.** Although we take Solidity as a front-end language to express private data and computation logic of MPT, the insight behind CLOAK is essentially agnostic to language or computation. Currently, CLOAK allows users to annotate the data owner at where it was defined. While it benefits developers a lot in the intuitive expression of privacy requirements, it also limits the expression ability to the language CLOAK based. We note that for large data or complex data structures which are not suitable to be stored on-chain, CLOAK can allow a developer to annotate the inputs' commitments, such as inputs hash, so that no matter what's the data structure or where the data is stored, it can be identified and used as inputs to the MPT. As for more complex computation, a developer can just bind the code commitment (*e.g.*, code hash) on-chain, so that the code expressing complex computation logic (*e.g.*, AI training) by any language can be identified by the commitment and executed in TEEs.

**Toward low-cost layer-2 solutions.** For simplicity, in this paper, we indicate that each MPT executed by CLOAK Executor needs 2 transactions for committing MPT settings, inputs, and the MPT results on-chain. Consequently, the gas cost of an MPT only depends on how many parties it involved and state variables it write. While CLOAK has guaranteed advanced security of MPT, its gas cost can be further reduced. For example, the more parties involved in an MPT, the lower gas an  $TX_p$  costs against previous  $O(n)$  solutions. Moreover, CLOAK Executor can cache many state transitions in TEE and only update the final new states to amortize the gas cost of a single MPT. We can also develop more computation-intensive MPT so that CLOAK can better take advantages of off-chain execution of MPT and thus relatively reduce its on-chain cost.

**Limitations of current implementation.** For proof of concept, we have not supported all the Solidity features, *e.g.*, return statement in the middle of the function body, annotation cross contract or library. These limits mainly affect the development experience of developers. Developers have to develop under limited language features or modify the audited legacy code to meet CLOAK smart contract. We note that the limits do not reduce the scientific advantage of our design and the effectiveness of our experiment.