

Video Moment Retrieval with Text Query Considering Many-to-Many Correspondence Using Potentially Relevant Pair

Sho Maeoki
The University of Tokyo
Tokyo, Japan
maeoki@mi.t.u-tokyo.ac.jp

Yusuke Mukuta
The University of Tokyo / RIKEN
Tokyo, Japan
mukuta@mi.t.u-tokyo.ac.jp

Tatsuya Harada
The University of Tokyo / RIKEN
Tokyo, Japan
harada@mi.t.u-tokyo.ac.jp

ABSTRACT

In this paper we undertake the task of text-based video moment retrieval from a corpus of videos. To train the model, text-moment paired datasets were used to learn the correct correspondences. In typical training methods, ground-truth text-moment pairs are used as positive pairs, whereas other pairs are regarded as negative pairs. However, aside from the ground-truth pairs, some text-moment pairs should be regarded as positive. In this case, one text annotation can be positive for many video moments. Conversely, one video moment can be corresponded to many text annotations. Thus, there are many-to-many correspondences between the text annotations and video moments. Based on these correspondences, we can form potentially relevant pairs, which are not given as ground truth yet are not negative; effectively incorporating such relevant pairs into training can improve the retrieval performance. The text query should describe what is happening in a video moment. Hence, different video moments annotated with similar texts, which contain a similar action, are likely to hold the similar action, thus these pairs can be considered as potentially relevant pairs. In this paper, we propose a novel training method that takes advantage of potentially relevant pairs, which are detected based on linguistic analysis about text annotation. Experiments on two benchmark datasets revealed that our method improves the retrieval performance both quantitatively and qualitatively.

CCS CONCEPTS

• **Information systems** → Video search; • **Computing methodologies** → Computer vision; Natural language processing.

KEYWORDS

Video Retrieval, Text Processing, Cross-modal Learning, Vision and Language

1 INTRODUCTION

In this study, we tackle the task of video moment retrieval from a corpus of videos via a text query [4]. In this task, based on a text query that describes what a user wants, the goal is to output the relevant moment from the video corpus. In general, to train a model for text-based video retrieval, we use text-moment pairs offered in datasets. While the ground-truth pairs, given in the datasets, are used as positive pairs, other pairs are incorporated as negative pairs into training. The effective use of the negative pairs can improve the model performance [5]. However, nonpositive pairs are not necessarily negative. For instance, as shown in Fig. 1, we can see that there are relevant pairs expressing “a person opens a door” other than the ground-truth pairs, any of which should not be interpreted

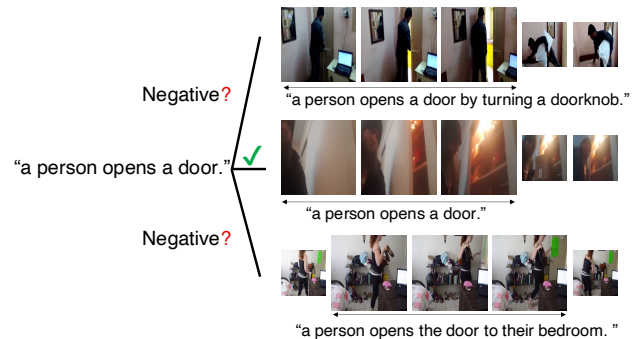


Figure 1: Example of pairs that should not be treated as negative. At the time of inference, all of the segments in this figure are said to be relevant to the query.

as negative. Rather, these pairs should be regarded as positive at the time of inference. We call such relevant pairs that are not positive (ground-truth) but cannot be said negative “*potentially relevant pairs*”.

If we can effectively utilize the potentially relevant pairs in training, we can enhance the model performance consequently. However, to utilize them, we need to determine the potentially relevant pairs, which is non-trivial. In practice, the potentially relevant pairs that contain almost the same content, as in Fig. 1, are scarcely found in the dataset. More generally, we assume that the potentially relevant pairs contain common elements, specifically similar actions, and then attempt to detect the pairs based on linguistic analysis about text annotations. For example, in Fig. 2, Segments I and II share the similar content, *i.e.*, “*cat sits*”; both the Text I and Text II paired with the segments describe this element. Here, we can form the many-to-many correspondence, as illustrated in Fig. 2 on top of the ground-truth one-to-one correspondences, and other pairs can be used as negative pairs because they do not seem to hold common elements. Nevertheless, all potentially relevant pairs are not necessarily the same in terms of the pair validity (relevance). Some are almost regarded as positive, whereas others are nearly negative, even though they might have common elements. In fact, the potentially relevant pairs that can be formed in Fig. 1 are almost positive, whereas the relevant pairs in Fig. 2 are less relevant.

To address this problem, we incorporate a validity score into the loss functions by naming *confidence*. The loss functions include ranking loss and negative log-likelihood loss, both of which are often used in this task [4, 15, 16, 25, 33]. In this way, we can handle the variance of the potentially relevant pairs. We conducted

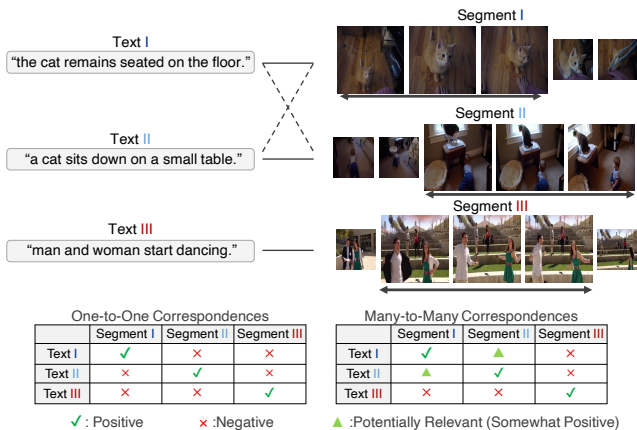


Figure 2: Example of the many-to-many correspondence in practice. Though prior work utilizes the one-to-one correspondences of positive pairs, we attempt to incorporate the many-to-many correspondence of potentially relevant pairs as well as positive pairs into training.

experiments on two benchmark datasets (Charades-STA [7] and DiDeMo [9]) and revealed that using the approach on potentially relevant pairs can improve the model performance. Our contributions are as follows:

- We proposed a novel training method to handle potentially relevant pairs as well as positive and negative pairs by extending loss functions.
- We proposed a method to detect potentially relevant pairs and measure their confidence scores (each pair relevance), based on linguistic analysis, specifically SentenceBERT.
- We showed training with potentially relevant pairs can improve the model performance quantitatively and qualitatively.

2 RELATED WORK

2.1 Video Corpus Moment Retrieval

Video corpus moment retrieval (VCMR) is a task that outputs relevant video moments from a corpus of videos, given a text query. In terms of pipeline, most prior work on VCMR involved video-level retrieval and temporal localization (video moment retrieval).

Video-level retrieval (VR) is a task to output an entire video that includes a video moment corresponding to a given query based on a predefined score, where higher is better. The model is typically trained using a loss function, such as ranking loss (e.g., [5]), which increases the positive pair score while lowering the negative pair score [6, 20–22, 31].

Single video moment retrieval (SVMR) was concurrently proposed by Gao *et al.* [7] and Hendricks *et al.* [9], enabling temporal localization of video moment. When a pair of text and a video are given, the model is required to predict both the start and end times, *i.e.*, the most relevant moment in the video. A series of methods [1, 10, 18, 34] have been proposed based on [7, 9]. Unlike video corpus moment retrieval (VCMR), these methods basically assume

that the input video paired with each text query is predetermined, which means SVMR need not detect relevant videos.

Video corpus moment retrieval (VCMR) was first studied by Escorcia *et al.* [4], in which they proposed a VCMR efficient method by combining VR and SVMR in their pipeline. Since Escorcia *et al.*, research on VCMR has progressed gradually [15, 16, 25, 33]. In particular, Lei *et al.* [15] extended the VCMR to the text domain (subtitle) as well as the visual domain by proposing a TVR dataset, targeting TV Show/Movie, and an even more efficient retrieval method (*i.e.*, Cross-modal Moment Localization; XML). Despite its simple architecture, XML simultaneously achieves high performance and efficiency, hence we adopt it as our backbone.

2.2 Training focusing on positive/negative relationships

The potentially relevant pair assumes the incompleteness of the dataset labels, as we assume the existence of positive pairs other than ground truth. Kanehira *et al.* [12] addressed the label incompleteness by applying positive and unlabeled (PU) theory [11] to the multi-label classification problem [2]. Multi-label classification can be interpreted as a matching problem between the input (image) and predefined classes. In this context, the text-based retrieval can be considered as an extension of the classes to text, which is free form and of countless patterns. Our work attempts to identify potentially relevant pairs via linguistic analysis of text annotations. This is equivalent to the explicit consideration of semantic relationships between classes, which is more desirable, moreover could not be handled in [12]. Our method is inspired mainly by two works [17, 32].

Lin *et al.* [17] prepared external (*grayscale*) data as well as randomly selected samples (negative) and ground-truth (positive) data to train a response selection system. They incorporated the *grayscale* data into a loss function *i.e.*, ranking loss in which the relationship between the three types of data is considered. They termed this loss multi-level ranking loss and report that it can contribute to performance improvement. In this work, we introduce a potentially relevant pair by incorporating it into the multilevel ranking loss. However, unlike [17], obtaining the *grayscale* data (potentially relevant pairs) is nontrivial because of the task difference. Additionally, we need to handle the variance of such *grayscale* data; therefore, we incorporate the confidence score into the multilevel ranking loss.

Zhang *et al.* [32] addressed cross-modal learning using text and images. Similar to our research, they found common elements in the text and attempted to utilize them for learning. They built a graph structure called a denotation graph [30] in advance, then using the obtained graph, positive/negative samples were selected. In contrast to Zhang *et al.*, we consider potentially relevant data, such as *grayscale* data, in addition to positive/negative data. Moreover, the localization problem in VCMR should be solved, which is not addressed in [32]. In addition to the task difference, because Zhang *et al.* use the denotation graph, which is a method based on classical natural language processing, similar contents with totally different words *e.g.*, “sit” and “seated”, are regarded as irrelevant. To mitigate this problem, we adopt a neural-network-based soft metric to detect the potentially relevant pairs.

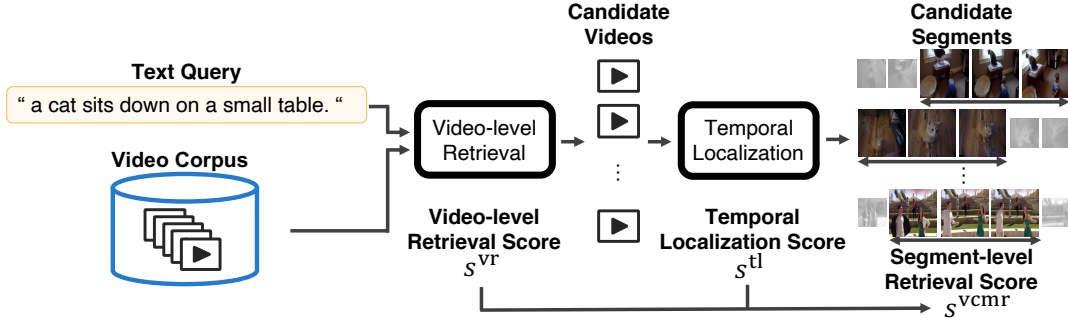


Figure 3: Pipeline of video corpus moment retrieval. A text query and a video corpus are fed into a model to compute the video-level retrieval score s^{vr} ; then candidate videos are selected based on this score. Next, the temporal localization score s^{tl} is computed for these candidate videos. The two scores are combined to compute the segment-level retrieval score s^{vcmr} , and finally, the candidate segments are output based on this score.

3 VIDEO CORPUS MOMENT RETRIEVAL

3.1 Task Overview

Given a text query q_i and a corpus of videos \mathcal{V} , VCMR outputs the relevant moment starting at t_{st}^i and ending at t_{ed}^i in a video $v_i \in \mathcal{V}$, which we denote as $v_i[t_{st}^i : t_{ed}^i]$. In VR, a model is required to output the video v_i that contains the relevant moment. On the other hand, in VCMR, a model needs to localize the start t_{st}^i and end time t_{ed}^i and, consequently, output the video segment $v_i[t_{st}^i : t_{ed}^i]$. To address this point, we estimate the timestamp as in prior work [15] because of its efficiency and good performance.

Meanwhile, in SVMR, the text query q_i and its corresponding video v_i are fed into a model, then the model infers the relevant moment timestamp. This is different from VCMR in that a model is required to detect which video contains the relevant moment, *i.e.*, the model needs to distinguish v_i from other irrelevant videos in the video corpus \mathcal{V} . This characteristic results in the following problem; the text query q_i paired with $v_i[t_{st}^i : t_{ed}^i]$ in the dataset can also correspond to another moment, $v_j[t_{st}^j : t_{ed}^j]$ paired with q_j . Thus, the pair $(q_i, v_j[t_{st}^j : t_{ed}^j])$ can be regarded as a potentially relevant pair. Likewise, the pair of $(q_j, v_i[t_{st}^i : t_{ed}^i])$ is also likely to be a potentially relevant pair. In this case, we denote j as \tilde{i} .

Typically, nonpositive pairs are incorporated as negative pairs at the time of training [4, 15, 16, 25, 33]. However, utilizing such potentially relevant pairs as negative pairs would result in deteriorating the model performance. Conversely, the retrieval performance can be improved by effectively using relevant pairs. In this paper, we consider the many-to-many correspondences between Text I and Text II and Segment I and Segment II, as illustrated in Fig. 2, elaborating on loss design using the potentially relevant pair, through which semantic grounding of text to video can be properly learned.

3.2 Backbone

Architecture. As described in Sec. 2.1, we adopt XML [15] as our backbone. A text query q_i composed of a set of words is encoded via the text encoder RoBERTa [19]. Consequently, contextualized word-level embeddings $E_i^q = \{e_{i,n}^q\}_{n=1}^{l_q}$, where $e_{i,n}^q \in \mathbb{R}^{D_q}$, are obtained.

Note that l_q represents the number of words in q_i , and D_q is the word-embedding dimension.

On the other hand, a video v_j is divided into a set of clips $v_j = \{c_{j,n}\}_{n=1}^{l_v}$ every δt second. Each clip $c_{j,n}$ can be denoted as $c_{j,n} = v_j[(n-1)\delta t : n\delta t]$. The clips were then converted, via a video encoder, into a set of clip-level video representations $E_j^v = \{e_{j,n}^v\}_{n=1}^{l_v}$, where $e_{j,n}^v \in \mathbb{R}^{D_v}$. The video encoder typically consists of convolutional neural networks including ResNet-152 [8], where frame-level features are pooled across the temporal direction to obtain the clip-level representations. Note that l_v represents the number of clips in v_j , and D_v is the dimension of the clip-level video representation.

The contextualized word embeddings E_i^q are transformed into a vector $\mathbf{q}_i \in \mathbb{R}^d$ via a transformer [29], whereas the clip-level video representations E_j^v are converted into two sets of hidden vectors: $H_j^{v,1} = \{h_{j,n}^{v,1}\}_{n=1}^{l_v}$, $H_j^{v,2} = \{h_{j,n}^{v,2}\}_{n=1}^{l_v}$, where $h_{j,n}^{v,1} \in \mathbb{R}^d$, $h_{j,n}^{v,2} \in \mathbb{R}^d$ via another transformer. Note that d represents the dimension of the hidden vectors. The obtained features \mathbf{q}_i , $H_j^{v,1}$, and $H_j^{v,2}$ are used to compute a score to achieve VCMR.

Inference.

$$s^{vr}(v_j|q_i) = \max(S_{\cos}(\mathbf{q}_i, H_j^{v,1})). \quad (1)$$

$$s^{tl}(\tilde{i}_{st}, \tilde{i}_{ed}|q_i, v_j) = P_{st}(\tilde{i}_{st})P_{ed}(\tilde{i}_{ed}). \quad (2)$$

$$s^{vcmr}(v_j, \tilde{i}_{st}, \tilde{i}_{ed}|q_i, \mathcal{V}) = s^{tl}(\tilde{i}_{st}, \tilde{i}_{ed}|q_i, v_j) \exp(\alpha s^{vr}(v_j|q_i)). \quad (3)$$

As illustrated in Fig. 3, the retrieval is performed based on a score for VCMR s^{vcmr} , which is computed by combining a video-level retrieval score s^{vr} and temporal localization score s^{tl} . The score s^{vr} of v_j w.r.t. q_i is defined as Eq. 1, where S_{\cos} outputs a similarity matrix composed of cosine similarities between all pairs of input sets. Moreover, to infer starting time t_{st} and ending time t_{ed} , probability distributions $P_{st} \in \mathbb{R}^{l_v}$, $P_{ed} \in \mathbb{R}^{l_v}$ are obtained using \mathbf{q}_i and $H_j^{v,2}$. Then, the likelihoods w.r.t. \tilde{i}_{st} , \tilde{i}_{ed} , which are denoted as $P_{st}(\tilde{i}_{st}) \in \mathbb{R}$, $P_{ed}(\tilde{i}_{ed}) \in \mathbb{R}$, are used to define s^{tl} as in Eq. 2. Note that $\tilde{i}_{st} \leq \tilde{i}_{ed}$, furthermore

$$n_{\min}\delta t \leq \tilde{i}_{ed} - \tilde{i}_{st} \leq n_{\max}\delta t \quad (4)$$

is given as a constraint. When given a text query q_i and a video corpus \mathcal{V} , the VCMR score with respect to a video moment $v_j[\bar{t}_{st} : \bar{t}_{ed}]$ is summarized as Eq. 3, where α is a trade-off parameter between s^{vr} and s^{ll} . In practice, as per [15], the top 100 videos are selected based on s^{vr} first, then s^{ll} is computed for the top 100 videos, and finally, candidate segments are obtained according to s^{vcmr} .

4 PROPOSED METHOD

Method Overview. To consider the many-to-many correspondence mentioned in Fig. 2, we propose a training method which effectively uses potentially relevant pairs. In this paper, we find out potentially relevant pairs among unlabeled pairs, then distinguish them from negative pairs. This process is performed via linguistic analysis using text annotations given in a dataset, assuming described events in the text definitely happen in the corresponding moment. However, owing to the variety of relevance in each pair, as discussed in Sec. 1, we need to carefully incorporate the pairs into training, based on their relevance. To achieve this, for each detected potentially relevant pair, we introduce a confidence score that indicates to what extent the pair is relevant. The confidence score is also computed via linguistic analysis, which is expected to give positive-like behavior for a higher value and negative-like behavior for a lower value.

4.1 Potentially Relevant Pair

If there is a common element between two text queries q_i and q_j in terms of semantics, notating $j = \tilde{i}^+$, $i = \tilde{j}^+$, we call the pairs of $(q_i, v_{\tilde{i}^+}[t_{st}^{\tilde{i}^+} : t_{ed}^{\tilde{i}^+}])$ and $(q_{\tilde{j}^+}, v_j[t_{st}^{\tilde{j}^+} : t_{ed}^{\tilde{j}^+}])$ potentially relevant pairs. For these pairs, we compute the confidence scores $C_{(i, \tilde{i}^+)}$, $C_{(\tilde{j}^+, j)}$ respectively. These scores can be interpreted as *confidence* that the given pairs are positive; introducing such confidence score enables training that takes into account each pair relevance. Because our target is video, the preferable common elements are actions (verbs) rather than objects (nouns). In contrast, the confidence score C should reflect overall semantic similarity. This is because even if there is a common element between q_i and q_j , in the case that the overall semantics are totally different, what happens in $v_i[t_{st}^i : t_{ed}^i]$ is likely to be different enough from that of $v_j[t_{st}^j : t_{ed}^j]$.

In this study, we use text annotations for both the detection of potentially relevant pairs (Φ) and confidence computation (Ψ). However, the focus points of Φ and Ψ are different. For Φ , we expect to capture local semantic common elements, whereas global semantic similarity should be considered for Ψ . Below, the detection of common elements between q_i and q_j is expressed as

$$f_{(i,j)} = \Phi(q_i, q_j), \quad (5)$$

where $f_{(i,j)}$ indicates zero/one when a given pair is regarded as negative/relevant. The confidence score $C_{(i,j)}$ ($0 \leq C_{(i,j)} \leq 1$) is computed for the detected potentially relevant pair as per

$$C_{(i,j)} = \Psi(q_i, q_j | f_{(i,j)} = 1). \quad (6)$$

Designing Φ and Ψ using SentenceBERT. Although we can design Φ and Ψ using n -gram or its variants, represented by BLEU [23], the n -gram may extract unexpected common elements, such as grammatical structure, which is not necessarily related to what is happening in a particular moment. To avoid this problem, we

design Φ and Ψ using SentenceBERT (SBERT) [26]. SBERT is one of the pretrained neural networks for natural language processing, obtained by finetuning BERT [3] variants. Cosine similarity between two SBERT embeddings gives higher/lower values when the input two sentences are more/less relevant. In designing Φ and Ψ with SBERT, we need to consider the following two characteristics:

- SBERT can measure overall semantic similarity between two sentences.
- Even if there is a common element, the output score becomes lower when the ratio of the element is small in the sentences.

The first characteristic suggests that SBERT seems suitable for Ψ . However, the second characteristic implies that SBERT may not work for Φ if a sentence is lengthy or complicated. To detect the potentially relevant pair, we attempt to compare common elements such as actions in sentences in the form of short chunks. Thus, we attempt to use verb phrases (VPs), rather than noun phrases (NPs), obtained by the constituency parser [14], then measure similarities between the elements such as VPs using SBERT. Suppose that we denote a set of VPs and NPs obtained from the text q_i as $\{\text{VP}_n^i\}_n$ and $\{\text{NP}_n^i\}_n$, respectively. Then, $\{\text{VP}_n^i\}_n$ is expected to hold a set of actions described in the text. For instance, suppose that we have a sentence “*man and woman start dancing*” as in Fig. 2, we can extract “*man and woman*” as a NP, “*start dancing*” and “*dancing*” as VPs. As mentioned above, VPs contain sets of actions described in a given sentence. Thus, we can determine whether there is a common element between q_i and q_j by comparing $\{\text{VP}_n^i\}_n$ and $\{\text{VP}_n^j\}_n$ and comparing q_i and q_j directly.

Let $\{\text{VP}_n^i\}_n | n=0 = q_i$, $\{\text{VP}_n^j\}_n | n=0 = q_j$. Then, we compute the cosine similarity for all pairs of $\{\text{VP}_n^i\}_n$ and $\{\text{VP}_n^j\}_n$, then, when any of the pairs is not less than a predefined threshold θ , we judge this pair as a potentially relevant pair. If we denote the SBERT embeddings of $\{\text{VP}_n^i\}_n$ as $\{\bar{\mathbf{q}}_{i,n}^{\text{VP}}\}_n$, the detection process can be formulated as

$$\Phi_{\text{vp}}(q_i, q_j) = \begin{cases} 1 & (\max(\mathcal{S}_{\text{cos}}(\{\bar{\mathbf{q}}_{i,n}^{\text{VP}}\}_n, \{\bar{\mathbf{q}}_{j,n}^{\text{VP}}\}_n)) \geq \theta), \\ 0 & (\text{otherwise}). \end{cases} \quad (7)$$

The confidence computation is performed by computing the cosine similarity between q_i and q_j :

$$\Psi(q_i, q_j | f_{(i,j)} = 1) = [\mathcal{S}_{\text{cos}}(\bar{\mathbf{q}}_i, \bar{\mathbf{q}}_j)]_+, \quad (8)$$

where $\bar{\mathbf{q}}_i$ and $\bar{\mathbf{q}}_j$ are the embeddings of q_i and q_j , $[\cdot]_+ = \max(\cdot, 0)$.

Instead of solely using VPs e.g., “*start dancing*” and “*dancing*” in addition to the original sentence “*man and woman start dancing*,” we also tried $\Phi_{\text{np-vp}}$ that uses concatenation of words in NPs and VPs to form short sentences e.g., “*man start dancing*” and “*woman start dancing*,” with a simple rule-based algorithm.

4.2 Loss Function and Potentially Relevant Pair

In our backbone model XML [15], at the time of training, the loss function is set as a weighted sum of loss functions for s^{vr} and s^{ll} , respectively, where the former is a (video-level) ranking loss, similar to [5]. The latter is defined as a negative log-likelihood (NLL) loss. In addition, we add a segment-level ranking loss w.r.t. s^{vcmr} to optimize the VCMR directly, but we extend both the ranking loss and NLL loss so that we can handle potentially relevant pairs.

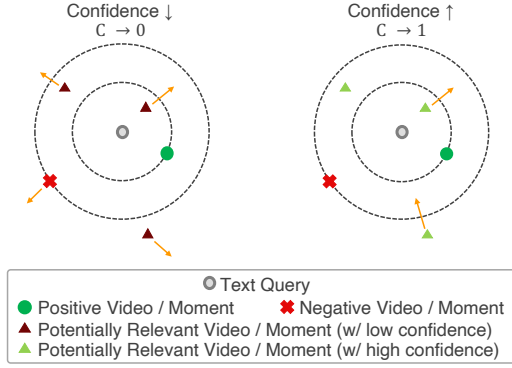


Figure 4: Illustration of the proposed multi-level ranking loss. Here the negative distance is assumed as the relevance score. For a potentially relevant sample with a low confidence value, the loss forces the sample further from the text query. With regards to a high confidence value, the alternative is enforced as being located within the positive and negative samples.

In this paper, we train a model by minimizing a loss function described as

$$\mathcal{L} = \mathcal{L}_{\text{vr}} + \lambda_{\text{tl}} \mathcal{L}_{\text{tl}} + \lambda_{\text{vcmr}} \mathcal{L}_{\text{vcmr}}, \quad (9)$$

where \mathcal{L}_{vr} , \mathcal{L}_{tl} , and $\mathcal{L}_{\text{vcmr}}$ represent the loss function with respect to s^{vr} , s^{tl} , and s^{vcmr} , λ_{tl} and λ_{vcmr} are the weight parameters.

Ranking Loss. Normal ranking loss considers the relationship between a positive pair and a negative pair. Using the relevance score $R_{(i,i)}$ with respect to a positive pair (q_i, v_i) , and the relevance scores $R_{(i,i^-)}$ and $R_{(j^-,j)}$ with respect to negative pairs (q_i, v_{i^-}) , (q_{j^-}, v_j) , following XML [15], the normal ranking loss can be formulated as

$$\begin{aligned} \mathcal{L}_{\text{pos>neg}} = & \frac{1}{N} \left[\sum_{q_i} [\Delta + \check{R}_{(i,i^-)} - R_{(i,i)}]_+ \right. \\ & \left. + \sum_{v_j} [\Delta + \check{R}_{(j^-,j)} - R_{(j,j)}]_+ \right], \end{aligned} \quad (10)$$

where N is the number of text-video pairs, and Δ is a margin. Note that \check{R} randomly samples a negative pair from the top N_{pool} ($1 \leq N_{\text{pool}} \leq N$) items with higher R . XML defines the video-level ranking loss \mathcal{L}_{vr} by substituting s^{vr} into R , expecting that the positive pair s^{vr} becomes larger than that of the negative pair.

In this study, we extend this positive-negative ranking loss to a multilevel ranking loss that includes a potentially relevant pair. Potentially relevant pairs (q_i, v_{i^+}) , (q_{j^+}, v_j) must hold a higher R than those of the negative pairs (q_i, v_{i^-}) , (q_{j^-}, v_j) , i.e., $R_{(i,i^+)} > R_{(i,i^-)}$, $R_{(j^+,j)} > R_{(j^-,j)}$. Moreover, in general, positive pairs (q_i, v_i) and (q_j, v_j) should give a higher R than the potentially relevant pairs (q_i, v_{i^+}) , (q_{j^+}, v_j) , yet the potentially relevant pairs could be absolutely positive in terms of semantics. Therefore, we assume that $R_{(i,i)} \geq R_{(i,i^+)}$, $R_{(j,j)} \geq R_{(j^+,j)}$. However, at this rate, each potentially relevant pair confidence was not considered. By incorporating the confidence, the multi-level ranking loss, that considers the potentially relevant pair together with the confidence, results

in the following (also illustrated in Fig. 4):

$$\begin{aligned} \mathcal{L}_{\text{rel>neg}} = & \frac{1}{N_{\text{pairs}}} \left[\sum_{v_{i^+}} [\Delta + \check{R}_{(i,i^-)} - C_{(i,i^+)} R_{(i,i^+)}]_+ \right. \\ & \left. + \sum_{q_{j^+}} [\Delta + \check{R}_{(j^-,j)} - C_{(j^+,j)} R_{(j^+,j)}]_+ \right], \end{aligned} \quad (11)$$

$$\begin{aligned} \mathcal{L}_{\text{pos}\geq\text{rel}} = & \frac{1}{N_{\text{pairs}}} \left[\sum_{v_{i^+}} [R_{(i,i^+)} - C_{(i,i^+)} R_{(i,i)}]_+ \right. \\ & \left. + \sum_{q_{j^+}} [R_{(j^+,j)} - C_{(j^+,j)} R_{(j,j)}]_+ \right]. \end{aligned} \quad (12)$$

where N_{pairs} is the number of the potentially relevant pairs in the batch. As $C \rightarrow 1$, Eq. 11, Eq. 12 can be interpreted as a multilevel ranking loss without considering the confidence. When $C \rightarrow 0$, the potentially relevant pair is almost negative, and its R is expected to become lower as a result of training. Let $\lambda_{\text{rel>neg}}^{\text{vr}}$ and $\lambda_{\text{pos}\geq\text{rel}}^{\text{vr}}$ be weight parameters, and by substituting $R = s^{\text{vr}}$, \mathcal{L}_{vr} is written as

$$\mathcal{L}_{\text{vr}} = \mathcal{L}_{\text{pos>neg}}^{\text{vr}} + \lambda_{\text{rel>neg}}^{\text{vr}} \mathcal{L}_{\text{rel>neg}}^{\text{vr}} + \lambda_{\text{pos}\geq\text{rel}}^{\text{vr}} \mathcal{L}_{\text{pos}\geq\text{rel}}^{\text{vr}}. \quad (13)$$

To define the segment-level ranking loss $\mathcal{L}_{\text{vcmr}}$, we need to choose an appropriate score for substituting R . As per Eq. 3, the logarithm of s^{vcmr} w.r.t. a text query q_i and a video segment $v_j [t_{\text{st}}^j : t_{\text{ed}}^j]$, i.e., $\log s^{\text{vcmr}}(v_j, t_{\text{st}}^j, t_{\text{ed}}^j | q_i, \mathcal{V}) = \log P_{(i,j),\text{st}}(t_{\text{st}}^j) + \log P_{(i,j),\text{ed}}(t_{\text{ed}}^j) + \alpha s^{\text{vr}}(v_j | q_i)$ can be one of the candidates. However, P_{st} and P_{ed} are normalized using softmax, resulting in underestimating nonmaximum values, making it unsuitable for R . To mitigate this problem, instead of using $P_{\text{st}}(t_{\text{st}}^j)$ and $P_{\text{ed}}(t_{\text{ed}}^j)$, we use their logits (variables before softmax) $o_{\text{st}}(t_{\text{st}}^j)$ and $o_{\text{ed}}(t_{\text{ed}}^j)$ to form the VCMR relevance score R^{vcmr} :

$$R_{(i,j)}^{\text{vcmr}} = \log o_{(i,j),\text{st}}(t_{\text{st}}^j) + \log o_{(i,j),\text{ed}}(t_{\text{ed}}^j) + \alpha s^{\text{vr}}(v_j | q_i). \quad (14)$$

Note that we add the constraint that $\inf o_{\text{st}}(t_{\text{st}}) = \inf o_{\text{ed}}(t_{\text{ed}}) = 10^{-6}$, due to the domain of the logarithmic function. The higher R^{vcmr} becomes, the higher s^{vcmr} also becomes. Using R^{vcmr} , the segment-level ranking loss $\mathcal{L}_{\text{vcmr}}$ can be written as

$$\mathcal{L}_{\text{vcmr}} = \mathcal{L}_{\text{pos>neg}}^{\text{vcmr}} + \lambda_{\text{rel>neg}}^{\text{vcmr}} \mathcal{L}_{\text{rel>neg}}^{\text{vcmr}} + \lambda_{\text{pos}\geq\text{rel}}^{\text{vcmr}} \mathcal{L}_{\text{pos}\geq\text{rel}}^{\text{vcmr}}, \quad (15)$$

where $\lambda_{\text{rel>neg}}^{\text{vcmr}}$ and $\lambda_{\text{pos}\geq\text{rel}}^{\text{vcmr}}$ are weight parameters.

NLL Loss.

$$\mathcal{L}_{\text{nll},1} = -\frac{1}{N} \sum_{(i,i)} [\log(P_{(i,i),\text{st}}(t_{\text{st}}^i)) + \log(P_{(i,i),\text{ed}}(t_{\text{ed}}^i))]. \quad (16)$$

Based on Eq. 2, the temporal localization loss is defined as the NLL loss as in Eq. 16. Here, only positive pairs $\{(q_i, v_i)\}_i$ are considered. Additionally, we incorporate the potentially relevant pairs into this NLL loss. The extended loss is as follows:

$$\mathcal{L}_{\text{nll},2} = -\frac{1}{N_{\text{pairs}}} \sum_{(i,i^+)} C_{(i,i^+)} [\log(P_{(i,i^+),\text{st}}(t_{\text{st}}^{i^+})) + \log(P_{(i,i^+),\text{ed}}(t_{\text{ed}}^{i^+}))]. \quad (17)$$

Because $C \rightarrow 1$, Eq. 17 works in the same way as in Eq. 16, while contributing less as $C \rightarrow 0$, \mathcal{L}_{tl} can be formulated as Eq. 18, where $\lambda_{\text{tl},2}$ is a weight parameter.

$$\mathcal{L}_{\text{tl}} = \mathcal{L}_{\text{nll},1} + \lambda_{\text{tl},2} \mathcal{L}_{\text{nll},2}. \quad (18)$$

5 EXPERIMENTS

5.1 Experimental Setup

Experiment Overview. First, we determine the conditions of the potentially relevant pair detector, including the types of Φ and its threshold θ . Second, based on the condition determined above, we conducted experiments to determine the effects of the potentially relevant pairs and the use of the confidence score in the loss functions.

For the first stage, we compared three types of conditions: Φ_{sent} , Φ_{vp} , and $\Phi_{\text{np-vp}}$. While Φ_{vp} and $\Phi_{\text{np-vp}}$ are described in Sec. 4.1, the first one Φ_{sent} is a baseline that uses an entire sentence to detect potentially relevant pairs. This is different from the other two types in the point that these two use parts of the sentences such as VP. Regarding the threshold θ in Φ , we conducted experiments with $\theta = \{0.5, 0.6, 0.7, 0.8\}$. These experiments are performed under two types of loss conditions, adding terms that include potentially relevant pairs (PR): including $\mathcal{L}_{\text{rel>neg}}^{\text{vr}}$, $\mathcal{L}_{\text{pos}\geq\text{rel}}^{\text{vr}}$, $\mathcal{L}_{\text{nl},2}$, $\mathcal{L}_{\text{rel>neg}}^{\text{vcmr}}$, and $\mathcal{L}_{\text{pos}\geq\text{rel}}^{\text{vcmr}}$, under the following conditions: (i) the same condition as Lei *et al.* [15] *i.e.*, $\mathcal{L}_{\text{pos>neg}}^{\text{vr}}$ & $\mathcal{L}_{\text{nl},1}$, which we denote as XML, and (ii) the condition with the segment-level loss (SL) *i.e.*, $\mathcal{L}_{\text{pos>neg}}^{\text{vr}}$ & $\mathcal{L}_{\text{nl},1}$ & $\mathcal{L}_{\text{pos>neg}}^{\text{vcmr}}$, which we denote as +SL. As a result, we obtain two conditions; +PR ($\mathcal{L}_{\text{pos>neg}}^{\text{vr}}$ & $\mathcal{L}_{\text{rel>neg}}^{\text{vr}}$ & $\mathcal{L}_{\text{pos}\geq\text{rel}}^{\text{vr}}$ & $\mathcal{L}_{\text{nl},1}$ & $\mathcal{L}_{\text{nl},2}$) and +SL+PR ($\mathcal{L}_{\text{pos>neg}}^{\text{vr}}$ & $\mathcal{L}_{\text{rel>neg}}^{\text{vr}}$ & $\mathcal{L}_{\text{pos}\geq\text{rel}}^{\text{vr}}$ & $\mathcal{L}_{\text{nl},1}$ & $\mathcal{L}_{\text{nl},2}$ & $\mathcal{L}_{\text{pos>neg}}^{\text{vcmr}}$ & $\mathcal{L}_{\text{rel>neg}}^{\text{vcmr}}$ & $\mathcal{L}_{\text{pos}\geq\text{rel}}^{\text{vcmr}}$). The weight parameters λ are switched on and off *i.e.*, set to one or zero, to achieve the aforementioned conditions, with the exception of $\lambda_{\text{ql}} = 0.01$, which is essentially constant.

In the second stage, we compare XML, +PR, +SL, and +SL+PR to investigate the effects of +SL and +PR separately. Moreover, to determine the effect of the confidence score, we conduct experiments by fixing $C \equiv 1$ under conditions using the potentially relevant pair. Consequently, two further conditions are studied: +PR ($C \equiv 1$) and +SL+PR ($C \equiv 1$). The condition with $C \equiv 1$ can be interpreted as a condition in which all the potentially relevant pairs are treated in the same way. In the ranking loss, a multi-level ranking loss is applied regardless of each pair relevance, whereas all the potentially relevant pairs are treated as positive pairs in NLL loss.

Datasets. To evaluate our method, we conduct experiments on two benchmark datasets for SVMR, namely Charades-STA [7] and DiDeMo [9]. These datasets contain untrimmed/unsegmented videos targeting activity videos, whose segments are paired with text annotations. Charades-STA is built on top of the Charades [28] dataset. Videos in Charades were recorded via crowdsourcing; moreover, text annotations were collected semiautomatically from Charades and, therefore, lack diversity of vocabulary as well as contents compared to the other dataset. For example, “*person*” is used to refer to a subject in almost every sentence. Each video is, on average, 30 s. The dataset contains 12,408 text-moment pairs for training and 3,720 pairs for the test split.

DiDeMo consists of videos collected from Flickr such that videos with longer than 30 s are trimmed to 30 s; consequently, most videos hold are 25-30s in length. Text annotations are collected as referring expressions in each video. Ground-truth (GT) moment information is given as a five-second-level timestamp, which is

offered by multiple persons and thus, can vary from person to person. As per [4], we use a timestamp with at least two persons in agreement as the ground truth. The dataset was split into 33,005, 4,180, and 4,021 text-moment pairs for training, validation, and testing, respectively.

Evaluation Metrics. As per prior work [4, 15, 25], we use recall@ k ($R@k$), indicating the percentage (min:0, max:100) that at least one moment within the top- k items have a temporal intersection over union (tIoU) with a GT moment larger than a specific threshold. We report the results with respect to $k = 1, 10, 100$, tIoU = 0.5, 0.7 for VCMR. In addition, for the purpose of analysis, we also report VR $R@100$ and SVMR $R@5$ results. Below, hyphenation after the task name represents tIoU, *e.g.*, VCMR-0.5.

Implementation Details. The codes were implemented using PyTorch [24], and training was performed using the Adam [13] optimizer. Specific parameters and settings are based on Lei *et al.* [15]. Please refer to Sec. A for details. Note that the XML results were reproduced based on [15] repository¹. As for SBERT, used in Φ and Ψ , we used the backbone of DistilBERT [27], which is a memory-light version of BERT, specifically “*distilbert-base-nli-stsb-mean-tokens*”². SBERT embeddings are pre-extracted to compute Φ and Ψ in a batch at the time of training.

5.2 Results and Discussions

5.2.1 Evaluation of the Potentially Relevant Pair Detector.

Charades-STA. As per Table 1 and Table 2, we can observe that, overall, Charades-STA +PR achieves better performance than XML and +SL+PR, whereas +SL+PR achieved poor performance in terms of the quantitative results compared to XML. It appears that +SL has a significant influence on the results. Focusing on the type of the detector, there is no significant difference between Φ_{sent} , Φ_{vp} , and $\Phi_{\text{np-vp}}$ in the Charades-STA. This may be because of the dataset characteristic—its text annotations are simple in terms of grammatical structures and vocabulary. However, the best performance is achieved by $\Phi_{\text{np-vp}}$ with $\theta = 0.7$, showing the effectiveness of $\Phi_{\text{np-vp}}$ to some extent. We use this condition for the second stage experiment. The best condition is judged based on the summation of the total scores in Table 1 and Table 2.

DiDeMo. As per Table 3 and Table 4, unlike Charades-STA, we can see that +SL+PR is better than +PR overall, suggesting that +SL has a positive effect on the performance in DiDeMo. Table 4 indicates that Φ_{sent} , which uses the entire sentence, is insufficient to detect the potentially relevant pair, whereas both Φ_{vp} and $\Phi_{\text{np-vp}}$ basically achieved higher scores than XML. Thus, proper detection of the potentially relevant pair seems necessary. As with Charades-STA, we adopt +SL+PR with Φ_{vp} , $\theta = 0.5$ for the second-stage experiment.

5.2.2 Evaluation of the Proposed Loss.

The analysis of VCMR performance. Overall, Table 5 and Table 6 show that $C \equiv 1$ damages the performance under all conditions involved with the potentially relevant pair. This indicates that the

¹<https://github.com/jayleicn/TVRetrieval>

²<https://github.com/UKPLab/sentence-transformers>

Table 1: Comparison of Φ_{sent} , Φ_{vp} , and $\Phi_{\text{np-vp}}$ w.r.t. θ under the condition using the potentially relevant pair (+PR) on Charades-STA (test).

	θ	VCMR-0.5			VCMR-0.7		
		R@1	R@10	R@100	R@1	R@10	R@100
XML [15]	—	0.3	1.67	6.85	0.22	0.78	3.31
Φ_{sent}	0.5	0.46	1.37	6.24	0.27	0.81	2.85
	0.6	0.43	1.59	7.15	0.22	0.83	3.44
	0.7	0.43	1.24	7.55	0.22	0.54	3.71
	0.8	0.48	1.91	7.58	0.27	0.89	3.95
Φ_{vp}	0.5	0.51	1.67	6.96	0.3	0.91	3.44
	0.6	0.38	1.53	7.02	0.3	0.81	3.55
	0.7	0.43	1.88	7.58	0.27	1.21	3.44
	0.8	0.43	1.56	7.9	0.27	0.94	3.95
$\Phi_{\text{np-vp}}$	0.5	0.38	1.51	7.31	0.22	0.75	3.55
	0.6	0.43	1.67	6.91	0.27	0.83	3.04
	0.7	0.48	1.8	7.8	0.32	0.81	4.27
	0.8	0.46	1.4	7.96	0.16	0.65	3.66

Table 2: Comparison of Φ_{sent} , Φ_{vp} , and $\Phi_{\text{np-vp}}$ w.r.t. θ under the condition using the segment-level loss and the potentially relevant pair (+SL+PR) on Charades-STA (test).

	θ	VCMR-0.5			VCMR-0.7		
		R@1	R@10	R@100	R@1	R@10	R@100
XML [15]	—	0.3	1.67	6.85	0.22	0.78	3.31
Φ_{sent}	0.5	0.11	0.54	4.17	0.05	0.24	1.99
	0.6	0.11	0.65	4.3	0.03	0.3	2.15
	0.7	0.16	0.83	4.78	0.03	0.3	2.45
	0.8	0.08	0.67	4.65	0.03	0.16	2.37
Φ_{vp}	0.5	0.13	0.43	4.49	0.11	0.16	2.1
	0.6	0.16	0.65	4.54	0.08	0.27	2.37
	0.7	0.13	0.48	3.36	0.03	0.08	1.48
	0.8	0.18	0.89	4.78	0.08	0.46	2.2
$\Phi_{\text{np-vp}}$	0.5	0.13	0.43	2.39	0.08	0.13	1.13
	0.6	0.08	0.19	0.62	0.08	0.13	0.27
	0.7	0.11	0.59	4.68	0.03	0.22	2.26
	0.8	0.11	0.27	1.51	0.0	0.05	0.73

Table 3: Comparison of Φ_{sent} , Φ_{vp} , and $\Phi_{\text{np-vp}}$ w.r.t. θ under the condition using the potentially relevant pair (+PR) on DiDeMo (val).

	θ	VCMR-0.5			VCMR-0.7		
		R@1	R@10	R@100	R@1	R@10	R@100
XML [15]	—	1.87	8.95	32.51	0.57	3.52	18.49
Φ_{sent}	0.5	1.6	6.29	29.67	0.55	2.56	15.26
	0.6	1.39	5.02	25.24	0.72	2.37	13.13
	0.7	1.67	6.58	27.92	0.79	2.61	14.62
	0.8	1.7	6.39	28.83	0.72	2.39	14.33
Φ_{vp}	0.5	1.94	7.11	32.03	0.89	3.16	16.12
	0.6	1.94	6.41	28.64	0.74	2.68	16.0
	0.7	1.91	7.13	32.08	0.57	2.82	16.58
	0.8	1.7	5.62	27.85	0.79	2.49	13.9
$\Phi_{\text{np-vp}}$	0.5	1.77	6.51	28.54	0.62	3.11	15.31
	0.6	1.63	6.03	29.23	0.77	2.51	15.72
	0.7	1.77	7.3	29.64	0.26	2.22	14.21
	0.8	1.84	6.7	30.5	0.62	2.68	16.08

appropriate design of each potentially relevant pair confidence is important. As for Charades-STA, the significant drop in score can be observed under +SL. We can confirm that the lower scores of

Table 4: Comparison of Φ_{sent} , Φ_{vp} , and $\Phi_{\text{np-vp}}$ w.r.t. θ under the condition using the segment-level loss and the potentially relevant pair (+SL+PR) on DiDeMo (val).

	θ	VCMR-0.5			VCMR-0.7		
		R@1	R@10	R@100	R@1	R@10	R@100
XML [15]	—	1.87	8.95	32.51	0.57	3.52	18.49
Φ_{sent}	0.5	1.67	7.3	28.47	0.55	2.94	16.39
	0.6	1.89	7.49	30.41	0.77	2.61	16.41
	0.7	1.6	7.08	28.06	0.62	2.34	13.28
	0.8	1.6	7.49	29.55	0.57	2.54	13.61
Φ_{vp}	0.5	2.89	10.93	37.97	0.77	4.93	24.23
	0.6	2.46	9.52	34.57	0.65	3.71	20.74
	0.7	2.08	10.07	35.81	0.65	3.47	19.78
	0.8	2.51	10.65	37.46	0.5	3.83	21.89
$\Phi_{\text{np-vp}}$	0.5	2.7	10.33	36.27	0.72	5.12	24.78
	0.6	2.94	10.79	37.18	0.67	4.67	22.46
	0.7	2.22	9.43	36.2	0.43	3.33	19.5
	0.8	1.96	10.17	35.1	0.45	3.21	18.09

Table 5: Evaluation of the proposed loss on Charades-STA (test) under $\Phi_{\text{np-vp}}$, $\theta = 0.7$.

	θ	VCMR-0.5			VCMR-0.7			SVMR-0.5	SVMR-0.7	VR
		R@1	R@10	R@100	R@1	R@10	R@100	R@5	R@5	R@100
XML [15]	—	0.3	1.67	6.85	0.22	0.78	3.31	51.75	27.85	26.59
+PR	0.7	0.48	1.8	7.8	0.32	0.81	4.27	55.99	29.62	25.89
+PR ($C \equiv 1$)	0.7	0.38	1.24	6.48	0.22	0.59	2.96	51.83	27.47	22.58
+SL	—	0.11	0.35	3.25	0.0	0.11	1.16	48.6	25.46	23.74
+SL+PR	0.7	0.11	0.59	4.68	0.03	0.22	2.26	51.24	27.63	21.96
+SL+PR ($C \equiv 1$)	0.7	0.11	0.3	2.74	0.0	0.03	0.7	38.95	17.02	19.73

Table 6: Evaluation of the proposed loss on DiDeMo (test) under Φ_{vp} , $\theta = 0.5$.

	θ	VCMR-0.5			VCMR-0.7			SVMR-0.5	SVMR-0.7	VR
		R@1	R@10	R@100	R@1	R@10	R@100	R@5	R@5	R@100
XML [15]	—	1.74	9.15	32.26	0.65	3.61	17.36	82.07	56.83	71.23
+PR	0.5	1.47	6.89	31.01	0.57	2.66	15.27	81.97	52.1	73.19
+PR ($C \equiv 1$)	0.5	1.09	6.12	24.97	0.4	2.76	15.34	77.07	53.49	65.41
+SL	—	1.74	8.6	33.42	0.6	3.36	18.43	80.85	51.85	70.55
+SL+PR	0.5	2.21	11.34	37.88	0.6	5.05	23.78	86.69	53.17	71.33
+SL+PR ($C \equiv 1$)	0.5	1.49	4.92	20.72	0.42	3.28	15.62	76.42	51.58	60.38

+SL+PR in Table 2 are triggered by segment-level loss. On the other hand, DiDeMo best scores are achieved under +SL+PR. Because +SL and +PR do not reach the scores of +SL+PR, proper design of loss types seems crucial. In both datasets we can confirm, with the appropriate loss functions that incorporate each potentially relevant pair effectively, that retrieval performance can be enhanced.

The effect of VR and SVMR on VCMR performance. Under $C \equiv 1$, we can observe that SVMR and VR basically deteriorates, which appears to lead to the drop in the VCMR performance. Looking at the conditions with higher scores, we can see that the increase in the SVMR (temporal localization) scores, mainly contributed to the VCMR performance improvement. Training with potentially relevant pairs might have a data-augmentation-like effect and, as a result, succeeded in text-moment grounding for difficult samples.




Figure 5: Example of the qualitative results on DiDeMo (test) under Φ_{vp} , $\theta = 0.5$.

5.3 Qualitative Results

Fig. 5 is an example of the qualitative results on DiDeMo showing up to top-4 candidate moments. Although XML certainly outputs face-enhanced moments, which are somewhat relevant to the query, the output moments vary in terms of semantics. For example, while the “man” in Top 3 is “wearing glasses,” the “woman” in Top 4 is not “wearing glasses.” Moreover, Top 1 does not include “woman” or “glasses”.

On the other hand, +SL+PR provides relevant moments to the query even though they are not the ground-truth moments. This tendency can be explained by the confidence design with SBERT as SBERT can compute semantic-sensitive similarity between sentences. Thus, we can confirm that the effective use of a potentially relevant pair can lead to more relevant moment outputs. Please refer to Sec. C for more qualitative results.

6 CONCLUSION

In this work, which is focused on training a model for video corpus moment retrieval, we proposed a novel training method that takes

advantage of potentially relevant pairs, allowing for consideration of the many-to-many correspondences between text and video moments. We performed linguistic analysis using SentenceBERT to detect the potentially relevant pairs, then incorporated them into loss functions effectively. As a result, the retrieval performance was more relevant to text queries and achieved better quantitative results. Future work includes designing a more sophisticated potentially relevant pair detector and confidence computation function.

ACKNOWLEDGMENTS

This work was supported by JSPS KAKENHI Grant Number JP19H01115, JP20H05556, and Moonshot R&D Grant Number JPMJPS2011. The authors would like to thank Yuki Kawana, Kohei Uehara, and Hiroaki Yamane for helpful discussions, and Yusuke Mori for technical help.

A IMPLEMENTATION DETAILS

The text encoder RoBERTa [19] was finetuned using each dataset beforehand, with the masked language modeling [3]. For the video

representation, as per Lei *et al.* [15], we used the concatenation of clip-level ResNet-152 [8] features and temporal endpoint features [9]. Note that frames are obtained at a rate of 3 fps. As for the feature dimensions, the word embedding size $D_q = 768$, the total size of the video representation D_v is 2050, and the common hidden feature $d = 256$. The maximum word length $l_q = 30$, and the maximum clip length l_v is 20 for Charades-STA, 12 for DiDeMo. Note that the clip length δt in each dataset is $\delta t = 3.0$ second in Charades-STA and $\delta t = 2.5$ second in DiDeMo, respectively. The constraint parameters in Eq. 4 are $n_{\min} = 1$, $n_{\max} = 8$ in Charades-STA, $n_{\min} = 2$, $n_{\max} = 4$ in DiDeMo.

For optimization, we used Adam [13] with an initial learning rate of 0.0001. The batch size N is 128. We trained 100 epochs for XML [15], while 200 epochs for other conditions. In the first 20 epochs, N_{pool} is set to 1, afterwards $N_{\text{pool}} = 20$. The margin $\Delta = 0.1$, the weight parameter $\alpha = 20$.

B ADDITIONAL EXPERIMENTS

In addition to the experiments in the main paper, to confirm if it is reasonable to incorporate all the loss terms involved with the potentially relevant pair at the same time, we conducted ablation study about loss terms by excluding the following loss terms, *i.e.*, $\mathcal{L}_{\text{rel}>\text{neg}}^{\text{vr}}$, $\mathcal{L}_{\text{pos}\geq\text{rel}}^{\text{vr}}$, $\mathcal{L}_{\text{nll},2}$, $\mathcal{L}_{\text{rel}>\text{neg}}^{\text{vcmr}}$, and $\mathcal{L}_{\text{pos}\geq\text{rel}}^{\text{vcmr}}$. Based on the conditions in the main paper +PR ($\mathcal{L}_{\text{pos}>\text{neg}}^{\text{vr}}$ & $\mathcal{L}_{\text{rel}>\text{neg}}^{\text{vr}}$ & $\mathcal{L}_{\text{pos}\geq\text{rel}}^{\text{vr}}$ & $\mathcal{L}_{\text{nll},1}$ & $\mathcal{L}_{\text{nll},2}$) and +SL+PR ($\mathcal{L}_{\text{pos}>\text{neg}}^{\text{vr}}$ & $\mathcal{L}_{\text{rel}>\text{neg}}^{\text{vr}}$ & $\mathcal{L}_{\text{pos}\geq\text{rel}}^{\text{vr}}$ & $\mathcal{L}_{\text{nll},1}$ & $\mathcal{L}_{\text{nll},2}$ & $\mathcal{L}_{\text{pos}>\text{neg}}^{\text{vcmr}}$ & $\mathcal{L}_{\text{rel}>\text{neg}}^{\text{vcmr}}$ & $\mathcal{L}_{\text{pos}\geq\text{rel}}^{\text{vcmr}}$), we excluded loss terms, which are involved with the potentially relevant pair, depending on the loss types. For example, for the ranking loss, $\mathcal{L}_{\text{rel}>\text{neg}}^{\text{vr}}$ and $\mathcal{L}_{\text{pos}\geq\text{rel}}^{\text{vr}}$ ($\mathcal{L}_{\text{rel}>\text{neg}}^{\text{vcmr}}$ and $\mathcal{L}_{\text{pos}\geq\text{rel}}^{\text{vcmr}}$) are excluded at the same time, while $\mathcal{L}_{\text{nll},2}$ is excluded for the NLL loss. In each condition, we also conducted experiments by fixing $C \equiv 1$ to see the effect of the confidence design as in the main paper.

Table 7 and Table 8 are the experiment results. As pointed out in the main paper, we can see that $C \equiv 1$ basically degrades the performance, showing the importance of the confidence design. In addition, as mentioned in the paper, we can observe that the SVMR-0.5 improvement mainly contributes to the VCMR better results. Moreover, based on the summation of total VCMR scores as in the main paper, we can say that including all the loss terms (+PR or +SL+PR) is suitable, because this condition remarks the best or comparable performance.

C QUALITATIVE RESULTS

Here are additional qualitative results on top of Fig. 5. Fig. 6 and Fig. 7 are results on DiDeMo, whereas Fig. 8, Fig. 9, and Fig. 10 are results on Charades-STA.

The same tendency as in Sec. 5.3 can be found in Fig. 6 and Fig. 7 as well. In Fig. 6, XML candidate moments are involved with inconsistent animals, which should be “*cat*” because the query includes “*kitty*”. Indeed, +SL+PR outputs the cat-related moments including the ground-truth moment. Likewise, in Fig. 7, though XML Top 3 moment is about “*flies*”, all of the candidate moments of +SL+PR are involved with the “*plane*”.

As for Charades-STA, in Fig. 8, Fig. 9, and Fig. 10, the results of +SL and +PR are mostly relevant to the input query. Surprisingly, results of +SL are not much worse than those of +PR. On the contrary, XML tends to give specific videos regardless of the input query as can be observed through Fig. 8, Fig. 9, and Fig. 10. This may suggest the limitation of the evaluation metrics. Furthermore, the results in Fig. 8 are notable. Due to the roundabout expression of the input query, XML and +SL tend to output irrelevant moments. However, the results of +PR in Fig. 8 are impressive, because all of the candidate moments are related to “*turn on/off the light switch*”, which is implied by “*flipped the light switch*”. This is also probably thanks to SBERT as it can softly capture the semantics of the sentences. Consequently, different sentences with similar semantics are considered to linked via training.

REFERENCES

- [1] Jingyuan Chen, Xinpeng Chen, Lin Ma, Zequn Jie, and Tat-Seng Chua. 2018. Temporally Grounding Natural Sentence in Video. In *EMNLP*.
- [2] Krzysztof Dembczynski, Weiwei Cheng, and Eyke Hüllermeier. 2010. Bayes Optimal Multilabel Classification via Probabilistic Classifier Chains. In *ICML*.
- [3] Jacob Devlin, Ming-Wei Chang, Kenton Lee, and Kristina Toutanova. 2019. BERT: Pre-training of Deep Bidirectional Transformers for Language Understanding. In *ACL*.
- [4] Victor Escorcia, Mattia Soldan, Josef Sivic, Bernard Ghanem, and Bryan Russell. 2019. Temporal Localization of Moments in Video Collections with Natural Language. *arXiv preprint arXiv:1907.12763* (2019).
- [5] Fartash Faghri, David J Fleet, Jamie Ryan Kiros, and Sanja Fidler. 2018. VSE++: Improving Visual-Semantic Embeddings with Hard Negatives. In *BMVC*. <https://github.com/fartashf/vsepp>
- [6] Valentin Gabeur, Chen Sun, Karteek Alahari, and Cordelia Schmid. 2020. Multimodal Transformer for Video Retrieval. In *ECCV*.
- [7] Jiyang Gao, Chen Sun, Zhenheng Yang, and Ram Nevatia. 2017. TALL: Temporal Activity Localization via Language Query. In *ICCV*.
- [8] Kaiming He, Xiangyu Zhang, Shaoqing Ren, and Jian Sun. 2016. Deep Residual Learning for Image Recognition. In *CVPR*.
- [9] Lisa Anne Hendricks, Oliver Wang, Eli Shechtman, Josef Sivic, Trevor Darrell, and Bryan Russell. 2017. Localizing Moments in Video with Natural Language. In *ICCV*.
- [10] Lisa Anne Hendricks, Oliver Wang, Eli Shechtman, Josef Sivic, Trevor Darrell, and Bryan Russell. 2018. Localizing Moments in Video with Temporal Language. In *EMNLP*.
- [11] Kristen Jaskie and Andreas Spanias. 2019. POSITIVE AND UNLABELED LEARNING ALGORITHMS AND APPLICATIONS: A SURVEY. In *IISA*.
- [12] Atsushi Kanehira and Tatsuya Harada. 2016. Multi-label Ranking from Positive and Unlabeled Data. In *CVPR*.
- [13] Diederick P Kingma and Jimmy Ba. 2015. Adam: A Method for Stochastic Optimization. In *ICLR*.
- [14] Nikita Kitaev and Dan Klein. 2018. Constituency Parsing with a Self-Attentive Encoder. In *ACL*.
- [15] Jie Lei, Licheng Yu, Tamara L Berg, and Mohit Bansal. 2020. TVR: A Large-Scale Dataset for Video-Subtitle Moment Retrieval. In *ECCV*.
- [16] Linjie Li, Yen-Chun Chen, Yu Cheng, Zhe Gan, Licheng Yu, and Jingjing Liu. 2020. HERO: Hierarchical Encoder for Video+ Language Omni-representation Pre-training. In *EMNLP*.
- [17] Zibo Lin, Deng Cai, Yan Wang, Xiaojiang Liu, Haitao Zheng, and Shuming Shi. 2020. The World Is Not Binary: Learning to Rank with Grayscale Data for Dialogue Response Selection. In *EMNLP*.
- [18] Bingbin Liu, Serena Yeung, Edward Chou, De-An Huang, Li Fei-Fei, and Juan Carlos Niebles. 2018. Temporal Modular Networks for Retrieving Complex Compositional Activities in Videos. In *ECCV*.
- [19] Yinhan Liu, Myle Ott, Naman Goyal, Jingfei Du, Mandar Joshi, Danqi Chen, Omer Levy, Mike Lewis, Luke Zettlemoyer, and Veselin Stoyanov. 2019. RoBERTa: A Robustly Optimized BERT Pretraining Approach. *arXiv preprint arXiv:1907.11692* (2019).
- [20] Sho Maeoki, Kohei Uehara, and Tatsuya Harada. 2020. Interactive Video Retrieval with Dialog. In *CVPR Workshop*.
- [21] Antoine Miech, Ivan Laptev, and Josef Sivic. 2018. Learning a Text-Video Embedding from Incomplete and Heterogeneous Data. *arXiv preprint arXiv:1804.02516* (2018).
- [22] Niluthpol Chowdhury Mithun, Juncheng Li, Florian Metzke, and Amit K Roy-Chowdhury. 2018. Learning Joint Embedding with Multimodal Cues for Cross-Modal Video-Text Retrieval. In *ICMR*.

Table 7: Ablation study with respect to loss terms and the evaluation of the confidence design on Charades-STA (test) under Φ_{np-vp} , $\theta = 0.7$. \checkmark represents that we adopt the corresponding condition.

	$\mathcal{L}_{rel>neg}^{vr}$	$\mathcal{L}_{pos\geq rel}^{vr}$	$\mathcal{L}_{nll,2}$	$\mathcal{L}_{rel>neg}^{vcmr}$	$\mathcal{L}_{pos\geq rel}^{vcmr}$	$C \equiv 1$	VCMR-0.5			VCMR-0.7			SVMR-0.5	SVMR-0.7	VR
							R@1	R@10	R@100	R@1	R@10	R@100	R@5	R@5	R@100
XML [15]	—	—	—	—	—	—	0.3	1.67	6.85	0.22	0.78	3.31	51.75	27.85	26.59
$\mathcal{L}_{pos>neg}^{vr}$ & $\mathcal{L}_{nll,1}$	\checkmark	\checkmark	\checkmark	—	—	\checkmark	0.48	1.8	7.8	0.32	0.81	4.27	55.99	29.62	25.89
	\checkmark	\checkmark	\checkmark	—	—	\checkmark	0.38	1.24	6.48	0.22	0.59	2.96	51.83	27.47	22.58
	\checkmark	\checkmark	\checkmark	—	—	\checkmark	0.56	1.51	6.56	0.27	0.81	3.17	53.01	26.8	28.71
	\checkmark	\checkmark	\checkmark	—	—	\checkmark	0.65	1.94	7.12	0.43	0.91	3.92	54.87	26.72	28.52
	\checkmark	\checkmark	\checkmark	—	—	\checkmark	0.46	1.42	6.85	0.32	0.73	3.33	54.78	29.14	25.22
$\mathcal{L}_{pos>neg}^{vr}$ & $\mathcal{L}_{nll,1}$ & $\mathcal{L}_{pos>neg}^{vcmr}$	\checkmark	\checkmark	\checkmark	\checkmark	\checkmark	\checkmark	0.11	0.59	4.68	0.03	0.22	2.26	51.24	27.63	21.96
	\checkmark	\checkmark	\checkmark	\checkmark	\checkmark	\checkmark	0.11	0.3	2.74	0.0	0.03	0.7	38.95	17.02	19.73
	\checkmark	\checkmark	\checkmark	\checkmark	\checkmark	\checkmark	0.16	0.78	4.87	0.11	0.4	2.28	48.09	24.89	22.63
	\checkmark	\checkmark	\checkmark	\checkmark	\checkmark	\checkmark	0.11	0.46	2.37	0.08	0.27	0.99	43.04	20.89	16.45
	\checkmark	\checkmark	\checkmark	\checkmark	\checkmark	\checkmark	0.08	0.56	4.27	0.03	0.11	2.15	51.05	27.39	23.17
	\checkmark	\checkmark	\checkmark	\checkmark	\checkmark	\checkmark	0.13	0.67	3.2	0.05	0.27	1.56	44.46	22.34	17.34
	\checkmark	\checkmark	\checkmark	\checkmark	\checkmark	\checkmark	0.16	1.02	4.27	0.11	0.48	2.31	51.1	27.28	22.02
	\checkmark	\checkmark	\checkmark	—	—	\checkmark	0.22	0.7	4.68	0.03	0.13	1.91	47.1	21.83	24.38

Table 8: Ablation study with respect to loss terms and the evaluation of the confidence design on DiDeMo (test) under Φ_{vp} , $\theta = 0.5$ \checkmark represents that we adopt the corresponding condition.

	$\mathcal{L}_{rel>neg}^{vr}$	$\mathcal{L}_{pos\geq rel}^{vr}$	$\mathcal{L}_{nll,2}$	$\mathcal{L}_{rel>neg}^{vcmr}$	$\mathcal{L}_{pos\geq rel}^{vcmr}$	$C \equiv 1$	VCMR-0.5			VCMR-0.7			SVMR-0.5	SVMR-0.7	VR
							R@1	R@10	R@100	R@1	R@10	R@100	R@5	R@5	R@100
XML [15]	—	—	—	—	—	—	1.74	9.15	32.26	0.65	3.61	17.36	82.07	56.83	71.23
$\mathcal{L}_{pos>neg}^{vr}$ & $\mathcal{L}_{nll,1}$	\checkmark	\checkmark	\checkmark	—	—	\checkmark	1.47	6.89	31.01	0.57	2.66	15.27	81.97	52.1	73.19
	\checkmark	\checkmark	\checkmark	—	—	\checkmark	1.09	6.12	24.97	0.4	2.76	15.34	77.07	53.49	65.41
	\checkmark	\checkmark	\checkmark	—	—	\checkmark	1.99	8.03	33.77	0.75	3.31	20.54	81.4	56.9	72.77
	\checkmark	\checkmark	\checkmark	—	—	\checkmark	1.52	7.96	29.74	0.57	3.78	18.78	78.61	53.69	71.23
	\checkmark	\checkmark	\checkmark	—	—	\checkmark	1.19	6.67	30.37	0.57	2.93	14.75	80.73	53.02	72.99
$\mathcal{L}_{pos>neg}^{vr}$ & $\mathcal{L}_{nll,1}$ & $\mathcal{L}_{pos>neg}^{vcmr}$	\checkmark	\checkmark	\checkmark	\checkmark	\checkmark	\checkmark	2.21	11.34	37.88	0.6	5.05	23.78	86.69	53.17	71.33
	\checkmark	\checkmark	\checkmark	\checkmark	\checkmark	\checkmark	1.49	4.92	20.72	0.42	3.28	15.62	76.42	51.58	60.38
	\checkmark	\checkmark	\checkmark	\checkmark	\checkmark	\checkmark	2.66	8.46	33.15	0.8	6.32	26.83	83.96	58.97	72.12
	\checkmark	\checkmark	\checkmark	\checkmark	\checkmark	\checkmark	1.27	5.17	22.03	0.25	3.26	16.34	75.95	51.13	62.52
	\checkmark	\checkmark	\checkmark	\checkmark	\checkmark	\checkmark	2.41	9.35	34.67	0.75	6.19	26.16	82.34	58.79	71.47
	\checkmark	\checkmark	\checkmark	\checkmark	\checkmark	\checkmark	0.62	3.48	18.01	0.15	1.99	13.5	74.76	48.77	58.22
	\checkmark	\checkmark	\checkmark	\checkmark	\checkmark	\checkmark	1.39	7.61	30.91	0.5	3.08	15.87	81.37	52.97	71.1
	\checkmark	\checkmark	\checkmark	—	—	\checkmark	1.29	7.81	31.31	0.37	2.76	14.08	84.51	45.26	67.99

[23] Kishore Papineni, Salim Roukos, Todd Ward, and Wei-Jing Zhu. 2002. BLEU: a Method for Automatic Evaluation of Machine Translation. In *ACL*.

[24] Adam Paszke, Sam Gross, Francisco Massa, Adam Lerer, James Bradbury, Gregory Chanan, Trevor Killeen, Zeming Lin, Natalia Gimelshein, Luca Antiga, Alban Desmaison, Andreas Kopf, Edward Yang, Zachary DeVito, Martin Raison, Alykhan Tejani, Sasank Chilamkurthy, Benoit Steiner, Lu Fang, Junjie Bai, and Soumith Chintala. 2019. PyTorch: An Imperative Style, High-Performance Deep Learning Library. In *NeurIPS*.

[25] Sudipta Paul, Niluthpol Chowdhury Mithun, and Amit K. Roy-Chowdhury. 2020. Text-based Localization of Moments in a Video Corpus. *arXiv preprint arXiv:2008.08716* (2020).

[26] Nils Reimers and Iryna Gurevych. 2019. Sentence-BERT: Sentence Embeddings using Siamese BERT-Networks. In *EMNLP-IJCNLP*.

[27] Victor Sanh, Lysandre Debut, Julien Chaumond, and Thomas Wolf. 2019. DistilBERT, a distilled version of BERT: smaller, faster, cheaper and lighter. In *NeurIPS Workshop*.

[28] Gunnar A Sigurdsson, Gül Varol, Xiaolong Wang, Ali Farhadi, Ivan Laptev, and Abhinav Gupta. 2016. Hollywood in Homes: Crowdsourcing Data Collection for Activity Understanding. In *ECCV*.

[29] Ashish Vaswani, Noam Shazeer, Niki Parmar, Jakob Uszkoreit, Llion Jones, Aidan N Gomez, Łukasz Kaiser, and Illia Polosukhin. 2017. Attention is All You Need. In *NeurIPS*.

[30] Peter Young, Alice Lai, Micah Hodosh, and Julia Hockenmaier. 2014. From image descriptions to visual denotations: New similarity metrics for semantic inference over event descriptions. *Transactions of the Association for Computational Linguistics* 2 (2014), 67–78.

[31] Youngjae Yu, Jongseok Kim, and Gunhee Kim. 2018. A Joint Sequence Fusion Model for Video Question Answering and Retrieval. In *ECCV*.

[32] Bowen Zhang, Hexiang Hu, Vihan Jain, Eugene Ie, and Fei Sha. 2020. Learning to Represent Image and Text with Denotation Graph. In *EMNLP*.

[33] Bowen Zhang, Hexiang Hu, Joonseok Lee, Ming Zhao, Sheide Chammas, Vihan Jain, Eugene Ie, and Fei Sha. 2020. A Hierarchical Multi-Modal Encoder for Moment Localization in Video Corpus. *arXiv preprint arXiv:2011.09046* (2020).

[34] Da Zhang, Xiyang Dai, Xin Wang, Yuan-Fang Wang, and Larry S Davis. 2019. MAN: Moment Alignment Network for Natural Language Moment Retrieval via Iterative Graph Adjustment. In *CVPR*.




Figure 6: Example of the qualitative results on DiDeMo (test) under $\Phi_{vp}, \theta = 0.5$. The partly relevant ones include either “climb” or “kitty” in the query “kitty first starts to climb”.

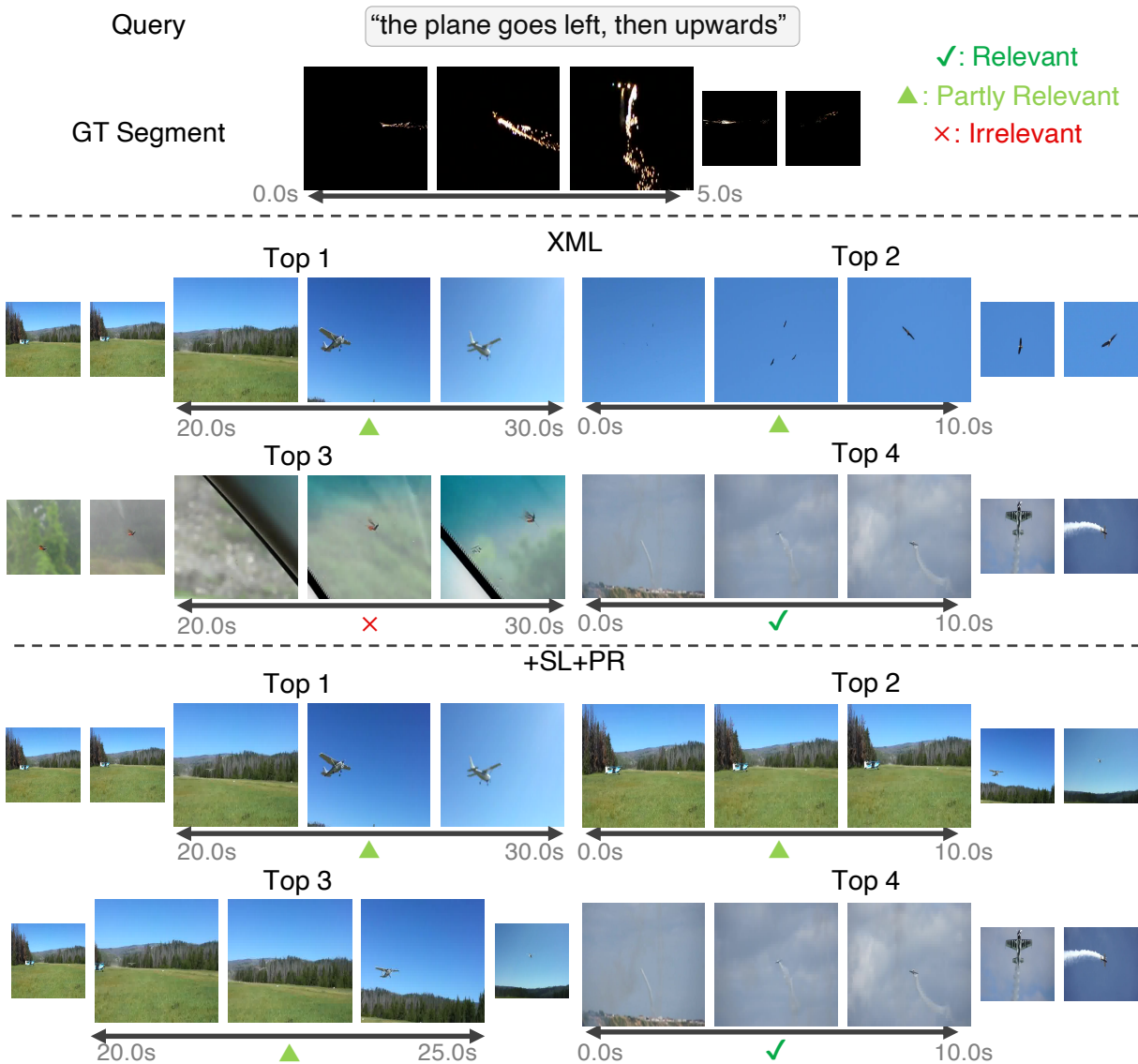


Figure 7: Example of the qualitative results on DiDeMo (test) under $\Phi_{vp}, \theta = 0.5$. The partly relevant ones include the scene of “plane” flying, whereas the relevant ones include “goes left, then upwards” as well.



Figure 8: Example of the qualitative results on Charades-STA (test) under Φ_{np-vp} , $\theta = 0.7$. The relevant ones certainly include "person flipped the light switch near the door", whereas the partly relevant ones include the scene of light turning on/off even though it is uncertain if the "person flipped the light switch" for sure.



Figure 9: Example of the qualitative results on Charades-STA (test) under Φ_{np-vp} , $\theta = 0.7$. The partly relevant ones include “person sits” regardless of where they sit, whereas in the relevant ones “person sits in a chair”.



Figure 10: Example of the qualitative results on Charades-STA (test) under Φ_{np-vp} , $\theta = 0.7$. The partly relevant ones include "sofa", whereas the relevant ones include "a person awakens in their sofa".