

# Binary Matrix Factorisation and Completion via Integer Programming

Oktaý Günlük<sup>a</sup>, Raphael Hauser<sup>b,c</sup>, Réka Á. Kovács<sup>b,c,\*</sup>

<sup>a</sup>*Cornell University*

<sup>b</sup>*University of Oxford*

<sup>c</sup>*The Alan Turing Institute*

---

## Abstract

Binary matrix factorisation is an essential tool for identifying discrete patterns in binary data. In this paper we consider the rank- $k$  binary matrix factorisation problem ( $k$ -BMF) under Boolean arithmetic: we are given an  $n \times m$  binary matrix  $X$  with possibly missing entries and need to find two binary matrices  $A$  and  $B$  of dimension  $n \times k$  and  $k \times m$  respectively, which minimise the distance between  $X$  and the Boolean product of  $A$  and  $B$  in the squared Frobenius distance. We present a compact and two exponential size integer programs (IPs) for  $k$ -BMF and show that the compact IP has a weak LP relaxation, while the exponential size LPs have a stronger equivalent LP relaxation. We introduce a new objective function, which differs from the traditional squared Frobenius objective in attributing a weight to zero entries of the input matrix that is proportional to the number of times the zero is erroneously covered in a rank- $k$  factorisation. For one of the exponential size IPs we describe a computational approach based on column generation. Experimental results on synthetic and real word datasets suggest that our integer programming approach is competitive against available methods for  $k$ -BMF and provides accurate low-error factorisations.

*Keywords:* binary matrix factorisation, binary matrix completion, column generation, integer programming

---

## 1. Introduction

For a given binary matrix  $X \in \{0, 1\}^{n \times m}$  and a fixed positive integer  $k$ , the rank- $k$  binary matrix factorisation problem ( $k$ -BMF) is concerned with finding two matrices  $A \in \{0, 1\}^{n \times k}$ ,  $B \in \{0, 1\}^{k \times m}$  such that the product of  $A$  and  $B$  is a binary matrix closest to  $X$  in the squared Frobenius norm. One can define different variants of this problem depending on the underlying arithmetic used when computing the product of the matrices. In this paper we focus on solving  $k$ -BMF under Boolean arithmetic where the product of the binary matrices  $A$  and  $B$  is computed by (i) interpreting 0s as false and 1s as true, and (ii) using logical disjunction ( $\vee$ ) in place of addition and logical conjunction ( $\wedge$ ) in place of multiplication. Observe

---

\*Corresponding author

Email address: reka.kovacs@maths.ox.ac.uk (Réka Á. Kovács)

that Boolean multiplication ( $\wedge$ ) coincides with standard multiplication on binary input, hence we adopt the notation  $a b$  in place of  $a \wedge b$  in the rest of the paper. We therefore compute the product of  $A$  and  $B$  as:

$$Z = A \circ B \iff z_{ij} = \bigvee_{\ell} (a_{i\ell} b_{\ell j}).$$

Note that Boolean matrix multiplication can be equivalently written as  $z_{ij} = \min\{1, \sum_{\ell} a_{i\ell} b_{\ell j}\}$  using standard arithmetic summation. The problem then becomes computing matrices  $A$  and  $B$  whose Boolean product  $Z$  best approximates the input matrix  $X$ .

Our motivation for this study comes from data science applications where rows of the matrix  $X$  correspond to data points and the columns correspond to features. In these applications low-rank matrix approximation is an essential tool for dimensionality reduction which helps understand the data better by exposing hidden features. Many practical datasets contain categorical features which can be represented by a binary data matrix using unary encoding. For example, consider a data matrix  $X$  below (inspired by [1]), where rows correspond to patients and columns to symptoms,  $x_{ij} = 1$  indicating patient  $i$  presents symptom  $j$ :

$$X = \begin{bmatrix} 1 & 1 & 0 \\ 1 & 1 & 1 \\ 0 & 1 & 1 \end{bmatrix} \quad X = A \circ B = \begin{bmatrix} 1 & 0 \\ 1 & 1 \\ 0 & 1 \end{bmatrix} \circ \begin{bmatrix} 1 & 1 & 0 \\ 0 & 1 & 1 \end{bmatrix}. \quad (1)$$

In this example matrix  $A \circ B$  describes  $X$  exactly using 2 derived features where the rows of  $B$  specify how the original features relate to the 2 derived features, and the rows of  $A$  give the derived features of each patient. In other words, factor matrix  $B$  reveals that there are 2 underlying diseases that cause the observed symptoms: Disease  $\alpha$  is causing symptoms 1 and 2, and disease  $\beta$  is causing symptoms 2 and 3. Matrix  $A$  reveals that patient 1 has disease  $\alpha$ , patient 3 has  $\beta$  and patient 2 has both.

We note that it is also possible to use classical methods such as singular value decomposition (SVD) [2] or non-negative matrix factorisation (NMF) [3] to obtain low-rank approximations of  $X$  but the resulting factor matrices or their product would typically not be binary unlike BMF [4]. To demonstrate this we next give the SVD and NMF approximations of the matrix  $X$  in (1), respectively:

$$X \approx \begin{bmatrix} 1.21 & 0.71 \\ 1.21 & 0.00 \\ 1.21 & -0.71 \end{bmatrix} \begin{bmatrix} 0.00 & 0.71 & 0.50 \\ 0.71 & 0.00 & -0.71 \end{bmatrix}, \quad X \approx \begin{bmatrix} 1.36 & 0.09 \\ 1.05 & 1.02 \\ 0.13 & 1.34 \end{bmatrix} \begin{bmatrix} 0.80 & 0.58 & 0.01 \\ 0.00 & 0.57 & 0.81 \end{bmatrix}. \quad (2)$$

Note that neither of these rank-2 approximations provide a clear interpretation. The rank-2 NMF of  $X$  suggests that symptom 2 presents with lower intensity in both  $\alpha$  and  $\beta$ , an erroneous conclusion (caused by patient 2) that could not have been learned from data  $X$  which is of “on/off” type.

We note that in addition to healthcare applications, BMF-derived features of data have also been shown

to be interpretable in biclustering gene expression datasets [5], role based access control [6, 7] and market basket data clustering [8].

### 1.1. Complexity and related work

The Boolean rank [9, 10] of a binary matrix  $X$  is defined to be the smallest integer  $r$  for which there exist binary matrices  $A$  and  $B$  such that  $X = A \circ B$ . In an equivalent definition, the Boolean rank of  $X$  is the minimum value of  $r$  for which it is possible to factor  $X$  into a Boolean combination of  $r$  rank-1 binary matrices

$$X = \bigvee_{\ell=1}^r \mathbf{a}_\ell \mathbf{b}_\ell^\top$$

for  $\mathbf{a}_\ell \in \{0,1\}^n, \mathbf{b}_\ell \in \{0,1\}^m$ . Occasionally, the Boolean rank is also referred to as the rectangle cover number, and rank-1 binary matrices  $\mathbf{a}_\ell \mathbf{b}_\ell^\top$  are called rectangle matrices or simply rectangles [11].

Interpreting  $X$  as the node-node incidence matrix of a bipartite graph  $G$  with  $n$  vertices on the left and  $m$  vertices on the right, the problem of computing the Boolean rank of  $X$  is in one-to-one correspondence with finding a minimum edge covering of  $G$  by complete bipartite subgraphs (bicliques)[9]. Since the biclique cover problem is NP-hard [12, Theorem 8.1],[13, Problem GT18],[14] and hard to approximate [15, 16], computing the Boolean rank is hard as well. Finding an optimal  $k$ -BMF of  $X$  under Boolean arithmetic has a graphic interpretation of minimizing the number of errors in an approximate covering of  $G$  by  $k$  bicliques which are allowed to overlap. In the rank-1 case the Boolean arithmetic coincides with standard arithmetic and 1-BMF can be interpreted as computing a maximum weight biclique on  $K_{n,m}$  whose edges that are in  $G$  have weight 1 and others weight  $-1$ . The maximum edge biclique problem with edge weights in  $\{-1, 1\}$  is NP-hard [17], hence even the computation of a rank-1 BMF is computationally challenging.

Due to the hardness results, the majority of methods developed for BMF rely on heuristics. The earliest heuristic for BMF, Proximus [18], [19], computes BMF under standard arithmetic using a recursive partitioning idea and computing 1-BMF at each step. Since Proximus, much research has focused on computing efficient and accurate methods for 1-BMF. [20] proposes an integer program (IP) for 1-BMF and several relaxations of it, one of which leads to a 2-approximation, while [21] provides a rounding based 2-approximation. In [22] an extension of the Proximus framework is explored which uses the formulations from [20] to compute 1-BMF at each step.  $k$ -BMF under Boolean arithmetic is explicitly introduced in [4] [1], along with a heuristic called ASSO, which is based on an association rule-mining approach. ASSO is further improved in [23] into an alternating iterative heuristics. Another approach based on an alternating style heuristic is explored in [5] to solve a non-linear unconstrained formulation of  $k$ -BMF with penalty terms in the objective for non-binary entries.

In [6, 7] a series of integer programs for  $k$ -BMF and exact BMF are introduced. These integer programs have exponentially many variables and constraints and require an explicit enumeration of the  $2^m$  possible

binary row vectors for factor matrix  $B$ . To tackle the exponential explosion of rows considered, a heuristic row generation using association rule mining and subset enumeration is developed. An exact linear IP for  $k$ -BMF with polynomially many variables and constraints is presented in our previous work [24]. This model uses McCormick envelopes [25] to linearize the quadratic terms coming from the matrix product. We note that both of these integer programs for  $k$ -BMF, as well as any other element-wise models can be naturally applied in the context of rank- $k$  binary matrix completion by simply setting the objective coefficients corresponding to missing entries to 0.

### 1.2. Our contribution

In this paper, we present a comprehensive study on integer programming methods for  $k$ -BMF. We examine three integer programs in detail: our compact formulation introduced in [24], the exponential formulation of [6] and a new exponential formulation which we introduced in a preliminary version of this paper in [26]. We prove several results about the strength of LP-relaxations of the three formulations and their relative comparison. In addition, we show that the new exponential formulation overcomes several limitations of earlier approaches. In particular, it does not suffer from permutation symmetry and it does not rely on heuristically guided pattern mining. Moreover, it has a stronger LP relaxation than that of [24]. On the other hand, our new formulation has an exponential number of variables which we tackle using a column generation approach that effectively searches over this exponential space without explicit enumeration, unlike the complete enumeration used for the exponential size model of [6]. In addition, we introduce a new objective function for  $k$ -BMF under which the problem becomes computationally easier and we explore the relationship between this new objective function and the original squared Frobenius distance. Finally, we demonstrate that our proposed solution method is able to prove optimality for smaller datasets, while for larger datasets it provides solutions with better accuracy than the state-of-the-art heuristic methods. In addition, the entry-wise modelling of  $k$ -BMF in our formulations naturally extends to handle matrices with missing entries and perform binary matrix completion, we illustrate this way of application experimentally.

The rest of this paper is organised as follows. In Section 2 we detail the three IP formulations for  $k$ -BMF and prove several results about their LP-relaxations. In Section 3, we introduce a new objective function and explore its relation to the original squared Frobenius objective. In Section 4 we detail a framework based on the large scale optimisation technique of column generation for the solution of our exponential formulation and discuss heuristics for the arising pricing problems, as well as a fast primal heuristic for  $k$ -BMF. Finally, in Section 5 we demonstrate the practical applicability of our approach on several artificial and real world datasets.

## 2. Formulations

Given a binary matrix  $X \in \{0, 1\}^{n \times m}$  and a fixed positive integer  $k \ll \min(n, m)$  we wish to find two binary matrices  $A \in \{0, 1\}^{n \times k}$  and  $B \in \{0, 1\}^{k \times m}$  so that  $\|X - Z\|_F^2$  is minimised, where  $Z$  is the product of  $A$  and  $B$  and  $\|\cdot\|_F$  denotes the Frobenius norm. Let  $E = \{(i, j) : x_{ij} = 1\} \subset [n] \times [m]$  denote the index set of nonzero entries of  $X$  where  $[n] := \{1, \dots, n\}$ . Both  $X$  and  $Z$  being binary matrices, the squared Frobenius and the entry-wise  $\ell_1$  norm coincide and we may expand the objective function to get a linear expression

$$\|X - Z\|_F^2 = \sum_{i=1}^n \sum_{j=1}^m |x_{ij} - z_{ij}| = \sum_{(i,j) \in E} (1 - z_{ij}) + \sum_{(i,j) \notin E} z_{ij}. \quad (3)$$

For an incomplete binary matrix  $X$  with missing entries, the above objective is slightly changed to  $\sum_{(i,j) \in E} (1 - z_{ij}) + \sum_{(i,j) \in \bar{E}} z_{ij}$  where  $\bar{E} = \{(i, j) : x_{ij} = 0\}$ , to emphasise that  $E \cup \bar{E} \neq [n] \times [m]$ , and the factorisation error is only measured over known entries. In the following sections we present three different integer programs for  $k$ -BMF all with the above derived linear objective function.

### 2.1. Compact formulation

We start with a formulation that uses a polynomial number of variables and constraints where we denote the McCormick envelope [25] of  $a, b \in [0, 1]$  by

$$MC(a, b) = \{y \in \mathbb{R} : 0 \leq y, a + b - 1 \leq y, y \leq a, y \leq b\}. \quad (4)$$

Note that if  $a, b \in \{0, 1\}$  then  $MC(a, b)$  only contains the point  $ab \in \{0, 1\}$  corresponding to the product of  $a$  and  $b$ . The following Compact Integer linear Program (CIP) models the entries of matrices  $A, B, Z$  directly via binary variables  $a_{i\ell}$ ,  $b_{\ell j}$  and  $z_{ij}$  respectively (for  $i \in [n], \ell \in [k], j \in [m]$ ) and uses McCormick [25] envelopes to avoid the appearance of quadratic terms that would correspond to the constraints  $y_{i\ell j} = a_{i\ell} b_{\ell j}$ ,

$$(\text{CIP}) \quad \zeta_{\text{CIP}} = \min_{a, b, y, z} \sum_{(i,j) \in E} (1 - z_{ij}) + \sum_{(i,j) \in \bar{E}} z_{ij} \quad (5)$$

$$\text{s.t. } y_{i\ell j} \leq z_{ij} \leq \sum_{\ell=1}^k y_{i\ell j} \quad i \in [n], j \in [m], \ell \in [k], \quad (6)$$

$$y_{i\ell j} \in MC(a_{i\ell}, b_{\ell j}) \quad i \in [n], j \in [m], \ell \in [k], \quad (7)$$

$$a_{i\ell}, b_{\ell j}, z_{ij} \in \{0, 1\} \quad i \in [n], j \in [m], \ell \in [k]. \quad (8)$$

Constraints (6) encode Boolean matrix multiplication, while a simple modification of the model in which constraints (6) are replaced by  $z_{ij} = \sum_{\ell=1}^k y_{i\ell j}$  models  $k$ -BMF under standard arithmetic. The McCormick envelopes in constraints (7) ensure that for  $a_{i\ell}, b_{\ell j} \in \{0, 1\}$ ,  $y_{i\ell j}$  are binary variables taking the value  $a_{i\ell} b_{\ell j}$ . Due to the objective function, constraints (6) and the binary nature of  $y_{i\ell j}$ , the binary constraints on variables  $z_{ij}$  may be relaxed to  $z_{ij} \in [0, 1]$  without altering optimal solutions of the formulation.

The LP relaxation of CIP (CLP) is obtained by replacing constraints (8) by  $a_{i\ell}, b_{\ell,j}, z_{ij} \in [0, 1]$ . For  $k = 1$ , we have  $z_{ij} = y_{i1j}$  and the feasible region of CIP is the Boolean Quadric Polytope (BQP) over a bipartite graph [27]. The LP relaxation of BQP has half-integral vertices [27], which implies that CLP for  $k = 1$  has half-integral vertices as well. One can show that in this case, a simple rounding in which fractional values of CLP are rounded down to 0 gives a 2-approximation to 1-BMF [21]. This however, does not apply for  $k > 1$ . We next show that CLP for  $k > 1$  has an objective function value 0.

**Proposition 1.** *Given a binary matrix  $X \in \{0, 1\}^{n \times m}$ , CLP has optimal objective value 0 for  $k > 1$ . Moreover, for  $k > 2$  CLP has at least  $k|E| + 1$  vertices with objective value 0.*

*Proof.* For each  $(i, j) \in E$  let  $L_{(i,j)} \subseteq [k]$  such that  $|L_{(i,j)}| \geq 2$  and consider the point

$$\begin{aligned} a_{i\ell} &= \frac{1}{2} & i \in [n], \ell \in [k], & & b_{\ell j} &= \frac{1}{2} & \ell \in [k], j \in [m], \\ y_{i\ell j} &= \begin{cases} \frac{1}{2} & (i, j) \in E, \ell \in L_{(i,j)} \\ 0 & \text{otherwise,} \end{cases} & & & z_{ij} &= \begin{cases} 1 & (i, j) \in E, \\ 0 & \text{otherwise.} \end{cases} \end{aligned}$$

For all  $(i, j) \in [n] \times [m]$  and  $\ell \in [k]$ , setting  $a_{i\ell} = b_{\ell j} = \frac{1}{2}$  implies that  $y_{i\ell j} \in MC(\frac{1}{2}, \frac{1}{2}) = [0, \frac{1}{2}]$  and  $\sum_{\ell=1}^k y_{i\ell j} \geq 1$  holds for all  $(i, j) \in E$ , hence this point gives a feasible solution to CLP with objective value 0. For  $k = 2$ , we can only set  $L_{(i,j)} = [2]$  for all  $(i, j) \in E$ , hence the above construction leads to a single unique point. For  $k > 2$  however, as the choice of  $L_{(i,j)}$ 's is arbitrary, there are many feasible points with objective value 0 of this form. As each of these points can differ at only  $k|E|$  entries corresponding to entries  $y_{i\ell j}$  for  $(i, j) \in E, \ell \in [k]$ , there are at most  $k|E| + 1$  affinely independent points among them. Next we present  $k|E| + 1$  affinely independent points of this form. Since the objective value is 0 at these points, they must lie on a face of dimension at least  $k|E|$  and this face must have at least  $k|E| + 1$  vertices of CLP with objective value 0. For each  $(i, j)^* \in E$  and  $\ell^* \in [k]$ , letting  $L_{(i,j)} = [k]$  for all  $(i, j) \in E \setminus \{(i, j)^*\}$  and  $L_{(i,j)^*} = [k] \setminus \{\ell^*\}$  provides  $k|E|$  different points of the above form. Each such point has exactly one entry  $y_{i,\ell,j}$  along the indices  $(i, j) \in E, \ell \in [k]$  which is zero. Hence the matrix whose columns correspond to these  $k|E|$  points has a square submatrix of the form  $\frac{1}{2}(J_{k|E|} - I_{k|E|})$  corresponding to entries  $y_{i\ell j}$  for  $(i, j) \in E, \ell \in [k]$ , where  $J_t$  is the all ones matrix of size  $t \times t$  and  $I_t$  is the identity matrix of size  $t$ . Since matrix  $J_t - I_t$  is nonsingular, the  $k|E|$  points are linearly independent. In addition, letting  $L_{(i,j)} = [k]$  for all  $(i, j) \in E$  gives an additional point for which  $y_{i\ell j} = \frac{1}{2}$  for all  $(i, j) \in E, \ell \in [k]$ , hence the corresponding part of this point is  $\frac{1}{2}\mathbf{1}$ . Now subtracting  $\frac{1}{2}\mathbf{1}$  from the columns of  $\frac{1}{2}(J_{k|E|} - I_{k|E|})$ , we get the nonsingular matrix  $-\frac{1}{2}I_{k|E|}$ , hence the  $k|E| + 1$  above constructed points are affinely independent.  $\square$

The above result suggests that unless the factorisation error is 0 i.e. the input matrix is of Boolean rank less than or equal to  $k$ , before improving the LP bound of CIP many fractional vertices need to be cut off. Furthermore, for  $k > 1$ , any feasible  $k$ -BMF  $A \circ B$  and a permutation matrix  $P \in \{0, 1\}^{k \times k}$  provide another

feasible solution  $AP \circ P^\top B$  with the same objective value. Hence, CIP is highly symmetric for  $k > 1$ . These properties of CIP make it unlikely to be solved to optimality for  $k > 1$  in a reasonable amount of time for a large matrix  $X$ , though some symmetries may be broken by enforcing lexicographic ordering of rows of  $B$ . For small matrices however, CIP constitutes the first approach to get optimal solutions to  $k$ -BMF.

## 2.2. Exponential formulation I.

Any  $n \times m$  Boolean rank- $k$  matrix can be equivalently written as the Boolean combination of  $k$  rank-1 binary matrices  $\bigvee_{\ell=1}^k \mathbf{a}_\ell \mathbf{b}_\ell^\top$  for some  $\mathbf{a}_\ell \in \{0, 1\}^n, \mathbf{b}_\ell \in \{0, 1\}^m$ . This suggest to directly look for  $k$  rank-1 binary matrices instead of introducing variables for all entries of factor matrices  $A$  and  $B$ . The second integer program we detail for  $k$ -BMF relies on this approach by considering an implicit enumeration of rank-1 binary matrices. Let  $\mathcal{R}$  denote the set of all rank-1 binary matrices of dimension  $n \times m$  and let  $\mathcal{R}_{(i,j)}$  denote the subset of rank-1 matrices of  $\mathcal{R}$  which have the  $(i, j)$ -th entry equal to 1,

$$\mathcal{R} := \{\mathbf{a}\mathbf{b}^\top : \mathbf{a} \in \{0, 1\}^n, \mathbf{b} \in \{0, 1\}^m, \mathbf{a}, \mathbf{b} \neq \mathbf{0}\} \subset \{0, 1\}^{n \times m}, \quad (9)$$

$$\mathcal{R}_{(i,j)} := \{\mathbf{a}\mathbf{b}^\top \in \mathcal{R} : a_i = b_j = 1\} \subset \mathcal{R} \quad i \in [n], j \in [m]. \quad (10)$$

Introducing a binary variable  $q_r$  for each rank-1 matrix  $r$  in  $\mathcal{R}$  and variables  $z_{ij}$  corresponding to the known entries of the  $X$ , we obtain the following *master* integer program,

$$(\text{MIP}_F) \quad \zeta_{\text{MIP}} = \min_{z, q} \sum_{(i,j) \in E} (1 - z_{ij}) + \sum_{(i,j) \in \bar{E}} z_{ij} \quad (11)$$

$$\text{s.t. } z_{ij} \leq \sum_{r \in \mathcal{R}_{(i,j)}} q_r \quad (i, j) \in E \quad (12)$$

$$\sum_{r \in \mathcal{R}_{(i,j)}} q_r \leq k z_{ij} \quad (i, j) \in \bar{E} \quad (13)$$

$$\sum_{r \in \mathcal{R}} q_r \leq k \quad (14)$$

$$z_{ij}, q_r \in \{0, 1\} \quad (i, j) \in E \cup \bar{E}, r \in \mathcal{R} \quad (15)$$

The objective, as before, measures the factorisation error in squared Frobenius norm, and subscript F in  $\text{MIP}_F$  stands for Frobenius. Constraints (12) and (13) enforce Boolean matrix multiplication:  $z_{ij}$  takes value 1 if there is at least one active rank-1 binary matrix that covers entry  $(i, j)$ , otherwise it takes value 0. Notice, that due to the difference in sign of objective coefficients for variables  $z_{ij}$  with  $(i, j) \in E$  and  $(i, j) \in \bar{E}$  it is enough to declare constraints (12) and (13) for indices  $(i, j) \in E$  and  $(i, j) \in \bar{E}$  respectively. Constraint (14) ensures that at most  $k$  rank-1 binary matrices are active and hence we get a rank- $k$  factorisation of  $X$ . Observe that constraints (12) together with  $q_r$  being binary imply that  $z_{ij}$  automatically takes binary values for  $(i, j) \in E$ , and due to the objective function it always takes the value at its upper bound, hence  $z_{ij} \in \{0, 1\}$  may be replaced by  $z_{ij} \leq 1$  for all  $(i, j) \in E$  without altering the optimum. In contrast,  $z_{ij}$  for

$(i, j) \in \bar{E}$  need to be explicitly declared binary as otherwise, if there are some active rank-1 matrices ( $q_r > 0$ ) which cover a zero of  $X$  ( $r \in \mathcal{R}_{(i,j)}$ ,  $(i, j) \in \bar{E}$ ) then variable  $z_{ij}$  corresponding to that zero takes the possibly fractional value  $\frac{1}{k} \sum_{r \in \mathcal{R}_{(i,j)}} q_r$ . One can also consider a *strong formulation* of  $\text{MIP}_F$  with exponentially many constraints, in which constraints (13) are replaced by  $q_r \leq z_{ij}$  for all  $r \in \mathcal{R}_{(i,j)}$  and  $(i, j) \in \bar{E}$ .

The LP relaxation of  $\text{MIP}_F$  ( $\text{MLP}_F$ ) is obtained by replacing the integrality constraints by  $z_{ij}, q_r \in [0, 1]$ . Unlike CLP, the optimal value of  $\text{MLP}_F$  ( $\zeta_{\text{MLP}}$ ) is not always zero. By comparing the rank of the factorisation,  $k$  to the *isolation number* of the input matrix  $X$  we can deduce when  $\text{MLP}_F$  will take non-zero objective value. We next give an extension of the definition of isolation number for binary matrices presented in [9, Section 2.3].

**Definition 2.** Let  $X$  be a binary matrix with possibly missing entries. A set  $S \subseteq E = \{(i, j) : x_{ij} = 1\}$  is said to be an isolated set of ones if whenever  $(i_1, j_1), (i_2, j_2)$  are two distinct members of  $S$  then (a)  $i_1 \neq i_2$ ,  $j_1 \neq j_2$  and (b)  $(i_1, j_2) \in \bar{E}$  or  $(i_2, j_1) \in \bar{E}$  or both. The size of the largest cardinality isolated set of ones in  $X$  is denoted by  $i(X)$  and is called the isolation number of  $X$ .

From the definition it follows that members of an isolated set of ones cannot be covered by a common rank-1 submatrix, and hence the isolation number provides a lower bound on the Boolean rank. The following result shows that  $\text{MLP}_F$  must have non-zero objective value whenever  $k$ , the rank of the factorisation, is chosen so that it is strictly smaller than the isolation number.

**Proposition 3.** Let  $X$  have isolation number  $i(X) > k$ , then  $\zeta_{\text{MLP}} \geq \frac{1}{k} (i(X) - k)$ .

*Proof.* Let  $S$  be an isolated set of ones of  $X$  of cardinality  $i(X)$ . We will establish a feasible solution to the dual of  $\text{MLP}_F$  ( $\text{MDP}_F$ ) with objective value  $\frac{1}{k} (i(X) - k)$  implying the result.

Let  $\xi_{ij} = 1 - z_{ij}$  for  $(i, j) \in E$  for the ease of avoiding the constant term in the objective function of  $\text{MLP}_F$ . Then the bound constraints of  $\text{MLP}_F$  can be written as  $\xi_{ij} \geq 0$  for  $(i, j) \in E$ ,  $z_{ij} \geq 0$  for  $(i, j) \in \bar{E}$  and  $q_r \geq 0$ ,  $r \in \mathcal{R}$  as the objective function is minimising both  $\xi_{ij}$  and  $z_{ij}$  and we have the cardinality constraints on  $q_r$ . Associating dual variables  $p_{ij} \geq 0$  ( $(i, j) \in E$ ) with constraints  $\sum_{r \in \mathcal{R}_{i,j}} q_r + \xi_{ij} \geq 1$ ,  $s_{ij} \geq 0$  ( $(i, j) \in \bar{E}$ ) with constraints (13) and  $\mu \geq 0$  with constraint (14), the Master Dual Program ( $\text{MDP}_F$ ) of  $\text{MLP}_F$  is

$$(\text{MDP}_F) \quad \zeta_{\text{MDP}} = \max \sum_{(i,j) \in E} p_{ij} - k \mu \quad (16)$$

$$\text{s.t.} \quad \sum_{(i,j) \in E \cap \text{supp}(R)} p_{ij} - \sum_{(i,j) \in \bar{E} \cap \text{supp}(R)} s_{ij} \leq \mu \quad R \in \mathcal{R} \quad (17)$$

$$0 \leq p_{ij} \leq 1 \quad (i, j) \in E \quad (18)$$

$$0 \leq s_{ij} \leq \frac{1}{k} \quad (i, j) \in \bar{E} \quad (19)$$

$$0 \leq \mu, \quad (20)$$



where  $\text{supp}(R) = \{(i, j) : r_{ij} = 1\}$ .

Let  $s_{ij} = \frac{1}{k}$  for  $(i, j) \in \overline{E}$  and let  $p_{ij} = \frac{1}{k}$  for  $(i, j) \in S$  and  $p_{ij} = 0$  for all other  $(i, j) \in E$ . The bound constraints on  $p_{ij}$  and  $s_{ij}$  are satisfied then. It remains to choose  $\mu \geq 0$  such that we satisfy constraint (17) for all rank-1 binary matrices  $R \in \mathcal{R}$ . Let  $R \in \mathcal{R}$  be a submatrix of  $X$ , so we have  $|\overline{E} \cap \text{supp}(R)| = 0$ . Then by the definition of isolated sets of ones,  $R$  can contain at most one element from  $S$  and hence we have  $|\text{supp}(R) \cap S| \leq 1$ . This tells us that for any  $\mu \geq \frac{1}{k}$ , constraint (17) is satisfied for all  $R \in \mathcal{R}$  that is a submatrix of  $X$ . Now let  $R \in \mathcal{R}$  be a rank-1 binary matrix which covers at least one zero entry of  $X$ .  $R$  may contain more than one element from  $S$  as  $R \not\leq X$ . However, if it contains more than one element from  $S$  then it must also contain at least  $\binom{|\text{supp}(R) \cap S|}{2}$ -many zeros as for any two distinct elements  $(i_1, j_1), (i_2, j_2)$  in  $S$  we have  $(i_1, j_2) \in \overline{E}$  or  $(i_2, j_1) \in \overline{E}$  by the definition of isolated set of ones. Hence, for all  $R \in \mathcal{R}$  such that  $R \not\leq X$ , constraint (17) satisfies

$$\frac{1}{k} |S \cap \text{supp}(R)| - \frac{1}{k} \cdot |\overline{E} \cap \text{supp}(R)| \leq \frac{1}{k} |S \cap \text{supp}(R)| - \frac{1}{k} \binom{|S \cap \text{supp}(R)|}{2} \leq \frac{1}{k} \quad (21)$$

Thus we can set  $\mu = \frac{1}{k}$  to get the objective value  $\frac{1}{k} (i(X) - k) \leq \zeta_{MDP} = \zeta_{MLP}$ , which provides a non-zero bound on  $\text{MLP}_F$  for all  $k < i(X)$ .  $\square$

The following example shows that we cannot strengthen Proposition 3 by replacing the condition  $k < i(X)$  with the requirement that  $k$  has to be strictly smaller than the Boolean rank of  $X$ .

**Example 4.** Let  $X = J_4 - I_4$ , where  $J_4$  is the  $4 \times 4$  matrix of all 1s and  $I_4$  is the  $4 \times 4$  identity matrix. One can verify that the Boolean rank of  $X$  is 4 and its isolation number is 3. For  $k = 3$ , the optimal objective value of  $\text{MLP}_F$  is 0 which is attained by a fractional solution in which the following 6 rank-1 binary matrices are active with weight  $\frac{1}{2}$ .

$$\begin{array}{cccccc} q_1 = \frac{1}{2} & q_2 = \frac{1}{2} & q_3 = \frac{1}{2} & q_4 = \frac{1}{2} & q_5 = \frac{1}{2} & q_6 = \frac{1}{2} \\ \begin{bmatrix} 0 & 0 & 0 & 0 \\ 1 & 0 & 1 & 0 \\ 0 & 0 & 0 & 0 \\ 1 & 0 & 1 & 0 \end{bmatrix} & \begin{bmatrix} 0 & 1 & 1 & 0 \\ 0 & 0 & 0 & 0 \\ 0 & 0 & 0 & 0 \\ 0 & 1 & 1 & 0 \end{bmatrix} & \begin{bmatrix} 0 & 1 & 0 & 1 \\ 0 & 0 & 0 & 0 \\ 0 & 1 & 0 & 1 \\ 0 & 0 & 0 & 0 \end{bmatrix} & \begin{bmatrix} 0 & 0 & 0 & 0 \\ 1 & 0 & 0 & 1 \\ 1 & 0 & 0 & 1 \\ 0 & 0 & 0 & 0 \end{bmatrix} & \begin{bmatrix} 0 & 0 & 1 & 1 \\ 0 & 0 & 1 & 1 \\ 0 & 0 & 0 & 0 \\ 0 & 0 & 0 & 0 \end{bmatrix} & \begin{bmatrix} 0 & 0 & 0 & 0 \\ 0 & 0 & 0 & 0 \\ 1 & 1 & 0 & 0 \\ 1 & 1 & 0 & 0 \end{bmatrix} \end{array}$$

### 2.3. Exponential formulation II.

For  $t \in [2^m - 1]$  let  $\beta_t \in \{0, 1\}^m$  be the vector denoting the binary encoding of  $t$  and note that these vectors give a complete enumeration of all non-zero binary vectors of size  $m$ . Let  $\beta_{tj}$  denote the  $j$ -th entry of  $\beta_t$ . In [6], the authors present the following Exponential size Integer Program (EIP) formulation using a

separate indicator variable  $d_t$  for each one of these exponentially many binary vectors  $\beta_t$ .

$$(EIP) \quad \zeta_{EIP} = \min_{\alpha, z, d} \sum_{(i,j) \in E} (1 - z_{ij}) + \sum_{(i,j) \in \bar{E}} z_{ij} \quad (22)$$

$$\text{s.t. } z_{ij} \leq \sum_{t=1}^{2^m-1} \alpha_{it} \beta_{tj} \quad (i, j) \in E, \quad (23)$$

$$\sum_{t=1}^{2^m-1} \alpha_{it} \beta_{tj} \leq k z_{ij} \quad (i, j) \in \bar{E}, \quad (24)$$

$$\sum_{t=1}^{2^m-1} d_t \leq k \quad (25)$$

$$\alpha_{it} \leq d_t \quad i \in [n], t \in [2^m - 1], \quad (26)$$

$$z_{ij}, d_t, \alpha_{it} \in \{0, 1\} \quad (i, j) \in E \cup \bar{E}, t \in [2^m - 1]. \quad (27)$$

The above formulation has an exponential number of variables and constraints but it is a linear integer program as  $\beta_{tj}$  are input parameters to the model. Let ELP be the LP relaxation of EIP. Observe that due to the objective function the bound constraints in ELP may be simplified to  $z_{ij}, \alpha_{it}, d_t \geq 0$  for all  $i, j, t$  and  $z_{ij} \leq 1$  for  $(i, j) \in E$  without changing the optimum. To solve EIP or ELP explicitly, one needs to enumerate all binary vectors  $\beta_t$ , which is possible only up to a very limited size. To the best of our knowledge, no method is available that avoids explicit enumeration and can guarantee the optimal solution of EIP. Previous attempts at computing a  $k$ -BMF via EIP all relied on working with only a small heuristically chosen subset of vectors  $\beta_t$  [6, 7]. However, if there was an efficient method to solve ELP, the following result shows it to be as strong as the LP relaxation of  $MIP_F$ .

**Proposition 5.** *The optimal objective values of ELP and  $MLP_F$  are equal.*

*Proof.* Note that due to constraints (12) and (13) in  $MLP_F$  and constraints (23) and (24) in ELP, it suffices to show that for any feasible solution  $\alpha_{it}, d_t$  of ELP one can build a feasible solution  $q_r$  of  $MLP_F$  for which  $\sum_{t=1}^{2^m-1} \alpha_{it} \beta_{tj} = \sum_{r \in \mathcal{R}(i,j)} q_r$ , and vice-versa.

First consider a feasible solution  $\alpha_t \in \mathbb{R}^n$ ,  $d_t \in \mathbb{R}$  (for  $t \in [2^m - 1]$ ) to ELP and note that by constraint (26) we have  $0 \leq \alpha_{it} \leq d_t$  for all  $i \in [n]$  and  $t \in [2^m - 1]$ . We can therefore express each  $\alpha_t$  as a convex combination of binary vectors in  $\{0, 1\}^n$  scaled by  $d_t$ ,

$$\alpha_t = d_t \sum_{s=1}^{2^n-1} \lambda_{s,t} \mathbf{a}_s \quad \mathbf{a}_s \in \{0, 1\}^n \setminus \{0\}, \quad \sum_{s=1}^{2^n-1} \lambda_{s,t} \leq 1, \quad \lambda_{s,t} \geq 0, \quad s \in [2^n - 1] \quad (28)$$

where  $\mathbf{a}_s$  denotes the binary encoding of  $s \in \mathbb{Z}$ . Note that we do not require  $\lambda_{s,t}$ 's to add up to 1 as we exclude the zero vector. We can therefore rewrite the solution of ELP as follows

$$\sum_{t=1}^{2^m-1} \alpha_t \beta_t^\top = \sum_{t=1}^{2^m-1} \sum_{s=1}^{2^n-1} d_t \lambda_{s,t} \mathbf{a}_s \beta_t^\top = \sum_{t=1}^{2^m-1} \sum_{s=1}^{2^n-1} q_{s,t} \mathbf{a}_s \beta_t^\top \quad \text{where } q_{s,t} := d_t \lambda_{s,t}. \quad (29)$$

Now it is easy to see that  $\mathbf{a}_s \mathbf{\beta}_t^\top \in \mathcal{R}$  and since  $\sum_{t=1}^{2^m-1} d_t \leq k$  holds in any feasible solution to ELP, we get  $\sum_{s=1}^{2^n-1} \sum_{t=1}^{2^m-1} q_{s,t} \leq k$ , which shows that  $q_{s,t}$  is feasible for  $\text{MLP}_F$ .

The construction works backwards as well, as any feasible solution to  $\text{MLP}_F$  can be written as  $\sum_{s=1}^{2^n-1} \sum_{t=1}^{2^m-1} q_{s,t} \mathbf{a}_s \mathbf{\beta}_t^\top$  for some rank-1 binary matrices  $\mathbf{a}_s \mathbf{\beta}_t^\top \in \mathcal{R}$  and corresponding variables  $q_{s,t} \geq 0$ . Now let  $\alpha_t := \sum_{s=1}^{2^n-1} q_{s,t} \mathbf{a}_s$  and  $d_t := \max_{i \in [n]} \alpha_{it}$  to satisfy  $\alpha_{it} \leq d_t$ . Then since we started from a feasible solution to  $\text{MLP}_F$ , we have  $\sum_{s=1}^{2^n-1} \sum_{t=1}^{2^m-1} q_{s,t} \leq k$  and hence  $\sum_{t=1}^{2^m-1} d_t \leq k$  is satisfied too.  $\square$

### 3. Working under a new objective

In the previous section, we presented formulations for  $k$ -BMF which measured the factorisation error in  $\|\cdot\|_F^2$ , which coincides with the entry-wise  $\ell_1$  norm as showed in Equation (3). In this section, we explore another objective function which introduces an asymmetry between how false negatives and false positives are treated. Whenever a 0 entry is erroneously covered in a  $k$ -BMF, it may be covered by up to  $k$  rank-1 binary matrices. Our new objective function attributes an error term to each 0 entry which is proportional to the number of rank-1 matrices covering that entry. As previously, by denoting  $Z = A \circ B$  a  $k$ -BMF of  $X$ , the new objective function is

$$\zeta(\rho) = \sum_{(i,j) \in E} (1 - z_{ij}) + \rho \sum_{(i,j) \in \bar{E}} \sum_{\ell=1}^k a_{i\ell} b_{\ell j}. \quad (30)$$

Note that the constraints  $a_{i\ell} b_{\ell j} \leq z_{ij} \leq \sum_{\ell=1}^k a_{i\ell} b_{\ell j}$  encoding Boolean matrix multiplication imply that  $\frac{1}{k} \sum_{\ell=1}^k a_{i\ell} b_{\ell j} \leq z_{ij} \leq \sum_{\ell=1}^k a_{i\ell} b_{\ell j}$ . Therefore, denoting the original objective in  $\|\cdot\|_F^2$ -norm by  $\zeta_F$ , for any  $X$  and  $k$ -BMF  $Z$  of  $X$  the following relationship holds between  $\zeta_F$  and  $\zeta(1)$ ,  $\zeta(\frac{1}{k})$ ,

$$\zeta_F \leq \zeta(1) \leq \sum_{(i,j) \in E} (1 - z_{ij}) + \sum_{(i,j) \in \bar{E}} k z_{ij} \leq k \zeta_F \quad \text{and} \quad \frac{1}{k} \zeta_F \leq \zeta\left(\frac{1}{k}\right) \leq \zeta_F. \quad (31)$$

We next show that this new objective function  $\zeta(\rho)$  with  $\rho = 1$  can overestimate the original objective in  $\|\cdot\|_F^2$ -norm by a factor of  $k$ . But first, we need a technical result which shows that whenever the input matrix  $X$  contains repeated rows or columns we may assume that an optimal  $k$ -BMF exists which has the same row-column repetition pattern.

**Lemma 6.** (Preprocessing) *Let  $X$  contain some duplicate rows and columns. Then there exists an optimal  $k$ -BMF of  $X$  under objective  $\zeta_F$  (or  $\zeta(\rho)$ ) whose rows and columns corresponding to identical copies in  $X$  are identical.*

*Proof.* Since the transpose of an optimal  $k$ -BMF is optimal for  $X^\top$ , it suffices to consider the rows of  $X$ . Furthermore, it suffices to consider only one set of repeated rows of  $X$ , so let  $I \subseteq [n]$  be the index set of a set of identical rows of  $X$ . We then need to show that there exists an optimal  $k$ -BMF whose rows indexed by  $I$

are identical. Let  $Z = A \circ B$  be an optimal  $k$ -BMF of  $X$  under objective  $\zeta_F$ . For all  $i_1, i_2 \in I$  we must have

$$\sum_{j:(i_1,j) \in E} (1 - z_{ij}) + \sum_{j:(i_1,j) \in \bar{E}} z_{ij} = \sum_{j:(i_2,j) \in E} (1 - z_{ij}) + \sum_{j:(i_2,j) \in \bar{E}} z_{ij} \quad (32)$$

as otherwise replacing  $A_{i_1, \cdot}$  for each  $i \in I$  with row  $A_{i^*, \cdot}$  where  $i^* \in I$  is a row index for which the above sum is minimised leads to a smaller error  $k$ -BMF. Then since (32) holds, replacing  $A_{i_1, \cdot}$  for each  $i \in I$  with row  $A_{i^*, \cdot}$  for any  $i^* \in I$  leads to an optimal solution of the desired property. Similarly, if  $Z$  is an optimal  $k$ -BMF under objective  $\zeta(\rho)$ , then for all  $i_1, i_2 \in I$  the corresponding objective terms must equal and hence an optimal solution of the desired property exists.  $\square$

This result implies that whenever the input matrix  $X$  contains repeated rows or columns we may solve the following problem on a smaller matrix instead. Let  $X' \in \{0, 1\}^{n' \times m'}$  be the binary matrix obtained from  $X$  by replacing each duplicate row and column by a single representative and let  $\mathbf{r} \in \mathbb{Z}_+^{n'}$  and  $\mathbf{c} \in \mathbb{Z}_+^{m'}$  be the counts of each unique row and column of  $X'$  in  $X$  respectively. Let  $E'$  and  $\bar{E}'$  denote the non-zero and zero entry index sets of  $X'$  respectively. By Lemma 6 an optimal  $k$ -BMF  $Z' = A' \circ B'$  of  $X'$  under the *updated* objective function

$$\zeta'_F := \sum_{(i,j) \in E'} r_i c_j (1 - z'_{ij}) + \sum_{(i,j) \in \bar{E}'} r_i c_j z'_{ij} \quad (33)$$

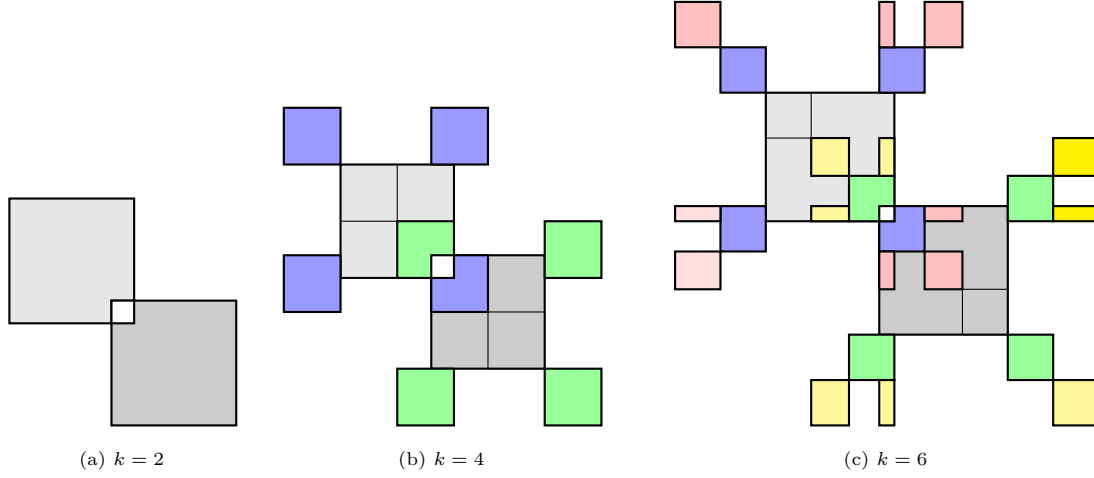
(or  $\zeta'(\rho) := \sum_{(i,j) \in E'} r_i c_j (1 - z'_{ij}) + \rho \sum_{(i,j) \in \bar{E}'} r_i c_j \sum_{\ell=1}^k a'_{i\ell} b'_{\ell j}$ ) leads to an optimal  $k$ -BMF of  $X$  under the original objective function  $\zeta_F$  (or  $\zeta(\rho)$ ).

**Proposition 7.** *For each  $k \in \mathbb{Z}_+$  there exists a matrix  $X(k)$  for which the optimal  $k$ -BMF under objectives  $\zeta_F$  and  $\zeta(1)$  satisfies  $\zeta(1) = k \zeta_F$ .*

*Proof.* The idea behind the proof is to consider a matrix  $Z(k)$  of exact Boolean rank- $k$  in which all the rank-1 components (rectangles) overlap at a unique middle entry and then replace this entry with a 0 to obtain  $X(k)$ . Now  $X(k)$  and  $Z(k)$  are exactly at distance 1 in the squared Frobenius norm and hence  $Z(k)$  is a  $k$ -BMF of  $X(k)$  with objective value  $\zeta_F = 1$ . On the other hand, since exactly  $k$  rectangles cover the entry at which  $X(k)$  and  $Z(k)$  differ, if  $Z(k)$  is taken as a  $k$ -BMF of  $X(k)$  under objective  $\zeta(1)$  it incurs an error of size  $k$ . Figure 1 shows the idea how to build such a  $X(k)$  for  $k = 2, 4, 6$ . Each colour corresponds to a rank-1 component and white areas correspond to 0s.

We first consider the case when  $k$  is even. For  $k = 2$  take the symmetric matrix  $X(2)$  as in Equation (34) which corresponds to Figure 1a. Since  $X(2)$  has repeated rows and columns, according to Lemma 6 we may simplify the problem by replacing  $X(2)$  by  $X'(2)$  and recording a weight vector for the rows and columns which indicate how many times each row and column is repeated. This weight vector is then used to update each entry in the objective function with the corresponding weight. For  $X(2)$  the row and column weight

Figure 1: Example matrices for which  $\zeta(1) = k \zeta_F$



vectors coincide as  $X(2)$  is symmetric and we denote it by  $\mathbf{w}(2)$ .

$$X(2) = \begin{bmatrix} 1 & 1 & 0 \\ 1 & 1 & 0 \\ 1 & 1 & 0 \\ 1 & 0 & 1 \\ 0 & 1 & 1 \\ 0 & 1 & 1 \\ 0 & 1 & 1 \end{bmatrix} \circ \begin{bmatrix} 1 & 0 & 0 \\ 1 & 0 & 0 \\ 1 & 0 & 0 \\ 0 & 1 & 0 \\ 0 & 0 & 1 \\ 0 & 0 & 1 \\ 0 & 0 & 1 \end{bmatrix}^T = \begin{bmatrix} 1 & 1 & 1 & 1 & 0 & 0 & 0 \\ 1 & 1 & 1 & 1 & 0 & 0 & 0 \\ 1 & 1 & \text{shaded } 1 & 1 & 0 & 0 & 0 \\ 1 & 1 & 1 & 0 & \text{shaded } 1 & 1 & 1 \\ 0 & 0 & 0 & \text{shaded } 1 & 1 & 1 & 1 \\ 0 & 0 & 0 & 1 & 1 & 1 & 1 \\ 0 & 0 & 0 & 1 & 1 & 1 & 1 \end{bmatrix} \Rightarrow X'(2) = \begin{bmatrix} 1 & 1 & 0 \\ 1 & 0 & 1 \\ 0 & 1 & 1 \end{bmatrix} \text{ with } \mathbf{w}(2) = \begin{bmatrix} 3 \\ 1 \\ 3 \end{bmatrix} \quad (34)$$

The Boolean rank of  $X(2)$  is 3, which one can confirm by looking at a size 3 isolated set of ones (shaded entries) and an exact rank-3 factorisation shown in Equation (34). Let  $Z(2)$  be obtained from  $X(2)$  by replacing the 0 at entry  $(4, 4)$  by a 1. Hereafter, we refer to this entry as the 'middle entry'.  $Z(2)$  clearly has Boolean rank 2, hence it is a feasible 2-BMF for  $X(2)$ . Under objective  $\zeta_F$   $Z(2)$  incurs an error of size 1, which is optimal as  $\zeta_F \geq 1$  by  $X(2)$  being of Boolean rank-3. On the other hand, under objective  $\zeta(1)$   $Z(2)$  has objective value 2 as the middle entry is covered twice. To see that  $Z(2)$  is optimal under  $\zeta(1)$  observe that every entry in  $X'(2)$  apart from the middle entry has weight strictly greater than 2. Hence not covering a 1 of  $X'(2)$  or covering a 0 different from the middle entry incurs an error strictly greater than 2.

For  $k > 2$  even let us give a recipe to construct a symmetric matrix  $X'(k)$  and corresponding weight vector  $\mathbf{w}(k)$ . Let  $t = \frac{k}{2} - 1$  and let the following  $(4t + 3) \times (4t + 3)$  matrix be  $X'(k)$ , where  $I_t$  is the identity matrix of size  $t \times t$ ,  $\tilde{I}_t$  is the reverted identity matrix of size  $t \times t$  (so  $\tilde{I}_2 = \begin{bmatrix} 0 & 1 \\ 1 & 0 \end{bmatrix}$ ) and  $J_t$  is the all ones matrix

of size  $t \times t$ ,

$$X'(k) = \begin{bmatrix} \boxed{I_t} & & \mathbf{1}_t & \tilde{I}_t \\ & \boxed{1} & \mathbf{1}_t^\top & 1 \\ & \mathbf{1}_t & J_t & \mathbf{1}_t & & \tilde{I}_t \\ \mathbf{1}_t^\top & 1 & \mathbf{1}_t^\top & 0 & \mathbf{1}_t^\top & \boxed{1} & \mathbf{1}_t^\top \\ \tilde{I}_t & & \mathbf{1}_t & J_t & \mathbf{1}_t & & \\ & & \boxed{1} & \mathbf{1}_t^\top & 1 & & \\ & \tilde{I}_t & \mathbf{1}_t & & & \boxed{I_t} \end{bmatrix}, \quad \mathbf{w}(k) = \begin{bmatrix} (k+1)\mathbf{1}_t \\ (k+1) \\ (k+1)\mathbf{1}_t \\ 1 \\ (k+1)\mathbf{1}_t \\ (k+1) \\ (k+1)\mathbf{1}_t \end{bmatrix}, \quad A'(k) = \begin{bmatrix} I_t & & & \\ & 1 & & \\ & \mathbf{1}_t & & \tilde{I}_t \\ \mathbf{1}_t^\top & 1 & 1 & \mathbf{1}_t^\top \\ \tilde{I}_t & & \mathbf{1}_t & \\ & & 1 & \\ & & & I_t \end{bmatrix}.$$

$X'(k)$  has isolation number  $i(X'(k)) \geq 2t + 3 = k + 1$  (indicated by the shadowed entries), so no  $k$ -BMF can give zero error. Let  $Z'(k)$  be obtained from  $X'(k)$  by replacing the middle 0 by a 1 and let its weight vector be the same as of  $X'(k)$ . The Boolean rank of  $Z'(k)$  is then  $k$  as  $Z'(k) = A'(k) \circ A'^\top(k)$  is an exact factorisation and  $A'(k)$  is of dimension  $(4t + 3) \times k$ . This factorisation is illustrated in Figure 1 for  $k = 4, 6$ . Therefore  $Z'(k)$  is a feasible  $k$ -BMF of  $X'(k)$ . Now  $Z'(k)$  under objective function  $\zeta_F$  has error 1 and hence it is optimal. In contrast,  $Z'(k)$  evaluated under objective  $\zeta(1)$  has error  $k$  as the middle 0 is covered  $k$  times and it has weight 1. To see that  $Z'(k)$  is optimal under  $\zeta(1)$  as well, note that all entries of  $X'(k)$  apart from the middle 0 have weight strictly greater than  $k$ . Therefore, any other  $k$ -BMF which does not cover a 1 or covers a 0 which is not the middle 0, incurs an error strictly greater than  $k$ , and hence  $Z'(k)$  is optimal under objective  $\zeta(1)$  with value  $k \cdot \zeta_F$ .

For  $k = 1$ , all 1-BMFs satisfy  $\zeta_F = \zeta(1)$  by definition. For  $k > 1$  odd, we can obtain  $X'(k)$  and  $\mathbf{w}(k)$  from  $X'(k+1)$  and  $\mathbf{w}(k+1)$  by removing the first row and column of  $X'(k+1)$  and the corresponding first entry of  $\mathbf{w}(k+1)$ . For  $X'(k)$  then, the same reasoning holds as for  $k$  even.  $\square$

While Proposition 7 shows that  $\zeta(1)$  can be  $k$  times larger than the Frobenius norm objective  $\zeta_F$ , the matrices in the proof are quite artificial, and in practice we observe that not many zeros are covered by more than a few rank-1 matrices. Therefore it is worth considering the previously introduced formulations for  $k$ -BMF with the new objective  $\zeta(\rho)$ .

Let us denote a modification of formulation  $\text{MIP}_F$  with the new objective function  $\zeta(\rho)$  as  $\text{MIP}(\rho)$  and use the transformation  $\xi_{ij} = 1 - z_{ij}$  for  $(i, j) \in E$  to get

$$(\text{MIP}(\rho)) \quad \zeta_{\text{MIP}(\rho)} = \min_{\xi, q} \sum_{(i,j) \in E} \xi_{ij} + \rho \sum_{(i,j) \in \bar{E}} \sum_{r \in \mathcal{R}_{(i,j)}} q_r \quad (35)$$

$$\text{s.t.} \quad \sum_{r \in \mathcal{R}_{(i,j)}} q_r + \xi_{ij} \geq 1 \quad (i, j) \in E \quad (36)$$

$$\sum_{r \in \mathcal{R}} q_r \leq k \quad (37)$$

$$\xi_{ij} \geq 0, \quad q_r \in \{0, 1\} \quad (i, j) \in E, r \in \mathcal{R}. \quad (38)$$

One of the imminent advantages of using objective  $\zeta(\rho)$  is that we need only declare variables for entries  $(i, j) \in E$  and can consequently delete constraints (13) from the formulation. The LP relaxation of  $\text{MIP}(\rho)$  ( $\text{MLP}(\rho)$ ) is obtained by giving up on the integrality constraints on  $q_r$  and observing that without loss of generality we can simply write  $q_r \geq 0$  for all  $r \in \mathcal{R}$ . We next show that the optimal solutions of the LP relaxation of  $\text{MIP}_F$  and  $\text{MLP}(\rho)$  with  $\rho = \frac{1}{k}$  coincide.

**Proposition 8.** *The optimal solutions of the LP relaxations  $\text{MLP}_F$  and  $\text{MLP}(\frac{1}{k})$  coincide.*

*Proof.* It suffices to observe that as  $\text{MLP}_F$  is a minimisation problem, each  $z_{ij}$   $(i, j) \in \bar{E}$  takes the value  $\frac{1}{k} \sum_{r \in \mathcal{R}_{(i,j)}} q_r$  in any optimal solution to  $\text{MLP}_F$  due to constraint (13). This implies that the second terms in the objective function (11) of  $\text{MIP}_F$  and (35) of  $\text{MLP}(\frac{1}{k})$  have the same value.  $\square$

Therefore one may instead solve  $\text{MLP}(\frac{1}{k})$  that has fewer variables and constraints than  $\text{MLP}_F$ . In addition, for all  $\rho > 0$ , a corollary of Proposition 3 holds by looking at the dual of  $\text{MLP}(\rho)$  ( $\text{MDP}(\rho)$ ). Let us associate variables  $p_{ij}$  for  $(i, j) \in E$  to constraints (36) and variable  $\mu$  to constraint (37). Then the dual of  $\text{MLP}(\rho)$  is:

$$(\text{MDP}(\rho)) \quad \zeta_{\text{MDP}(\rho)} = \max \sum_{(i,j) \in E} p_{ij} - k \mu \quad (39)$$

$$\text{s.t.} \quad \sum_{(i,j) \in E \cap \text{supp}(R)} p_{ij} - \mu \leq \rho |\bar{E} \cap \text{supp}(R)| \quad R \in \mathcal{R} \quad (40)$$

$$\mu \geq 0, p_{ij} \in [0, 1] \quad (i, j) \in E \quad (41)$$

where  $\text{supp}(R) = \{(i, j) : r_{ij} = 1\}$ .

**Corollary 9.** *Let  $X$  have isolation number  $i(X) > k$ . Then for all  $\rho > 0$ ,  $\text{MLP}(\rho)$  has objective value at least  $\rho(i(X) - k)$ .*

*Proof.* The proof is a simple modification of Proposition 3's. The dual of  $\text{MLP}(\rho)$  ( $\text{MDP}(\rho)$ ) differs from  $\text{MDP}_F$  by having the constant value  $\rho$  instead of dual variables  $s_{ij}$  and the constraints (40) instead of (17). Therefore setting  $p_{ij} = \rho$  for all  $(i, j) \in S$  and 0 otherwise, and  $\mu = \rho$  gives the required bound of  $\rho(i(X) - k)$ .  $\square$

#### 4. Computational Approach

It is clearly not practical to solve the master integer program  $\text{MIP}(\rho)$  or its LP relaxation  $\text{MLP}(\rho)$  explicitly as the formulation has an exponential number of variables. *Column generation* (CG) is a well-known technique to solve large LPs iteratively by only considering the variables which have the potential to improve the objective function [28]. The column generation procedure is initialised by solving a *Restricted Master LP* (RMLP) which has a small subset of the variables of the full problem. The next step is to identify a missing variable with *negative reduced cost* to be added to RMLP. To avoid considering all missing variables

explicitly, a *pricing problem* is formulated and solved. The solution of the pricing problem either returns a variable with negative reduced cost and the procedure is iterated; or proves that no such variable exists and hence the solution of RMLP is optimal for the full MLP. In this section, we detail how CG technique can be used to solve the LP relaxation of MIP( $\rho$ ) iteratively.

Each *Restricted MLP*( $\rho$ ) (RMLP( $\rho$ )) has the same number of constraints as the full MLP( $\rho$ ) and all variables  $\xi_{ij}$  for  $(i, j) \in E$  but it only has a small subset of variables  $q_r$  for  $r \in \mathcal{R}' \subset \mathcal{R}$  where  $|\mathcal{R}'| \ll |\mathcal{R}|$ . Recall that each variable  $q_r$  corresponds to a rank-1 binary matrix  $r \in \mathcal{R}$  which determines the coefficients of  $q_r$  in the constraints as well as the objective function. Hence at every iteration of the CG procedure we either need to find a rank-1 binary matrix for which the associated variable has a negative reduced cost, or, prove that no such matrix exists.

#### 4.1. The pricing problem

At the first iteration of CG, RMLP( $\rho$ ) may be initialised with  $\mathcal{R}' = \emptyset$  or can be warm started by identifying a few rank-1 matrices in  $\mathcal{R}$  using a heuristic. After solving the RMLP( $\rho$ ) to optimality, one obtains an optimal dual solution  $[\mathbf{p}^*, \mu^*]$  to the current RMLP( $\rho$ ). To identify a missing variable  $q_r$  that has negative reduced cost, we solve the following pricing problem (PP):

$$(\text{PP}) \quad \omega(\mu^*, \mathbf{p}^*) = \mu^* - \max_{a, b, y} \sum_{(i, j) \in E} p_{ij}^* y_{ij} - \rho \sum_{(i, j) \in \bar{E}} y_{ij} \quad (42)$$

$$\text{s.t. } y_{ij} = a_i b_j, \quad a_i, b_j \in \{0, 1\}, \quad i \in [n], j \in [m]. \quad (43)$$

PP may be formulated as an integer linear program (IP<sub>PP</sub>) by using McCormick envelopes [25] (see Section 2.1) to linearise the quadratic constraints to  $y_{ij} \in MC(a_i, b_j)$ . The objective of PP depends on the current dual solution  $[\mathbf{p}^*, \mu^*]$  and its optimal solution corresponds to a rank-1 binary matrix  $\mathbf{a}\mathbf{b}^\top = r \in \mathcal{R}$  whose corresponding variable  $q_r$  in MLP( $\rho$ ) has the smallest reduced cost. If  $\omega(\mu^*, \mathbf{p}^*) \geq 0$ , then the current RMLP( $\rho$ ) does not have any missing variables with negative reduced cost and consequently the current solution of RMLP( $\rho$ ) is optimal for MLP( $\rho$ ). If  $\omega(\mu^*, \mathbf{p}^*) < 0$ , then the variable  $q_r$  associated with the rank-1 binary matrix  $r = \mathbf{a}\mathbf{b}^\top$  is added to the next RMLP( $\rho$ ) and the procedure is iterated. Moreover, any feasible solution to PP with a negative reduced cost can (also) be added to the RMLP( $\rho$ ) to continue the procedure. CG terminates with a proof of optimality if at some iteration we have  $\omega(\mu^*, \mathbf{p}^*) \geq 0$ .

#### 4.2. Solving the integer program

After the CG process, if the optimal solution of MLP( $\rho$ ) is integral, then it also is optimal for MIP( $\rho$ ). However, if it is fractional, then this solution only provides a lower bound on the optimal value of MIP( $\rho$ ). In this case we obtain an integer feasible solution by solving a *Restricted MIP*( $\rho$ ) (RMIP( $\rho$ )) over the rank-1 binary matrices generated by the CG process applied to MLP( $\rho$ ). This integer feasible solution is optimal



for  $\text{MIP}(\rho)$  provided that the objective value of  $\text{RMIP}(\rho)$  is equal to the ceiling of the objective value of  $\text{MLP}(\rho)$ . If this is not the case, one needs to embed CG into a branch-and-bound tree [29] to solve  $\text{MIP}(\rho)$  to optimality, which is a relatively complicated process and we do not consider it in this paper.

#### 4.3. Computing lower bounds

Note that even if the CG procedure is terminated prematurely, one can still obtain a lower bound on  $\text{MLP}(\rho)$  and therefore on  $\text{MIP}(\rho)$  by considering the dual of  $\text{MLP}(\rho)$ . Let the objective value of the current  $\text{RMLP}(\rho)$  be

$$\zeta_{\text{RMLP}(\rho)} = \sum_{(i,j) \in E} \xi_{ij}^* + \rho \sum_{(i,j) \in \bar{E}} \sum_{r \in \mathcal{R}'_{(i,j)}} q_r^* = \sum_{(i,j) \in E} p_{ij}^* - k\mu^* \quad (44)$$

where  $[\xi_{ij}^*, q_r^*]$  is the optimal solution of  $\text{RMLP}(\rho)$  and  $[p_{ij}^*, \mu^*]$  is the corresponding optimal dual solution which does not necessarily satisfy all of the constraints (40) for  $\text{MDP}(\rho)$ . Now assume that we solve PP to optimality and obtain a rank-1 binary matrix with a negative reduced cost,  $\omega(\mu^*, \mathbf{p}^*) < 0$ . In this case, we can construct a feasible solution to  $\text{MDP}(\rho)$  by setting  $\mathbf{p} := \mathbf{p}^*$  and  $\mu := \mu^* - \omega(\mu^*, \mathbf{p}^*)$  and obtain the following bound on the optimal value  $\zeta_{\text{MLP}(\rho)}$  of  $\text{MLP}(\rho)$ ,

$$\zeta_{\text{MLP}(\rho)} \geq \sum_{(i,j) \in E} p_{ij} - k\mu = \sum_{(i,j) \in E} p_{ij}^* - k(\mu^* - \omega(\mu^*, \mathbf{p}^*)) = \zeta_{\text{RMLP}(\rho)} + k\omega(\mu^*, \mathbf{p}^*). \quad (45)$$

If we do not have the optimal solution to PP but have a lower bound  $\underline{\omega}(\mu^*, \mathbf{p}^*)$  on it,  $\omega(\mu^*, \mathbf{p}^*)$  can be replaced by  $\underline{\omega}(\mu^*, \mathbf{p}^*)$  in equation (45) and the bound on  $\text{MLP}(\rho)$  still holds. Furthermore, this lower bound on  $\text{MLP}(\rho)$  naturally provides a valid lower bound on  $\text{MIP}(\rho)$ , thus giving us a bound on the optimality gap.

#### 4.4. CG for $\text{MLP}_F$

The CG approach is described above as applied to the LP relaxation of  $\text{MIP}(\rho)$ . To apply CG to  $\text{MLP}_F$  only a small modification needs to be done. The Restricted  $\text{MLP}_F$  provides dual variables for Constraints (13) which are used in the objective of PP for coefficients of  $y_{ij}$   $(i, j) \in \bar{E}$ .

We note that CG cannot be used to solve the LP relaxation of the *strong formulation* of  $\text{MIP}_F$  in which constraints (13) are replaced by exponentially many constraints  $q_r \leq z_{ij}$  for all  $r \in \mathcal{R}_{(i,j)}$  and  $(i, j) \in \bar{E}$ . This is due to the fact that CG could cycle and generate the same column over and over again. For example, consider applying CG to solve the strong formulation of  $\text{MLP}_F$  and start with the rank-1 binary matrix of all 1s as the first column associated with variable  $q_1$ . The objective value of the corresponding Restricted  $\text{MLP}_F$  would be  $\zeta_{\text{RMLP}}^{(1)} = 0 + |\bar{E}|$  for the solution vector  $[\boldsymbol{\xi}^{(1)}, \mathbf{z}^{(1)}, \mathbf{q}^{(1)}] = [\mathbf{0}, \mathbf{1}, 1]$  as all entries of the input matrix are covered. Adding the same rank-1 binary matrix of all 1s in the next iteration and setting  $[q_1, q_2] = [\frac{1}{2}, \frac{1}{2}]$ , allows us to keep  $\boldsymbol{\xi}^{(2)} = \mathbf{0}$  but reduce the value of  $\mathbf{z}^{(2)}$  to  $\frac{1}{2}\mathbf{1}$  to obtain an objective value  $\zeta_{\text{RMLP}}^{(2)} = 0 + \frac{1}{2}|\bar{E}|$ . Therefore, repeatedly adding the same matrix of all 1s for  $t$  iterations, the objective function would become

$\zeta_{\text{RMLP}}^{(t)} = 0 + \frac{1}{t}|\overline{E}|$  for the solution vector  $[\mathbf{z}^{(t)}, \mathbf{z}^{(t)}, \mathbf{q}^{(t)}] = [\mathbf{0}, \frac{1}{t}\mathbf{1}, \frac{1}{t}\mathbf{1}]$ . Consequently, as  $t \rightarrow \infty$  we would have  $\zeta_{\text{RMLP}}^{(t)} \rightarrow 0$  and during the column generation process we repeatedly generate the same rank-1 binary matrix.

#### 4.5. An alternative formulation of the pricing problem

Generating rank-1 binary matrices with negative reduced cost efficiently is at the heart of the CG process. For both  $\text{MLP}(\rho)$  and  $\text{MLP}_F$ , the pricing problem is a Bipartite Binary Quadratic Program (BBQP) which is NP-hard in general [30, 31]. Hence for large  $X$  it may take too long to solve PP to optimality via formulation  $\text{IP}_{\text{PP}}$  at each iteration. Introducing  $H$  an  $n \times m$  matrix with  $h_{ij} = p_{ij}^* \in [0, 1]$  for  $(i, j) \in E$ ,  $h_{ij} = -\rho$  for  $(i, j) \in \overline{E}$  and  $h_{ij} = 0$  for  $(i, j) \notin E \cup \overline{E}$ , PP can be written in standard form as

$$(\text{QP}_{\text{PP}}) \quad \omega(\mu^*, \mathbf{p}^*) = \mu^* - \max_{\mathbf{a} \in \{0,1\}^n, \mathbf{b} \in \{0,1\}^m} \mathbf{a}^\top H \mathbf{b}. \quad (46)$$

This explicit quadratic form  $\text{QP}_{\text{PP}}$  is more intuitive for thinking about heuristics than formulation  $\text{IP}_{\text{PP}}$ . If a heuristic approach to PP returns a rank-1 binary matrix with negative reduced cost, then it is valid to add this heuristic solution as a column to the next RMLP. [30] presents several heuristics for BBQP along with a simple but powerful greedy algorithm. In Appendix A we detail this greedy algorithm and in Section 5.5 we introduce some variants of it which we use to provide a warm start to PP at every iteration of CG.

## 5. Experiments

The integer programs and column generation approach introduced in the previous sections provide a framework for computing  $k$ -BMF with dual bounds. In this section, we present some experimental results to demonstrate the practical applicability of integer programming to obtain low-error factorisations. More specifically we detail our pricing strategies during the column generation process and present a thorough comparison of models  $\text{MIP}_F$ ,  $\text{MIP}(\rho)$  and CIP on synthetic and real world datasets.

### 5.1. Data

If  $X$  contains rows (or columns) of all zeros, deleting these rows (or columns) leads to an equivalent problem whose solution  $A$  and  $B$  can easily be translated to a solution for the original problem by inserting a row of zeros to  $A$  (respectively a column of zeros to  $B$ ) in the corresponding place. In addition, if  $X$  contains duplicate rows or columns, by Lemma 6 there is an optimal  $k$ -BMF which has the same row-column repetition pattern as  $X$ . Hence we solve the problem on a smaller matrix  $X'$  which is obtained from  $X$  by keeping only one copy of each row and column, and use an updated objective function in which every entry is weighted proportional to the number of rows and columns it is contained in  $X$ .

### 5.1.1. Synthetic data

We build our dataset of binary matrices with prescribed sparsity and Boolean rank as follows. In order to get a binary matrix  $X \in \{0, 1\}^{n \times m}$  with Boolean rank at most  $\kappa$ , first we randomly generate two binary matrices  $\tilde{A}, \tilde{B}$  of dimension  $n \times \kappa$  and  $\kappa \times m$ , then compute their Boolean product to get  $X$ . This ensures  $X$  has Boolean rank at most  $\kappa$ . To obtain a certain sparsity for  $X$ , we control the probability of entries of  $\tilde{A}, \tilde{B}$  being zero. More specifically, if we generate  $\tilde{a}_{i\ell}, \tilde{b}_{\ell j}$  to be zero with probability  $p$ , then  $x_{ij} = \bigvee_{\ell=1}^{\kappa} \tilde{a}_{i\ell} \tilde{b}_{\ell j}$  is zero with probability  $(2p - p^2)^\kappa$ . Hence, if we wish to obtain  $X$  with  $\sigma$  percent of zeros, then we need to generate entries of  $\tilde{A}, \tilde{B}$  to be zero with probability  $p = 1 - \sqrt[\kappa]{1 - (\sigma/100)^{\frac{1}{\kappa}}}$ .

We generate matrices as described above with  $m = 20$  columns and  $\kappa = 10$ . The number of rows ( $n$ ) is set to be 20, 35 or 50. For each of the three dimensions ( $20 \times 20, 35 \times 20, 50 \times 20$ ), we generate 10 *sparse* matrices with 75% zeroes and 10 *normal* matrices with 50% zeroes, corresponding to 10 different seed settings in the random number generation. We call this initial set of  $2 \cdot 3 \cdot 10$  matrices the *clean* matrices. Next, we create a set of *noisy* matrices from the clean matrices by randomly flipping 5% of the entries of each matrix. Now the noisy matrices are not necessarily of Boolean rank at most  $\kappa = 10$  anymore, but they are at most  $0.05 \cdot n \cdot m$  squared Frobenius distance away from a Boolean rank 10 matrix. Therefore our synthetic dataset consists of 120 matrices corresponding to 2 noise level settings (*noisy* or *clean*), 2 sparsity levels (*sparse* or *normal*), 3 dimensions ( $20 \times 20, 35 \times 20, 50 \times 20$ ) and 10 random seeds. Applying the preprocessing steps to our synthetic dataset achieves the largest dimension reduction on clean matrices, while the dimension of noisy matrices only scarcely changes. A table summarising the parameters used to generate our data can be found in the Appendix B.

### 5.1.2. Real-world data

We work with eight real world categorical datasets that were downloaded from online repositories [32], [33]. In general if a dataset has a categorical feature  $C$  with  $N$  discrete options  $v_j$ , ( $j \in [N]$ ), we convert feature  $C$  into  $N$  binary features  $B_j$  ( $j \in [N]$ ) so that if the  $i$ -th sample takes option  $v_j$  for  $C$  that is  $(C)_i = v_j$ , then we have  $(B_j)_i = 1$  and  $(B_\ell)_i = 0$  for all  $\ell \neq j \in [N]$ . This technique of binarisation of categorical columns has been applied in [24] and [23]. If a row  $i$  has a missing value in the column of feature  $C$ , we leave the corresponding binary feature columns with missing values in row  $i$ . Table 1 shows a short summary of the resulting full-binary datasets used, in-depth details on converting categorical columns into binary, missing value treatment and feature descriptions can be found in Appendix C.

## 5.2. Testing the Computational Approach to Exponential Formulation I.

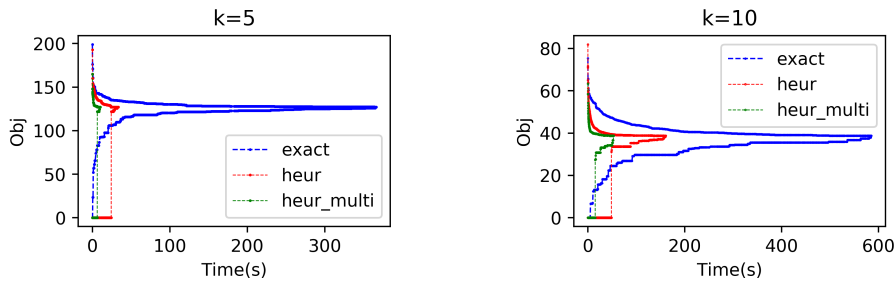
Since the efficiency of CG greatly depends on the speed of generating columns, let us illustrate the speed-up gained by using heuristics to solve the pricing problem. At each iteration of CG, 30 heuristic solutions are computed via our heuristics detailed in Appendix A in order to obtain initial feasible solutions to

Table 1: Summary of binary real world datasets

	zoo	tumor	hepatitis	heart	lymp	audio	apb	votes
$n \times m$	$101 \times 17$	$339 \times 24$	$155 \times 38$	$242 \times 22$	$148 \times 44$	$226 \times 92$	$105 \times 105$	$435 \times 16$
# missing	0	670	334	0	0	899	0	392
%1s	44.3	24.3	47.2	34.4	29.0	11.3	8.0	49.2

PP. Under *exact* pricing, the best heuristic solution is used as a warm start and  $\text{IP}_{\text{PP}}$  is solved to optimality at each iteration using CPLEX [34]. In simple heuristic (*heur*) pricing, if the best heuristic solution to PP has negative reduced cost then the heuristic column is added to the next  $\text{RMLP}(\rho)$ . If at some iteration, the best heuristic column does not have negative reduced cost, CPLEX is used to solve  $\text{IP}_{\text{PP}}$  to optimality for that iteration. The multiple heuristic (*heur\_multi*) pricing strategy is a slight modification of the simple heuristic strategy, in which at each iteration all columns with negative reduced cost are added to the next  $\text{RMLP}(\rho)$ .

Figure 2 indicates the differences between pricing strategies when solving  $\text{MLP}(1)$  via CG for  $k = 5, 10$  on the zoo dataset. The primal objective value of  $\text{MLP}(1)$  (decreasing curve) and the value of the dual bound (increasing curve) computed using the formula in Equation (45) are plotted against time. Sharp increases in the dual bound for heuristic pricing strategies correspond to iterations in which CPLEX was used to solve  $\text{IP}_{\text{PP}}$ , as for the evaluation of the dual bound on  $\text{MLP}(1)$  we need a strong lower bound on  $\omega(\mu^*, \mathbf{p}^*)$  which heuristic solutions do not provide. While we observe a tailing off effect [29] on all three curves, both heuristic pricing strategies provide a significant speed-up from exact pricing, adding multiple columns at each iteration being the fastest.

Figure 2: Comparison of pricing strategies for solving  $\text{MLP}(1)$  on the zoo dataset

In order for CG to terminate with a certificate of optimality, at least one pricing problem has to be solved to optimality. Unfortunately for larger datasets we cannot expect this to be achieved in a short amount of time. Therefore, we change the multiple heuristic pricing strategy to get a pricing strategy that we use in the rest of the experiments as follows. We impose an overall fixed time limit on the CG process and

use the barrier method in CPLEX as the LP solver for RMLP at each iteration. In order to maximise the diversity of columns added at each iteration, we choose at most 2 columns with negative reduced cost that are closest to being mutually orthogonal. If at an iteration, heuristics for PP do not provide a column with negative reduced cost and CPLEX has to be used to improve the heuristic solution, we do not solve  $\text{IP}_{\text{PP}}$  to optimality but abort CPLEX after 25 seconds if a column with negative reduced cost has been found. While these modifications result in a speed-up, they reduce the chance of obtaining a strong dual bound. In case we wish to focus more on computing a stronger dual bound on the Master LP, we may continue solving  $\text{IP}_{\text{PP}}$  via CPLEX even when a heuristic negative reduced cost solution is available.

### 5.2.1. $\text{MLP}(1)$ vs $\text{MLP}_F$

In this section we compare the LP relaxations of  $\text{MIP}(1)$  and  $\text{MIP}_F$ . According to Proposition 8 the optimal solution of  $\text{MLP}_F$  is equivalent to  $\text{MLP}(\frac{1}{k})$  and hence we solve  $\text{MLP}(\frac{1}{k})$  which has fewer variables and constraints than  $\text{MLP}_F$ . To solve  $\text{MLP}(1)$  and  $\text{MLP}(\frac{1}{k})$ , we set a total time limit of 600 seconds, so we either solve MLP to optimality under 600 seconds or run out of time and compute the gap between the RMLP and its dual bound MDP according to formula  $\frac{100}{\zeta_{\text{RMLP}}}(\zeta_{\text{RMLP}} - \zeta_{\text{MDP}})$ . As  $\text{MLP}(1)$  and  $\text{MLP}(\frac{1}{k})$  correspond to the LP relaxations of  $\text{MIP}(1)$  and  $\text{MIP}_F$  with integral objective coefficients, any fractional dual bound may be rounded up to give a valid bound on the master IP. Since we are ultimately interested in a dual bound on MIP, we stop CG whenever the ceiling of the dual bound  $\lceil \zeta_{\text{MDP}} \rceil$  reaches the objective value of RMLP.

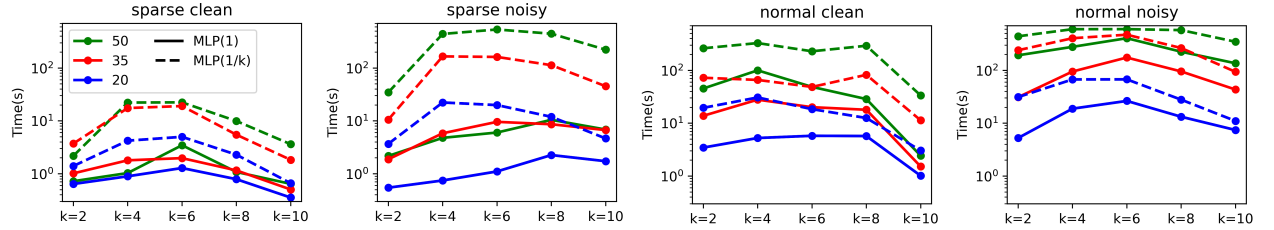


Figure 3: Time taken in seconds to solve  $\text{MLP}(1)$  and  $\text{MLP}(\frac{1}{k})$  via CG on synthetic data

Figure 3 shows the time taken in seconds on a logarithmic scale to solve  $\text{MLP}(1)$  and  $\text{MLP}(\frac{1}{k})$  via CG for  $k = 2, 4, 6, 8, 10$  on the 120 matrices in the synthetic dataset. Each line corresponds to the average taken over 10 instances with the same dimension, sparsity and noise level. Blue lines correspond to matrices of dimension  $20 \times 20$ , red to  $35 \times 20$  and green to  $50 \times 20$ . Solid lines are used for  $\text{MLP}(1)$  and dashed for  $\text{MLP}(\frac{1}{k})$ . First, we observe that it is significantly faster to compute both LPs on *sparse* and *clean* matrices as opposed to *normal* and *noisy* ones of the same dimension. Preprocessing is more effective in reducing the dimension for clean matrices in comparison to noisy ones (see Table B.1 in Appendix B) which explains why noisy instances take longer. In addition, both  $\text{MLP}(1)$  and  $\text{MLP}(\frac{1}{k})$  have a number of variables and

constraints directly proportional to non-zero entries of the input matrix  $X$ , hence a sparse input matrix requires a smaller problem to be solved. Second, we see that  $k = 2, 10$  are solved somewhat faster. This can be explained by all matrices in our test bed being generated to have Boolean rank at most 10. For a rank-10 factorisation of *clean* matrices without noise we get 0 factorisation error under both models MIP(1) and MIP<sub>F</sub> and hence LP relaxation objective value 0. For *noisy* matrices with 5% of the entries perturbed we observe the error to be in line with our expectation of  $0.05 \cdot n \cdot m$ . We observe that in some cases it takes significantly longer to solve MLP( $\frac{1}{k}$ ), and in all ten instances of  $50 \times 20$  *normal-noisy* matrices MLP( $\frac{1}{k}$ ) for  $k = 6$  runs out of the time budget of 600 sec. In the experiments, we see the amount of time CG takes is directly proportional to the number of columns generated, MLP( $\frac{1}{k}$ ) generating significantly more columns than MLP(1).

### 5.2.2. Obtaining integral solutions

Once we obtain some rank-1 binary matrices (i.e. columns) via CG applied to a master LP, we can obtain an integer feasible solution by solving either of the master IPs over the columns available. Here we explore obtaining integer feasible solutions by solving MIP(1) and MIP<sub>F</sub> over the columns generated by formulations MLP(1) and MLP( $\frac{1}{k}$ ). We use CPLEX as our integer program solver and set a total time limit of 300 seconds.

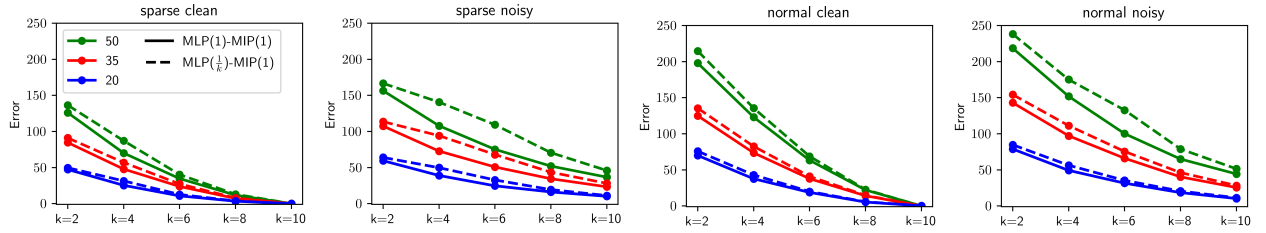


Figure 4: Factorisation error in  $\| \cdot \|_F^2$  of integral solutions by MIP(1) from columns generated by MLP(1) and MLP( $\frac{1}{k}$ )

Figure 4 shows the factorisation error in  $\| \cdot \|_F^2$  of integer feasible solutions obtained by solving MIP(1) over columns generated by MLP(1) and MLP( $\frac{1}{k}$ ). As previously, each line corresponds to the average taken over 10 matrices with same dimension, sparsity and noise level. Solid lines are used to denote where the columns used were generated by MLP(1) and dashed where by MLP( $\frac{1}{k}$ ). Comparing the error values of the dashed and solid lines we draw a crucial observation: columns generated by MLP(1) seem to be a better basis for obtaining low-error integer feasible solutions than columns by MLP( $\frac{1}{k}$ ). We suspect this is the case as in the majority of rank- $k$  factorisations most entries are only covered by a few rank-1 binary matrices whereas MLP( $\frac{1}{k}$ ) favours rank-1 matrices which heavily cover 0 entries of the input matrix. This is because the coefficient in MLP( $\frac{1}{k}$ )'s objective function corresponding to a zero entry at position  $(i, j)$  is only  $\frac{1}{k} \times (\text{number of rank-1 matrices covering } (i, j))$ , hence it is cheaper for MLP( $\frac{1}{k}$ ) to cover a 0 by a few (less than  $k$ ) rank-1 matrices than to leave any 1s uncovered. We also conducted a set of experiments on MIP<sub>F</sub> and we see that

the factorisation error when using formulation MIP(1) to obtain the integral solutions is extremely close to that of MIP<sub>F</sub>, for more details see Appendix Tables D.1 and D.2.

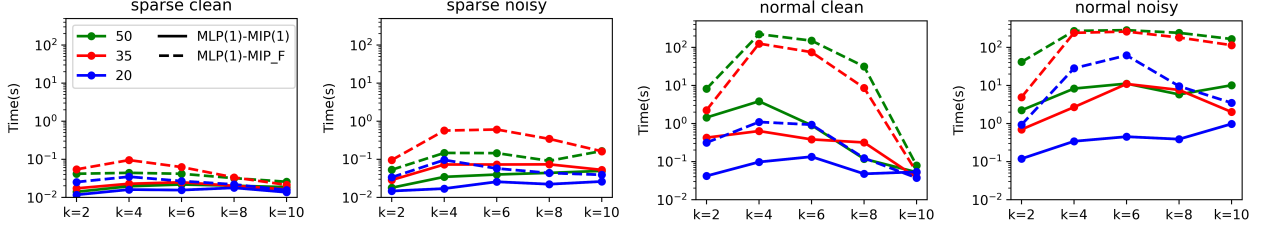


Figure 5: Time taken in seconds to solve MIP(1) and MIP<sub>F</sub> on columns generated by MLP(1)

Figure 5 shows the time taken for the master IPs on columns generated by MLP(1). We observe that MIP(1) takes notably faster to solve than MIP<sub>F</sub> and on most normal-noisy matrices MIP<sub>F</sub> runs out of the time budget of 300 seconds. Solving both master IPs on columns by  $\text{MLP}(\frac{1}{k})$  also shows us that while solving MIP(1) over a larger set of columns adds only a few seconds for most instances, MIP<sub>F</sub> runs out of the time budget of 300 secs in about half the cases, see Appendix Table D.2. These observations suggest using MIP(1) to find integer feasible solutions in the future as the solution quality is extremely close to that of MIP<sub>F</sub> but at a fraction of computational effort.

### 5.3. Accuracy and Speed of the IP Formulations

In this section we computationally compare the integer programs introduced in Section 2 and 3. CIP due to its polynomial size can be directly given to a general purpose IP solver like CPLEX and we set a time limit of 600 seconds on its running time. We expect solution times for CIP to grow proportional to  $k$  and density of  $X$  according to Proposition 1. Similarly, we may try to attack the exponential formulation EIP directly by CPLEX. Since however EIP requires the complete enumeration of  $2^m$  binary vectors for an input matrix  $X$  of size  $n \times m$  we can only solve its root LP under 600 seconds in a very few cases. For these few cases however, we observe the objective value of ELP to agree with  $\text{MLP}(\frac{1}{k})$ , which gives an experimental confirmation of Proposition 5. In the following experiments, formulation MIP<sub>F</sub> is used on columns generated by  $\text{MLP}(\frac{1}{k})$ , while MIP(1) on columns by MLP(1). The final solution of MIP(1) is evaluated under the original  $\|\cdot\|_F^2$  objective and that error is reported. As previously, the Master LPs are solved with a time limit of 600 seconds and the Master IPs with an additional time limit of 300 seconds.

Table 2 shows the factorisations error in  $\|\cdot\|_F^2$  obtained by MIP<sub>F</sub>, MIP(1) and CIP and Table 3 shows the corresponding solution times in seconds. Each row of Table 2 and 3 corresponds to the average over 10 synthetic matrices of the same size, sparsity and noise level. We observe that MIP(1) provides the lowest error factorisation in most cases, but CIP gives the lowest error when only looking at  $k = 2$ . The significantly higher error values of MIP<sub>F</sub> are due to the lower quality columns generated by  $\text{MLP}(\frac{1}{k})$  on which it is solved. We emphasise that we do not do branch-and-price when solving MIP(1) or MIP<sub>F</sub>. Table 3 shows that MIP(1)

is clearly the fastest in all cases, while CIP runs out of its time limit on all noisy instances for  $k = 5, 10$ . In conclusion, CIP provides very accurate solutions for  $k = 2$  but it is slower to solve than MIP(1), while for larger  $k$ 's MIP(1) dominates in both accuracy and speed.

Table 2: Factorisation error in  $\|\cdot\|_F^2$  of solutions obtained via formulations MIP<sub>F</sub>, MIP(1) and CIP<sub>F</sub>

data (n-sparsity-noise)	k=2			k=5			k=10		
	MIP <sub>F</sub>	MIP(1)	CIP	MIP <sub>F</sub>	MIP(1)	CIP	MIP <sub>F</sub>	MIP(1)	CIP
20-sparse-clean	49.6	47.4	47.4	20.8	16.6	16.7	0.0	0.0	0.0
20-sparse-noisy	64.0	59.5	59.3	42.6	30.3	30.7	11.2	10.2	10.3
20-normal-clean	75.0	70.0	68.7	30.6	27.7	26.5	0.3	0.3	0.0
20-normal-noisy	84.6	78.9	77.2	47.3	40.2	40.1	11.2	10.7	11.2
35-sparse-clean	90.9	84.7	84.7	39.1	34.5	34.9	0.1	0.0	0.0
35-sparse-noisy	113.4	107.5	106.9	84.4	60.5	61.7	28.4	23.3	27.1
35-normal-clean	134.2	125.0	121.7	64.5	54.1	53.4	0.0	0.0	0.0
35-normal-noisy	153.6	143.1	139.1	101.7	80.3	81.7	31.1	25.5	31.1
50-sparse-clean	136.0	126.1	125.6	61.4	50.6	51.5	0.1	0.0	0.0
50-sparse-noisy	166.2	156.5	156.7	135.0	89.8	93.9	49.6	36.7	41.4
50-normal-clean	215.1	198.0	194.3	106.1	91.0	95.0	0.0	0.0	0.0
50-normal-noisy	237.2	218.6	214.2	168.6	123.9	123.4	62.2	44.3	61.3

#### 5.4. Binary Matrix Completion

In this section we explore how successful our approach is at recovering missing entries of incomplete binary matrices. We create an incomplete dataset of our synthetic matrices by deleting 5, 10, ..., 30% of the entries of each matrix. This way, after computing a  $k$ -BMF of the incomplete matrix, we can easily compare to the corresponding original matrix to see how many of the entries we have recovered successfully. Since our synthetic matrices are generated to be of Boolean rank at most 10, we cannot expect to recover all the entries by a rank- $k$  completion with  $k < 10$  and thus we perform the experiments with  $k = 10$ .

Figure 6 shows the reconstruction percentage against the percentage of missing entries when solving MLP(1)-MIP(1) on the incomplete matrices. The three colours correspond to dimensions of the artificial matrices: green to  $50 \times 20$ , red to  $35 \times 20$  and blue to  $20 \times 20$ . We define the percentage of reconstruction as  $100 * (1 - \|X - A \circ B\|_F^2 / \|X\|_F^2)$  where  $X$  is the original complete matrix and  $A \circ B$  is the  $k$ -BMF of the incomplete matrix. As expected the recovery percentage decreases with the percentage of missing entries and clean matrices are better recovered than noisy ones. All in all, we see a very high percentage of the entries

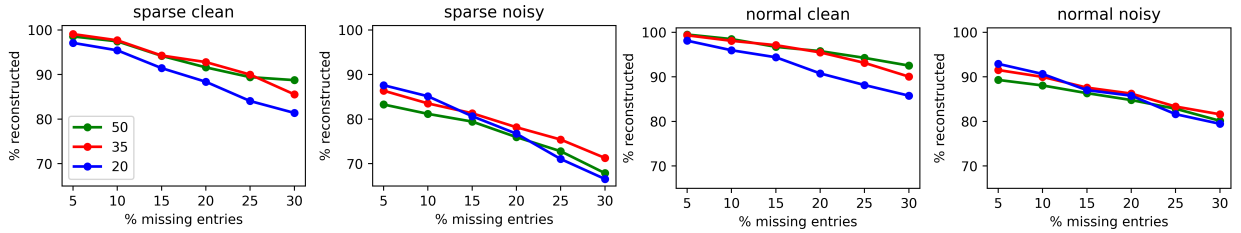


Table 3: Time in seconds to obtain solutions in Table 2 via formulations  $\text{MIP}_F$ ,  $\text{MIP}(1)$  and  $\text{CIP}_F$

data (n-sparsity-noise)	k=2			k=5			k=10		
	$\text{MIP}_F$	$\text{MIP}(1)$	CIP	$\text{MIP}_F$	$\text{MIP}(1)$	CIP	$\text{MIP}_F$	$\text{MIP}(1)$	CIP
20-sparse-clean	1.1	0.4	1.6	4.6	0.4	169.7	0.7	0.4	1.9
20-sparse-noisy	2.7	0.6	21.8	233.7	0.8	601.6	10.9	1.8	602.9
20-normal-clean	15.2	3.5	56.2	303.2	5.4	600.3	3.3	1.0	15.8
20-normal-noisy	31.3	5.4	295.5	336.6	17.6	600.8	65.2	8.0	602.0
35-sparse-clean	4.0	0.8	17.3	108.4	0.9	449.8	1.9	0.5	5.3
35-sparse-noisy	12.1	1.9	147.8	514.0	6.4	602.3	275.1	6.8	605.2
35-normal-clean	76.0	14.2	188.6	378.5	21.8	600.8	23.2	1.6	80.6
35-normal-noisy	195.3	31.8	589.7	739.3	132.1	600.7	394.7	45.3	602.4
50-sparse-clean	2.6	0.6	21.9	176.3	1.1	519.9	3.8	0.7	12.9
50-sparse-noisy	28.1	2.2	285.4	827.7	6.6	602.3	523.9	6.9	605.1
50-normal-clean	362.0	46.8	509.9	692.1	153.6	602.1	187.2	2.5	139.4
50-normal-noisy	601.6	194.8	578.2	903.9	341.1	601.0	649.8	146.2	601.6

can be recovered by  $\text{MIP}(1)$ .

Figure 6: Rank-10 binary matrix completion of artificial matrices with 5 – 30% missing entries



### 5.5. Comparing Integer Programming Approaches Against Heuristics

In this section, we compare our integer programming approaches against the most widely used  $k$ -BMF heuristics. The heuristic algorithms we evaluate include the ASSO algorithm [4, 1], the alternating iterative local search algorithm (ASSO++) of [23] which uses ASSO as a starting point, and the penalty objective formulation (pymf) of [5] via the implementation of [35]. We also compute rank- $k$  NMF and binarise it with a threshold of 0.5. The exact details and parameters used in the computations can be found in Appendix F. In addition, we use a new heuristic which sequentially finds  $k$  rank-1 binary matrices using any heuristic

for Bipartite Binary Quadratic Programming as a subroutine. We refer to this heuristic as *k-Greedy*. For a precise outline see Algorithm 1.

---

**Algorithm 1:** Greedy algorithm for *k*-BMF (*k*-Greedy)

---

Input:  $X \in \{0, 1\}^{n \times m}$ ,  $k \in \mathbb{Z}_+$ .

Set  $H \in \{-1, 0, 1\}^{n \times m}$  to  $h_{ij} = 2x_{ij} - 1$  for  $(i, j) \in E \cup \bar{E}$  and  $h_{ij} = 0$  otherwise.

**for**  $\ell \in [k]$  **do**

$\mathbf{a}, \mathbf{b} = \text{BBQP}(H)$  // compute a rank-1 binary matrix via any algorithm for BBQP

$A_{:, \ell} = \mathbf{a}$

$B_{\ell, :} = \mathbf{b}^\top$

$H[\mathbf{a}\mathbf{b}^\top == 1] = 0$  // set entries of  $H$  to zero that are covered

**end**

Output:  $A \in \{0, 1\}^{n \times k}$ ,  $B \in \{0, 1\}^{k \times m}$

---

We compute CIP<sub>F</sub> using CPLEX with a time limit of 20 mins and provide the heuristic solutions of ASSO++ and *k*-Greedy as a warm start to it. The column generation approach results are obtained by generating columns for 20 mins using formulation MLP(1) with a warm start of initial columns obtained from ASSO++ and *k*-Greedy, then solving MIP(1) over the generated columns. Table 4 shows the factorisation error in  $\|\cdot\|_F^2$  after evaluating the above described methods on all real-world datasets without missing entries for  $k = 2, 5, 10$ . The best result for each instance is indicated in boldface.

Table 4: Comparison of factorisation error in  $\|\cdot\|_F^2$  for two IP based methods and five *k*-BMF heuristics

		MIP(1)	CIP	ASSO++	<i>k</i> -Greedy	pymf	ASSO	NMF
k=2	zoo	272	<b>271</b>	276	325	276	367	291
	heart	<b>1185</b>	1187	1187	1204	1241	1251	1254
	lymp	1184	<b>1180</b>	1202	1201	1228	1352	1366
	apb	<b>776</b>	<b>776</b>	<b>776</b>	<b>776</b>	794	778	809
k=5	zoo	<b>125</b>	133	133	233	142	354	163
	heart	<b>736</b>	738	738	748	835	887	995
	lymp	<b>991</b>	1029	1039	1063	1062	1352	1158
	apb	<b>683</b>	690	694	690	730	719	762
k=10	zoo	<b>40</b>	41	55	184	96	354	153
	heart	<b>419</b>	<b>419</b>	<b>419</b>	565	581	694	995
	lymp	<b>732</b>	805	812	819	987	1352	1143
	apb	<b>572</b>	590	591	611	602	661	689

While integer programming based approaches are able to handle missing entries by simply dropping the constraints corresponding to missing entries and setting their objective coefficients to 0, the  $k$ -BMF heuristics ASSO, ASSO++ and pymf cannot so simply be adjusted to handle missing entries. Rank- $k$  NMF however, which is not a specific  $k$ -BMF heuristic but can be applied with a rounding, has available implementations that are able to handle missing entries [36]. Our next experiment compares our integer programming approaches against  $k$ -Greedy and NMF on the real datasets that have missing entries. Table 5 shows the results.

Table 5: Comparison of factorisation error in  $\|\cdot\|_F^2$  for real-world data with missing entries

		MIP(1)	CIP	$k$ -Greedy	NMF
k=2	tumor	1369	<b>1351</b>	1375	1875
	hepatitis	<b>1264</b>	1336	1416	1426
	audio	<b>1414</b>	1424	1424	2361
	votes	<b>1246</b>	<b>1246</b>	<b>1246</b>	1305
k=5	tumor	<b>957</b>	1003	1010	1729
	hepatitis	<b>1174</b>	1233	1233	1696
	audio	<b>1061</b>	1094	1094	2361
	votes	<b>753</b>	875	877	1372
k=10	tumor	<b>514</b>	631	641	1974
	hepatitis	<b>911</b>	1058	1058	2388
	audio	<b>769</b>	873	877	2361
	votes	<b>239</b>	649	653	2384

## 6. Conclusions and further work

In this paper we investigated the rank- $k$  binary matrix factorisation problem from an integer programming perspective. We analysed a compact and two exponential size integer programming formulations for the problem and made a comparison on the strength of the formulations' LP-relaxations. We introduced a new objective function, which slightly differs from the traditional squared Frobenius objective in attributing a weight to zero entries of the input matrix that is proportional to the number of times the zero is erroneously covered in a rank- $k$  factorisation. In addition, we discussed a computational approach based on column generation to solve one of the exponential size formulations and reported several computational experiments to demonstrate the applicability of our formulations on real world and artificial datasets.

Future research directions that could be explored include developing faster exact algorithms for the pricing problem and once the pricing problems are solved more efficiently, a full branch-and-price implementation would be interesting to explore.

## References

## References

- [1] P. Miettinen, T. Mielikäinen, A. Gionis, G. Das, H. Mannila, The discrete basis problem, *IEEE Trans. on Knowl. and Data Eng.* 20 (10) (2008) 1348–1362. doi:10.1109/TKDE.2008.53.
- [2] G. Golub, C. Van Loan, *Matrix Computations*, 2nd Edition, Johns Hopkins University Press, Baltimore, 1989.
- [3] D. Lee, H. Sebastian Seung, Learning the parts of objects by non-negative matrix factorization, *Nature* 401 (1999) 788–91.
- [4] P. Miettinen, T. Mielikäinen, A. Gionis, G. Das, H. Mannila, The discrete basis problem, in: J. Fürnkranz, T. Scheffer, M. Spiliopoulou (Eds.), *Knowledge Discovery in Databases: PKDD 2006*, Springer Berlin Heidelberg, Berlin, Heidelberg, 2006, pp. 335–346.
- [5] Z. Zhang, T. Li, C. Ding, X. Zhang, Binary matrix factorization with applications, in: *Proceedings of the 2007 Seventh IEEE International Conference on Data Mining, ICDM '07*, IEEE Computer Society, USA, 2007, p. 391–400.
- [6] H. Lu, J. Vaidya, V. Atluri, Optimal boolean matrix decomposition: Application to role engineering, in: *Proceedings of the 2008 IEEE 24th International Conference on Data Engineering, ICDE '08*, IEEE Computer Society, Washington, DC, USA, 2008, pp. 297–306.
- [7] H. Lu, J. Vaidya, V. Atluri, An optimization framework for role mining., *Journal of Computer Security* 22 (1) (2014) 1 – 31.
- [8] T. Li, A general model for clustering binary data, in: *Proceedings of the Eleventh ACM SIGKDD International Conference on Knowledge Discovery in Data Mining, KDD '05*, Association for Computing Machinery, New York, NY, USA, 2005, p. 188–197.
- [9] S. D. Monson, N. J. Pullman, R. Rees, A survey of clique and biclique coverings and factorizations of  $(0,1)$ -matrices, *Bulletin – Institute of Combinatorics and its Applications* 14 (1995) 17–86.
- [10] K. Kim, *Boolean Matrix Theory and Applications*, Monographs and textbooks in pure and applied mathematics, Dekker, 1982.
- [11] M. Conforti, G. Cornuejols, G. Zambelli, *Integer Programming*, Springer Publishing Company, Incorporated, 2014.
- [12] J. Orlin, Contentment in graph theory: Covering graphs with cliques, *Indagationes Mathematicae (Proceedings)* 80 (5) (1977) 406 – 424. doi:10.1016/1385-7258(77)90055-5.
- [13] M. R. Garey, D. S. Johnson, *Computers and Intractability: A Guide to the Theory of NP-Completeness*, W. H. Freeman & Co., New York, NY, USA, 1979.
- [14] T. Jiang, B. Ravikumar, Minimal nfa problems are hard, *SIAM J. Comput.* 22 (6) (1993) 1117–1141. doi:10.1137/0222067. URL <http://dx.doi.org/10.1137/0222067>
- [15] H. U. Simon, On approximate solutions for combinatorial optimization problems, *SIAM J. Discrete Math.* 3 (1990) 294–310.
- [16] P. Chalermsook, S. Heydrich, E. Holm, A. Karrenbauer, Nearly tight approximability results for minimum biclique cover and partition, in: A. S. Schulz, D. Wagner (Eds.), *Algorithms - ESA 2014*, Springer Berlin Heidelberg, Berlin, Heidelberg, 2014, pp. 235–246.
- [17] N. Gillis, S. A. Vavasis, On the complexity of robust pca and l1-norm low-rank matrix approximation, *Mathematics of Operations Research* 43 (4) (2018) 1072–1084.
- [18] M. Koyutürk, A. Grama, N. Ramakrishnan, Algebraic techniques for analysis of large discrete-valued datasets, in: *Proceedings of the 6th European Conference on Principles of Data Mining and Knowledge Discovery, PKDD '02*, Springer-Verlag, London, UK, UK, 2002, pp. 311–324.

- [19] M. Koyutürk, A. Grama, Proximus: A framework for analyzing very high dimensional discrete-attributed datasets, in: Proceedings of the Ninth ACM SIGKDD International Conference on Knowledge Discovery and Data Mining, KDD '03, ACM, New York, NY, USA, 2003, pp. 147–156.
- [20] B.-H. Shen, S. Ji, J. Ye, Mining discrete patterns via binary matrix factorization, in: Proceedings of the 15th ACM SIGKDD International Conference on Knowledge Discovery and Data Mining, KDD '09, ACM, New York, NY, USA, 2009, pp. 757–766.
- [21] Z. Shi, L. Wang, L. Shi, Approximation method to rank-one binary matrix factorization, in: 2014 IEEE International Conference on Automation Science and Engineering (CASE), 2014, pp. 800–805.
- [22] M. Beckerleg, A. Thompson, A divide-and-conquer algorithm for binary matrix completion, Linear Algebra and its Applications 601 (2020) 113–133. doi:<https://doi.org/10.1016/j.laa.2020.04.017>.  
URL <https://www.sciencedirect.com/science/article/pii/S0024379520302111>
- [23] F. Barahona, J. Goncalves, Local search algorithms for binary matrix factorization, <https://github.com/IBM/binary-matrix-factorization/blob/master/code>, last accessed on 2020-04-21 (2019).
- [24] R. A. Kovacs, O. Gunluk, R. A. Hauser, Low-rank boolean matrix approximation by integer programming, in: NIPS, Optimization for Machine Learning Workshop, 2017, [https://opt-ml.org/papers/OPT2017\\_paper\\_34.pdf](https://opt-ml.org/papers/OPT2017_paper_34.pdf). arXiv:1803.04825.
- [25] G. P. McCormick, Computability of global solutions to factorable nonconvex programs: Part i – convex underestimating problems, Math. Program. 10 (1) (1976) 147–175.
- [26] R. A. Kovacs, O. Gunluk, R. A. Hauser, Binary matrix factorisation via column generation, To appear in Proceedings of the AAAI Conference on Artificial Intelligence 2021 (2021). arXiv:2011.04457.
- [27] M. Padberg, The boolean quadric polytope: Some characteristics, facets and relatives, Math. Program. 45 (1) (1989) 139–172.
- [28] C. Barnhart, E. L. Johnson, G. L. Nemhauser, M. W. P. Savelsbergh, P. H. Vance, Branch-and-price: Column generation for solving huge integer programs, Operations Research 46 (3) (1998) 316–329.
- [29] M. E. Lübbecke, J. Desrosiers, Selected topics in column generation, Operations Research 53 (6) (2005) 1007–1023.
- [30] D. Karapetyan, A. P. Punnen, Heuristic algorithms for the bipartite unconstrained 0-1 quadratic programming problem, arXiv 1210.3684 (2013). arXiv:1210.3684.
- [31] R. Peeters, The maximum edge biclique problem is np-complete, Discrete Applied Mathematics 131 (3) (2003) 651 – 654.
- [32] D. Dua, C. Graff, UCI machine learning repository, last accessed on 2020-06-11 (2017).  
URL <http://archive.ics.uci.edu/ml>
- [33] V. Krebs, Amazon political books, last accessed on 2020-06-11 (2008).  
URL <http://moreno.ss.uci.edu/data.html#books>
- [34] CPLEX Optimization, Inc., Incline Village, NV, Using the CPLEX Callable Library, V.12.8 (2018).
- [35] C. Schinnerl, Pymf - python matrix factorization module, last accessed on 2021-03-11 (2017).  
URL <https://github.com/ChrisSchinnerl/pymf3>
- [36] Y. Li, A. Ngom, The non-negative matrix factorization toolbox for biological data mining, Source Code for Biology and Medicine 8 (2012) 10 – 10.
- [37] R. Forsyth, Uci machine learning repository: Zoo data set, last accessed on 2020-06-11 (1990).  
URL <http://archive.ics.uci.edu/ml/datasets/Zoo>
- [38] I. Kononenko, B. Cestnik, Uci mach. learn. rep.: Primary tumor domain, last accessed on 2020-06-11 (1988).  
URL <https://archive.ics.uci.edu/ml/datasets/Primary+Tumor>
- [39] G. Gong, Uci machine learning repository: Hepatitis data set, last accessed on 2020-06-11 (1988).  
URL <https://archive.ics.uci.edu/ml/datasets/Hepatitis>

- [40] K. J. Cios, L. A. Kurgan, Uci machine learning repository: Spect heart data, last accessed on 2020-06-11 (2001).  
URL <https://archive.ics.uci.edu/ml/datasets/spect+heart>
- [41] I. Kononenko, B. Cestnik, Uci machine learning repository: Lymphography data set, last accessed on 2020-06-11 (1988).  
URL <https://archive.ics.uci.edu/ml/datasets/Lymphography>
- [42] R. Quinlan, Uci machine learning repository: Audiology (standardized) data set, last accessed on 2020-06-11 (1992).  
URL [http://archive.ics.uci.edu/ml/datasets/audiology+\(standardized\)](http://archive.ics.uci.edu/ml/datasets/audiology+(standardized))
- [43] J. Schlimmer, Uci machine learning repository: 1984 US Cong. Voting Records Database, last accessed on 2020-06-11 (1987).  
URL <https://archive.ics.uci.edu/ml/datasets/Congressional+Voting+Records>

## Appendix

### A. Heuristics for the Pricing Problem

The greedy algorithm of [30] aims to set entries of  $\mathbf{a}$  and  $\mathbf{b}$  to 1 which correspond to rows and columns of  $H$  with the largest positive weights. In the first phase of the algorithm, the row indices  $i$  of  $H$  are put in decreasing order according to their sum of positive entries, so  $\gamma_i^+ \geq \gamma_{i+1}^+$  where  $\gamma_i^+ := \sum_{j=1}^m \max(0, h_{ij})$ . Then sequentially according to this ordering,  $a_i$  is set to 1 if  $\sum_{j=1}^m \max(0, \sum_{\ell=1}^{i-1} a_\ell h_{\ell j}) < \sum_{j=1}^m \max(0, \sum_{\ell=1}^i a_\ell h_{\ell j})$  and 0 otherwise. In the second phase,  $b_j$  is set to 1 if  $(\mathbf{a}^\top H)_j > 0$ , 0 otherwise. The precise outline of the greedy algorithm is given in Algorithm 2. For  $H \in \mathbb{R}^{n \times m}$  with  $n$  or  $m$  less than 3 Algorithm 2 provides the optimal solution and for other instances it has an approximation ratio of  $1/(\min(n, m) - 1)$  otherwise [30].

---

#### Algorithm 2: Greedy Algorithm for BBQP (Greedy)

---

Input:  $H \in \mathbb{R}^{n \times m}$

**Phase I.** Order  $i \in [n]$  so that  $\gamma_i^+ \geq \gamma_{i+1}^+$ .

Set  $\mathbf{a} = \mathbf{0}_n$ ,  $\mathbf{s} = \mathbf{0}_m$ .

**for**  $i \in [n]$  **do**

$f_{i-1} = \sum_{j=1}^m \max(0, s_j)$

$f_i = \sum_{j=1}^m \max(0, s_j + h_{ij})$

**if**  $f_{i-1} < f_i$  **then**

        Set  $a_i = 1$ ,  $\mathbf{s} = \mathbf{s} + \mathbf{h}_i$

**end**

**end**

**Phase II.**

Set  $\mathbf{b} = \mathbf{0}_m$ .

**for**  $j \in [m]$  **do**

**if**  $(\mathbf{a}^\top H)_j > 0$  **then**

        Set  $b_j = 1$

**end**

**end**

Output:  $\mathbf{a} \in \{0, 1\}^n$ ,  $\mathbf{b} \in \{0, 1\}^m$

---

There are many variants of Greedy one can explore. First, the solution greatly depends on the ordering of  $i$ 's in the first phase. If for some  $i_1 \neq i_2$  we have  $\gamma_{i_1}^+ = \gamma_{i_2}^+$ , comparing the sum of negative entries of rows  $i_1$  and  $i_2$  can put more “influential” rows of  $H$  ahead in the ordering. Let us call this ordering the *revised ordering* and the one which only compares the positive sums as the *original ordering*. Another option is to use a completely *random order* of  $i$ 's or to apply a small perturbation to sums  $\gamma_i^+$  to get a *perturbed* version of the revised or original ordering. None of the above ordering strategies clearly dominates the others in all cases but they are fast to compute hence one can evaluate all five ordering strategies (original, revised,

original perturbed, revised perturbed, random) and pick the best one. Second, the algorithm as presented above first fixes  $\mathbf{a}$  and then  $\mathbf{b}$ . Changing the order of fixing  $\mathbf{a}$  and  $\mathbf{b}$  can yield a different result hence it is best to try for both  $H$  and  $H^\top$ . In general, it is recommended to start the first phase on the smaller dimension [30]. Third, the solution from Greedy may be improved by computing the optimal  $\mathbf{a}$  with respect to fixed  $\mathbf{b}$ . This idea as previously mentioned then can be used to fix  $\mathbf{a}$  and  $\mathbf{b}$  in an alternating fashion and stop when no changes occur in either. We summarise the alternating heuristic in Algorithm 3

---

**Algorithm 3:** Alternating Heuristic for BBQP (Alt)

---

Input:  $H \in \mathbb{R}^{n \times m}$ ,  $\mathbf{a}^{(0)} \in \{0, 1\}^n$ ,  $\mathbf{b}^{(0)} \in \{0, 1\}^m$ .

**for**  $\ell = 1, 2, \dots$  **do**

$\mathbf{a}^{(\ell)}[H\mathbf{b}^{(\ell-1)} > 0] = 1$

$\mathbf{a}^{(\ell)}[H\mathbf{b}^{(\ell-1)} \leq 0] = 0$

**if**  $\mathbf{a}^{(\ell)} == \mathbf{a}^{(\ell-1)}$  **then**

$\perp$  Break

$\mathbf{b}^{(\ell)}[(\mathbf{a}^{(\ell)})^\top H > 0] = 1$

$\mathbf{b}^{(\ell)}[(\mathbf{a}^{(\ell)})^\top H \leq 0] = 0$

**if**  $\mathbf{b}^{(\ell)} == \mathbf{b}^{(\ell-1)}$  **then**

$\perp$  Break

Output:  $\mathbf{a}^{(\ell)} \in \{0, 1\}^n$ ,  $\mathbf{b}^{(\ell)} \in \{0, 1\}^m$

---

In Section 5.2 we use the above described heuristics for the pricing problem in column generation. At each iteration of the column generation procedure, 30 variants of the greedy heuristic of [30] are computed to obtain an initial feasible solution to PP. The 30 variants of the greedy algorithm use the original and revised ordering, their transpose and perturbed version and 22 random orderings. All greedy solutions are improved by the alternating heuristic until no further improvement is found.

### B. Synthetic Datasets

Table B.1 gives a summary of the parameters used to generate our synthetic dataset. For a synthetic binary matrix  $X$ ,  $n \times m$  is the dimension of  $X$ ,  $\kappa$  is the Boolean rank which was used to generate  $X$ , and  $n' \times m'$  is the dimension obtained after removing zero and duplicate row and columns of  $X$ .

### C. Real World Datasets

The following datasets were used in the experiments:

- The Zoo dataset (*zoo*) [37] describes 101 animals with 16 characteristic features. All but one feature is binary. The categorical column which records the number of legs an animal has, is converted into two new binary columns indicating if the number of legs is *less than or equal* or *greater* than four. The size of the resulting fully binary dataset is  $101 \times 17$ .

Table B.1: Parameters of the synthetic dataset

(n-sparsity-noise)	$n \times m$	$\kappa$	0s%	noise%	#instances	$n' \times m'$
20-sparse-clean	$20 \times 20$	10	75	0	10	$14 \times 15$
20-sparse-noisy				5		$19 \times 19$
20-normal-clean			50	0		$18 \times 18$
20-normal-noisy				5		$19 \times 20$
35-sparse-clean	$35 \times 20$	10	75	0	10	$22 \times 15$
35-sparse-noisy				5		$31 \times 19$
35-normal-clean			50	0		$29 \times 18$
35-normal-noisy				5		$34 \times 20$
50-sparse-clean	$50 \times 20$	10	75	0	10	$30 \times 15$
50-sparse-noisy				5		$45 \times 20$
50-normal-clean			50	0		$40 \times 18$
50-normal-noisy				5		$48 \times 20$

- The Primary Tumor dataset (*tumor*) [38] contains observations on 17 tumour features detected in 339 patients. The features are represented by 13 binary variables and 4 categorical variables with discrete options. The 4 categorical variables are converted into 11 binary variables representing each discrete option. Two missing values in the binary columns are set to value 0. The final dimension of the dataset is  $339 \times 24$ .
- The Hepatitis dataset (*hepat*) [39] consists of 155 samples of medical data of patients with hepatitis. The 19 features of the dataset can be used to predict whether a patient with hepatitis will live or die. 6 of the 19 features take numerical values and are converted into 12 binary features corresponding to options: *less than or equal to the median value*, and *greater than the median value*. The column that stores the sex of patients is converted into two binary columns corresponding to labels man and female. The remaining 12 columns take values *yes* and *no* and are converted into 24 binary columns. The raw dataset contains 167 missing values, and according to the above binarisation if a sample has missing entry for an original feature it will have 0's in both columns binarised from that original feature. The final binary dataset has dimension  $155 \times 38$ .
- The SPECT Heart dataset (*heart*) [40] describes cardiac Single Proton Emission Computed Tomography images of 267 patients by 22 binary feature patterns. 25 patients' images contain none of the features and are dropped from the dataset, hence the final dimension of the dataset is  $242 \times 22$ .



- The Lymphography dataset (*lymp*) [41] contains data about lymphography examination of 148 patients. 8 features take categorical values and are expanded into 33 binary features representing each categorical value. One column is numerical and we convert it into two binary columns corresponding to options: *less than or equal to median value*, and *larger than median value*. The final binary dataset has dimension  $148 \times 44$ .
- The Audiology Standardized dataset (*audio*) [42] contains clinical audiology records on 226 patients. The 69 features include patient-reported symptoms, patient history information, and the results of routine tests which are needed for the evaluation and diagnosis of hearing disorders. 9 features that are categorical valued are binarised into 34 new binary variables indicating if a discrete option is selected. The final dimension of the dataset is  $226 \times 94$ .
- The Amazon Political Books dataset (*books*) [33] contains binary data about 105 US politics books sold by Amazon.com. Columns correspond to books and rows represent frequent co-purchasing of books by the same buyers. The dataset has dimension  $105 \times 105$ .
- The 1984 United States Congressional Voting Records dataset (*votes*) [43] includes votes for each of the U.S. House of Representatives Congressmen on the 16 key votes identified by the CQA. The 16 categorical variables taking values of “voted for”, “voted against” or “did not vote”, are converted into 32 binary variables. One congressman did not vote for any of the bills and its corresponding row of zero is dropped. The final binary dataset has dimension  $434 \times 32$ .

#### D. Obtaining Integer Feasible Solutions

Table D.1 and D.2 show a comparison of error and time when solving  $\text{MIP}_F$  and  $\text{MIP}(1)$  on columns generated by  $\text{MLP}_F$  and  $\text{MLP}(1)$ .

#### E. Experimental Comparison of Formulations

Let  $\text{CIP}(1)$  be the compact formulation with the objective function  $\zeta(1)$  from Section 3. Table E.1 shows the relative gap and in parenthesis the time taken for the computation of  $\text{MLP}(1)$  plus  $\text{MIP}(1)$  and  $\text{CIP}(1)$  on the synthetic complete dataset. Each row corresponds to the average of values obtained for 10 matrices of the same size, sparsity and noise level. The values in columns  $\text{MIP}(1)$  correspond to first computing  $\text{MLP}(1)$  via column generation with a time limit of 600 seconds and then solving a Restricted  $\text{MIP}(1)$  ( $\text{RMIP}(1)$ ) over the columns generated by  $\text{MLP}(1)$  with a time limit of 300 seconds. The relative gap in this case is computed as  $100 \cdot (\zeta_{\text{RMIP}(1)} - \zeta_{\text{DMP}(1)}) / \zeta_{\text{RMIP}(1)}$  where  $\text{MDP}(1)$  is the dual bound that CG provides us with while solving  $\text{MLP}(1)$ . The times for  $\text{MIP}(1)$  shown correspond to the sum of the computation times of  $\text{MLP}(1)$  and  $\text{RMIP}(1)$ . Notice that while in theory this could go up to 900 seconds, it never hits this limit. The value shown for  $\text{CIP}(1)$  are the results obtained by solving the formulation in CPLEX with a time limit

Table D.1: Factorisation error of (and time taken to obtain) integer feasible solutions by MIP(1) and MIP<sub>F</sub> from columns generated by MLP(1)

complete data	k=2		k=5		k=10	
(n-sparsity-noise)	MIP(1)	MIP <sub>F</sub>	MIP(1)	MIP <sub>F</sub>	MIP(1)	MIP <sub>F</sub>
20-sparse-clean	47 (0.0)	47 (0.0)	16 (0.0)	16 (0.0)	0 (0.0)	0 (0.0)
20-sparse-noisy	59 (0.0)	59 (0.0)	30 (0.0)	30 (0.0)	10 (0.0)	10 (0.0)
20-normal-clean	70 (0.0)	69 (0.3)	27 (0.1)	27 (2.7)	0 (0.0)	0 (0.0)
20-normal-noisy	78 (0.1)	78 (0.9)	40 (0.5)	39 (76.5)	10 (0.5)	10 (3.4)
35-sparse-clean	84 (0.0)	84 (0.1)	34 (0.0)	34 (0.1)	0 (0.0)	0 (0.0)
35-sparse-noisy	107 (0.0)	107 (0.1)	60 (0.0)	60 (0.6)	23 (0.1)	23 (0.2)
35-normal-clean	125 (0.4)	124 (2.2)	54 (0.8)	53 (154.8)	0 (0.0)	0 (0.1)
35-normal-noisy	143 (0.6)	141 (4.9)	80 (4.1)	80 (245.4)	25 (2.0)	24 (114.2)
50-sparse-clean	126 (0.0)	126 (0.0)	50 (0.0)	50 (0.1)	0 (0.0)	0 (0.0)
50-sparse-noisy	156 (0.0)	156 (0.1)	89 (0.0)	89 (0.2)	36 (0.0)	36 (0.2)
50-normal-clean	198 (1.4)	197 (8.2)	91 (30.9)	91 (173.4)	0 (0.1)	0 (0.1)
50-normal-noisy	218 (2.2)	218 (41.4)	123 (39.7)	126 (271.1)	44 (10.1)	44 (165.8)

Table D.2: Factorisation error of (and time taken to obtain) integer feasible solutions by MIP(1) and MIP<sub>F</sub> from columns generated by MLP( $\frac{1}{k}$ )

complete data	k=2		k=5		k=10	
(n-sparsity-noise)	MIP(1)	MIP <sub>F</sub>	MIP(1)	MIP <sub>F</sub>	MIP(1)	MIP <sub>F</sub>
20-sparse-clean	50 (0.0)	50 (0.2)	21 (0.0)	21 (2.6)	0 (0.0)	0 (0.0)
20-sparse-noisy	64 (0.0)	64 (0.6)	42 (0.1)	43 (219.0)	11 (0.2)	11 (6.3)
20-normal-clean	76 (0.2)	75 (3.9)	30 (0.5)	31 (289.6)	0 (0.1)	0 (0.2)
20-normal-noisy	85 (0.3)	85 (6.3)	47 (1.2)	47 (300.4)	11 (0.6)	11 (54.2)
35-sparse-clean	91 (0.0)	91 (1.5)	39 (0.2)	39 (98.9)	0 (0.1)	0 (0.1)
35-sparse-noisy	114 (0.1)	113 (3.1)	81 (0.5)	84 (300.7)	28 (0.3)	28 (229.9)
35-normal-clean	136 (1.0)	134 (19.1)	61 (2.0)	65 (300.8)	0 (0.8)	0 (11.9)
35-normal-noisy	154 (1.6)	154 (58.9)	93 (6.2)	102 (301.3)	28 (2.1)	31 (301.0)
50-sparse-clean	137 (0.0)	136 (0.8)	61 (0.2)	61 (160.0)	0 (0.8)	0 (0.2)
50-sparse-noisy	167 (0.1)	166 (6.5)	128 (0.7)	135 (301.5)	46 (0.6)	50 (301.5)
50-normal-clean	215 (2.2)	215 (131.6)	100 (34.4)	106 (302.1)	0 (0.8)	0 (153.7)
50-normal-noisy	238 (5.7)	237 (226.4)	149 (95.8)	169 (302.9)	51 (39.4)	62 (302.5)

of 600 seconds. Observe that IP(1) hits the time limit for almost all cases of  $k = 5$  and for all noisy matrices for  $k = 10$ . The difference between the two formulations becomes evident for  $k = 5, 10$ : MIP(1) achieves a much smaller gap. We need to emphasise that we do not do any branching when solving MIP(1), whereas CPLEX performs countless branching and cuts on CIP(1).

In contrast to objective  $\zeta(1)$ , when comparing the compact and exponential formulations under the original squared Frobenius norm objective, Table E.2 shows that MLP<sub>F</sub> does not provide such a tight bound and the gap in many instances is larger than for the CIP. Implementing a full branch and price algorithm for MIP<sub>F</sub> hence would be beneficial.

#### F. Heuristics for $k$ -BMF

We may consider many variants of  $k$ -Greedy based on the ordering used in the subroutine Greedy( $H$ ) to get a rank-1 matrix. In addition one may consider a mixed variant in which at every step  $\ell \in [k]$  we compute many rank-1 matrices using different orderings and pick the one that minimises the error. In practice, we observe the mixed variant on average outperforms other variants. Furthermore, one can also consider running  $k$ -Greedy on  $X$  or a preprocessed version of  $X$  in which there are no zero rows or columns and no duplicate rows or columns. In this case,  $H$  needs to be scaled by the weight vector corresponding to the row and column repetitions. However, we found that it is slightly better in practice to run  $k$ -Greedy on the original

Table E.1: Percentage relative gap and total time taken in seconds for MIP(1) and CIP(1) on synthetic data

data (n-sparsity-noise)	k=2		k=5		k=10	
	MIP(1)	CIP(1)	MIP(1)	CIP(1)	MIP(1)	CIP(1)
20-sparse-clean	0.0 (0.4)	0.0 (0.9)	0.0 (0.4)	0.0 (100.6)	0.0 (0.4)	0.0 (2.1)
20-sparse-noisy	0.2 (0.6)	0.0 (12.9)	0.0 (0.8)	52.2 (600.7)	0.0 (1.8)	81.7 (603.2)
20-normal-clean	0.9 (3.5)	0.0 (29.8)	6.2 (5.4)	43.6 (584.4)	30.0 (1.0)	0.0 (19.1)
20-normal-noisy	1.4 (5.4)	2.0 (213.2)	10.3 (17.6)	73.6 (600.5)	22.0 (8.0)	97.4 (602.2)
35-sparse-clean	0.0 (0.8)	0.0 (5.9)	0.6 (0.9)	13.2 (322.6)	0.0 (0.5)	0.0 (7.0)
35-sparse-noisy	0.0 (1.9)	0.0 (70.9)	0.9 (6.4)	65.2 (600.8)	0.0 (6.8)	93.7 (605.1)
35-normal-clean	2.5 (14.2)	0.0 (81.9)	7.0 (21.8)	60.4 (600.4)	0.0 (1.6)	0.0 (60.2)
35-normal-noisy	2.5 (31.8)	5.8 (506.1)	11.7 (132.1)	82.6 (600.5)	13.4 (45.3)	99.3 (602.4)
50-sparse-clean	0.0 (0.6)	0.0 (10.6)	0.2 (1.1)	23.5 (402.5)	0.0 (0.7)	0.0 (10.3)
50-sparse-noisy	0.0 (2.2)	3.9 (247.6)	0.4 (6.6)	70.0 (601.0)	0.3 (6.9)	95.1 (605.4)
50-normal-clean	2.4 (46.8)	6.3 (366.1)	5.8 (153.6)	77.1 (600.8)	0.0 (2.5)	10.0 (164.4)
50-normal-noisy	2.2 (194.8)	19.4 (586.7)	9.2 (341.1)	86.4 (601.1)	9.5 (146.2)	100.0 (602.1)

Table E.2: Percentage relative gap and total time taken in seconds for MIP<sub>F</sub> and CIP<sub>F</sub> on synthetic data

data (n-sparsity-noise)	k=2		k=5		k=10	
	MIP <sub>F</sub>	CIP <sub>F</sub>	MIP <sub>F</sub>	CIP <sub>F</sub>	MIP <sub>F</sub>	CIP <sub>F</sub>
20-sparse-clean	24.2 (1.1)	0.0 (1.6)	72.8 (4.6)	4.0 (169.7)	0.0 (0.7)	0.0 (1.9)
20-sparse-noisy	25.0 (2.7)	0.0 (21.8)	73.7 (233.7)	58.6 (601.6)	81.4 (10.9)	85.8 (602.9)
20-normal-clean	39.5 (15.2)	0.0 (56.2)	79.1 (303.2)	54.3 (600.3)	20.0 (3.3)	0.0 (15.8)
20-normal-noisy	40.2 (31.3)	5.6 (295.5)	79.9 (336.6)	73.8 (600.8)	86.5 (65.2)	96.7 (602.0)
35-sparse-clean	27.5 (4.0)	0.0 (17.3)	73.3 (108.4)	24.3 (449.8)	10.0 (1.9)	0.0 (5.3)
35-sparse-noisy	25.1 (12.1)	0.0 (147.8)	73.7 (514.0)	68.2 (602.3)	85.6 (275.1)	95.5 (605.2)
35-normal-clean	40.6 (76.0)	0.0 (188.6)	80.4 (378.5)	66.0 (600.8)	0.0 (23.2)	0.0 (80.6)
35-normal-noisy	40.1 (195.3)	15.4 (589.7)	81.3 (739.3)	81.3 (600.7)	89.2 (394.7)	99.6 (602.4)
50-sparse-clean	25.3 (2.6)	0.0 (21.9)	73.0 (176.3)	28.7 (519.9)	10.0 (3.8)	0.0 (12.9)
50-sparse-noisy	22.7 (28.1)	5.7 (285.4)	74.2 (827.7)	73.0 (602.3)	85.8 (523.9)	97.4 (605.1)
50-normal-clean	41.8 (362.0)	13.9 (509.9)	80.1 (692.1)	78.7 (602.1)	0.0 (187.2)	0.0 (139.4)
50-normal-noisy	41.5 (601.6)	27.3 (578.2)	82.7 (903.9)	86.1 (601.0)	90.7 (649.8)	99.8 (601.6)

matrix and not the preprocessed one.

The following methods were evaluated for the comparison in Table 4.

- For the alternating iterative local search algorithm of [23] (ASSO++) we obtained the code from the author’s github page. The code implements two variants of the algorithm and we report the smaller error solution from two variants of it.
- For the method of [5], we used an implementation in the github pymf package by Chris Schinnerl and we ran it for 10000 iterations.
- We evaluated the heuristic method ASSO [4] which depends on a parameter and we report the best results across nine parameter settings ( $\tau \in \{0.1, 0.2, \dots, 0.9\}$ ). The code was obtained from the webpage of the author.
- In addition, we computed rank- $k$  non-negative matrix factorisation (NMF) and binarise it by a threshold of 0.5: after an NMF is obtained, values greater than 0.5 are set to 1, otherwise to 0. For the computation of NMF we used `sklearn.decomposition` module in Python.