

Emergent gapless topological Luttinger liquid

Sen Niu,^{1,2} Yucheng Wang,^{3,1,2} and Xiong-Jun Liu^{1,2,3,4,*}

¹*International Center for Quantum Materials and School of Physics, Peking University, Beijing 100871, China*

²*Collaborative Innovation Center of Quantum Matter, Beijing 100871, China*

³*Shenzhen Institute for Quantum Science and Engineering,
Southern University of Science and Technology, Shenzhen 518055, China*

⁴*CAS Center for Excellence in Topological Quantum Computation,
University of Chinese Academy of Sciences, Beijing 100190, China*

(Dated: October 23, 2021)

Gapless Luttinger liquid is conventionally viewed as topologically trivial, unless it hosts degenerate ground states and (or) entanglement spectrum, which necessitates partial degree of freedom to be gapped. Here we predict an emergent gapless topological Luttinger liquid which is beyond the conventional scenarios and is characterized by the nontrivial many-body bulk spin texture, and propose feasible scheme for experimental observation. We consider a one-dimensional spin-orbit coupled Fermi-Hubbard model with fractional filling, whose low-energy physics is effectively described by a spinless Luttinger liquid and is trivial in the conventional characterization. The central prediction is that, as being tuned by the filling factor and interaction strength, the many-body ground state may exhibit nontrivial winding in its bulk spin texture in the projected momentum space, manifesting an emergent topological phase. A topological transition occurs when the projected spin-state at a high symmetry momentum becomes fully mixed one, resulting from competing processes of particle scattering to the lower and higher subbands, for which the spin texture at such momentum point is ill-defined, but the Luttinger liquid keeps gapless through the transition. Surprisingly, at relatively small filling the ground state remains topologically nontrivial even at infinitely strong interaction. The results can be generalized to finite temperature which facilitates the real experimental detection. This work shows a novel gapless topological Luttinger liquid whose characterization is beyond the low-energy effective theory, and can be verified based on current experiments.

I. INTRODUCTION

The notion of topological quantum phases revolutionized the characterization of fundamental phases of quantum matter, out of the Landau theory of symmetry breaking paradigms. In particular, the discoveries of Quantum Hall effect [1, 2] and time reversal invariant topological insulators [3–7] have stimulated the extensive investigation and classification of free fermion topological phases [8–11]. The gapped topological phases are characterized by nontrivial bulk topological invariants and gapless boundary excitations linking to the bulk topology. The free-fermion topological states can be extended to correlated topological phases through the adiabatic principle in gapped systems [8–10]. Depending on the existence of long-range or short-range entanglement, the gapped many-body topological states can be classified into topologically ordered phases [12] or the symmetry protected topological (SPT) phases [13–17]. Unlike topological orders which are stable against arbitrary local perturbations, the SPT phases are stable against only symmetry-preserving perturbations.

Aside from the gapped phases, topological states have been also predicted in one dimensional (1D) correlated systems with bulk being partially gapless [21–31]. These 1D topological phases have gapless bulk excitations while

retain part of characteristics of gapped topological phases such as edge modes and degenerate entanglement spectrum. Conventionally, the gapless topological phases are realized in systems with spin-charge separation or constructed from decorated domain walls. For the systems with spin-charge separation [21, 22, 24–28], one degree of freedom is gapped and can be re-fermionized to a free fermion topological insulator in the continuum limit, while the other degree of freedom is a trivial gapless Luttinger liquid. The second type of gapless phases are constructed by extending the decorated domain wall mechanism for constructing gapped SPT phases [32]. As is known that one can apply a local unitary twist to entangle two local trivial gapped degrees of freedom to construct gapped SPT phases [32]. Similarly, one can use the similar unitary twist to entangle a trivial gapped degree of freedom with a trivial gapless degree of freedom to construct gapless SPT phases [29, 30]. We note that the both types of gapless phases require one gapped degree of freedom and are all characterized by protected edge modes and degenerate entanglement spectrum.

Nevertheless, so far the understanding of the gapless topological phases is still primitive. A natural question is that, whether the phases that are trivial according to the above conventional topological characterization are featureless and all the same? In this work we show that the answer is no by studying an interacting spin-orbit coupled (SOC) fermionic chain at fractional filling, and predict an emergent gapless topological Luttinger liquid characterized by nontrivial many-body spin texture. We uncover that the trivial Luttinger liquid in conventional

*Corresponding author: xiongjunliu@pku.edu.cn

characterization has two emergent phases classified by the winding numbers defined from many-body spin textures of the correlated ground state. This emergent topological phase predicted here is beyond the scope of the conventional topological phases featured by edge modes and degenerate entanglement spectrum.

The model of our study without interaction is a 1D AIII class topological insulator [33, 34], which was already realized in experiment [39]. In the presence of on-site Hubbard interaction, we observe the nontrivial features by analyzing the two different limits for the strongly repulsive interacting regime. First, for the parameter regime with half filling condition, i.e. $\nu = 1$, the tensor product many-body ground state is naturally captured as a trivial Mott insulator. Second, for the system with only a single fermion so that the filling factor $\nu \rightarrow 0$, one naively see that the eigenstates of the fermion form the topological band of the noninteracting Hamiltonian, say, the system is nontrivial in the band topology.

While the above trivial and nontrivial limits correspond to different definitions of topology, their physical features are expected to be fundamentally different. It is a nontrivial task to characterize the transition between such two limits, which cannot be captured in the conventional theory. First, in the view point of low energy physics, the ground state within $0 < \nu < 1$ is given from the gapless Luttinger liquid. Changing the Hamiltonian parameters only quantitatively modify the magnitude of Luttinger parameters. Thus the transition cannot be determined from low energy physics. Second, in the conventional characterization of topological phases, the ground state with $\nu < 1$ is trivial due to absence of edge modes and or degenerate entanglement spectrum (see numerical confirmation in Sec. V). Therefore a new topological characterization is necessary to distinguish physical features at different filling factors. In particular, we uncover that the gapless Luttinger liquid undergoes an emergent topological transition in varying the Hubbard interaction and filling factors, with the topological invariants in different phases defined by the many-body bulk spin texture. The main features are summarized below:

- (i) The ground state of the Luttinger liquid exhibits nontrivial many-body spin texture in the projected momentum space, which defines a winding number characterizing the emergent global topology of the phase. The winding number cannot be obtained from the low energy physics near Fermi points and, instead, is determined by the competing processes of particle scatterings to full lower- and higher-energy bands as illustrated by Fig. 1 (a).
- (ii) As illustrated from the phase diagram for winding number in Fig. 1 (b), two phases with nontrivial and trivial spin textures emerge in the Luttinger liquid for $0 < \nu < 1$. The winding number undergoes a discrete change across topological transition, and may be driven from zero to nonzero through varying filling factor ν or interaction U . Surpris-

ingly, at small filling factor the winding number remains nonzero even for infinitely large interaction.

- (iii) Due to gapless nature of the quantum state away from half filling, adiabatic connection is not applicable and the winding number is defined according to observable many-body spin texture. The stability of this topological invariant is guaranteed by the fact that the observable spin texture changes continuously with Hamiltonian parameters without crossing the transition point.
- (iv) The definition of many-body spin texture can be directly generalized to finite temperature. In this case the spin texture and winding number describe properties of Hamiltonian and low energy states. The features of spin textures and phase diagrams are similar to those of the ground state. The many-body spin texture in momentum space is directly observable in cold atom experiments [37, 38] via the spin-resolved time-of-flight imaging.

The manuscript is structured as follows. In Sec. II, after introducing the model, we define the bulk spin texture and the winding number which led to the discovery of emergent topological phase in this work. The quantization of the winding number and physical meaning of the winding number are also discussed. Through both analytical and numerical methods, we investigate the topological patterns of spin textures and the phase diagrams at zero temperature in Sec. III and finite temperature in Sec. IV. In Sec V we provide a comparison study on the emergent topological phase featured by topological spin textures and the conventional topological phases, with the ground state in the gapless ($\nu < 1$) and gapped ($\nu = 1$) regimes being investigated, respectively. Finally, the conclusion and outlook are presented in Sec. VI.

II. GENERIC THEORY: MODEL, DEFINITION AND FORMALISM

A. 1D topological model with interaction

We consider a 1D interacting SOC Hamiltonian $H = H_0 + H_I$ that consists of a two band AIII class topological model H_0 [34, 39] and repulsive on-site Hubbard interaction H_I . Using $\psi_i^\dagger = [c_{i,\uparrow}^\dagger, c_{i,\downarrow}^\dagger]$ notation the Hamiltonian has the form

$$\begin{aligned}
 H_0 = & -t_0 \sum_i (\psi_i^\dagger \tau_z \psi_{i+1} + h.c.) + \delta \sum_i (n_{i,\uparrow} - n_{i,\downarrow}) \\
 & + it_{so} \sum_i (\psi_i^\dagger \tau_y \psi_{i+1} + h.c.), \\
 H_I = & U \sum_i n_{i,\uparrow} n_{i,\downarrow}.
 \end{aligned} \tag{1}$$

Here $c_{i,\uparrow}^\dagger, c_{i,\downarrow}^\dagger$ denotes the fermionic creation operators for spin up and down, $\tau_{x/y/z}$ denotes Pauli matrices,

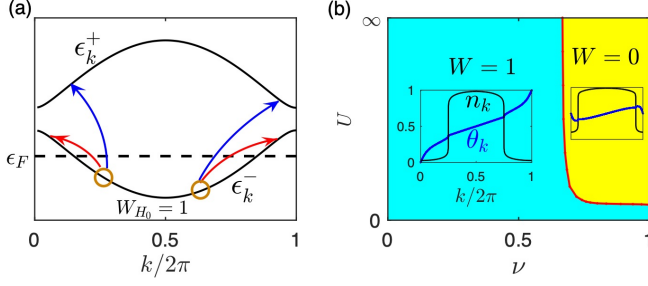


FIG. 1: Diagrammatic sketches for the many-body ground state of a 1D interacting spin-orbit coupled (SOC) system, and the typical phase diagram for winding number W of many-body spin texture. In (a), ϵ_k^\pm (black curves) denotes dispersion of upper/lower topological bands of noninteracting H_0 in Eq. (1) with winding number $W_{H_0} = \mp 1$. ϵ_F (black dashed line) denotes Fermi energy of the noninteracting ground state. The momentum space Hubbard interaction in Eq. (24) acting on noninteracting ground states generates two pairs of particle-hole excitations. A single pair of particle-hole excitation represented by the blue/red arrow indicates a particle filled below ϵ_F is excited to an upper/lower subband single-particle state above ϵ_F . (b) The typical phase diagram of ground state winding number W as a function of filling factor ν and interaction U , with W determined from many-body spin texture in Eq. (11). In insets blue (black) curves denotes typical spin direction θ_k (momentum distribution n_k) in momentum space.

(t_0, t_{so}, δ, U) denote the spin conserving hopping, spin flip hopping, Zeeman energy, and on-site repulsive energy, respectively. This Hamiltonian has been proposed in optical lattice [34], and the noninteracting part has been realized experimentally [39].

In momentum space, through Fourier transformation the noninteracting Hamiltonian H_0 is written as

$$H_0 = - \sum_k (h_k^y \psi_k^\dagger \tau_y \psi_k + h_k^z \psi_k^\dagger \tau_z \psi_k), \quad (2)$$

here $\psi_k^\dagger = [c_{k,\uparrow}^\dagger, c_{k,\downarrow}^\dagger]$ is the Fourier transformation of ψ_i^\dagger operator to momentum space, the Bloch Hamiltonian coefficients $h_k^{y/z}$ are $h_k^y = 2t_{so} \sin k$, $h_k^z = 2t_0 \cos k - \delta$, and the length of vector (h_k^y, h_k^z) is denoted as $h_k = \sqrt{(h_k^x)^2 + (h_k^y)^2}$. Without loss of generality, in this work we focus on the parameter region $t_{so} > 0, 0 < \delta < 2t_0$, and take $t_0 = 1$. The bands of H_0 are gapped and the lower subband has nontrivial band topology characterized by the nonzero winding number $W_{H_0} = 1$, defined as [11]

$$\theta_k^{H_0} = \frac{1}{2\pi} \arctan \frac{h_k^y}{h_k^z}, \quad (3)$$

$$W_{H_0} = \int_{FBZ} d\theta_k^{H_0}.$$

Here W_{H_0} characterizes the continuous map from the 1D FBZ to 1D sphere. The $\theta_k^{H_0}$ is the spin direction of the

lower subband in FBZ restricted to the range $[0, 1]$. Moreover, the condition that there are two fermi points in lower band for any $\nu < 1$, i.e., the dispersion of each band is monotone in half FBZ $k \in [0, \pi]$ (such as Fig. 1(a)) can be satisfied by choosing

$$\frac{\delta}{t_0} > 2| \frac{t_{so}^2}{t_0^2} - 1|. \quad (4)$$

In this parameter region, we shall see that the only possible fixed point at $\nu < 1$ is the trivial Luttinger liquid in the bosonization language and from the conventional picture. In the case with four Fermi points in the lower band, much more sophisticated bosonization analysis will be needed to reveal Luttinger liquid properties. Nevertheless, we shall find that the emergent topological phases are similar in both cases.

B. Definition and Formalism: many-body spin texture and winding number

Now we introduce the many-body spin texture and the corresponding winding number as a topological invariant. In this work, the phases with nontrivial winding number are called *emergent topological phases*. We first define spin operator in momentum space as

$$s_k^{x/y/z} = \psi_k^\dagger \tau_{x/y/z} \psi_k. \quad (5)$$

The observable momentum space many-body spin texture is defined via many-body ground state $|\psi_g\rangle$

$$\langle s_k^{x/y/z} \rangle = \text{Tr}(|\psi_g\rangle \langle \psi_g| s_k^{x/y/z}) / \text{Tr}|\psi_g\rangle \langle \psi_g|, \quad (6)$$

where the trace is performed in momentum space, and can be generalized to finite temperature via many-body density matrix

$$\langle s_k^{x/y/z} \rangle = \frac{\text{Tr}[\exp(-\beta K) s_k^{x/y/z}]}{\text{Tr}[\exp(-\beta K)]}, \quad (7)$$

here $K = H - \mu \sum_{i,\sigma} n_{i,\sigma}$ is the grand canonical Hamiltonian, in which $\sigma = \uparrow, \downarrow$ denotes spin direction, μ is the chemical potential, β is the inverse temperature. When $\beta \rightarrow \infty$ at zero temperature, the Eq. (7) is reduced to Eq. (6). The full Hilbert space can be represented as tensor product of four-dimensional subspaces at each momentum. Then the expectation value can also be expressed with the single-momentum reduced density matrix ρ_k

$$\langle s_k^{x/y/z} \rangle = \frac{\text{Tr}[\rho_k s_k^{x/y/z}]}{\text{Tr} \rho_k}, \quad (8)$$

$$\rho_k = \text{Tr}_{\text{FBZ} \setminus k} \exp(-\beta K).$$

Here the partial trace in the second line of above equations is performed in the full FBZ except for the k momentum point. ρ_k is the four dimensional reduced density matrix at the k momentum point, with the bases

being $|0\rangle, c_{k,\uparrow}^\dagger|0\rangle, c_{k,\downarrow}^\dagger|0\rangle, c_{k,\uparrow}^\dagger c_{k,\downarrow}^\dagger|0\rangle$. Note that only the two singly occupied $c_{k,\uparrow}^\dagger|0\rangle, c_{k,\downarrow}^\dagger|0\rangle$ configurations have nonzero contribution to spin texture expectation value at k momentum point. When interaction is nonzero, ρ_k is a mixed state in general even for ground state.

As an observable, the many-body spin texture has the same symmetry as the Hamiltonian, i.e. it has the spin reflection symmetry R_x and parity symmetry P in the presence of Hubbard interaction (for details see Appendix A). One can then show that the spin textures satisfy

$$\langle s_k^x \rangle = 0, \langle s_k^y \rangle = -\langle s_{-k}^y \rangle, \langle s_k^z \rangle = \langle s_{-k}^z \rangle. \quad (9)$$

Thus $\langle s_k^y \rangle$ and $\langle s_k^z \rangle$ are odd and even functions versus momentum, respectively. Thus at high symmetry $k = 0, \pi$ points one has $\langle s_{k=0,\pi}^y \rangle = 0$. The observable many-body spin texture can then be represented by the spin length $S_k = \langle s_k^y \rangle^2 + \langle s_k^z \rangle^2$ at each momentum and the spin direction θ_k defined by

$$\theta_k = \frac{1}{2\pi} \arctan \frac{\text{Tr}[\rho_k s_k^y]}{\text{Tr}[\rho_k s_k^z]}. \quad (10)$$

In general the spin length satisfies $S_k < 1$ for $\nu < 1$, implying that due to the interaction the density matrix ρ_k becomes mixed. Away from the transition point, the spin length should be finite at each momentum point. The winding number of the many-body spin texture is defined as

$$W = \int_{FBZ} d\theta_k, \quad (11)$$

which characterizes the global topology of the interacting phase. Without interaction the winding number W is equivalent to that of the band topology at half-filling, but not well-defined for $\nu < 1$. In the correlated regime with Hubbard interaction, the topological transition, across which W varies, implies the existence of singularity at certain k point, on which the density matrix ρ_k will be shown to be fully mixed and the spin length $S_k = 0$. Two examples of spin textures are shown in Fig. 2, where Fig. 2 (a)-(c) correspond to a nontrivial case with winding number $W = 1$ and Fig. 2 (d)-(f) correspond to a trivial case with zero winding number.

The Luttinger liquid properties will be investigated from the momentum distribution of particle-number density $n_k = n_{k,\uparrow} + n_{k,\downarrow} = \langle c_{k,\uparrow}^\dagger c_{k,\uparrow} \rangle + \langle c_{k,\downarrow}^\dagger c_{k,\downarrow} \rangle$. The total magnetization is given by

$$m = n_\uparrow - n_\downarrow = \sum_k (n_{k,\uparrow} - n_{k,\downarrow}). \quad (12)$$

The physical quantities at $\nu > 1$ can be related to those at $\nu < 1$ through particle-hole transformation, thus in this work we stick to the $\nu \leq 1$ case. The thermodynamic limit of the system is achieved by increasing particle number N and lattice size L with the filling factor $\nu = N/L$ being fixed. In particular, the limit case with $\nu \rightarrow 0$ should be regarded as the regime with $L \rightarrow \infty$ while the particle number N is finite.

C. Quantization of the ground state winding number

Here we present the generic quantization features of the winding number under the proper conditions satisfied for Luttinger liquid. The first condition is that except for the transition point, the spin length S_k is nonzero in FBZ such that spin direction θ_k and the winding number are well-defined. The momentum distribution n_k is nonzero at each k in the full FBZ due to Hubbard interaction. In momentum space spin rotation symmetry is broken by H_0 , hence the spin length S_k should be nonzero in FBZ. As to be shown by analytic results, including the weak/large U limit in Sec. III and two exact cases in Appendix D, and numerical results in Sec. III, the y direction spin polarization $\langle s_k^y \rangle$ of this model in FBZ always has the same sign as the Bloch Hamiltonian coefficient $h_k^y = 2t_{so} \sin k$. Thus the topological transition must be featured by that the density matrix ρ_k become fully mixed at either $k = 0$ or π , where the spin length is either $\langle s_{k=0}^z \rangle = 0$ or $\langle s_{k=\pi}^z \rangle = 0$ by tuning the parameters. Thus the first condition is generally satisfied.

The second condition for the quantization is that θ_k should be continuous in FBZ. For $\nu = 1$ case with the gapped ground state, from Fourier transformation and the exponential decay of correlation functions $\langle c_{i,\sigma}^\dagger c_{j,\sigma'} \rangle$ [40] one can show that the observables $\langle s_k^{y/z} \rangle$ and θ_k are continuous functions of k . For $\nu < 1$, with the ground state being a gapless Luttinger liquid phase, the momentum distribution at Fermi points has power law singularity instead of fermi liquid discontinuity [41, 42]. Thus the θ_k is also continuous. We will numerically verify this power law behavior by analysing the long distance behaviour of $\langle c_{i,\sigma}^\dagger c_{j,\sigma'} \rangle$ in Sec. V. In this way the second condition is also satisfied.

D. Physical meaning of the winding number

We introduce the single-particle bases which diagonalize the single-particle Hamiltonian as

$$H_0 = \sum_k (\epsilon_k^+ d_{k,+}^\dagger d_{k,+} + \epsilon_k^- d_{k,-}^\dagger d_{k,-}), \quad (13)$$

where the lower (+) and upper (−) band dispersions are

$$\epsilon_k^\pm = \pm h_k, \quad (14)$$

and single-particle bases

$$\begin{aligned} d_{k,-}^\dagger &= \alpha_k c_{k,\uparrow}^\dagger + \beta_k c_{k,\downarrow}^\dagger, \\ d_{k,+}^\dagger &= -\beta_k^* c_{k,\uparrow}^\dagger + \alpha_k^* c_{k,\downarrow}^\dagger. \end{aligned} \quad (15)$$

Here α_k and β_k are not gauge-invariant and can be chosen as imaginary odd function and real even function in FBZ, respectively. In this work for $k \neq 0, \pi$ (hence $h_k \neq h_k^z$)

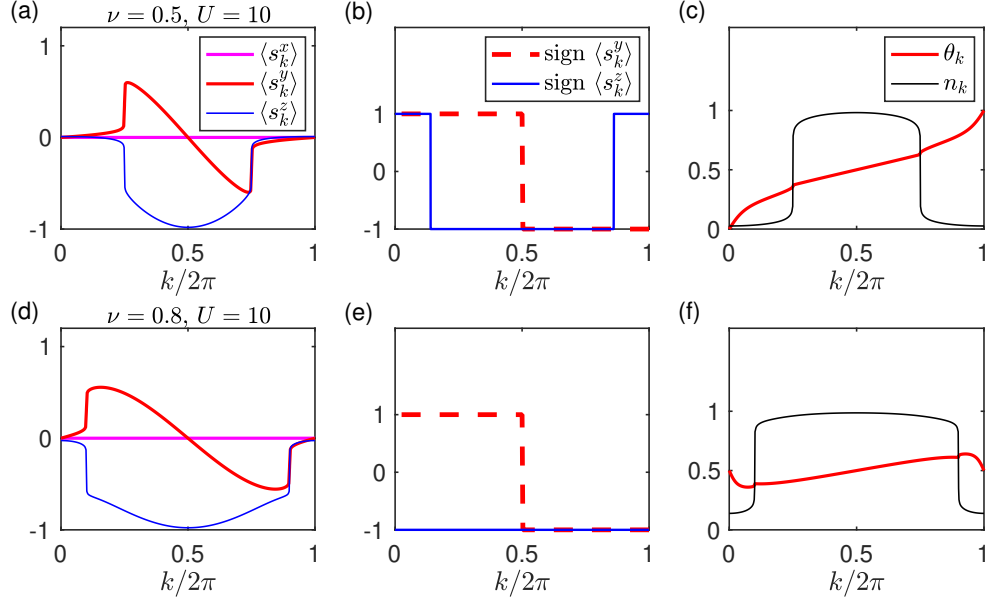


FIG. 2: The Spin texture patterns and momentum distributions of ground states. Parameters are chosen as $(t_0, t_{so}, \delta) = (1, 1, 1)$ and data are obtained from VUMPS simulation. (a)-(c) correspond to $(\nu, U) = (0.5, 10)$ with nontrivial winding number $W = 1$ and (d)-(f) correspond to $(\nu, U) = (0.8, 10)$ with trivial winding number $W = 0$. Due to symmetries, $\langle s_k^x \rangle = 0$, $\langle s_k^y \rangle$ and $\langle s_k^z \rangle$ are odd and even functions respectively. The feature of spin textures is that $\langle s_k^y \rangle$ has the same sign as the Bloch Hamiltonian coefficient $h_k^y = 2t_{so} \sin k$, i.e., $\langle s_k^y \rangle$ is positive in $k \in (0, \pi)$ and negative in $k \in (\pi, 2\pi)$. On the other hand, the sign of spin polarization $\langle s_k^y \rangle$ in the direction of the Zeeman field δ can be flipped by tuning parameters such as ν or U , which marks the transition of winding number.

we choose

$$\begin{aligned} \alpha_k &= i h_k^y / \sqrt{2 h_k (h_k - h_k^z)}, \\ \beta_k &= (h_k^z - h_k) / \sqrt{2 h_k (h_k - h_k^z)}. \end{aligned} \quad (16)$$

At $k = 0$ point we have $(\alpha_k, \beta_k) = (-i, 0)$ for $0 < \delta < 2t_0$ and $(\alpha_k, \beta_k) = (0, -1)$ for $\delta > 2t_0$, while at $k = \pi$ point $(\alpha_k, \beta_k) = (0, -1)$ for all $\delta > 0$.

Due to interaction effect the particle number distributions in both upper and lower subbands are nonzero. To describe the particle distribution between upper and lower subbands, we introduce the rotating-frame spin operator related to the single-particle bases as

$$\begin{aligned} \mathcal{S}_k^y &= i d_{k,-}^\dagger d_{k,+} - i d_{k,+}^\dagger d_{k,-}, \\ \mathcal{S}_k^z &= d_{k,+}^\dagger d_{k,+} - d_{k,-}^\dagger d_{k,-}, \end{aligned} \quad (17)$$

which are also useful for perturbation analysis in next section. The spin texture within the true spin up and down bases can be obtained from inverse transformation

$$\begin{aligned} \langle s_k^y \rangle &= i(\alpha_k^* \beta_k - \beta_k^* \alpha_k) \langle \mathcal{S}_k^z \rangle - (\alpha_k^2 + \beta_k^2) \langle \mathcal{S}_k^y \rangle, \\ \langle s_k^z \rangle &= (|\beta_k|^2 - |\alpha_k|^2) \langle \mathcal{S}_k^z \rangle - 2i\alpha_k \beta_k \langle \mathcal{S}_k^y \rangle, \end{aligned} \quad (18)$$

and θ_k can be expressed using $\langle \mathcal{S}_k^{y/z} \rangle$. Thus spin direction θ_k and winding W can be written as summations of

contributions from noninteracting H_0 and the rotating frame spin direction:

$$\begin{aligned} \theta_k &= \theta_k^{H_0} + \theta_k^{rel}, \\ W &= W_{H_0} + W_{rel}, \end{aligned} \quad (19)$$

where θ_k^{rel} is the rotating frame spin direction in the bases of upper and lower subbands obtained from

$$\theta_k^{rel} = \frac{1}{2\pi} \arctan \frac{\langle \mathcal{S}_k^y \rangle}{\langle \mathcal{S}_k^z \rangle}, \quad (20)$$

here W_{rel} is the winding number of θ_k^{rel} in FBZ. One can immediately see that $W = W_{H_0}$ if $\text{sgn}(\mathcal{S}_k^z)$ is unchanged in full FBZ. Accordingly, if $W \neq W_{H_0}$, \mathcal{S}_k^z must change sign in the FBZ, indicating that there exists momentum points where the reduced density matrix ρ_k is dominated by the scattering to the states of upper and lower bands due to the Hubbard interaction. This implies that in general the topology emerging in the present gapless Luttinger liquid cannot be characterized by the conventional bosonization treatment, in which only the low-energy physics near fermi points are considered.

III. GROUND STATE PROPERTIES OF SPIN TEXTURES

In this section we first investigate typical patterns of ground state spin textures at generic filling factor ν via

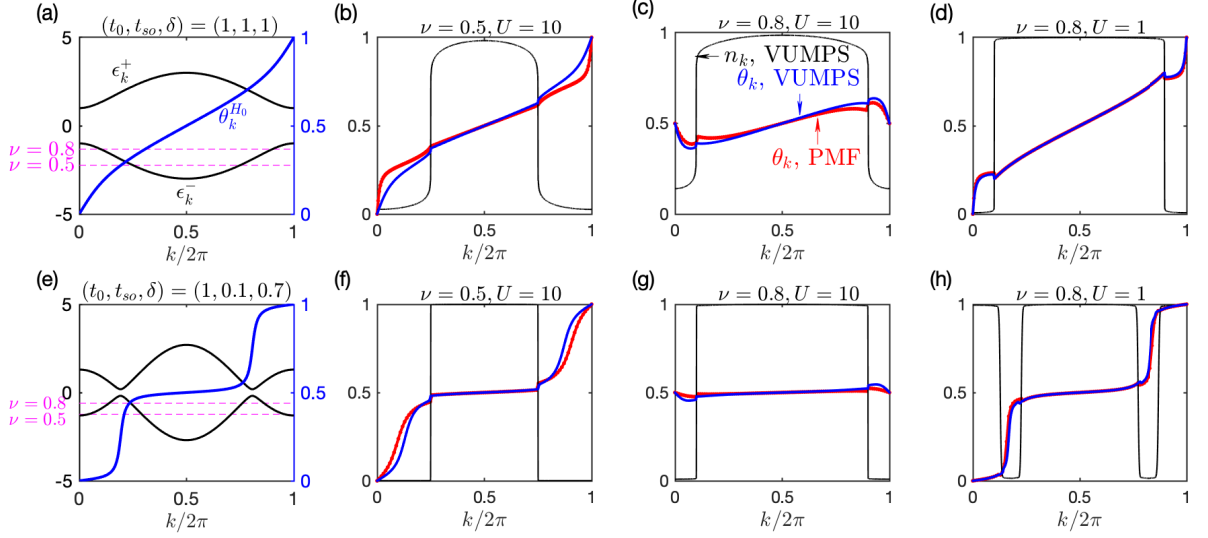


FIG. 3: Typical finite interaction U ground state spin textures at different filling ν . Winding number W (obtained from integrating θ_k) transits from nonzero to zero with increase of ν or U . Lattice parameters are chosen as $(t_0, t_{so}, \delta) = (1, 1, 1)$ in (a)-(d) and $(t_0, t_{so}, \delta) = (1, 0.1, 0.7)$ in (e)-(h). In (a) and (e), black curves correspond to upper and lower subband of the noninteracting Hamiltonian H_0 , blue curves correspond to spin direction $\theta_k^{H_0}$ of lower subband, purple dashed lines corresponds to Fermi level of noninteracting ground state at $\nu = 0.5$ and $\nu = 0.8$, respectively. In (b)-(d) and (f)-(h), blue and red curves correspond to spin direction obtained from VUMPS and PMF methods respectively, and the black curves correspond to momentum distribution $n_k = n_{k,\uparrow} + n_{k,\downarrow}$. Due to parity symmetry $\langle s_k^y \rangle = 0$ at $k = 0, \pi$ momenta. At momenta $k = 0$ or π , $\langle s_k^z \rangle > 0$ corresponds to $\theta_k = 0$ or 1 and $\langle s_k^z \rangle < 0$ corresponds to $\theta_k = 0.5$. In (b), (d), (f), (h), $W = 1$ while in (c), (g), $W = 0$.

both analytical and numerical methods. We further map out the winding number phase diagrams which show two gapless phases with nontrivial and trivial spin textures emerge in the Luttinger liquid for $0 < \nu < 1$. The winding number undergoes a discrete change across the topological transition, and may be driven from nonzero to zero through increasing filling factor or interaction strength. The existence of emergent topology and its transition imply that low energy physics is insufficient to describe the gapless Luttinger liquid, instead the high-energy physics and global features in momentum space should be taken into account for a full characterization.

A. Perturbation calculation of spin textures

The bosonization method which only cares about low energy density fluctuation around Fermi points is not applicable to calculation of spin textures in global FBZ. More importantly, at generic filling $\nu \leq 1$, Fermi points are at lower subband, and excitations to the upper band that affect spin textures are not bosonic due to the absence of Fermi points there. If the upper band degree of freedom is discarded, the particle scattering within lower subband only modifies the momentum distribution, and spin direction in momentum space will not be modified. Thus we use perturbation treatment, from which effects of both lower and upper band in full FBZ can be taken into consideration. Although at the Fermi points there exist divergence problem [36] in finite order perturbation

treatment, spin directions can only be flipped (or changed dramatically) at k momentum points where both dispersion energies ϵ_k^\pm in upper and lower subbands are above Fermi level ϵ_F , as can be verified by numerical results in Fig. 3. Therefore the divergence problem in perturbation does not affect determination of winding number in general.

1. Ground state from expansion of U

Now we apply the perturbed mean-field (PMF) wavefunction method to calculate ground states, from which qualitatively correct spin textures and winding numbers are obtained at relatively weak U . We first use mean-field (MF) approximation to characterize the effects of band deformation caused by Hubbard interaction, and then use perturbation expansion of U as did in appendix of Ref. [43] to tackle with the competing processes of particle scattering to the lower and higher subbands.

Note that it is inappropriate to choose the noninteracting Hamiltonian as the unperturbed Hamiltonian since the total energy of unperturbed eigenstates will cross during increase of U . So we choose mean-field ground state, i.e., the Slater determinant that minimizes the total energy as the starting point of perturbation expansion. As the positive δ will be enhanced by Hubbard interaction [34], ferromagnetic order parameter is assumed and the

MF Hamiltonian is written as

$$H_{mf}(M) = H_0 - \sum_i \frac{UM}{2} (n_{i,\uparrow} - n_{i,\downarrow}) + \sum_i U \frac{\nu^2 + M^2}{4} \\ = \sum_k (\epsilon_k^+ d_{k,+}^\dagger d_{k,+} + \epsilon_k^- d_{k,-}^\dagger d_{k,-}), \quad (21)$$

where M is the variational parameter. Note that in this PMF treatment all the notations such as ϵ_k^\pm , $d_{k,\pm}^\dagger$, α_k , β_k are defined according to H_{mf} instead of H_0 . The solution of order parameter M can be determined by variational condition $\frac{\partial E(M)}{\partial M}|_{M=m} = 0$, where $E(M)$ is ground state energy of MF Hamiltonian $H_{mf}(M)$ at filling ν , m is the solution of order parameter M that satisfy self-consistent condition $m = n_\uparrow - n_\downarrow$. If there exist more than one local minimum of $E(M)$, one should choose global minimum of $E(M)$. Since $m < 0$, the Zeeman field δ in H_0 is renormalized to

$$\tilde{\delta} = \delta - \frac{Um}{2} > \delta. \quad (22)$$

From above expression and Eq. (4) one can see that the band of MF Hamiltonian will be deformed by U , and there will eventually exist two fermi points at large U (even if there are four Fermi points at $U = 0$), as indicated by momentum distribution in Fig. 3.

Now we tackle with the effects of momentum scattering caused by off-diagonal parts of Hubbard interaction. Conceptually, it is incorrect to take the winding number of MF Hamiltonian as the true winding number of the many-body ground state. The reason is that MF ground state wavefunction

$$\psi_{mf} = \prod_{\epsilon_k^- < \epsilon_F} d_{k,-}^\dagger |vac\rangle \quad (23)$$

with ϵ_F being Fermi energy is a Slater determinant whose momentum distribution is a step function at $\nu < 1$. For ψ_{mf} the spin direction is ill-defined for momentum points outside fermi sea, and the true ground state with nonzero interaction is a scattering state with nonzero momentum distribution in full FBZ. To include momentum scattering effect of the Hubbard interaction, we transform it to momentum space as

$$H_I = \frac{U}{L} \sum_{k,k',q,q'} c_{q\uparrow}^\dagger c_{q'\downarrow}^\dagger c_{k'\downarrow} c_{k\uparrow} \\ = \frac{U}{L} \sum_{k,k',q,q'} (\alpha_q^* d_{q,-}^\dagger - \beta_q d_{q,+}^\dagger) (\beta_{q'}^* d_{q',-}^\dagger + \alpha_{q'} d_{q',+}^\dagger) \\ \times (\beta_{k'} d_{k',-} + \alpha_{k'}^* d_{k',+}) (\alpha_k d_{k,-} - \beta_k^* d_{k,+}). \quad (24)$$

Here coefficients α_k, β_k are determined following Eq. (15) by diagonalizing H_{mf} instead of H_0 , and in the summation of momentum the constraint $\text{mod}(k + k' - q - q', 2\pi) = 0$ should be satisfied. From this formula one can see interaction induces particle scattering between lower

and upper bands. In the standard Bosonization treatment terms containing $d_{k,+}^\dagger, d_{k,+}$ will be omitted since Fermi points lie at the lower subband, while in this model they are responsible for transition of winding number and should be kept.

We choose MF Hamiltonian H_{mf} as unperturbed part and $H - H_{mf}$ that creates two pairs of particle-hole excitations in MF ground state as the perturbation, and calculate the spin texture of the PMF wavefunction at (the lowest) second order of U . The spin textures $\langle s_k^{y/z} \rangle$ in true spin up/down bases are obtained from combining Eq. (17) with Eq. (18), in which the single-particle bases are determined from MF Hamiltonian. The perturbation expression of $\langle S_{k_0}^z \rangle$ for k_0 outside Fermi sea has the form

$$\langle S_{k_0}^z \rangle = \left(\frac{U}{L}\right)^2 \sum_{q>q'} \frac{|(\alpha_q \beta_{q'} - \alpha_{q'} \beta_q)(\beta_{k'} \alpha_{k_0} - \alpha_{k'} \beta_{k_0})|^2}{(\epsilon_q^- + \epsilon_{q'}^- - \epsilon_{k_0}^+ - \epsilon_{k'}^+)^2} \\ \times (1 - f_{k',+})(1 - f_{k_0,+}) f_{q,-} f_{q',-} \\ + \dots \quad (25)$$

Here $f_{k,\pm}$ denotes the Fermi distribution of k momentum point in the upper/lower subband of MF ground state. As can be seen from Fermi distribution functions in the above formula, the four terms all have two hole excitations in the lower subband below Fermi level ϵ_F , but particle excitations can be either in upper or lower subbands. The details of perturbation calculation and complete expressions of spin textures are shown in Appendix B.

When parameter ν or U is tuned, the renormalized Zeeman field $\tilde{\delta}$ and the bases of unperturbed eigenstates will change, as a result the spin direction obtained from perturbation calculation for momentum points both outside and inside Fermi sea will also change. In short, in this weak U perturbation theory, the effect of interaction on spin direction comes from renormalized Zeeman field $\tilde{\delta}$ and competing processes of particle scattering to upper/lower subbands. The distinction between winding number of many-body spin texture and winding number of the MF lower subband implies that for some momentum points the single-momentum reduced density matrices are dominated by the scatterings to the states of MF upper subband. From above perturbation formulas one can see that when $\langle s_{k=0}^z \rangle = 0$ is satisfied via tuning parameters, the zero spin length at $k = 0$ point does not imply that there are no particles at the k momentum point, instead the single-momentum reduced density matrix is fully mixed and proportional to identity (in the singly occupied sector).

However, the weak U perturbation fails at large U limit, since finite order perturbation of U is incorrect from definition. To be specific, at sufficiently large U and any filling factor, the MF Zeeman field $\tilde{\delta}$ will always become large enough. Therefore the spin polarization $\langle s_k^z \rangle$ obtained from PMF will eventually become negative in the full FBZ, leading to an incorrect trivial winding number. The drawbacks of PMF method are analysed in detail in Appendix B.

2. *Ground state at infinite U from t_{so} expansion:
nontrivial spin texture at small ν*

In order to correctly evaluate the winding number at large U limit analytically, we consider the Hamiltonian at infinite U limit directly and treat t_{so} as the expansion parameter. Through the analyse of infinite U limit, one will see that at relatively small filling factor the winding number of many-body spin texture remains nontrivial even at infinite U . This also demonstrates that the lowest order perturbation of U in PMF method can not correctly tackle with competing processes of particle scatterings to lower and upper subbands when U is very large.

The physical properties of the infinite U model at the low energy (temperature scale $T \ll U$) can be captured by the Gutzwiller projected Hamiltonian

$$\tilde{H} = P_G H P_G = \tilde{H}_{t_0} + \tilde{H}_{t_{so}} + \tilde{H}_\delta, \quad (26)$$

where the Gutzwiller projector P_G is defined as $P_G = \prod_i (1 - n_{i,\uparrow} n_{i,\downarrow})$ and $\tilde{H}_{t_0}, \tilde{H}_{t_{so}}, \tilde{H}_\delta$ denotes single-particle terms in original Hamiltonian Eq. (1) projected by P_G . Note that these terms are no more quadratic and $\tilde{H}_{t_0}, \tilde{H}_{t_{so}}$ terms induce particle scattering in momentum space.

One can see that at $t_{so} = 0, \delta > 0$ the many-body ground state is exactly known and simple. The Hamiltonian can be reduced to standard Hubbard model by setting $t_{so} = \delta = 0$ and performing a gauge transformation $c_{i,\downarrow}^\dagger \rightarrow (-1)^i c_{i,\downarrow}^\dagger$. For the 1D infinite U Hubbard model where total magnetization is a good quantum number, it has been shown in Refs. [43–45] that the ground states in each sector of total magnetization are degenerate in thermodynamic limit. Thus the infinite U ground state at $t_{so} = 0, \delta > 0$ is uniquely the fully spin polarized Fermi sea v_0 defined as

$$v_0 = \prod_{k \in [\pi - k_F, \pi + k_F]} c_{k,\downarrow}^\dagger |vac\rangle, \quad (27)$$

where $0 < k_F < \pi$ is the Fermi momentum with $k_F = \nu\pi$, and $[\pi - k_F, \pi + k_F]$ is the range of Fermi sea in FBZ. As a result, to obtain the ground state spin texture at $t_{so} > 0, \delta > 0, U = \infty$ it is reasonable to treat $\tilde{H}_{t_0} + \tilde{H}_\delta$ as unperturbed Hamiltonian and treat $\tilde{H}_{t_{so}}$ as perturbation. Although the wavefunction of eigenstates in infinite U Hubbard model with $t_{so} = 0$ can be obtained by Bethe-Ansatz [43], their expressions are too complex to allow the standard perturbation treatment.

Instead of calculating perturbation formula directly, we treat the small $\tilde{H}_{t_{so}}$ term by means of variational principle. The exact ground state can be obtained by minimizing energy of wavefunction in the subspace $\text{span}(\{v_0, \tilde{H}v_0, \dots, (\tilde{H})^p v_0\})$ if positive integer p is taken to be large enough until convergence. As an approximation, we choose the lowest order $p = 2$ where both $\langle s_k^y \rangle$ and $\langle s_k^z \rangle$ can be nonzero in FBZ. The orthonormalized vectors are denoted as v_0, v_1, v_2 in the subspace. The ν dependence of v_1, v_2 comes from the ν dependence of v_0 .

The meaning of vectors v_1, v_2 are quite clear: they are actually scattering states. The action of (Gutzwiller projected) spin flip t_{so} term on the spin polarized Fermi sea v_0 defines the v_1 state where a spin becomes flipped. Similarly, the superposed actions of the spin flip t_{so} term and spin conserving t_0 term on v_1 defines the v_2 state, where particles are further moved in the lattice.

The variational ground state wavefunction ψ_g can be written by an expansion of t_{so} as

$$\psi_g \approx v_0 - \frac{H_{01}}{\Delta_1 + 2\delta} (v_1 - \frac{H_{12}}{\Delta_2 + 2\delta} v_2), \quad (28)$$

In above formula non-negative $\Delta_1, \Delta_2 \propto t_0$ are \tilde{H}_{t_0} energy differences between vectors mentioned above, and H_{01}, H_{12} are Hamiltonian matrix elements in the subspace that satisfy $H_{01} \propto t_{so}, H_{12} \propto t_0$. The explicit expressions and detailed derivations of these quantities and v_1, v_2 states are shown in Appendix C. Since the ground states of infinite U Hubbard model with $t_{so} = \delta = 0$ are highly degenerate, we should stress that δ should not be very small compared to t_0 and t_{so} when we choose spin polarized Fermi sea v_0 as a unperturbed ground state. The spin textures are evaluated from ψ_g in Eq. (28), and below we discuss the obtained spin textures for momentum points inside and outside the Fermi sea, respectively.

For k momentum points inside Fermi sea, the simple expression of $\langle s_k^{y/z} \rangle$ at leading order of t_{so} is

$$\begin{aligned} \langle s_k^y \rangle &\approx \frac{16\pi t_{so}}{\Delta_1 + 2\delta} (1 - \nu) \sin k, \\ \langle s_k^z \rangle &\approx -1 + O(t_{so}^2). \end{aligned} \quad (29)$$

For k momentum points outside Fermi sea, the leading order spin textures $\langle s_k^{y/z} \rangle$ from Eq. (28) can only be integrated numerically in general. In Appendix C, we show that $\langle s_k^y \rangle$ evaluated from Eq. (28) at generic fillings have the same sign as the Bloch Hamiltonian coefficient h_k^y . A special case is the small ν limit, where the expression of $\langle s_k^y \rangle$ in can be simplified to an analytical expression

$$\langle s_k^y \rangle \approx \frac{64\pi^4 t_{so}^3 \nu^4}{3(\Delta_1 + 2\delta)^3} \sin k. \quad (30)$$

The leading order of $\langle s_{k=0}^z \rangle$ with $k = 0$ outside Fermi sea obtained from Eq. (28) is at t_{so} 's second order and shown in Fig. 4(a). The sign of $\langle s_{k=0}^z \rangle$ changes at finite value ν_c , implying existence of a critical value ν_c below which the sign of $\langle s_{k=0}^z \rangle$ will not be flipped by arbitrarily large U . Therefore the winding number is nontrivial at small filling factor even at infinite interaction, as is also confirmed by numerical results in Fig. 4(b)-(c) using the Gutzwiller projected Hamiltonian. In Appendix C, we show behaviours of each components in $\langle s_{k=0}^z \rangle$ evaluated from Eq. (28), from which one can see v_1 do not contribute to spin polarization $\langle s_k^z \rangle$ around $k \approx 0$ at small filling factor, hence the state v_2 which contributes to the leading order is responsible for existence of finite ν_c at infinite large U .

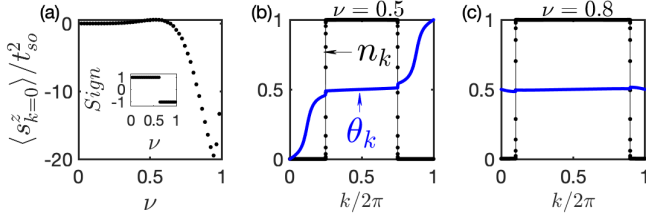


FIG. 4: Infinite U ground state spin textures at different filling factor ν , calculated with Gutzwiller projected Hamiltonian. (a) shows the value of spin polarization $\langle s_{k=0}^z \rangle$ versus ν calculated from lowest order expansion of t_{so} with $(t_0, \delta) = (1, 1)$ using Eq. (28). The inset in (a) shows the sign of $\langle s_{k=0}^z \rangle$, indicates a transition from $\theta_{k=0} = 0$ to $\theta_{k=0} = 0.5$, which means that at small ν the winding number is nontrivial even for infinite U . (b)-(c) shows spin directions θ_k and momentum distributions n_k obtained from VUMPS method with $(t_0, t_{so}, \delta) = (1, 0.1, 1)$, with their winding numbers being $W = 1$ and $W = 0$ respectively.

B. Numerical methods for calculation of spin textures

In numerical calculations, the fermionic Hamiltonian is transformed to spin model (see Appendix A) using Jordan-Wigner transformation. In order to extract ground state properties three numerical methods are used.

- (i) The ground state properties such as spin textures and winding number phase diagrams at generic parameters are calculated with variational uniform matrix product state algorithm (VUMPS) [46], from which the spin textures can be calculated without finite size effects and boundary effects. The filling factor ν is controlled by fine tuning of chemical potential μ , and for gapless phases the error of ν is within 5×10^{-3} in our VUMPS calculation.
- (ii) In order to verify ground state phase diagrams obtained from VUMPS, we also use exact diagonalization (ED) with lattice size $L = 6$ to calculate phase diagrams at very low but non-zero temperature (e.g., $\beta = 5$), where filling ν is a continuous function of chemical potential μ even with small lattice size.
- (iii) We also use finite size matrix product state (MPS) algorithm to investigate the conventional topological characterizations, including energy gaps and entanglement spectra, where energy variances in our calculation are controlled below 5×10^{-6} under open boundary condition (OBC) and below 5×10^{-3} under periodic boundary condition (PBC). We use $E_n(N)$ to denote n 's lowest eigenstate energy in the sector of total particle number N .

Now we discuss some details about using the finitely correlated VUMPS ansatz to characterize spin textures of the gapless Luttinger liquid. The asymptotic behaviour

of momentum distribution and spin textures near Fermi points is determined by the long distance behavior of single-particle Green's function

$$G_{\sigma, \sigma'}(i, j) = \langle c_{i, \sigma}^\dagger, c_{j, \sigma'} \rangle. \quad (31)$$

In gapless Luttinger liquid phase $G_{\sigma, \sigma'}(i, j)$ exhibits power law decay in long distance and correspondingly $\langle c_{k, \sigma}^\dagger c_{k, \sigma'} \rangle$ has power law singularity near Fermi points. Since connected correlation functions of an injective VUMPS with fixed bond dimension χ decays exponentially, the power law characteristics of gapless Luttinger liquid should be revealed by extrapolation of bond dimension χ of MPS [42]. For k momentum points away from fermi points, the momentum distribution and spin textures $\langle s_k^{y/z} \rangle$ converges quickly with respect to distance $|i - j|$ in $G_{\sigma, \sigma'}(i, j)$ in Fourier transformation. Therefore for determination of phase diagram of spin textures, we choose relatively small VUMPS bond dimension $\chi = 50$.

C. Typical patterns of spin textures at generic ν and U

In this subsection we characterize the features of the spin texture patterns at generic filling factor and interaction strength, in the condition of nontrivial band topology $W_{H_0} = 1$. One will see that the winding number W can only be 0 or 1, depending on spin directions at high symmetry momenta.

Before talking about spin directions θ_k of interacting ground states, let's first review the spin directions $\theta_k^{H_0}$ of the noninteracting Hamiltonian H_0 at half filling. The spin textures of the noninteracting Hamiltonian take the form

$$\langle s_k^{y/z} \rangle = h_k^{y/z} / h_k, \quad (32)$$

where $h_k^{y/z}$ are the Bloch Hamiltonian coefficients. The feature of $\langle s_k^y \rangle$ is that its sign is the same as h_k^y . The feature of $\langle s_k^z \rangle$ is that its sign can be flipped through tuning the Zeeman field δ . For $0 < \delta < 2t_0$ with $W_{H_0} = 1$ the spin polarization $\langle s_k^z \rangle$ has two zero points in FBZ. While the W_{H_0} is trivialized when $\delta > 2t_0$ with $\langle s_k^z \rangle$ being polarized in FBZ.

At half filling with interacting, the patterns of spin textures can also be easily understood. We restrict to single-particle parameters $0 < \delta < 2t_0$ such that $W_{H_0} = 1$. In weak U limit, the slightly modified many-body spin textures still satisfy $W = 1$ and have the same features as that of H_0 . In the large U limit, as is shown in Appendix D the spin texture becomes trivial with

$$\begin{aligned} \langle s_k^y \rangle &= \frac{4t_{so}}{U + 2\delta} \sin k, \\ \langle s_k^z \rangle &= -1 + O\left(\frac{1}{U^2}\right). \end{aligned} \quad (33)$$

From above results one can see that the direction of Zeeman field is special: the sign of $\langle s_k^y \rangle$ remains unchanged

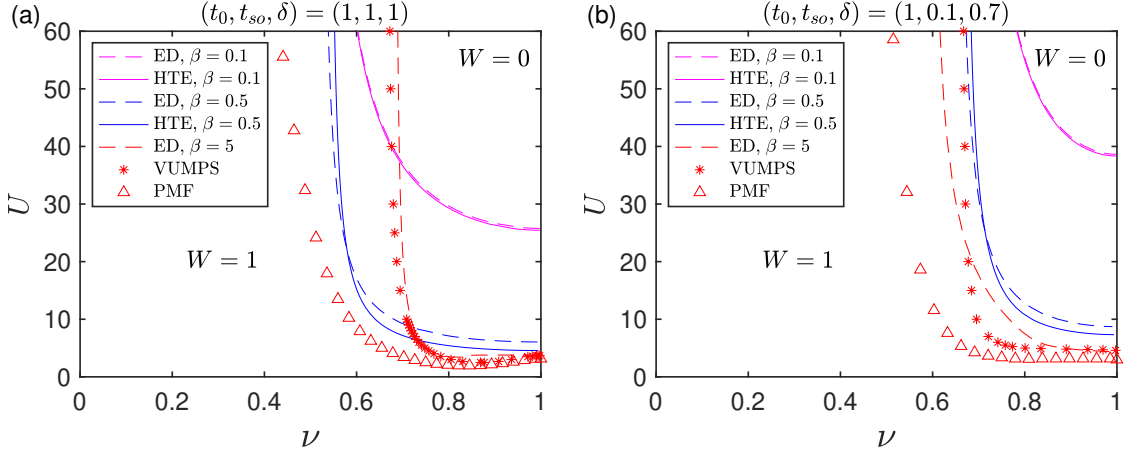


FIG. 5: Phase diagram of the winding number W at finite U . The curves represent phase boundaries: on the upper right side spin textures are trivial with $W = 0$, on the lower left side spin textures are nontrivial with $W = 1$. The ground state phase boundaries are obtained from VUMPS and PMF methods, the finite temperature phase boundaries are obtained from ED and first order HTE.

in FBZ, while large repulsive interaction tends to polarize $\langle s_k^z \rangle$ in the full FBZ towards direction of Zeeman field.

At fractional filling factor $\nu < 1$ with interaction, the remarkable characteristics of spin textures are the same as described above: the sign of $\langle s_k^y \rangle$ is always the same as the Bloch Hamiltonian coefficient h_k^y , and increase of filling factor or interaction strength tends to polarize $\langle s_k^z \rangle$ in the full FBZ towards direction of Zeeman field. This feature is observed in both analytic calculations (including weak U expansion, t_{so} expansion at infinite U , and two exact cases in Appendix D) and numerical VUMPS calculations as depicted in Fig. 2, 3 and 4.

Since $\langle s_k^y \rangle$ only has two zero points at high symmetry momenta $k = 0, \pi$, the winding number W can only be 0 or 1 and determination of winding number is reduced to the sign of $\langle s_k^z \rangle$ at $k = 0, \pi$ [47]. Therefore the transition of winding occurs when sign of $\langle s_k^z \rangle$ at $k = 0, \pi$ changes.

The spin polarizations at $k = 0, \pi$ points do not correspond to low energy properties near Fermi points at generic filling factor. The spin at $k = \pi$ lies deep in Fermi sea of and can not be flipped. Thus only the spin direction at $k = 0$ can be flipped as illustrated by two cases in Fig. 3(a)-(d) and (e)-(h), corresponding to different band structures of H_0 distinguished by Eq. (4). In the former case of simple band structure as shown in Fig. 3(a)-(d), the competing particle type excitations to upper and lower subbands determines the spin polarization at $k = 0$. In the latter case of non-monotone band structure as shown in Fig. 3(e)-(h), the MF band structure will eventually be deformed by large U to satisfy Eq. (4) due to modified $\tilde{\delta}$, as can be seen from momentum distribution n_k in Fig. 3(e)-(h). The transition from the latter case to former case is typically not later than transition of winding number. This explains why the phase diagrams for emergent topology are similar in two cases,

which will be shown in Fig. 5(a) and (b) and discussed below.

D. Ground state Phase diagrams and transition of the winding number

We show finite U phase diagrams of winding number in Fig. 5. One can see that the winding number captures the effects of tuning filling factor and interaction strength on the many-body ground state. The features of phase diagrams are summarized below. First, the ‘trivial’ Luttinger liquid in conventional topology characterization has two emergent phases with winding numbers $W = 1$ and $W = 0$ respectively. Second, the topological transition can be tuned by increasing either filling factor or interaction strength. Third, at small filling factor the ground state remains nontrivial even at infinite U .

The infinite U phase diagrams are shown in Fig. 6. We confirmed existence of nonzero ν_c by calculating Gutzwiller projected Hamiltonian, and show how the critical value ν_c depends on t_{so} and δ . One can see ν_c almost do not depend on t_{so} . While increase of δ tends to decrease ν_c , since δ tends to polarize spin in z direction and trivialize the winding number. Note that when $\delta \rightarrow 0$ the ν_c tends to 1 as shown by VUMPS results in Fig. 6(a)-(b), which is in consistent with the flat band $t_0 = t_{so}, \delta = 0$ case where the spin texture remains nontrivial with arbitrary U as proved in Appendix D. So we point out that at small δ limit the tendency of ν_c obtained from t_{so} expansion shown in Fig. 6(a) is incorrect since the fully spin polarized Fermi sea is not a good starting point of t_{so} expansion. Nevertheless, the t_{so} expansion analytically demonstrates the existence of nontrivial many-body spin textures in the infinite large U limit.

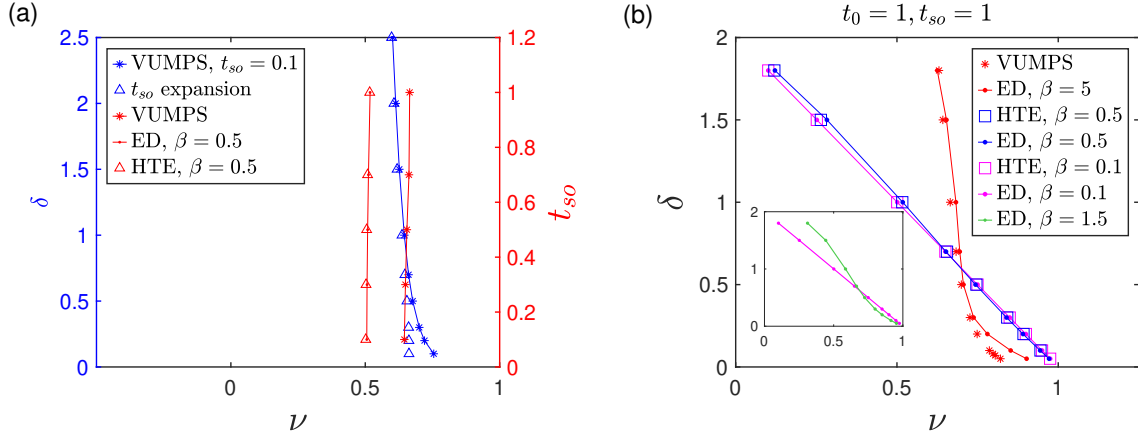


FIG. 6: Phase diagram of spin texture's winding number W at infinite U calculated with Hamiltonian projected by Gutzwiller projector. The curves denote phase boundaries and winding numbers are $W = 1/0$ at left/right sides of phase boundaries. VUMPS and t_{so} expansion results corresponds to ground state. HTE (up to third order) and ED results correspond to finite temperature. (a) Blue $\delta - \nu$ curves show existence of finite ν_c at ground state, which is confirmed by the analytic lowest order t_{so} expansion and numerical VUMPS results. Red $t_{so} - \nu$ curves with $\delta = 1$ show that the magnitude of t_{so} has little effect on magnitude of ν_c . In (b) critical ν_c versus δ are compared at different temperatures.

To see how the topological transition occurs in gapless regime, we plot the evolution of magnetization $m = n_\uparrow - n_\downarrow$ and spin polarization $\langle s_{k=0}^z \rangle$ versus parameters ν, U in Fig. 7. One can see that within gapless regime the $\langle s_{k=0}^z \rangle$ crosses zero continuously with increase of magnetization. This is in sharp contrast to the gapped half filling case where $\langle s_{k=0}^z \rangle$ jumps suddenly. For example, consider the noninteracting band insulator at the critical point $\delta = 2t_0$. The band gap closes exactly at the $k = 0$ point such that the $k = 0$ point is just at the Fermi point, leading to a sudden jump of spin polarization from $\langle s_{k=0}^z \rangle = 1$ to $\langle s_{k=0}^z \rangle = -1$.

Here we explain why in gapless regime the winding number transits continuously within PMF picture. In short, this relies on the fact that the MF parameter $\tilde{\delta}$ in general varies continuously and the excitation energies to $k = 0$ point which is away from Fermi points are gapped. Technically speaking, the winding number is determined by spin polarization $\langle s_{k=0}^z \rangle$, which is related to the rotating frame spin direction $\langle S_{k=0}^z \rangle$ defined in Eq. (17) by

$$\begin{aligned} \langle s_{k=0}^z \rangle &= (|\beta_{k=0}|^2 - |\alpha_{k=0}|^2) \langle S_{k=0}^z \rangle \\ &= \begin{cases} \langle S_{k=0}^z \rangle, & \tilde{\delta} > 2t_0 \\ -\langle S_{k=0}^z \rangle, & 0 < \tilde{\delta} < 2t_0 \end{cases}. \end{aligned} \quad (34)$$

Here $\langle S_{k=0}^z \rangle$ measures the weight difference between particle excitations at MF upper/lower subbands. From Eq. (25) one can easily find $\langle s_{k=0}^z \rangle$ is a continuous function as long as Fermi points are away from $k = 0$ (at special $\tilde{\delta} = 2t_0$ point, both $|\beta_{k=0}|^2 - |\alpha_{k=0}|^2$ and $\langle S_{k=0}^z \rangle$ change their signs, so the value of $\langle s_{k=0}^z \rangle$ is still continuous). With continuous change of Hamiltonian parameters, the MF bands deforms continuously and the value of $\langle s_{k=0}^z \rangle$

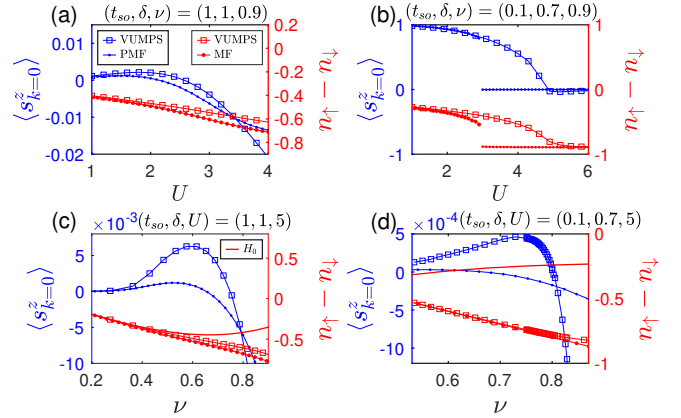


FIG. 7: Ground state spin polarization $\langle s_{k=0}^z \rangle$ and magnetization $n_\uparrow - n_\downarrow$ as functions of U or filling factor ν , which shows that in $\nu < 1$ regime the winding number typically transits when spin polarization (length) at $k = 0$ crosses zero continuously ($\langle s_{k=0}^y \rangle = 0$ due to symmetry). The positive and negative spin polarization $\langle s_{k=0}^z \rangle$ corresponds to winding number $W = 1$ and $W = 0$ respectively. Blue and red curves denote observables $\langle s_{k=0}^z \rangle$ and $n_\uparrow - n_\downarrow$ respectively. The red solid lines denote magnetization calculated from noninteracting H_0 . We clarify that in (b) the discontinuity of $\langle s_{k=0}^z \rangle$ given by the PMF method is artificial due to the artificial discontinuity of magnetization $n_\uparrow - n_\downarrow$ given by the MF solution.

crosses zero continuously. We clarify that at large ν the PMF method may give artificial discontinuity of both observables as shown in Fig. 7(b), which will be analysed in Appendix B.

We now summarize the features of topological transition in gapless regime. First, the spin texture is a

continuous function of Hamiltonian parameters, and the winding number transits due to continuous spin flip at high symmetry $k = 0$ point. Second, at the topological transition point, the spin length at $k = 0$ vanishes and the winding number becomes ill-defined, since the reduced density matrix $\rho_{k=0}$ in the singly occupied subspace (projected spin-state) becomes fully mixed identity matrix. Third, through the topological transition the ground state is always gapless Luttinger liquid at fractional filling. These features result from the gapless nature of Luttinger liquid and are distinct from that of conventional topological characterizations.

IV. FINITE TEMPERATURE PROPERTIES OF SPIN TEXTURES

In this section we show that the emergent topological characterization can be generalized to finite temperature, which facilitates the real experimental detection. We use the grand canonical ensemble defined in Eq. (7). The winding number of spin texture now implies properties of the many-body Hamiltonian (or low energy eigenstates) instead of the ground state. In general the behavior of observables at high and low (zero) temperatures can be very different. However, we show that both phases with nontrivial and trivial topological spin textures exist, and the transition of spin texture's winding number can also be induced by either tuning filling factor or interaction at finite temperature. Compared to ground state, the particle occupation at momentum points outside Fermi sea can be enhanced by finite temperature, so the experimental measurement of spin textures would be easier at appropriate finite temperature.

Before calculating the spin texture, we first check the definition and quantization of winding number at finite temperature. (i) The spin length is nonzero in FBZ at finite temperature. At $U = 0$, momentum distribution and spin length in full FBZ are nonzero even at $\nu < 1$. The spin direction is the same as the noninteracting Hamiltonian. At $U > 0$, we will show that the sign of $\langle s_k^y \rangle$ is still the same as the Bloch Hamiltonian coefficient h_k^y , and zero spin length is only possible at $k = 0$ point at transition point. (ii) The continuity of spin textures in FBZ is also satisfied at finite temperature. As shown in [42], the power law behaviours of Green's function $G_{\sigma,\sigma'}(i, j)$ in zero temperature Luttinger liquid are cut off by finite temperature and replaced by exponential decay, and the momentum distribution is linear at Fermi points. Therefore the winding number at finite temperature is still well-defined and quantized.

We use high temperature linked cluster expansion (HTE) method introduced in Refs. [48, 49] to calculate spin textures at high temperature (small β). We also use ED (with lattice size $L = 6$), which can be applied to arbitrary temperature although limited to small size, to confirm our HTE results which are only valid at high temperature.

A. Spin textures at high temperature: HTE method and features of patterns

We now briefly introduce the HTE method. In the HTE method the on-site terms (chemical potential, Zeeman field and interaction) are treated as unperturbed part, while hopping terms (t_0 and t_{so} terms) are taken as perturbations. Perturbation treatment of such a Hamiltonian at zero temperature away from half filling is difficult since it is a degenerate perturbation problem [48]. In HTE method, the partition function of unperturbed part for each site is independent, and they are connected by perturbation terms. Since the expansion parameters are $t_0\beta$ and $t_{so}\beta$, finite order expansion is a good approximation at high temperature. The analytical expressions and detailed analysis for spin textures are presented in Appendix E.

The features of spin texture patterns at finite temperature is the same as that of ground states described in Sec. III. The $\langle s_k^y \rangle$ still has the same sign as $h_k^y = 2t_{so} \sin k$ in FBZ. Therefore the spin direction is well defined and winding number at finite temperature is only determined by sign of $\langle s_k^z \rangle$ at $k = 0, \pi$. We find $\langle s_{k=\pi}^z \rangle$ is always negative as $\delta > 0$ is set. The winding number is thus determined by sign of $\langle s_{k=0}^z \rangle$, controlled by magnitudes of δ, U, t_{so}, β . The effects of t_{so} on $\langle s_k^z \rangle$ is at least at second order and is unimportant at high temperature. The details of above analysis according to the analytical expression is presented in Appendix E.

B. Finite temperature transition points of winding number at various limits

Before showing the winding number phase diagram, we first evaluate the transition points of winding number in four different limits, which is helpful for understanding the phase diagram. We take $t_0 = 1$ and restrict t_{so}, δ to be of order $O(1)$. The filling factor ν is controlled by the chemical potential μ . Here we only show and discuss main results with the detailed derivations presented in Appendix E.

1. Noninteracting case: $U = 0, \beta \ll 1$

The noninteracting spin texture can be obtained exactly from Eq. (13). The spin direction at each momentum point is the same as that of lower band, thus the exact transition point is $\delta = 2t_0$ independent on β and ν . The transition point obtained from HTE depends on β due to the fact that it is β 's finite order approximation. Nevertheless, at high temperature $\beta\delta \ll 1, \beta t_0 \ll 1$ limit, one can expand all terms to β 's first order in the critical condition $\langle s_{k=0}^z \rangle = 0$, and obtain the correct transition point of winding number:

$$2t_0 = \delta, \quad (35)$$

which is exactly independent on temperature. This simple case illustrates validity of the HTE method at high temperature.

2. *Infinite temperature limit: $\beta \ll \frac{1}{U} \ll 1$*

In this limit, temperature is much larger than any other parameters including U . The $\beta\delta, \beta U$ are all small quantities. We expand all terms to β 's first order in the critical condition $\langle s_{k=0}^z \rangle = 0$ and obtain

$$2t_0 = \delta. \quad (36)$$

From this result one can know if temperature $T = 1/\beta$ is much larger than any other parameters, at $0 < \delta < 2t_0$ regime the winding number will eventually becomes 1 as if there is no interaction.

3. *Infinite interaction limit: $\frac{1}{U} \ll \beta, \frac{1}{U} \ll 1$*

In this case, U is much larger than any other parameters including high temperature $T = 1/\beta$ as the case studied in Ref. [49]. Terms involving U can be discarded directly (this is equivalent to considering Gutzwiller projected Hamiltonian).

At high temperature $\frac{1}{U} \ll \beta \ll 1$ limit, following the preceding calculation, the transition point from first order expansion of β becomes

$$2t_0(1 - \nu) = \delta. \quad (37)$$

This implies that the increase of filling factor tends to trivializes spin texture. If ν is close to 1, only when δ is very small the winding number is nontrivial at high temperature and infinite U . If ν is close to 0, then the interaction effect is very weak at high temperature even at infinite U .

At intermediate temperature, we show β and t_{so}, δ dependence of ν_c in Fig. 6 through numerical calculation of third order HTE. In Fig. 6(a) it is shown that ν_c has no evident t_{so} dependence. In Fig. 6(b) one can see on the one hand ν_c is a monotonically decreasing function of δ . On the other hand, whether ν_c increases or decreases with β depends on magnitude of δ : at small δ the critical ν_c is a decreasing function of β , while at large δ the critical ν_c is a increasing function of β .

4. *Half filling case: $\nu = 1, \beta \ll 1$*

The half filling condition $\nu = 1$ implies particle-hole symmetry is satisfied, i.e., $U = 2\mu$. In this case, through expanding the critical condition $\langle s_{k=0}^z \rangle = 0$ at high temperature, one can easily find if all other parameters are fixed, the solution of the product βU is also fixed. Therefore in this case with other parameters fixed the critical

U_c satisfies

$$U_c \propto \frac{1}{\beta}. \quad (38)$$

This means at high temperature the critical U_c for winding number is proportional to inverse of β , which implies that at half filling when temperature is increased, large U is needed to trivialize the winding number.

C. Finite temperature Phase diagrams

The finite and infinite U phase diagrams are shown in Fig. 5 and Fig. 6, respectively. The phase diagrams are separated into two regions with nontrivial and trivial winding numbers, and features of ground state phase diagrams described in Sec. III hold at finite temperature. Thus the finite temperature generalization of many-body spin textures facilitates the real experimental detection.

Now we summarize the effects of high temperature on the $U - \nu$ phase boundaries with the help of results established in Sec. IV B. (i) First, from limiting case 2, when $T = 1/\beta$ is the largest energy scale among all parameters the winding number is always nontrivial. Thus the phase boundary curves at large enough T moves upwards towards larger U . (ii) Second, to understand the features of the phase diagrams in Fig. 5 where the temperature has not reached the energy scale $\beta U \ll 1$, we should turn to limiting case 3 and 4. On the one hand, the nearly horizontal phase boundary U_c near half filling moves upwards with increasing temperature, this agrees with limiting case 4 where it is shown that U_c at $\nu = 1$ behaves like $U_c \propto 1/\beta$ at high temperature. On the other hand, the vertical phase boundary ν_c at infinite U may either increases or decreases with β , depending on magnitude δ as can be seen in Fig. 6(b). The tendencies of nearly horizontal phase boundary U_c near half filling together with the nearly vertical phase boundary ν_c at infinite U roughly captures the tendency of the whole $U - \nu$ phase boundary curve when temperature is increased.

V. COMPARISON WITH CONVENTIONAL TOPOLOGICAL PHASES

In this section, through numerical calculation of ground state quantities, we compare the emergent topological phases characterized by nontrivial many-body spin texture with the conventional topological phases characterized by degenerate ground states and degenerate entanglement spectrum in gapless ($\nu < 1$) regime and gapped ($\nu = 1$) regime, respectively. In the gapless regime, we confirm that the emergent topology is beyond the conventional characterization, i.e., the conventionally 'trivial' Luttinger liquid can host nontrivial many-body spin texture. Although the present work is focused on gapless regime, we also study a concrete case in the gapped $\nu = 1$ regime. In this case the transition point of

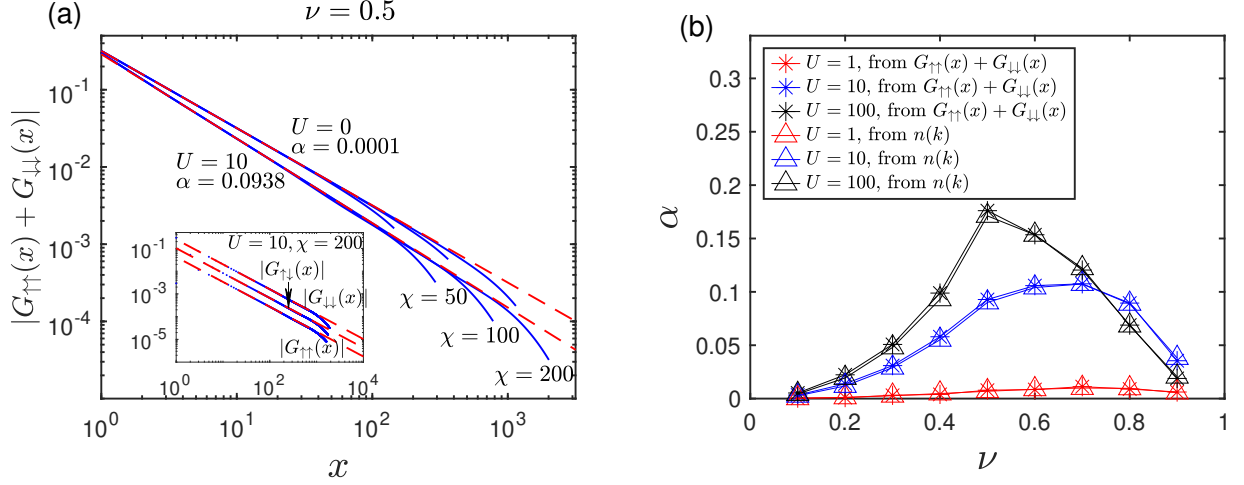


FIG. 8: Luttinger liquid properties of ground state with parameters $(t_0, t_{so}, \delta) = (1, 1, 1)$, which shows the single-particle excitation is gapless at $\nu < 1$. (a) blue curves show long distance power law decay of single-particle Green's functions $G_{\sigma\sigma'}(x) = \langle c_{i+x, \sigma}^\dagger c_{i, \sigma'} \rangle$ (with odd x) obtained from VUMPS method via extrapolation of bond dimension χ . The anomalous dimension α is extracted from power law fitting $G(x \gg 1) \sim \frac{1}{x^{1+\alpha}}$. The red dashed lines correspond to fitting of power law function $\frac{1}{x^{1+\alpha}}$. (b) shows nonzero anomalous dimension α at different filling factor ν and interaction $U > 0$ extracted from fitting $G(x \gg 1) \sim \frac{1}{x^{1+\alpha}}$ and $|n(k) - n(k_F)| \sim |k - k_F|^\alpha$, which indicates that the observable spin texture at Fermi points has power law singularities instead of fermi-liquid like discontinuity. Here $G(x) = G_{\uparrow\uparrow}(x) + G_{\downarrow\downarrow}(x)$, $n(k) = \langle n_{k, \uparrow} \rangle + \langle n_{k, \downarrow} \rangle$.

winding number coincides with transition points of conventional gapped SPT phase. However, such a concrete case study is insufficient for us to draw the conclusion about the gapped regime. More comprehensive study in the gapped regime is needed and left to future works.

A. The gapless $\nu < 1$ regime: Luttinger liquid properties and absence of ground state degeneracy

In this subsection we confirm that the emergent gapless topological Luttinger liquid phase characterized by topological spin texture is indeed beyond the previously studied 1D gapless topological phases [21–31]. Although the mechanisms of these conventional ‘topology’ may be different, their topological characteristics can be summarized by the existence of topological gapped degree of freedom, protected ground state degeneracy and degenerate bipartite entanglement spectrum. We here numerically study ground state properties in the two-Fermi-points parameter regime of Eq. (4), in which the ground states will be shown to be effectively described by a simple spinless Luttinger liquid and trivial in conventional topological characterization, while exhibiting emergent topology as shown in Sec. III.

We first confirm that the ground state is always the gapless Luttinger liquid at any fractional filling (including the quarter filling $\nu = 0.5$ case where Umklapp scattering exists) via showing Luttinger liquid behaviour of the Green's function and gaplessness of the bulk gap. We then show the absence of degenerate ground states

and entanglement spectrum to demonstrate the gapless Luttinger liquid is trivial in the conventional topological characterization.

1. The gapless Luttinger liquid ground state

Without the Umklapp process, the ground state of a generic 1D fermionic model with only two fermi points at fractional filling factor is a gapless Luttinger liquid. Here we numerically show that the ground state is a gapless Luttinger liquid at any fractional filling factor and arbitrary interaction, including the quarter filling $\nu = 0.5$ where the Umklapp process exist. This is similar to the case of the $t - V_1 - V_2$ spinless fermion models studied in Refs. [50–52], where in the limit of large nearest-neighbour interaction V_1 and large next-nearest-neighbour interaction V_2 the Luttinger liquid phase is still stable due to frustration between V_1 and V_2 . Since our model can also be mapped to a spinless fermion model through projecting out the upper subband, we expect the mechanisms for stability of the Luttinger liquid phases are similar.

To confirm the Luttinger liquid behaviour of the ground states, we first show the single-particle Green's function $G_{\sigma\sigma'}(x) = \langle c_{i+x, \sigma}^\dagger c_{i, \sigma'} \rangle$ at $\nu = 0.5$ which exhibit power law decay

$$G(x \gg 1) \sim \frac{1}{x^{1+\alpha}} \quad (39)$$

as shown by Fig. 8(a), with α being anomalous dimension

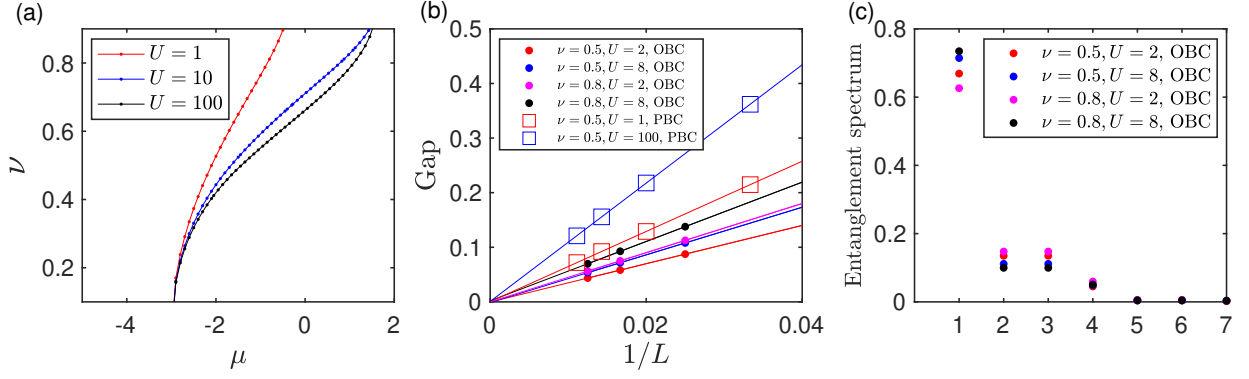


FIG. 9: Physical characteristics that indicate at $\nu < 1$ ground states with parameters $(t_0, t_{so}, \delta) = (1, 1, 1)$ are ‘trivial’ in the conventional gapless topological characterizations. (a) shows the filling factor ν versus chemical potential μ obtained from VUMPS method with $\chi = 50$. Absence of filling factor’s plateau indicates that single-particle excitation is always gapless when $\nu < 1$. (b) shows finite size scaling of excitation gaps $E_e(N) = E_1(N) - E_0(N)$ (circle markers) under OBC and single-particle gaps $E_{sp} = E_0(N+1) + E_0(N-1) - 2E_0(N)$ (square markers) under PBC obtained from finite size MPS simulation. Here one can see the bulk single-particle excitation is gapless, and there is no ground state degeneracy under OBC. (c) shows non-degenerate ground state half chain entanglement spectrum in descending order at the bond between site 39 and site 40 with $L = 80$ obtained from finite size MPS.

[42] in Luttinger liquid physics. The anomalous dimension α fitted from $G_{\sigma\sigma'}(x)$ with different spin configurations $\sigma\sigma'$ are nearly the same in our numerical results as shown in inset. At generic parameters the power law decay behaviour of Green’s function is also verified, and we plot the anomalous dimension α in Fig. 8(b), extracted from both Green’s function $G(x)$ and momentum distribution

$$|n(k) - n(k_F)| \sim |k - k_F|^\alpha, \quad (40)$$

respectively. The range of α satisfies $0 < \alpha < 1$ in this model for $U > 0$ indicates the spin textures have power law singularities at Fermi points instead of fermi-liquid like discontinuity as in a standard Luttinger liquid [42].

The second evidence that excludes existence of Umklapp process induced gap is that no translation symmetry breaking (charge density wave) solution can be found in numerical results of two-site unit-cell VUMPS algorithm. We further plot the filling factor ν versus chemical potential μ obtained from VUMPS in Fig. 9(a), where absence of ν ’s plateau at $\nu = 0.5$ also indicate the ground state is gapless even at very large U . We calculate single-particle gap defined as

$$E_{sp}(N) = E_0(N+1) + E_0(N-1) - 2E_0(N) \quad (41)$$

under PBC using finite size MPS shown in Fig. 9(b), and find its scaling behaviour

$$E_{sp}(N) \sim \frac{1}{L} \quad (42)$$

same as standard gapless system with fixed $\nu = N/L$.

With the power law decay Green’s function and gaplessness of ground state verified, one can conclude the ground state at any fractional filling $\nu < 1$ and arbitrary

Hubbard interaction strength is a gapless Luttinger liquid. However, when parameters ν or U are tuned, in the view point of low energy physics only the magnitude of anomalous dimension α (Luttinger parameter) is changed quantitatively. Thus the winding number of spin texture and the topological transition are not determined by the low energy physics near Fermi points.

2. Absence of degeneracy of ground state and entanglement spectrum

Before presenting the numerical results, we introduce the intuitive physical picture why there is no ground state degeneracy (gapless edge excitation) at fractional filling factor $\nu < 1$. Consider the noninteracting limit with non-trivial band topology, at $\nu < 1$ the Fermi level (chemical potential) is within the spectrum of the lower subband, thus the excitations to the mid-gap edge modes cost finite energy. Therefore it is expected that at fractional filling there is no degenerate ground states (gapless edge excitation).

Now we prove the absence of degenerate ground states and degenerate entanglement spectrum numerically. The excitation gap $E_e(N)$ in a fixed particle number sector defined as

$$E_e(N) = E_1(N) - E_0(N) \quad (43)$$

under OBC are shown in Fig. 9(b). For both parameter regimes with $W = 1$ and $W = 0$ in phase diagram Fig. 5(a) the excitation gaps $E_e(N)$ all scales as

$$E_{sp}(N) \sim \frac{1}{L}, \quad (44)$$

indicating absence of topological ground state degeneracy. The half chain entanglement spectrum without

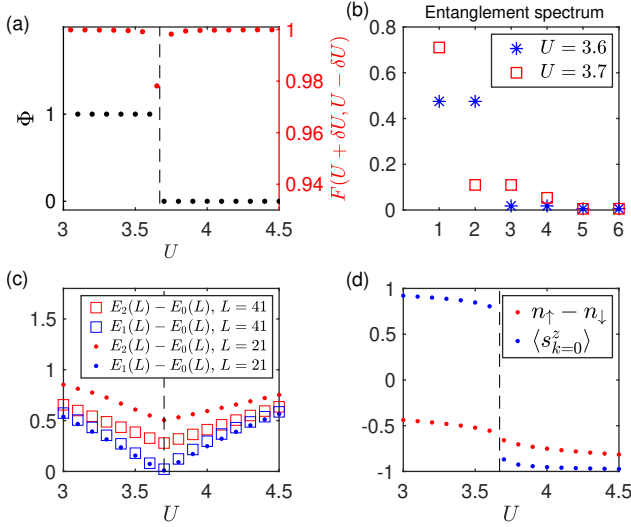


FIG. 10: In the gapped half filling regime, conventional SPT transition point (gap closing point) coincides with winding number transition point in the specific parameters regime $(t_0, t_{so}, \delta) = (1, 1, 1)$. The transition points are marked by black vertical dashed lines in (a), (c), and (d). (a) shows VUMPS results of SPT topological invariant Φ and averaged fidelity $F(U + \delta U, U - \delta U)$ as functions of U . The sudden change of Φ together with the fidelity dip imply a conventional SPT transition point (gap closing point) at $3.6 < U_c < 3.7$. (b) shows nontrivial (trivial) entanglement spectrum before (after) gap closing point obtained from VUMPS. (c) shows finite size scaling of excitation gap with fixed particle number under PBC. (d) shows ground state spin polarization $\langle s_{k=0}^z \rangle$ (blue dots) and total magnetization $n_\uparrow - n_\downarrow$ (red dots) obtained from VUMPS. The sudden change in the sign of spin polarization $\langle s_{k=0}^z \rangle$ implies transition of winding number W .

two-fold degeneracy are also shown in Fig. 9(c) in descending order.

B. The gapped $\nu = 1$ regime: a concrete case study

In this subsection we first introduce the conventional gapped SPT phase in this model. Then in a specific parameter regime we determine the SPT transition point, which is also the transition point of winding number.

We first introduce the gapped SPT phase in conventional characterization of this model. At half filling $\nu = 1$ the ground state at $U = 0$ is a gapped free fermion topological insulator, and the gap is still open at generic $U \neq 0$. With interaction the topology can be characterized by the SPT framework, and the classification of SPT phases depends on which symmetry is considered. For example, the chiral symmetry is known to protect 1D fermionic topological phase and lead to Z_4 classification [34, 53, 54]. In this work, we consider another symmetry, i.e., the parity symmetry P which can also protect the nontrivial gapped SPT phase. In Appendix F from the parity symmetry P and the unique gapped

ground state condition we derive a topological invariant Φ . Here $\Phi = \pi$ corresponds to the nontrivial phase and $\Phi = 0$ corresponds to the trivial phase. Since the SPT topological invariant Φ only takes discrete values, without gap closing the value of Φ will not change. Most notably, the nontrivial $\Phi = \pi$ implies even-fold entanglement spectrum degeneracy, and thus without gap closing the entanglement spectrum degeneracy will always hold.

Now we consider a specific parameter regime $(t_0, t_{so}, \delta) = (1, 1, 1)$ and determine the SPT phase transition point (gap closing point) numerically. To detect the transition point, we calculate topological invariant Φ , entanglement spectrum, excitation gap as well as averaged fidelity [55]

$$F(U_1, U_2) = \lim_{L \rightarrow +\infty} |\langle \psi(U_1) | \psi(U_2) \rangle|^{\frac{1}{L}}, \quad (45)$$

where $|\psi(U)\rangle$ denotes VUMPS ground state with interaction U . We increase U from $U = 0$ towards the large U trivial phase (in large U limit the ground state is spin polarized product state). Through the SPT topological invariant Φ and dip of fidelity, the SPT transition point is determined to be within $3.6 < U_c < 3.7$ as illustrated by VUMPS results in Fig. 10 (a). The degeneracy of entanglement spectrum in Fig. 10 (b) agrees with prediction of the topological invariant Φ . The finite size scaling of excitation gap in Fig. 10 (c) confirms that the transition of SPT phases is due to closing of the gap.

Finally we consider winding number transition of many-body spin texture in the same parameter regime $(t_0, t_{so}, \delta) = (1, 1, 1)$. In Fig. 10 (d) one can see the magnetization $n_\uparrow - n_\downarrow$ increases with U continuously while the spin polarization $\langle s_{k=0}^z \rangle$ has a sudden change from a positive value to a negative value. Therefore the winding number transition point coincides with the SPT transition point (gap closing point) in this specific parameter regime. To reveal the general relation between many-body spin texture and conventional gapped SPT, more comprehensive study is needed in the future.

VI. CONCLUSION AND DISCUSSION

We have predicted an emergent gapless topological Luttinger liquid characterized by nontrivial many-body spin texture, which is beyond the conventional topological characterizations and is experimentally feasible. We considered a 1D AIII class topological Hubbard model with fractional filling factor and found that the ground state, as characterized by a gapless Luttinger liquid in conventional theory, exhibits topological winding in its many-body spin texture. The topological transition is shown by tuning the interaction and filling factor, with a phase diagram being obtained, and the results have been extended to finite temperature regime. The existence of nontrivial topology and topological transition implies that low energy physics is insufficient to describe the gapless Luttinger liquid, instead the high-energy physics and

global features in momentum space should be taken into account for a full characterization. Our results tell that investigation of physical properties beyond low energy physics can enrich quantum phases in the gapless many-body systems.

With the novel new topological phenomena predicted in the bulk, a desirable open question is whether the bulk winding number of the gapless Luttinger liquid is related to edge properties. While it has been shown that in gapless regime there is no ground state degeneracy in the case with nonzero winding number, we conjecture that the winding number in gapless regime is related to degenerate high-energy edge excitations. For the noninteracting or mean-field Hamiltonian this conjecture is true: at $\nu < 1$ and with nontrivial band topology, one can easily see that there exists high energy single-particle edge states above the Fermi level. Nevertheless, with interaction the winding number also combines the correlated effects of particle-particle scattering, and the concept of single-particle eigenstate is no longer applicable. One possible way to confirm (or detect) edge excitations is to add one particle to the edge of the many-body ground state, and observe the peak of spectral function obtained from the return probability during time evolution.

ACKNOWLEDGMENTS

This work was supported by National Natural Science Foundation of China (No. 11825401 and 11761161003), the Open Project of Shenzhen Institute of Quantum Science and Engineering (Grant No. SIQSE202003), and the Strategic Priority Research Program of Chinese Academy of Science (Grant No. XDB28000000).

APPENDIX

A. Symmetries of Hamiltonian and spin texture

Here we introduce the symmetries of the Hamiltonian to determine the symmetries of observable many-body spin texture. We use spin reflection symmetry R_x to show that the momentum space spin direction is always in $y-z$ plane, and use parity symmetry P to show that $\langle s_k^{y/z} \rangle$ are odd/even functions in momentum space, respectively. In the present work we don't consider spontaneous breaking of these symmetries, so the expectation values of spin texture are defined from ensemble average of all ground states if ground states are degenerate.

1. Spin reflection symmetry R_x

In the Bloch Hamiltonian of H_0 only τ_y and τ_z appeared, so we define the second quantized spin reflection

operator R_x that commute with $s_k^{y/z}$ and anticommute with s_k^x . The spin operators in position and momentum spaces are defined as:

$$\begin{aligned} s_i^{x/y/z} &= \psi_i^\dagger \tau_{x/y/z} \psi_i, \\ s_k^{x/y/z} &= \psi_k^\dagger \tau_{x/y/z} \psi_k, \end{aligned} \quad (S1)$$

and the time-reversal symmetry is defined as

$$T = e^{-i\pi/2 \sum_i s_i^y} K = e^{-i\pi/2 \sum_k s_k^y} K. \quad (S2)$$

Consider the spin operators transformed by T :

$$\begin{aligned} T s_i^{x/y/z} T^{-1} &= -s_i^{x/y/z}, \\ T s_k^{x/y/z} T^{-1} &= -s_{-k}^{x/y/z}. \end{aligned} \quad (S3)$$

If we combine T with bond-centered inversion symmetry I that satisfies

$$\begin{aligned} I c_{i,\sigma}^\dagger c_{j,\sigma} I^{-1} &= c_{-i+1,\sigma}^\dagger c_{-j+1,\sigma}, \\ I c_{i,\sigma}^\dagger c_{j,\bar{\sigma}} I^{-1} &= c_{-i+1,\sigma}^\dagger c_{-j+1,\bar{\sigma}}, \end{aligned} \quad (S4)$$

we obtain

$$I T s_k^{x/y/z} T^{-1} I^{-1} = -s_k^{x/y/z}. \quad (S5)$$

Thus the spin reflection symmetry R_x is defined as

$$R_x = e^{-i\pi/2 \sum_i s_i^x} I T. \quad (S6)$$

R_x is a symmetry of the Hamiltonian and satisfies

$$\begin{aligned} R_x H R_x^{-1} &= H, \\ R_x s_k^x R_x^{-1} &= -s_k^x, \\ R_x s_k^y R_x^{-1} &= s_k^y, \\ R_x s_k^z R_x^{-1} &= s_k^z. \end{aligned} \quad (S7)$$

Thus the momentum space spin polarization in x direction vanishes

$$\langle s_k^x \rangle = 0, \quad (S8)$$

and spin polarization is always in $y-z$ plane. We point out this result can also be derived from the chiral (sublattice) symmetry. Since the effects of these symmetries on spin textures are the same, we only present the spin reflection symmetry R_x .

2. Parity symmetry P

The Hamiltonian also satisfies the parity symmetry $PHP^{-1} = H$, where P is a combination of an on-site unitary and inversion symmetries

$$P = (-1)^{\sum_i n_{i,\downarrow}} I = (-1)^{\sum_k n_{k,\downarrow}} I, \quad (S9)$$

and satisfies

$$\begin{aligned} P c_{i,\sigma}^\dagger c_{j,\sigma} P^{-1} &= c_{-i+1,\sigma}^\dagger c_{-j+1,\sigma}, \\ P c_{i,\sigma}^\dagger c_{j,\bar{\sigma}} P^{-1} &= -c_{-i+1,\sigma}^\dagger c_{-j+1,\bar{\sigma}}. \end{aligned} \quad (\text{S10})$$

It's easy to check that the expectation value of spin textures satisfy

$$\begin{aligned} \langle s_k^y \rangle &= \langle P^{-1} s_k^y P \rangle = -\langle s_{-k}^y \rangle, \\ \langle s_k^z \rangle &= \langle P^{-1} s_k^z P \rangle = \langle s_{-k}^z \rangle. \end{aligned} \quad (\text{S11})$$

Thus at high symmetry momenta $\langle s_{k=0,\pi}^y \rangle = 0$.

3. Hamiltonian and parity operator in Jordan-Wigner representation

For numerical calculation of physical quantities and analysis of gapped SPT phase in Sec. V. B, it is necessary to write the fermionic Hamiltonian and parity operator P in Jordan-Wigner representation. The Jordan-Wigner transformation is defined as

$$\begin{aligned} d_j &= \left(\prod_{j' < j} \sigma_{j'}^z \right) \frac{\sigma_j^x + i \sigma_j^y}{2}, \\ d_j^\dagger &= \frac{\sigma_j^x - i \sigma_j^y}{2} \left(\prod_{j' < j} \sigma_{j'}^z \right), \end{aligned} \quad (\text{S12})$$

where $\sigma^{x/y/z}$ denotes Pauli matrices which commute at different sites, d_j^\dagger denotes spinless fermions and is related to original fermion operators via

$$\begin{aligned} c_{j,\uparrow}^\dagger &= d_{2j-1}^\dagger, \\ c_{j,\downarrow}^\dagger &= d_{2j}^\dagger. \end{aligned} \quad (\text{S13})$$

The Hamiltonian written with the d_j^\dagger fermions has the form

$$\begin{aligned} H &= - \sum_j [(t + t_0) d_{2j-1}^\dagger d_{2j+1} + (t - t_0) d_{2j}^\dagger d_{2j+2}] + h.c. \\ &+ t_{so} [\sum_j (d_{2j-1}^\dagger d_{2j+2} - d_{2j}^\dagger d_{2j+1}) + h.c.] \\ &+ \delta \sum_j (n_{2j-1} - n_{2j}) \\ &+ U \sum_j n_{2j-1} n_{2j}. \end{aligned} \quad (\text{S14})$$

Define $\sigma_j^\pm = \frac{\sigma_j^x \pm i \sigma_j^y}{2}$, then we write the Hamiltonian with tensor product of local Pauli matrix as

$$\begin{aligned} H &= \sum_j [(-t - t_0) \sigma_{2j-1}^- \sigma_{2j}^z \sigma_{2j+1}^+ \\ &+ (-t + t_0) \sigma_{2j}^- \sigma_{2j+1}^z \sigma_{2j+2}^+ + h.c.] \\ &+ t_{so} [\sum_j (\sigma_{2j-1}^- \sigma_{2j}^z \sigma_{2j+1}^+ \sigma_{2j+2}^+ - \sigma_{2j}^- \sigma_{2j+1}^+ \sigma_{2j+2}^+ \sigma_{2j+3}^+) + h.c.] \\ &+ \delta \sum_j (n_{2j-1} - n_{2j}) + U \sum_j n_{2j-1} n_{2j}. \end{aligned} \quad (\text{S15})$$

The form of parity operator P in Jordan-Wigner representation has the form

$$P = \tilde{I}(\otimes_i u_i), \quad (\text{S16})$$

where $u_i = \text{diag}([1, 1, -1, 1])$ acts on 4-dimensional local Hilbert space of site i , with the local bases being $[|0\rangle, |\uparrow\rangle, |\downarrow\rangle, |\uparrow\downarrow\rangle]$. The \tilde{I} is the inversion operator in Jordan-Wigner representation that satisfy

$$\begin{aligned} \tilde{I}(\otimes_i M_i) \tilde{I}^{-1} &= \tilde{I}(\cdots \otimes M_{i-1} \otimes M_i \otimes M_{i+1} \otimes \cdots) \tilde{I}^{-1} \\ &= \cdots \otimes M_{-i+1} \otimes M_{-i} \otimes M_{-i-1} \otimes \cdots, \end{aligned} \quad (\text{S17})$$

where M_i is any local operator on 4-dimensional local Hilbert space of site i . From the relation

$$\begin{aligned} u^2 &= id \otimes id, \\ u(\sigma^- \otimes \sigma^z) &= -(\sigma^- \otimes id)u, \\ u(\sigma^+ \otimes \sigma^z) &= -(\sigma^+ \otimes id)u, \\ u(\sigma^z \otimes \sigma^-) &= (id \otimes \sigma^-)u, \\ u(\sigma^z \otimes \sigma^+) &= (id \otimes \sigma^+)u, \\ u(\sigma^z \otimes \sigma^z) &= (\sigma^z \otimes \sigma^z)u, \\ u(id \otimes id) &= (id \otimes id)u, \end{aligned} \quad (\text{S18})$$

we find

$$\begin{aligned} P c_{i,\sigma}^\dagger c_{i\pm 1,\sigma} P^{-1} &= c_{-i+1,\sigma}^\dagger c_{-i+1\mp 1,\sigma}, \\ P c_{i,\bar{\sigma}}^\dagger c_{i\pm 1,\sigma} P^{-1} &= -c_{-i+1,\bar{\sigma}}^\dagger c_{-i+1\mp 1,\sigma}, \end{aligned} \quad (\text{S19})$$

therefore we have verified $P = \tilde{I}(\otimes_i u_i)$ is indeed the correct form of parity operator P in Jordan-Wigner representation.

B. Details of the PMF approximation at weak U

1. Derivations of spin textures

In this part we treat MF Hamiltonian $H_{mf} = \sum_k (\epsilon_k^+ d_{k,+}^\dagger d_{k,+} + \epsilon_k^- d_{k,-}^\dagger d_{k,-})$ as the unperturbed Hamiltonian, and treat $V = H - H_{mf} = U \sum_i n_{i,\uparrow} n_{i,\downarrow} + \sum_i \frac{U_m}{2} (n_{i,\uparrow} - n_{i,\downarrow}) - \sum_i U \frac{\nu^2 + m^2}{4}$ as the perturbation. Since for k_0 points outside Fermi sea the unperturbed MF ground state has no particle occupation, the leading order contribution to spin texture observables is at order $O(U^2)$ order, which requires first order perturbed many-body wavefunction. In standard perturbation theory the perturbed many-body ground state wavefunction has the form

$$\begin{aligned}
|n\rangle = & |n^{(0)}\rangle + \sum_{m \neq n} \frac{V_{mn}|m^{(0)}\rangle}{(E_n^{(0)} - E_m^{(0)})} - \sum_{m \neq n} \frac{V_{nn}V_{mn}|m^{(0)}\rangle}{(E_n^{(0)} - E_m^{(0)})^2} + \sum_{m \neq n} \sum_{l \neq n} \frac{V_{ml}V_{ln}|m^{(0)}\rangle}{(E_n^{(0)} - E_m^{(0)})(E_n^{(0)} - E_l^{(0)})} \\
& - \sum_{l \neq n} \frac{V_{nl}V_{ln}|n^{(0)}\rangle}{(E_n^{(0)} - E_l^{(0)})^2},
\end{aligned} \tag{S20}$$

where $|m\rangle$ denotes the perturbed eigenstates, $|m^{(0)}\rangle$ denotes unperturbed eigenstates (in Fock space), $E_m^{(0)}$ denotes the unperturbed energy (of H_{mf}), $V_{ml} = \langle m^{(0)}|V|l^{(0)}\rangle$ denotes the matrix element of perturbation term $V = H - H_{mf}$.

Since the unperturbed H_{mf} can be diagonalized in momentum space, we write the MF correction of Zeeman term and Hubbard interaction to momentum space as

$$\begin{aligned}
U \sum_i n_{i,\uparrow} n_{i,\downarrow} &= \frac{U}{L} \sum_{k,q,q'} c_{q\uparrow}^\dagger c_{q'\downarrow}^\dagger c_{-k+q+q'\downarrow} c_{k\uparrow} \\
&= \frac{U}{L} \sum_{k,q,q'} (\alpha_q^* d_{q,-}^\dagger - \beta_q d_{q,+}^\dagger) (\beta_{q'}^* d_{q',-}^\dagger + \alpha_{q'} d_{q',+}^\dagger) \\
&\quad \times (\beta_{-k+q+q'} d_{-k+q+q',-} + \alpha_{-k+q+q'}^* d_{-k+q+q',+}) \\
&\quad \times (\alpha_k d_{k,-} - \beta_k^* d_{k,+}), \\
\sum_i \frac{Um}{2} (n_{i\uparrow} - n_{i\downarrow}) &= \frac{Um}{2} \sum_k \{ (\beta_k \beta_k^* - \alpha_k \alpha_k^*) (d_{k,+}^\dagger d_{k,+} - d_{k,-}^\dagger d_{k,-}) \\
&\quad + 2\alpha_k \beta_k (d_{k,-}^\dagger d_{k,+} - d_{k,+}^\dagger d_{k,-}) \}.
\end{aligned} \tag{S21}$$

Note that in above formula $d_{k,\pm}^\dagger, \alpha_k, \beta_k$ are determined by diagonalizing H_{mf} with $\tilde{\delta} = \delta - Um/2$. Here α_k and β_k have been chosen as imaginary odd function and real even function in FBZ, respectively.

With the many-body perturbed ground state obtained from Eq. (S20), it is convenient to first evaluate the relative spin textures $\langle \mathcal{S}_{k_0}^{y/z} \rangle$ in the rotating frame defined in Eq. (17). The expectation values $\langle \mathcal{S}_{k_0}^{y/z} \rangle$ from 0th to 2nd order are calculated from

$$\begin{aligned}
\langle \mathcal{S}_{k_0}^{y/z} \rangle_{0th} &= \langle n^{(0)} | \mathcal{S}_{k_0}^{y/z} | n^{(0)} \rangle, \\
\langle \mathcal{S}_{k_0}^{y/z} \rangle_{1st} &= \sum_{m \neq n} \frac{V_{mn}^* \langle m^{(0)} | \mathcal{S}_{k_0}^{y/z} | n^{(0)} \rangle}{(E_n^{(0)} - E_m^{(0)})} + h.c., \\
\langle \mathcal{S}_{k_0}^{y/z} \rangle_{2nd} &= \sum_{m \neq n} \frac{V_{nm} V_{mn}}{(E_n^{(0)} - E_m^{(0)})^2} (\langle m^{(0)} | \mathcal{S}_{k_0}^{y/z} | m^{(0)} \rangle - \langle n^{(0)} | \mathcal{S}_{k_0}^{y/z} | n^{(0)} \rangle) \\
&\quad + \sum_{m' \neq n} \sum_{m \neq n, m \neq m'} \frac{V_{m'n}^* V_{mn}}{(E_n^{(0)} - E_{m'}^{(0)})(E_n^{(0)} - E_m^{(0)})} \langle m'^{(0)} | \mathcal{S}_{k_0}^{y/z} | m^{(0)} \rangle \\
&\quad + \{ \sum_{m \neq n} \sum_{l \neq n} \frac{V_{ml} V_{ln}^*}{(E_n^{(0)} - E_m^{(0)})(E_n^{(0)} - E_l^{(0)})} - \sum_{m \neq n} \frac{V_{nn}^* V_{mn}}{(E_n^{(0)} - E_m^{(0)})^2} \} \langle m^{(0)} | \mathcal{S}_{k_0}^{y/z} | n^{(0)} \rangle + h.c..
\end{aligned} \tag{S22}$$

The zeroth order expectation value is simply

$$\begin{aligned}
\langle \mathcal{S}_{k_0}^y \rangle_{0th} &= 0, \\
\langle \mathcal{S}_{k_0}^z \rangle_{0th} &= -f_{k_0,-}.
\end{aligned} \tag{S23}$$

where $f_{k,\pm}$ is the Fermi distribution of MF ground state in upper/lower subbands, and $f_{k,+} = 0$ is satisfied in the global FBZ.

The first order expectation value vanishes

$$\langle \mathcal{S}_{k_0}^y \rangle_{1st} = \langle \mathcal{S}_{k_0}^z \rangle_{1st} = 0 \tag{S24}$$

due to the fact that $V_{mn}^* \langle m^{(0)} | \mathcal{S}_{k_0}^{y/z} | n^{(0)} \rangle$ vanishes for both $\mathcal{S}_{k_0}^z$ and $\mathcal{S}_{k_0}^y$. To show $V_{mn}^* \langle m^{(0)} | \mathcal{S}_{k_0}^z | n^{(0)} \rangle = 0$, only $m = n$ terms need to be considered and one can find $V_{nn} = 0$ (n labels the ground state) due to MF self-consistent condition.

To show that $V_{mn}^* \langle m^{(0)} | \mathcal{S}_{k_0}^y | n^{(0)} \rangle$, one can take out the quadratic contributions H_I^{quad} from Hubbard interaction that create single particle excitations of the form $d_{k_0,+}^\dagger d_{k_0,-} | n^{(0)} \rangle$, i.e.,

$$\begin{aligned} H_I^{quad} &= \frac{U}{L} \sum_{q,k_0} ((\alpha_q^* \alpha_q - \beta_q^* \beta_q) \alpha_{k_0} \beta_{k_0} d_{k_0,+}^\dagger d_{k_0,-} n_{q,-} + h.c.) \\ &= \frac{U}{L} \sum_{q,k_0} ((\alpha_q^* \alpha_q - \beta_q^* \beta_q) \alpha_{k_0} \beta_{k_0} d_{k_0,+}^\dagger d_{k_0,-} f_{q,-} + h.c.) \\ &= 2Um \sum_{k_0} \alpha_{k_0} \beta_{k_0} d_{k_0,+}^\dagger d_{k_0,-} + h.c.. \end{aligned} \quad (S25)$$

Note that contributions of the H_I^{quad} term cancels with contributions of the Zeeman correction term in Eq. (S21) when evaluating V_{mn} .

The second order contributions of $\langle \mathcal{S}_{k_0}^y \rangle_{2nd}$ and $\langle \mathcal{S}_{k_0}^z \rangle_{2nd}$ are also obtained after tedious but straightforward calculation. The expression for $\langle \mathcal{S}_{k_0}^y \rangle_{2nd}$ has the form

$$\begin{aligned} \langle \mathcal{S}_{k_0}^y \rangle_{2nd} &= -i \langle d_{k_0,+}^\dagger d_{k_0,-} \rangle_{2nd} + h.c., \\ \langle d_{k_0,+}^\dagger d_{k_0,-} \rangle_{2nd} &= \left(\frac{U}{L}\right)^2 \sum_{q>q'} \frac{|\alpha_q \beta_{q'} - \beta_q \alpha_{q'}|^2 \{ \alpha_{k_0}^* \alpha_{-k_0+q+q'} + \beta_{k_0}^* \beta_{-k_0+q+q'} \} (\beta_{k_0}^* \alpha_{-k_0+q+q'}^* - \alpha_{k_0}^* \beta_{-k_0+q+q'}^*)}{(\epsilon_{k_0}^+ - \epsilon_{k_0}^-)(\epsilon_q^- + \epsilon_{q'}^- - \epsilon_{k_0}^- - \epsilon_{-k_0+q+q'}^-)} \\ &\quad \times (1 - f_{q,-})(1 - f_{q',-}) f_{-k_0+q+q',-} f_{k_0,-} \\ &\quad + \left(\frac{U}{L}\right)^2 \sum_{q>q'} \frac{|\alpha_q \beta_{q'} - \beta_q \alpha_{q'}|^2 (\beta_{k_0}^* \alpha_{-k_0+q+q'}^* - \alpha_{k_0}^* \beta_{-k_0+q+q'}^*) \{ \alpha_{k_0}^* \alpha_{-k_0+q+q'} + \beta_{k_0}^* \beta_{-k_0+q+q'} \}}{(\epsilon_{k_0}^+ - \epsilon_{k_0}^-)(\epsilon_q^+ + \epsilon_{q'}^+ - \epsilon_{k_0}^- - \epsilon_{-k_0+q+q'}^-)} \\ &\quad \times (1 - f_{q,+})(1 - f_{q',+}) f_{-k_0+q+q',-} f_{k_0,-} \\ &\quad + \left(\frac{U}{L}\right)^2 \sum_{q,q'} \frac{|\alpha_q^* \alpha_{q'} + \beta_q \beta_{q'}|^2 (\beta_{k_0}^* \alpha_{-k_0+q+q}^* - \alpha_{k_0}^* \beta_{-k_0+q+q}^*) \{ \alpha_{k_0}^* \alpha_{-k_0+q+q'} + \beta_{k_0}^* \beta_{-k_0+q+q'} \}}{(\epsilon_{k_0}^+ - \epsilon_{k_0}^-)(\epsilon_q^+ + \epsilon_{q'}^- - \epsilon_{k_0}^- - \epsilon_{-k_0+q+q'}^-)} \\ &\quad \times (1 - f_{q,+})(1 - f_{q',-}) f_{-k_0+q+q',-} f_{k_0,-} \\ &\quad + \left(\frac{U}{L}\right)^2 \sum_{q>q'} \frac{|\alpha_q \beta_{q'} - \beta_q \alpha_{q'}|^2 (\alpha_{k_0}^* \alpha_{-k_0+q+q'}^* \beta_{k_0}^* - \beta_{k_0}^* \alpha_{-k_0+q+q'}^* \alpha_{k_0}^*) \{ \alpha_{k_0}^* \alpha_{-k_0+q+q'} + \beta_{k_0}^* \beta_{-k_0+q+q'} \}}{(\epsilon_{k_0}^+ - \epsilon_{k_0}^-)(\epsilon_{k_0}^+ + \epsilon_{-k_0+q+q'}^- - \epsilon_q^- - \epsilon_{q'}^-)} \\ &\quad \times (1 - f_{k_0,+}) f_{k_0,-} (1 - f_{-k_0+q+q',-}) f_{q,-} f_{q',-} \\ &\quad - \left(\frac{U}{L}\right)^2 \sum_{q>q'} \frac{|\alpha_q \beta_{q'} - \beta_q \alpha_{q'}|^2 (\beta_{k_0}^* \alpha_{-k_0+q+q'}^* - \alpha_{k_0}^* \beta_{-k_0+q+q'}^*) \{ \alpha_{k_0}^* \alpha_{-k_0+q+q'} + \beta_{k_0}^* \beta_{-k_0+q+q'} \}}{(\epsilon_{k_0}^+ - \epsilon_{k_0}^-)(\epsilon_{k_0}^+ + \epsilon_{-k_0+q+q'}^- - \epsilon_q^- - \epsilon_{q'}^-)} \\ &\quad \times (1 - f_{k_0,+}) f_{k_0,-} (1 - f_{-k_0+q+q',+}) f_{q,-} f_{q',-} \\ &\quad + \left(\frac{U}{L}\right)^2 \sum_{q>q'} \frac{|\alpha_q \beta_{q'} - \beta_q \alpha_{q'}|^2 \{ \alpha_{-k_0+q+q'}^* \alpha_{k_0}^* + \beta_{-k_0+q+q'}^* \beta_{k_0}^* \} (\alpha_{k_0}^* \alpha_{-k_0+q+q'}^* \beta_{k_0}^* - \beta_{k_0}^* \alpha_{-k_0+q+q'}^* \alpha_{k_0}^*)}{(\epsilon_q^- + \epsilon_{q'}^- - \epsilon_{k_0}^- - \epsilon_{-k_0+q+q'}^-)(\epsilon_q^- + \epsilon_{q'}^- - \epsilon_{k_0}^+ - \epsilon_{-k_0+q+q'}^-)} \\ &\quad \times (1 - f_{k_0,-})(1 - f_{-k_0+q+q',-}) f_{q,-} f_{q',-} \\ &\quad - \left(\frac{U}{L}\right)^2 \sum_{q>q'} \frac{|\alpha_q \beta_{q'} - \beta_q \alpha_{q'}|^2 \{ \alpha_{-k_0+q+q'}^* \alpha_{k_0}^* + \beta_{-k_0+q+q'}^* \beta_{k_0}^* \} (\alpha_{k_0}^* \alpha_{-k_0+q+q'}^* \beta_{k_0}^* - \beta_{k_0}^* \alpha_{-k_0+q+q'}^* \alpha_{k_0}^*)}{(\epsilon_q^- + \epsilon_{q'}^- - \epsilon_{k_0}^- - \epsilon_{-k_0+q+q'}^-)(\epsilon_q^- + \epsilon_{q'}^- - \epsilon_{k_0}^+ - \epsilon_{-k_0+q+q'}^-)} \\ &\quad \times (1 - f_{k_0,-})(1 - f_{-k_0+q+q',+}) f_{q,-} f_{q',-} \end{aligned} \quad (S26)$$

In the above expression of $\langle d_{k_0,+}^\dagger d_{k_0,-} \rangle_{2nd}$, the first five terms come from perturbation formula

$$\sum_{m \neq n} \sum_{l \neq n} \frac{V_{ml}^* V_{ln}}{(E_n^{(0)} - E_m^{(0)})(E_n^{(0)} - E_l^{(0)})} \langle m^{(0)} | \mathcal{S}_{k_0}^{y/z} | n^{(0)} \rangle \quad (S27)$$

with k_0 inside Fermi sea, while the last two terms come from perturbation formula

$$\sum_{m' \neq n} \sum_{m \neq n, m \neq m'} \frac{V_{m'n}^* V_{mn}}{(E_n^{(0)} - E_{m'}^{(0)})(E_n^{(0)} - E_m^{(0)})} \langle m'^{(0)} | \mathcal{S}_{k_0}^{y/z} | m^{(0)} \rangle \quad (S28)$$

with k_0 outside Fermi sea. The expression for $\langle \mathcal{S}_{k_0}^z \rangle_{2nd}$ has the form

$$\begin{aligned}
\langle \mathcal{S}_{k_0}^z \rangle_{2nd} = & \left(\frac{U}{L}\right)^2 \sum_{q,q'} \frac{|(\alpha_q^* \alpha_{q'} + \beta_q^* \beta_{q'}) (\beta_{-k_0+q+q'} \alpha_{k_0} - \alpha_{-k_0+q+q'} \beta_{k_0})|^2 (1-f_{q,-})(1-f_{q',+}) f_{-k_0+q+q',-} f_{k_0,-}}{(\epsilon_q^- + \epsilon_{q'}^+ - \epsilon_{k_0}^- - \epsilon_{-k_0+q+q'}^-)^2} \\
& + \left(\frac{U}{L}\right)^2 \sum_{q>q'} \frac{|(\alpha_q \beta_{q'} - \alpha_{q'} \beta_q) (\beta_{-k_0+q+q'} \alpha_{k_0} - \alpha_{-k_0+q+q'} \beta_{k_0})|^2 (1-f_{q,-})(1-f_{q',-}) f_{-k_0+q+q',-} f_{k_0,-}}{(\epsilon_q^- + \epsilon_{q'}^- - \epsilon_{k_0}^- - \epsilon_{-k_0+q+q'}^-)^2} \\
& + \left(\frac{U}{L}\right)^2 \sum_{q>q'} \frac{|(\alpha_q \beta_{q'} - \alpha_{q'} \beta_q) (\beta_{-k_0+q+q'} \alpha_{k_0} - \alpha_{-k_0+q+q'} \beta_{k_0})|^2 (1-f_{q,+})(1-f_{q',+}) f_{-k_0+q+q',-} f_{k_0,-}}{(\epsilon_q^+ + \epsilon_{q'}^+ - \epsilon_{k_0}^- - \epsilon_{-k_0+q+q'}^-)^2} \\
& + \left(\frac{U}{L}\right)^2 \sum_{q>q'} \frac{|(\alpha_q \beta_{q'} - \alpha_{q'} \beta_q) (\beta_{-k_0+q+q'} \alpha_{k_0} - \alpha_{-k_0+q+q'} \beta_{k_0})|^2 (1-f_{-k_0+q+q',+})(1-f_{k_0,+}) f_{q,-} f_{q',-}}{(\epsilon_q^- + \epsilon_{q'}^- - \epsilon_{k_0}^+ - \epsilon_{-k_0+q+q'}^+)^2} \\
& - \left(\frac{U}{L}\right)^2 \sum_{q>q'} \frac{|(\alpha_q \beta_{q'} - \alpha_{q'} \beta_q) (\beta_{-k_0+q+q'} \alpha_{k_0} - \alpha_{-k_0+q+q'} \beta_{k_0})|^2 (1-f_{-k_0+q+q',-})(1-f_{k_0,-}) f_{q,-} f_{q',-}}{(\epsilon_q^- + \epsilon_{q'}^- - \epsilon_{k_0}^- - \epsilon_{-k_0+q+q'}^-)^2} \\
& - \left(\frac{U}{L}\right)^2 \sum_{q>q'} \frac{|(\alpha_q \beta_{q'} - \alpha_{q'} \beta_q) (\alpha_{-k_0+q+q'}^* \alpha_{k_0} + \beta_{-k_0+q+q'}^* \beta_{k_0})|^2 (1-f_{-k_0+q+q',+})(1-f_{k_0,-}) f_{q,-} f_{q',-}}{(\epsilon_q^- + \epsilon_{q'}^- - \epsilon_{k_0}^- - \epsilon_{-k_0+q+q'}^-)^2} \\
& + \left(\frac{U}{L}\right)^2 \sum_{q>q'} \frac{|(\alpha_q \beta_{q'} - \alpha_{q'} \beta_q) (\alpha_{-k_0+q+q'}^* \alpha_{k_0} + \beta_{-k_0+q+q'}^* \beta_{k_0})|^2 (1-f_{-k_0+q+q',-})(1-f_{k_0,+}) f_{q,-} f_{q',-}}{(\epsilon_q^- + \epsilon_{q'}^- - \epsilon_{k_0}^+ - \epsilon_{-k_0+q+q'}^+)^2}. \quad (\text{S29})
\end{aligned}$$

In above expression for $\langle \mathcal{S}_{k_0}^z \rangle_{2nd}$ all terms come from perturbation formula

$$\sum_{m \neq n} \frac{V_{nm} V_{mn}}{(E_n^{(0)} - E_m^{(0)})^2} (\langle m^{(0)} | \mathcal{S}_{k_0}^{y/z} | m^{(0)} \rangle - \langle n^{(0)} | \mathcal{S}_{k_0}^{y/z} | n^{(0)} \rangle),$$

and the last four terms contribute to the case where k_0 is outside Fermi sea. When we perform numerical integral using above perturbation expressions, we slightly modify the dispersion $\epsilon_{k,-}$ to avoid the divergence at Fermi points by slightly modify the dispersion

$$\epsilon_{k,-} \rightarrow \epsilon_{k,-} - \delta_\epsilon f_{k,-}, \quad (\text{S30})$$

where $\delta_\epsilon = 0.01 t_0$ is used. This approximation has little effects on spin directions of momentum points whose energy are away from Fermi level ϵ_F . Finally, the spin textures $\langle \mathcal{S}_k^{y/z} \rangle$ in original spin up/down bases are obtained by the inverse transformation

$$\begin{aligned}
\langle s_k^y \rangle &= i(\alpha_k^* \beta_k - \beta_k^* \alpha_k) \langle \mathcal{S}_k^z \rangle - (\alpha_k^2 + \beta_k^2) \langle \mathcal{S}_k^y \rangle, \\
\langle s_k^z \rangle &= (|\beta_k|^2 - |\alpha_k|^2) \langle \mathcal{S}_k^z \rangle - 2i\alpha_k \beta_k \langle \mathcal{S}_k^y \rangle,
\end{aligned} \quad (\text{S31})$$

2. Detailed analysis of PMF results

Here we show that the value of winding number defined from the many-body scattering state wavefunction is different from that of MF Hamiltonian band topology. We denote U_c as transition point of the winding number, and denote U_{c1} as another transition point where the renormalized Zeeman energy $\tilde{\delta}$ exceeds $2t_0$. Fig. S1(a)-(b) shows that U_c and U_{c1} are in general different. We also show that typically the MF bands are deformed to satisfy two-fermi-points condition in Eq. (4) before the topological transition occurs. To see this we also denote U_{c2} as the critical value at which the MF lower subband energy $\epsilon_{k=0}^-$ becomes higher than ϵ_F (thus Eq. (4) is sat-

isfied by MF Hamiltonian). In Fig. S1(b) one can see U_{c2} is typically not larger than U_{c1}, U_c . Thus when we analysis transition of winding number, we can focus on the two Fermi points case where Eq. (4) is satisfied.

Although the PMF treatment provides qualitative understanding of the winding number and its transition, we should clarify several weaknesses of the analytical PMF treatment. (i) Such a finite order U expansion is incorrect at large U limit by definition. From the correct results given by t_{so} expansion at infinite U and numerical VUMPS results in Fig. 4 and 6, one can see that at small ν the winding $W = 1$ is unchanged by infinite large U . However, in the large U limit the PMF method gives incorrect result that the winding at any ν will become trivial, as long as U and thus $\tilde{\delta} = \delta - Um/2$ are large

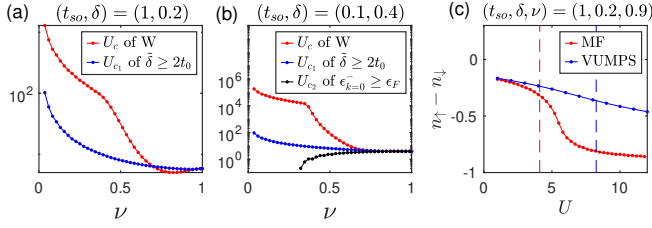


FIG. S1: Physical quantities about transition of ground state winding number obtained from the MF and PMF solutions. Here $t_0 = 1$. (a)-(b) shows drawback of PMF method, where critical U for winding number exists at any filling factor ν in PMF results. Here red curves correspond to critical value U_c of the winding number W obtained from PMF wavefunction, blue curves correspond to critical value U_{c1} at which the renormalized Zeeman field $\tilde{\delta}$ becomes larger than $2t_0$, black curve correspond to critical value U_{c2} at which MF dispersion $\epsilon_{k=0}^-$ becomes above Fermi level ϵ_F . (c) shows magnetization $n_{\uparrow} - n_{\downarrow}$ is overestimated in MF solution compared to the VUMPS result.

enough as seen in Fig. S1(a)-(b). (ii) The transition point U_c for fixed ν is usually overestimated by PMF method at large ν , especially for the parameter regimes where U_c is large as shown in Fig. S2. This can be understood from the fact that the magnetization is overestimated in MF solution and the error of magnetization increases with U as shown in Fig. S1(c). (iii) When ν is close to 1, the MF solution of m and $\tilde{\delta} = \delta - Um/2$ has a discontinuity along U , as can be seen in Fig. 7(b) and Fig. S3(a)-(b). This discontinuity originates from the existence of more than one local minima in the MF ground state energy $E(M)$ in Eq. (4) as shown by Fig. S3 (c). In contrast to MF solution, the accurate VUMPS results in Fig. 7(b) exhibits continuous magnetization, suggesting that the discontinuity of MF solution is artificial.

Finally we discuss the monotonicity of U_c as a function of ν given by PMF method. Naively, within MF picture one expects that increasing ν would enhance both interacting effect and total magnetization m , thus U_c would monotonically decreases. However, U_c obtained from PMF may increase with ν as shown in Fig. 5(a), S2(a). This can be explained by the noninteracting magnetization shown in Fig. S3(d). At large ν the magnetization of noninteracting ground state decreases quickly in $(t_{so}, \delta) = (1, 0.2)$ case and slowly in $(t_{so}, \delta) = (0.1, 0.4)$ case. As a result, when ν is increased, stronger U is required to enhance the magnetization in the $(t_{so}, \delta) = (1, 0.2)$ case.

C. Details of t_{so} expansion at infinite U limit

1. Derivations

Before entering the tedious calculations of this method, we introduce the basic ideas. We first start from a spin polarized product state v_0 which is exactly the ground

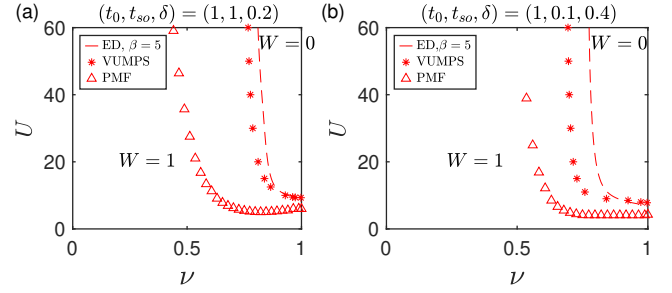


FIG. S2: Ground state phase diagram of the winding number W . In such parameter regimes critical value U_c is large, and error of U_c from PMF is also large. Parameters are $(t_0, t_{so}, \delta) = (1, 1, 0.2)$ in (a) with Eq. (4) satisfied and $(t_0, t_{so}, \delta) = (1, 0.1, 0.4)$ in (b) with Eq. (4) unsatisfied. The ground state phase boundaries are obtained from VUMPS and PMF wavefunction. The finite but very low temperature $\beta = 5$ phase boundaries are obtained from ED and agrees with VUMPS results well.

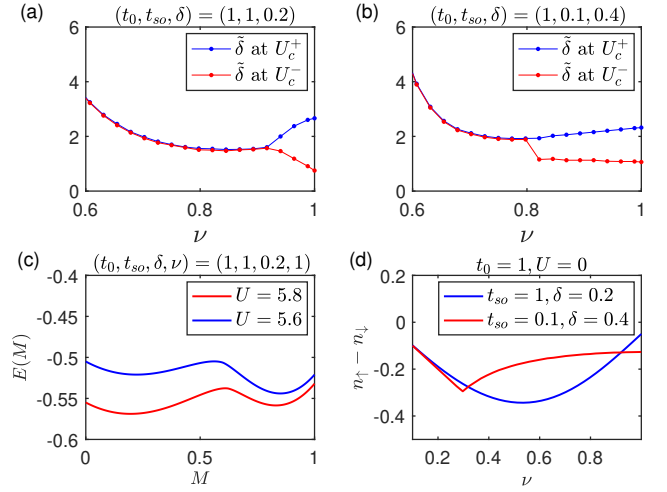


FIG. S3: Detailed analysis of PMF solution for ground state. (a)-(b) shows the renormalized Zeeman energy $\tilde{\delta}$ in MF solution at critical value $U_c^{\pm} = U_c + 0^{\pm}$, where U_c denotes transition point of winding number W determined from PMF wavefunction. For large ν , the inequality of $\tilde{\delta}$ at U_c^+ and U_c^- indicate that in the MF solution $\tilde{\delta}$ has discontinuity at U_c . (c) shows that the MF ground state energy $E(M)$ may have two local minima, leading to a jump of $\tilde{\delta}$. (d) shows that with increase of ν , at large ν the magnetization of noninteracting ground state decreases quickly in $(t_0, t_{so}, \delta) = (1, 1, 0.2)$ case and slowly in $(t_0, t_{so}, \delta) = (1, 0.1, 0.4)$ case.

state at $\delta \neq 0$, $t_{so} = 0$ and infinite U . Then particle-hole excitations resulting from SOC are introduced to state v_0 according to variational principle, which creates a variational many-body wavefunction ψ_g . The spin textures at infinite U are calculated using ψ_g .

Our purpose is to treat t_{so} as small perturbation and expand $\langle s_{k_0}^{y/z} \rangle$ to lowest order of t_{so} . The infinite U Hamiltonian projected by Gutzwiller projector P_G has

the form

$$\begin{aligned}\tilde{H} &= P_G H P_G \\ &= \tilde{H}_{t_0} + \tilde{H}_\delta + \tilde{H}_{t_{so}},\end{aligned}\quad (\text{S32})$$

where P_G is defined as

$$P_G = \prod_i (1 - n_{i,\uparrow} n_{i,\downarrow}). \quad (\text{S33})$$

The Hubbard interaction vanishes while terms in H_0 becomes

$$\begin{aligned}\tilde{H}_{t_0} &= P_G H_{t_0} P_G \\ &= \{-t_0 \sum_i \sum_\sigma \sigma ((1 - n_{i,\bar{\sigma}}) c_{i,\sigma}^\dagger c_{i+1,\sigma} (1 - n_{i+1,\bar{\sigma}}) \\ &\quad + (1 - n_{i+1,\bar{\sigma}}) c_{i+1,\sigma}^\dagger c_{i,\sigma} (1 - n_{i,\bar{\sigma}}))\} P_G, \\ \tilde{H}_{t_{so}} &= P_G H_{t_{so}} P_G \\ &= \{t_{so} [\sum_i ((1 - n_{i,\downarrow}) c_{i,\uparrow}^\dagger c_{i+1,\downarrow} (1 - n_{i+1,\uparrow}) \\ &\quad - (1 - n_{i+1,\downarrow}) c_{i+1,\uparrow}^\dagger c_{i,\downarrow} (1 - n_{i,\uparrow})) + h.c.]\} P_G, \\ \tilde{H}_\delta &= P_G H_\delta P_G \\ &= \delta \sum_i (n_{i,\uparrow} - n_{i,\downarrow}) P_G,\end{aligned}\quad (\text{S34})$$

here in the second line the spin symbol $\sigma = \pm 1$ denotes a coefficient when the corresponding spin is up/down. The relevant vectors in the subspace $\text{span}(\{v_0, \tilde{H}v_0, (\tilde{H})^2 v_0\})$ include $v_0, v_0^1, v_1^{1,2}, v_1^3, v_1^4$, which are obtained from

$$\begin{aligned}\tilde{H}_{t_0} v_0 &= E_{kin} v_0, \\ \tilde{H}_\delta v_0 &= -N \delta v_0, \\ \tilde{H}_{t_{so}} v_0 &= t_{so} v_0^1, \\ \tilde{H}_{t_0} v_0^1 &= t_0 v_1^{1,2} + E_{kin} v_0^1, \\ \tilde{H}_{t_{so}} v_0^1 &= t_{so} v_1^3 + t_{so} v_1^4 + O(L) t_{so} v_0, \\ \tilde{H}_\delta v_0^1 &= \delta(2 - N) v_0^1.\end{aligned}\quad (\text{S35})$$

Here E_{kin} is the kinetic energy of state v_0 defined by $E_{kin} = \langle v_0 | \tilde{H}_{t_0} | v_0 \rangle$. Explicit forms of these vectors are

$$\begin{aligned}v_0^1 &= [\sum_i (c_{i,\downarrow} c_{i,\downarrow}^\dagger c_{i,\uparrow}^\dagger c_{i+1,\downarrow} \\ &\quad - c_{i+1,\downarrow} c_{i+1,\downarrow}^\dagger c_{i+1,\uparrow}^\dagger c_{i,\downarrow})] v_0,\end{aligned}\quad (\text{S36})$$

$$\begin{aligned}v_1^{1,2} &= [\sum_i (c_{i-1,\downarrow}^\dagger c_{i+1,\downarrow} - c_{i+1,\downarrow}^\dagger c_{i-1,\downarrow}) c_{i,\uparrow}^\dagger c_{i,\downarrow} \\ &\quad + \sum_i (n_{i+1,\downarrow} - n_{i-1,\downarrow}) c_{i,\uparrow}^\dagger c_{i,\downarrow}] v_0 \\ &\quad - \sum_i (1 - n_{i-1,\downarrow}) (2 - n_{i,\downarrow}) c_{i-1,\uparrow}^\dagger c_{i+1,\downarrow} v_0 \\ &\quad + \sum_i (1 - n_{i+1,\downarrow}) (2 - n_{i,\downarrow}) c_{i+1,\uparrow}^\dagger c_{i-1,\downarrow} v_0 \\ &\quad + \sum_i (1 - n_{i,\downarrow}) (n_{i-1,\downarrow} - n_{i+1,\downarrow}) c_{i,\uparrow}^\dagger c_{i,\downarrow} v_0,\end{aligned}\quad (\text{S37})$$

	v_0	v_0^1	$v_1^{1,2}$	v_1^3	v_1^4
N_\uparrow	0	1	1	2	0
N_\downarrow	N	N-1	N-1	N-2	N
Norm versus L	1	$O(L^{1/2})$	$O(L^{1/2})$	$O(L^1)$	$O(L^1)$
$\langle s_{k_0}^{y/z} \rangle$ versus L	$O(L^0)$	$O(L^0)$	$O(L^0)$	$O(L^1)$	$O(L^1)$

TABLE I:

Informations about the vectors appear in t_{so} expansion. Quantum numbers N_\uparrow, N_\downarrow denotes number of spin up, down particles in each state in first row. N denotes the total particle number. The forth and fifth rows correspond to dependences of the norms and expectation values on lattice size L .

$$\begin{aligned}v_1^3 &= [\sum_i ((1 - n_{i,\downarrow}) c_{i,\uparrow}^\dagger c_{i+1,\downarrow} \\ &\quad - (1 - n_{i+1,\downarrow}) c_{i+1,\uparrow}^\dagger c_{i,\downarrow})] v_0^1,\end{aligned}\quad (\text{S38})$$

$$\begin{aligned}v_1^4 &= -\sum_i (n_{i+1,\downarrow} + n_{i-1,\downarrow}) c_{i,\downarrow}^\dagger c_{i,\downarrow} v_0 \\ &\quad + \sum_i n_{i,\downarrow} (c_{i+1,\downarrow}^\dagger c_{i-1,\downarrow} + h.c.) v_0.\end{aligned}\quad (\text{S39})$$

The meaning of these vectors are quite clear: the action of (Gutzwiller projected) spin flip term $\tilde{H}_{t_{so}}$ on the spin polarized Fermi sea v_0 defines the state v_0^1 where a spin is flipped. The action of \tilde{H}_{t_0} on v_0^1 creates the state $v_1^{1,2}$ where the spin up and down particles in v_0^1 moves in the lattice. The action of $\tilde{H}_{t_{so}}$ on v_0^1 creates state v_1^3 if the previously flipped spin is flipped back, and creates state v_1^4 if one more spin is flipped. The quantum numbers of these vectors and the relevant overlaps versus lattice size L are listed in the table I. We take the approximation $N_\uparrow \leq 1$ due to weak t_{so} , thus v_1^3 is ignored in this calculation.

Note that the above vectors are not orthonormal, and starting from these vectors we obtain a set of orthonormalized vectors v_0, v_1, v_2 defined as

$$\begin{aligned}v_1 &= v_0^1 / |v_0^1|, \\ \tilde{v}_2 &= (v_1^{1,2} - v_1 \langle v_1 | v_1^{1,2} \rangle) \\ &\quad + \frac{t_{so}}{t_0} (v_1^4 - v_0 \langle v_0 | v_1^4 \rangle), \\ v_2 &= \tilde{v}_2 / |\tilde{v}_2|.\end{aligned}\quad (\text{S40})$$

It can be shown at small filling factor ν , for $k_0 \approx 0$ the expectation values $\langle v_0^1 | n_{k_0,\uparrow} | v_0^1 \rangle$ and $\langle v_0^1 | n_{k_0,\downarrow} | v_0^1 \rangle$ cancels exactly and $\langle v_0^1 | s_{k_0}^z | v_0^1 \rangle = 0$, thus contribution from the higher order vector $v_1^{1,2}$ to expectation value $\langle s_{k_0}^z \rangle$ should be included. Since we start from state v_0 , the principle of perturbation required that v_0 vector dominates in the variational wavefunction and thus $t_{so} L^{0.5} \ll \min(t_0, \delta)$ should be satisfied (this will be seen from combination of table I and Eq. (S43) below, requiring $|c_1 v_1| \ll |v_0|$).

Thus the v_1^4 contribution to $\langle s_{k_0}^z \rangle$ and norms of these vector can be ignored. On the other hand, in expression of $\langle s_{k_0}^y \rangle$ outside Fermi sea, v_1^4 contributes to lowest order t_{so} expansion and should be retained when calculating $\langle s_{k_0}^y \rangle$. We clarify that the condition $t_{so}L^{0.5} \ll \min(t_0, \delta)$, which requires $t_{so} \ll L^{-0.5}$ becomes infinitely small in thermodynamic limit, is a weakness of such perturbation treatment in many-body problems. Although the standard perturbation can deal with finitely large t_{so} , it is difficult to perform standard perturbation calculations due to complexity of Bethe-Ansatz wavefunction of standard Hubbard model. Nevertheless, from this analytical t_{so} expansion method the existence of nontrivial many-body spin textures at weak t_{so} and infinite U limit can be confirmed.

The Hamiltonian matrix elements written from orthonormalized vectors v_0, v_1, v_2 has the form

$$H = \begin{bmatrix} H_{00} & H_{01} \\ H_{10} & H_{11} & H_{12} \\ & H_{21} & H_{22} \end{bmatrix}. \quad (\text{S41})$$

The matrix elements satisfy

$$\begin{aligned} H_{11} - H_{00} &= \Delta_1 + 2\delta, \\ H_{22} - H_{00} &= \Delta_2 + 2\delta, \\ H_{01} &= 4t_{so}(k_F - \frac{\sin 2k_F}{2})(1 - \frac{k_F}{\pi})L/|v_0^1| > 0, \\ H_{12} &= \frac{t_0 \sqrt{|v_1^{1,2}|^2 - \langle v_1 | v_1^{1,2} \rangle^2}}{|v_0^1|} = t_0 O(L^0) > 0. \end{aligned} \quad (\text{S42})$$

The variational ground state wavefunction ψ_g is written by an expansion of t_{so} as

$$\begin{aligned} \psi_g &\approx v_0 - c_1 v_1 + c_1 c_2 v_2, \\ c_1 &= \frac{H_{01}}{\Delta_1 + 2\delta}, \\ c_2 &= \frac{H_{12}}{\Delta_2 + 2\delta}. \end{aligned} \quad (\text{S43})$$

The kinetic energy differences Δ_1, Δ_2 are non-negative. We replace the energies of v_1, v_2 by energy of $\sum_k \sin k c_{k,\uparrow}^\dagger c_{k,\downarrow} v_0$ as a simple approximation, i.e., use

$$\Delta_1 \approx \Delta_2 \approx \frac{8t_0 \sin^3 k_F}{3k_F} \quad (\text{S44})$$

to evaluate spin textures from the expression of ψ_g . Below we show spin textures inside and outside Fermi sea, respectively.

For k_0 points inside Fermi sea, we obtain $\langle s_{k_0}^{y/z} \rangle$ at leading order of t_{so} :

$$\begin{aligned} \langle s_{k_0}^y \rangle &\approx \frac{16\pi t_{so}}{\Delta_1 + 2\delta} (1 - \nu) \sin k_0, \\ \langle s_{k_0}^z \rangle &\approx -1 + O(t_{so}^2). \end{aligned} \quad (\text{S45})$$

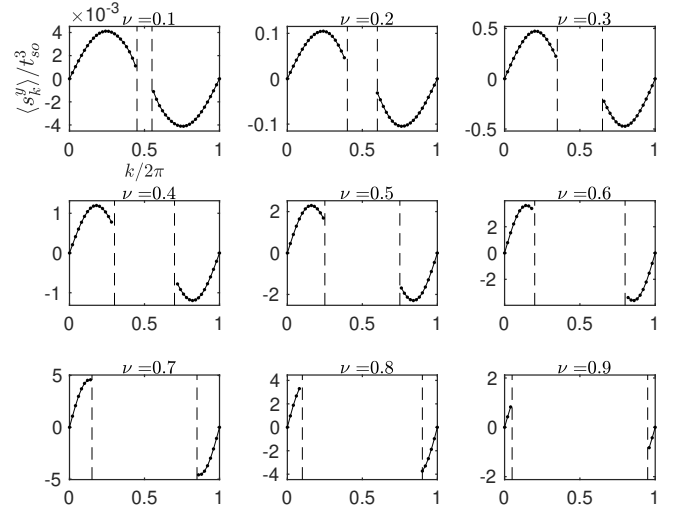


FIG. S4: For infinite U regime, to show ground state $\langle s_k^y \rangle$ always has the same sign as $h_k^y = 2t_{so} \sin k$ for momentum points outside Fermi sea, we plot $\langle s_k^y \rangle$ obtained from t_{so} expansion for different filling factor ν , calculated from variational wavefunction ψ_g in Eq. (S43) via numerical integration of Eq. (S46). Value of $\langle s_k^y \rangle$ is calculated up to lowest order $O(t_{so}^3)$. Parameters are $(t_0, \delta, U) = (1, 1, +\infty)$. The vertical dashed lines denote position of Fermi points. The $\langle s_k^y \rangle$ for momentum points inside Fermi sea have simple leading order expression in Eq. (S45).

For k_0 points outside Fermi sea, the expressions of $\langle s_{k_0}^{y/z} \rangle$ at leading order of t_{so} are

$$\begin{aligned} \langle \psi_g | s_{k_0}^y | \psi_g \rangle &= c_1^2 c_2 [-\langle v_2 | i c_{k_0\downarrow}^\dagger c_{k_0\uparrow} | v_1 \rangle \\ &\quad + c_2 \langle v_2 | i c_{k_0\downarrow}^\dagger c_{k_0\uparrow} | v_2 \rangle] + h.c., \\ \langle \psi_g | s_{k_0}^z | \psi_g \rangle &= c_1^2 [\langle v_1 | s_{k_0}^z | v_1 \rangle - c_2 (\langle v_2 | s_{k_0}^z | v_1 \rangle + h.c.) \\ &\quad + c_2^2 \langle v_2 | s_{k_0}^z | v_2 \rangle]. \end{aligned} \quad (\text{S46})$$

In above expressions, c_1, c_2 coefficients, norm and expectation values of vectors $v_0^1, v_1^{1,2}, v_1^4$ can only be integrated in momentum space numerically in general. The patterns of $\langle s_{k_0}^y \rangle$ in above expression are shown in Fig. S4. At small ν limit, the expression of $\langle s_{k_0}^y \rangle$ outside Fermi sea can be simplified to an analytical expression

$$\langle s_{k_0}^y \rangle \approx \frac{64\pi^4 t_{so}^3 \nu^4}{3(\Delta_1 + 2\delta)^3} \sin k_0. \quad (\text{S47})$$

The values of $\langle \psi_g | s_{k=0}^z | \psi_g \rangle$ and its three components $\langle v_1 | s_{k=0}^z | v_1 \rangle$, $c_2 \langle v_2 | s_{k=0}^z | v_1 \rangle$, $c_2^2 \langle v_2 | s_{k=0}^z | v_2 \rangle$ are shown in Fig. S5. These three terms are independent on t_{so} since only leading order contributions from t_{so} are considered and $\langle \psi_g | s_{k=0}^z | \psi_g \rangle \propto t_{so}^2$ due to the c_1^2 factor. For v_1 state, $\langle v_1 | s_{k=0}^z | v_1 \rangle$ is either zero at small ν or negative at large ν . Thus the changed sign of $\langle \psi_g | s_{k=0}^z | \psi_g \rangle$ results from the property of v_2 state.

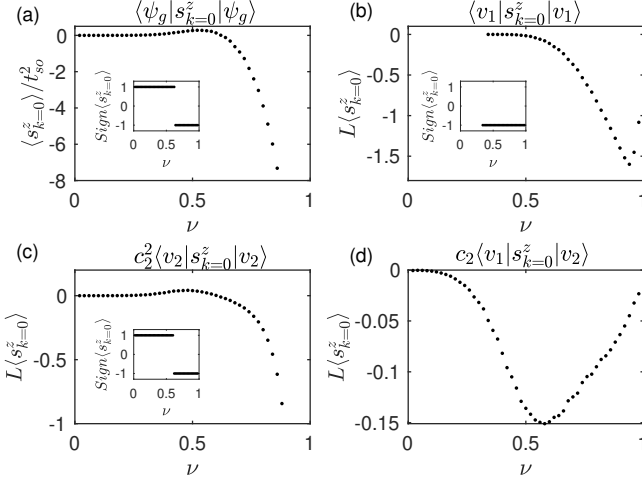


FIG. S5: Magnitudes and signs of $\langle s_{k=0}^z \rangle$ calculated from variational ground state wavefunction ψ_g in Eq. (S43) and its components versus filling ν using Eq. (S46). Parameters are $(t_0, \delta, U) = (1, 1, +\infty)$. (a)-(d) correspond to $\langle \psi_g | s_{k=0}^z | \psi_g \rangle$, $\langle v_1 | s_{k=0}^z | v_1 \rangle$, $c_2^2 \langle v_2 | s_{k=0}^z | v_2 \rangle$, $c_2 \langle v_1 | s_{k=0}^z | v_2 \rangle$, respectively. Here L is lattice size. For (b), the value of $\langle s_{k=0}^z \rangle$ vanishes exactly for small ν and is not plotted. Therefore to obtain nonzero $\langle s_{k=0}^z \rangle$ in global FBZ and correct winding number, variational ansatz composed of two states v_0, v_1 are not enough, one should at least consider up to v_2 .

D. Exact ground state spin textures in special parameter limits

In order to understand the pattern of many-body spin textures better, here we consider two special limits where exact properties of observable many-body spin texture can be obtained. The first limit is the large U limit at half filling where expression of spin textures at lowest U^{-1} order can be expressed explicitly. The second limit is the flat band limit with $t_0 = t_{so}, \delta = 0$, where the exact spin direction in momentum space can be obtained. These two cases supports the fact that the common characteristics of spin textures is that the sign of $\langle s_k^y \rangle$ is always the same as the Bloch Hamiltonian coefficient h_k^y .

1. The half filling and large U limit with $0 < \delta < 2t_0$,

We choose the on-site terms

$$\tilde{H}_0 = \delta \sum_i (n_{i,\uparrow} - n_{i,\downarrow}) + U \sum_i n_{i,\uparrow} n_{i,\downarrow}, \quad (\text{S48})$$

as unperturbed Hamiltonian, and choose the hopping term

$$\tilde{H}_1 = \sum_i \psi_i^\dagger (it_{so}\tau_y - t_0\tau_z) \psi_{i+1} + h.c. \quad (\text{S49})$$

as perturbation. Due to nonzero δ , the unperturbed ground state at half filling is non-degenerate and writ-

ten as

$$\begin{aligned} \psi^{(0)} &= \prod_i c_{i,\downarrow}^\dagger |vac\rangle \\ &= \prod_k c_{k,\downarrow}^\dagger |vac\rangle. \end{aligned} \quad (\text{S50})$$

We consider perturbed wavefunction up to order of U^{-1} , i.e., the first order correction

$$\psi^{(1)} = \frac{t_{so}}{-2\delta - U} \sum_i (c_{i,\uparrow}^\dagger c_{i+1,\downarrow} - c_{i+1,\uparrow}^\dagger c_{i,\downarrow}) \psi^{(0)}. \quad (\text{S51})$$

The expectation of hopping matrix $\langle c_{i,\sigma}^\dagger c_{j,\sigma'} \rangle$ up to order U^{-1} are calculated with the first order perturbed wave function:

$$\begin{aligned} \langle c_{i,\uparrow}^\dagger c_{j,\downarrow} \rangle &= -\delta_{i-j,1} \frac{t_{so}}{2\delta + U} + \delta_{i-j,-1} \frac{t_{so}}{2\delta + U}, \\ \langle c_{i,\uparrow}^\dagger c_{j,\uparrow} \rangle &= O\left(\frac{1}{U^2}\right) \delta_{i,j}, \\ \langle c_{i,\downarrow}^\dagger c_{i,\downarrow} \rangle &= 1 - \delta_{i,j} O\left(\frac{1}{U^2}\right). \end{aligned} \quad (\text{S52})$$

We then obtain the momentum space spin texture in large U limit

$$\begin{aligned} \langle s_k^y \rangle &= \frac{4t_{so}}{U + 2\delta} \sin k, \\ \langle s_k^z \rangle &= -1 + O\left(\frac{1}{U^2}\right). \end{aligned} \quad (\text{S53})$$

2. The Flat band $t_0 = t_{so}, \delta = 0$ case

The Hamiltonian in $t_0 = t_{so}, \delta = 0$ case becomes

$$\begin{aligned} H &= -2t_0 \sum_k \psi_k^\dagger (\cos k\tau_z + \sin k\tau_y) \psi_k \\ &+ U \sum_i n_{i,\uparrow} n_{i,\downarrow}, \end{aligned} \quad (\text{S54})$$

where the spin direction in momentum space is exactly known. The single particle band is flat with the dispersion $\epsilon_k^\pm = \pm 2t_0$. For a lattice with size L , consider the following operation. First, rotate all the spin in $y-z$ plane along x axis by the angle $2\pi/L$, denoted by

$$R = e^{i\frac{2\pi}{L} \sum_i s_i^x / 2} = e^{i\frac{2\pi}{L} \sum_k s_k^x / 2}, \quad (\text{S55})$$

the Hamiltonian is transformed to

$$RHR^{-1} = -2t_0 \sum_k \psi_k^\dagger [\cos(k + \frac{2\pi}{L})\tau_z \quad (\text{S56})$$

$$\begin{aligned} &+ \sin(k + \frac{2\pi}{L})\tau_y] \psi_k \\ &+ U \sum_i n_{i,\uparrow} n_{i,\downarrow}. \end{aligned} \quad (\text{S57})$$

Then we perform gauge transformation which shifts the momentum by $\frac{2\pi}{L}$, denoted by

$$U c_{i\sigma}^\dagger U^{-1} = e^{i\frac{2\pi i}{L}} c_{i\sigma}^\dagger, \quad (\text{S58})$$

the Hamiltonian then becomes

$$\begin{aligned} URHR^{-1}U^{-1} &= -2t_0 \sum_k \psi_k^\dagger (\cos k\tau_z + \sin k\tau_y) \psi_k \\ &+ U \sum_i n_{i,\uparrow} n_{i,\downarrow}. \end{aligned} \quad (\text{S59})$$

One can see that the Hamiltonian is invariant under UR symmetry, thus spin textures satisfy

$$\begin{aligned} \langle \psi | s_k^y | \psi \rangle &= \langle \psi | R^{-1} U^{-1} U R s_k^y R^{-1} U^{-1} U R | \psi \rangle \\ &= \langle \psi | U R s_k^y R^{-1} U^{-1} | \psi \rangle \\ &= \langle \psi | U \cos \frac{2\pi}{L} s_k^y + \sin \frac{2\pi}{L} s_k^z U^{-1} | \psi \rangle \\ &= \langle \psi | \cos \frac{2\pi}{L} s_{k+\frac{2\pi}{L}}^y + \sin \frac{2\pi}{L} s_{k+\frac{2\pi}{L}}^z | \psi \rangle, \\ \langle \psi | s_k^z | \psi \rangle &= \langle \psi | \cos \frac{2\pi}{L} s_{k+\frac{2\pi}{L}}^z - \sin \frac{2\pi}{L} s_{k+\frac{2\pi}{L}}^y | \psi \rangle. \end{aligned} \quad (\text{S60})$$

In above calculation if the ground state is degenerate, the expectation value should be defined from their average. From above expression we immediately obtain

$$\theta_{k+\frac{2\pi}{L}} = \theta_k + \frac{1}{L}, \quad (\text{S61})$$

and spin length S_k is constant in FBZ. The spin direction θ_k at $k=0$ can only be 0 or π due to parity symmetry. One naively expect that $\theta_{k=0} = 0$ has lower single-particle energy. Numerical calculations shows $\theta_{k=0} = 0$, thus the spin texture in FBZ is

$$\theta_k = \frac{k}{2\pi}. \quad (\text{S62})$$

This UR symmetry ensures that winding number of spin texture is always 1 no matter how large U is. For the more general $t_0 \neq t_{so}, \delta = 0$ case, although numerical results suggests winding number is also always 1, we have no proof since the UR symmetry used above is no more satisfied.

E. Spin textures from high temperature expansion

Here we present detailed high temperature expansion calculations. We first present lowest order analytical expressions for spin textures and detailed analysis of spin texture patterns, and then provide derivations of winding number transition points in four special limits.

In the HTE method the Hamiltonian is separated as $H = \tilde{H}_0 + \tilde{H}_1$ where

$$\begin{aligned} \tilde{H}_0 &= U \sum_i n_{i\uparrow} n_{i\downarrow} + \delta \sum_i (n_{i,\uparrow} - n_{i,\downarrow}) - \mu \sum_{i\sigma} n_{i\sigma}, \\ \tilde{H}_1 &= \sum_i \psi_i^\dagger (it_{so}\tau_y - t_0\tau_z) \psi_{i+1} + h.c., \end{aligned} \quad (\text{S63})$$

here the on-site terms are taken as unperturbed part and hoppings are taken as perturbation. In HTE method, the partition function of \tilde{H}_0 for each site is independent, and they are connected by perturbation term \tilde{H}_1 . Since the expansion parameter is $t_0\beta$ and $t_{so}\beta$, finite order expansion is a good approximation at high temperature. We define spin-dependent chemical potential $\mu_\sigma = \mu - \sigma\delta$ and single site weights $x = e^{\beta\mu_\uparrow}, y = e^{\beta\mu_\downarrow}, d = e^{\beta(2\mu-U)}$ for various configurations. The single site probabilities take the form

$$\begin{aligned} \kappa_e &= \frac{1}{1+x+y+d}, \\ \kappa_\uparrow &= \frac{x}{1+x+y+d}, \\ \kappa_\downarrow &= \frac{y}{1+x+y+d}, \\ \kappa_d &= \frac{d}{1+x+y+d}. \end{aligned} \quad (\text{S64})$$

We here show the spin texture at first order expansion:

$$\begin{aligned} \langle s_k^y \rangle_{0th} &= 0, \\ \langle s_k^y \rangle_{1st} &= 4t_{so} \sin k \frac{1}{(1+x+y+d)^2} \\ &\times \left[\frac{e^{\beta\mu_{\bar{\sigma}}} - e^{\beta\mu_\sigma}}{\mu_{\bar{\sigma}} - \mu_\sigma} + \frac{e^{\beta(\mu_\sigma + 2\mu_{\bar{\sigma}} - U)} - e^{\beta(2\mu_\sigma + \mu_{\bar{\sigma}} - U)}}{e^{2\beta\mu_{\bar{\sigma}}} - e^{\beta(\mu_\sigma + \mu_{\bar{\sigma}} - U)}} + \frac{\mu_{\bar{\sigma}} - \mu_\sigma}{e^{\beta(\mu_{\bar{\sigma}} + \mu_\sigma - U)} - e^{2\beta\mu_\sigma}} \right], \\ \langle s_k^z \rangle_{0th} &= \kappa_\uparrow - \kappa_\downarrow, \\ \langle s_k^z \rangle_{1st} &= 2t_0 \cos k \\ &\times \frac{\beta(x+y) + 4xy \frac{1-e^{-\beta U}}{U} + \beta e^{-\beta U} xy(x+y)}{(1+x+y+d)^2}. \end{aligned} \quad (\text{S65})$$

The momentum distribution $n_k = n_{k,\uparrow} + n_{k,\downarrow}$ expanded at first order is

$$\begin{aligned} \langle n_{k,\sigma} \rangle_{0th} &= \kappa_\sigma + \kappa_d, \\ \langle n_{k,\sigma} \rangle_{1st} &= 2\sigma t_0 \cos k \\ &\times \frac{\beta e^{\beta\mu_\sigma} + 2e^{2\beta\mu} \frac{1-e^{-\beta U}}{U} + \beta e^{\beta(2\mu-U)} e^{\beta\mu_{\bar{\sigma}}}}{(1+x+y+d)^2}, \end{aligned} \quad (\text{S66})$$

and the filling factor ν is determined by chemical potential μ via

$$\nu = \kappa_\uparrow + \kappa_\downarrow + 2\kappa_d. \quad (\text{S67})$$

All four terms in bracket of $\langle s_k^y \rangle_{1st}$ are positive and independent on momentum, thus only at $k=0, \pi$ the $\langle s_k^y \rangle_{1st}$ is zero. Therefore winding number at finite temperature

is also determined by sign of $\langle s_k^z \rangle$ at $k = 0, \pi$:

$$\begin{aligned}\langle s_{k=0}^z \rangle &= \kappa_\uparrow - \kappa_\downarrow \\ &\quad + 2t_0 \frac{\beta(x+y) + 4xy \frac{1-e^{-\beta U}}{U} + \beta e^{-\beta U} xy(x+y)}{(1+x+y+d)^2}, \\ \langle s_{k=\pi}^z \rangle &= \kappa_\uparrow - \kappa_\downarrow \\ &\quad - 2t_0 \frac{\beta(x+y) + 4xy \frac{1-e^{-\beta U}}{U} + \beta e^{-\beta U} xy(x+y)}{(1+x+y+d)^2}.\end{aligned}\quad (\text{S68})$$

Note that $\langle s_{k=\pi}^z \rangle$ is always negative since we have set $\delta > 0$. The winding number is now determined by sign of $\langle s_{k=0}^z \rangle$. The corrections of t_{so} on $\langle s_k^z \rangle$ is at least at second order and is unimportant at high temperature compared to t_0 contribution.

To understand winding number phase diagram better, below we evaluate the transition points of winding number in four limiting (U, β) parameter regimes. We set $t_0 = 1$ and restrict t_{so}, δ to be of order $O(1)$.

1. Noninteracting case: $U = 0, \beta \ll 1$

The noninteracting spin texture can be obtained exactly from Eq. (13). The spin direction at each momentum point is the same as that of lower band, thus the transition point is exactly $\delta = 2t_0$ independent on β and ν . In HTE calculation, $d = xy$ due to $U = 0$, and the spin texture at first order expansion has the form

$$\begin{aligned}\langle s_k^z \rangle &= \frac{x-y}{(1+x)(1+y)} \\ &\quad + 2\beta t_0 \cos k \left(\frac{x}{(1+x)^2} + \frac{y}{(1+y)^2} \right), \\ \langle s_k^y \rangle &= 2t_{so} \sin k \frac{y-x}{\delta} \frac{1}{(1+x)(1+y)}.\end{aligned}\quad (\text{S69})$$

This agrees with first order βt_0 and βt_{so} Taylor expansion of exact expression of spin texture. The transition point of winding number obtained from Eq. (S69) has β dependence due to the fact that it is β 's first order approximation. However, at high temperature $\beta\delta \ll 1, \beta t_0 \ll 1$ regime, one can expand $e^{\pm\beta\delta}$ as $1 \pm \beta\delta$ in Eq. (S69). Let $\langle s_{k=0}^z \rangle = 0$ using $\langle s_{k=0}^z \rangle$ in Eq. (S69), one can obtain the correct condition

$$2t_0 = \delta \quad (\text{S70})$$

for transition of winding number. This simple case illustrates validity of the HTE method at high temperature. Note that in above calculation $e^{\beta\mu}$ should not be approximated by Taylor expansion: when $\beta \rightarrow 0$, μ should tends to infinity to ensure the filling factor

$$\nu = \frac{2e^{\beta\mu}}{(1+e^{\beta\mu})^2} \quad (\text{S71})$$

unchanged by β . We also have checked that expression of spin texture obtained from HTE up to third order is the same as that from Taylor expansion of exact result when $U = 0$.

2. Infinite temperature limit: $\beta \ll \frac{1}{U} \ll 1$

In this case, temperature is much larger than any other parameters including U . Since $\beta\delta, \beta U$ are small quantities, terms in Eq. (S65) should be expanded as

$$\begin{aligned}e^{\beta\delta} &\approx 1 + \beta\delta + (\beta\delta)^2/2, \\ e^{-\beta U} &\approx 1 - \beta U + (\beta U)^2/2, \\ \frac{1 - e^{-\beta U}}{U} &\approx \beta - \beta^2 U/2.\end{aligned}\quad (\text{S72})$$

Critical condition $\langle s_{k=0}^z \rangle = 0$ expanded at first order of β becomes

$$2t_0 \frac{\beta e^{\beta\mu} + 2e^{2\beta\mu}\beta + \beta e^{3\beta\mu}}{(1+2e^{\beta\mu} + e^{2\beta\mu})^2} - \frac{\beta\delta e^{\beta\mu}}{(1+2e^{\beta\mu} + e^{2\beta\mu})} = 0, \quad (\text{S73})$$

which gives

$$2t_0 = \delta. \quad (\text{S74})$$

From this formula one can know if temperature $T = 1/\beta$ is much larger than any other parameters, at $0 < \delta < 2t_0$ regime the winding number will eventually becomes 1 as if there is no interaction.

3. Infinite interaction limit: $\frac{1}{U} \ll \beta, \frac{1}{U} \ll 1$

In this case, U is much larger than any other parameters including high temperature $T = 1/\beta$ as the case studied in Ref. [49]. Terms involving U like $e^{-\beta U}, \frac{1-e^{-\beta U}}{U}, \frac{e^{2\beta\mu\bar{\sigma}} - e^{\beta(\mu\sigma + \mu\bar{\sigma} - U)}}{\mu\bar{\sigma} - \mu\sigma + U}$ in Eq. (S65) can be discarded directly (this is equivalent to considering Gutzwiller projected Hamiltonian). Spin textures and filling factor become

$$\begin{aligned}\langle s_k^y \rangle &= 4t_{so} \sin k \frac{1}{(1+x+y)^2} \frac{e^{\beta\mu\bar{\sigma}} - e^{\beta\mu\sigma}}{\mu\bar{\sigma} - \mu\sigma}, \\ \langle s_k^z \rangle &= \frac{x-y}{1+x+y} + 2t_0 \cos k \frac{\beta(x+y)}{(1+x+y)^2}, \\ \nu &= \frac{x+y}{1+x+y}.\end{aligned}\quad (\text{S75})$$

At high temperature $\frac{1}{U} \ll \beta \ll 1$ limit, using $e^{\pm\beta\delta} \approx 1 \pm \beta\delta$ in expression of x, y , following the preceding calculation, filling ν becomes

$$\nu = \frac{2e^{\beta\mu}}{1+2e^{\beta\mu}}, \quad (\text{S76})$$

and the critical condition $\langle s_{k=0}^z \rangle = 0$ at first order of β becomes

$$2t_0(1 - \nu) = \delta. \quad (\text{S77})$$

At intermediate temperature, we show β and t_{so}, δ dependence of ν_c in Fig. 6 through numerical calculation of third order HTE. In subfigure (a) it is shown that ν_c has no evident t_{so} dependence. In subfigure (b) one can see ν_c is a monotonically decreasing function of δ , while whether ν_c increases or decreases with increasing β depends on magnitude of δ .

4. Half filling case: $\nu = 1$, $\beta \ll 1$

The half filling condition $\nu = 1$ implies particle-hole symmetry $U = 2\mu$, such that $d = e^{\beta(2\mu - U)} = 1$ and

$$\nu = \frac{x + y + 2d}{1 + x + y + d} = 1. \quad (\text{S78})$$

In this case, through relation $U = 2\mu$ and $e^{\pm\beta\delta} \approx 1 \pm \beta\delta$ at high temperature one can expand critical condition $\langle s_{k=0}^z \rangle = 0$ and simplify it to the form

$$2t_0[\beta U + e^{\beta U/2}(1 - e^{-\beta U})] - \delta(\beta U)(1 + e^{\beta U/2}) = 0. \quad (\text{S79})$$

One can easily find if t_0/δ is fixed, the solution of βU in above equation is also fixed. Therefore in this case with fixed t_0/δ ratio the critical U_c satisfies

$$U_c \propto \frac{1}{\beta} = T. \quad (\text{S80})$$

Note that in the derivation $e^{\beta U}$ should not be expanded since $U = 2\mu$ and βU is not a small quantity.

F. The conventional gapped SPT phase protected by parity symmetry at $\nu = 1$

Here we investigate the conventional SPT phase protected by parity symmetry P at half filling. We first define a topological invariant from the unique gapped MPS ground state and then illustrate the mechanism of protected entanglement spectrum degeneracy. The topological invariant introduced below are used to determine gap closing point in the numerical simulations.

Following Refs. [15, 56] the topology of the ground state at $\nu = 1$ with interaction can be characterized by the even-fold degenerate entanglement spectrum protected by parity symmetry P introduced in Appendix A.

Let's first determine the Jordan-Wigner representation of parity symmetry P . The parity symmetry P is defined as

$$P = (-1)^{\sum_i n_{i,\downarrow}} I. \quad (\text{S81})$$

The fermionic operators are transformed under P as

$$\begin{aligned} P c_{i,\sigma}^\dagger c_{j,\sigma} P^{-1} &= c_{-i+1,\sigma}^\dagger c_{-j+1,\sigma}, \\ P c_{i,\sigma}^\dagger c_{j,\bar{\sigma}} P^{-1} &= -c_{-i+1,\sigma}^\dagger c_{-j+1,\bar{\sigma}}. \end{aligned} \quad (\text{S82})$$

In Jordan-Wigner representation, P has the form

$$P = \tilde{I}(\otimes_i u_i), \quad (\text{S83})$$

where \tilde{I} is the bond-centered inversion in Jordan-Wigner representation, on-site unitary $u = \text{diag}([1, 1, -1, 1])$ acts on 4-dimensional local Hilbert space of site i , with the local bases being $[|0\rangle, |\uparrow\rangle, |\downarrow\rangle, |\uparrow\downarrow\rangle]$.

We denote $A_{\alpha,\beta}^s$ as tensor of translation invariant injective MPS (VUMPS) that approximates the unique gapped ground state well. We choose the gauge where $A_{\alpha,\beta}^s$ is in left canonical form, and the transfer matrix

$$E_{(\alpha,\alpha'),(\beta,\beta')}(A, A) = \sum_s (A_{\alpha,\beta}^s)^* A_{\alpha',\beta'}^s \quad (\text{S84})$$

has positive definite diagonal matrix R as right dominant eigenvector. Define unitary \tilde{L} as the left dominant eigenvector of transfer matrix $E_{(\alpha,\beta'),(\beta,\alpha')}(A, R^{\frac{1}{2}}(\sum_{s'} u^{s,s'} A^{s'})^T R^{-\frac{1}{2}})$, the symmetry P of ground state requires the magnitude of dominant eigenvalue to be 1 and tensor A is transformed under P as

$$(\sum_{s'} u^{s,s'} A^{s'})^T = e^{i\Phi} R^{-\frac{1}{2}} \tilde{L}^{-1} A \tilde{L} R^{\frac{1}{2}}. \quad (\text{S85})$$

Through injectivity of MPS and commutation relation $[\tilde{L}, R^{\frac{1}{2}}] = 0$, one obtains $\tilde{L}^* \tilde{L} = e^{i\Phi}$, where Φ can't be gauged away. Hence $\tilde{L}^T = e^{-i\Phi} \tilde{L}$ and $\tilde{L} = e^{-2i\Phi} \tilde{L}$, one find $\Phi = 0$ or π . The nontrivial case $\Phi = \pi$ implies \tilde{L} is a skew-symmetric unitary matrix, and $[\tilde{L}, R^{\frac{1}{2}}] = 0$ implies eigenvalues of R must be even-fold degenerate. Since in such MPS gauge condition the bipartite entanglement spectrum of MPS corresponds to diagonal elements of R , the bipartite entanglement spectrum of MPS are even-fold degenerate. Note that Φ only takes discrete values 0 or π , continuous change of MPS wavefunction will not change value of Φ . The only possibility for change of Φ is closing of the gap, thus Φ can be taken as a Z_2 topological invariant. At $U = 0$ and $0 < \delta < 2t_0$ we calculated the \tilde{L} matrix using VUMPS, and found $\tilde{L}^* \tilde{L} = -1$. Since the property $\tilde{L}^* \tilde{L} = -1$ and even-fold degeneracy of entanglement spectrum are protected by gap and P symmetry, the gapped interacting ground state which is smoothly connected to noninteracting topological insulator can be classified as topological phase protected by parity symmetry P .

-
- [1] K. v. Klitzing, G. Dorda, and M. Pepper, *Physical Review Letters* **45**, 494 (1980).
- [2] D. J. Thouless, M. Kohmoto, M. P. Nightingale, and M. den Nijs, *Phys. Rev. Lett.* **49**, 405 (1982).
- [3] C. L. Kane and E. J. Mele, *Phys. Rev. Lett.* **95**, 226801 (2005).
- [4] C. L. Kane and E. J. Mele, *Phys. Rev. Lett.* **95**, 146802 (2005).
- [5] B. A. Bernevig and S.-C. Zhang, *Phys. Rev. Lett.* **96**, 106802 (2006).
- [6] B. A. Bernevig, T. L. Hughes, and S.-C. Zhang, *science* **314**, 1757 (2006).
- [7] M. König, S. Wiedmann, C. Brüne, A. Roth, H. Buhmann, L. W. Molenkamp, X.-L. Qi, and S.-C. Zhang, *Science* **318**, 766 (2007).
- [8] A. P. Schnyder, S. Ryu, A. Furusaki, and A. W. Ludwig, *Physical Review B* **78**, 195125 (2008).
- [9] A. Kitaev, in *AIP conference proceedings*, Vol. 1134 (American Institute of Physics, 2009) pp. 22–30.
- [10] S. Ryu, A. P. Schnyder, A. Furusaki, and A. W. Ludwig, *New Journal of Physics* **12**, 065010 (2010).
- [11] C.-K. Chiu, J. C. Teo, A. P. Schnyder, and S. Ryu, *Reviews of Modern Physics* **88**, 035005 (2016).
- [12] X.-G. Wen, *International Journal of Modern Physics B* **4**, 239 (1990).
- [13] Z.-C. Gu and X.-G. Wen, *Physical Review B* **80**, 155131 (2009).
- [14] X. Chen, Z.-C. Gu, and X.-G. Wen, *Phys. Rev. B* **82**, 155138 (2010).
- [15] F. Pollmann, A. M. Turner, E. Berg, and M. Oshikawa, *Physical review b* **81**, 064439 (2010).
- [16] X. Chen, Z.-C. Gu, and X.-G. Wen, *Physical review b* **83**, 035107 (2011).
- [17] N. Schuch, D. Pérez-García, and I. Cirac, *Physical review b* **84**, 165139 (2011).
- [18] S. C. Furuya and M. Oshikawa, *Physical review letters* **118**, 021601 (2017).
- [19] Y. Yao, C.-T. Hsieh, and M. Oshikawa, *Physical review letters* **123**, 180201 (2019).
- [20] W. Ji and X.-G. Wen, *Physical Review B* **102**, 195107 (2020).
- [21] L. Fidkowski, R. M. Lutchyn, C. Nayak, and M. P. Fisher, *Physical Review B* **84**, 195436 (2011).
- [22] M. Cheng and H.-H. Tu, *Physical Review B* **84**, 094503 (2011).
- [23] P. Bonderson and C. Nayak, *Physical Review B* **87**, 195451 (2013).
- [24] N. Kainaris and S. T. Carr, *Physical Review B* **92**, 035139 (2015).
- [25] A. Keselman and E. Berg, *Physical Review B* **91**, 235309 (2015).
- [26] A. Montorsi, F. Dolcini, R. C. Iotti, and F. Rossi, *Physical Review B* **95**, 245108 (2017).
- [27] J. Ruhman and E. Altman, *Phys. Rev. B* **96**, 085133 (2017).
- [28] R. Thorngren, A. Vishwanath, and R. Verresen, *arXiv preprint arXiv:2008.06638* (2020).
- [29] T. Scaffidi, D. E. Parker, and R. Vasseur, *Physical Review X* **7**, 041048 (2017).
- [30] D. E. Parker, T. Scaffidi, and R. Vasseur, *Physical Review B* **97**, 165114 (2018).
- [31] R. Verresen, R. Thorngren, N. G. Jones, and F. Pollmann, *arXiv preprint arXiv:1905.06969* (2019).
- [32] X. Chen, Y.-M. Lu, and A. Vishwanath, *Nature communications* **5**, 1 (2014).
- [33] H. Guo and S.-Q. Shen, *Physical Review B* **84**, 195107 (2011).
- [34] X.-J. Liu, Z.-X. Liu, and M. Cheng, *Physical review letters* **110**, 076401 (2013).
- [35] T. Hirano, H. Katsura, and Y. Hatsugai, *Phys. Rev. B* **77**, 094431 (2008).
- [36] T. Giamarchi, *Quantum physics in one dimension*, Vol. 121 (Clarendon press, 2003).
- [37] Z. Wu, L. Zhang, W. Sun, X.-T. Xu, B.-Z. Wang, S.-C. Ji, Y. Deng, S. Chen, X.-J. Liu, and J.-W. Pan, *Science* **354**, 83 (2016).
- [38] W. Sun, B.-Z. Wang, X.-T. Xu, C.-R. Yi, L. Zhang, Z. Wu, Y. Deng, X.-J. Liu, S. Chen, and J.-W. Pan, *Phys. Rev. Lett.* **121**, 150401 (2018).
- [39] B. Song, L. Zhang, C. He, T. F. J. Poon, E. Hagiyevev, S. Zhang, X.-J. Liu, and G.-B. Jo, *Science advances* **4**, eaao4748 (2018).
- [40] M. B. Hastings and T. Koma, *Communications in mathematical physics* **265**, 781 (2006).
- [41] M. Brech, J. Voit, and H. Büttner, *EPL (Europhysics Letters)* **12**, 289 (1990).
- [42] C. Karrasch and J. Moore, *Physical Review B* **86**, 155156 (2012).
- [43] M. Ogata and H. Shiba, *Phys. Rev. B* **41**, 2326 (1990).
- [44] B. Doucot and X. G. Wen, *Phys. Rev. B* **40**, 2719 (1989).
- [45] W. Hodge, N. Holzwarth, and W. C. Kerr (2010).
- [46] V. Zauner-Stauber, L. Vanderstraeten, M. T. Fishman, F. Verstraete, and J. Haegeman, *Phys. Rev. B* **97**, 045145 (2018).
- [47] L. Zhang, L. Zhang, S. Niu, and X.-J. Liu, *Science Bulletin* **63**, 1385 (2018).
- [48] W. Metzner, *Phys. Rev. B* **43**, 8549 (1991).
- [49] E. Khatami, E. Perepelitsky, M. Rigol, and B. S. Shastry, *Phys. Rev. E* **89**, 063301 (2014).
- [50] P. Schmitteckert and R. Werner, *Physical Review B* **69**, 195115 (2004).
- [51] C.-B. Duan and W.-Z. Wang, *Journal of Physics: Condensed Matter* **23**, 365602 (2011).
- [52] T. Mishra, J. Carrasquilla, and M. Rigol, *Physical Review B* **84**, 115135 (2011).
- [53] E. Tang and X.-G. Wen, *Phys. Rev. Lett.* **109**, 096403 (2012).
- [54] T. Morimoto, A. Furusaki, and C. Mudry, *Phys. Rev. B* **92**, 125104 (2015).
- [55] H.-Q. Zhou, R. Orús, and G. Vidal, *Phys. Rev. Lett.* **100**, 080601 (2008).
- [56] D. Pérez-García, M. M. Wolf, M. Sanz, F. Verstraete, and J. I. Cirac, *Physical review letters* **100**, 167202 (2008).