
FitVid: Overfitting in Pixel-Level Video Prediction

Mohammad Babaeizadeh
Google Brain
mbz@google.com

Mohammad Taghi Saffar
Google Brain
msaffar@google.com

Suraj Nair
Stanford University
surajn@stanford.edu

Sergey Levine
Google Brain
slevine@google.com

Chelsea Finn
Google Brain
chelseaf@google.com

Dumitru Erhan
Google Brain
dumitru@google.com

Abstract

An agent that is capable of predicting what happens next can perform a variety of tasks through planning with no additional training. Furthermore, such an agent can internally represent the complex dynamics of the real-world and therefore can acquire a representation useful for a variety of visual perception tasks. This makes predicting the future frames of a video, conditioned on the observed past and potentially future actions, an interesting task which remains exceptionally challenging despite many recent advances. Existing video prediction models have shown promising results on simple narrow benchmarks but they generate low quality predictions on real-life datasets with more complicated dynamics or broader domain. There is a growing body of evidence that underfitting on the training data is one of the primary causes for the low quality predictions. In this paper, we argue that the inefficient use of parameters in the current video models is the main reason for underfitting. Therefore, we introduce a new architecture, named FitVid, which is capable of severe overfitting on the common benchmarks while having similar parameter count as the current state-of-the-art models. We analyze the consequences of overfitting, illustrating how it can produce unexpected outcomes such as generating high quality output by repeating the training data, and how it can be mitigated using existing image augmentation techniques. As a result, FitVid outperforms the current state-of-the-art models across four different video prediction benchmarks on four different metrics.

1 Introduction

Predicting what happens next is a cornerstone of intelligence and one of the key capabilities of humans, which we heavily rely on to make decisions in everyday life [7]. This capability enables us to anticipate future events and plan ahead to perform temporally extended tasks. While the machine learning literature has studied a wide range of prediction problems, one of the most direct challenges is to predict raw sensory inputs. In particular, prediction of future *visual* inputs conditioned on a context of past observations – i.e., pixel-level video prediction – encapsulates the challenges of visual perception, modeling of physical events, and reasoning about uncertain behaviors. Video prediction can be formulated as a self-supervised problem, enabling us to use a substantial amount of unlabeled data to provide autonomous systems with powerful predictive capabilities as well as learning rich representations for downstream tasks. Already, video models have




Figure 1: FitVid is capable of predicting high quality images of the future given the first few frames. Note the accurately predicted movement of the pushed object with preserved visual details as well as the lack of movement from the stationary object. Also, note the detailed shadows of the robotic arm that are correctly predicted.

been successfully deployed in applications such as robotics [29, 115], simulation [59, 58], compression [22, 90] and video synthesis from a single frame [28, 75].

Despite recent advances in generative models in many domains, such as images [57, 92] and text [18, 6], video prediction is still considered to be extremely challenging. The current state-of-the-art methods are limited to low-resolution videos (typically 64×64 [95] and a maximum of 256×256 [59]) usually in a narrow domain such as a single human walking, or a robotic arm pushing objects in a stationary setting. Even in such limited domains, the quality of predicted frames tend to drop substantially after less than 10 seconds into the future [87]. A growing body of evidence suggests that **underfitting** is one of the primary reasons for low quality predictions. For example, Villegas et al. [95] demonstrate how scaling the model, by simply adding more parameters, can substantially improve the prediction quality. Similarly, Castrejon et al. [9] argue that blurry prediction of variational methods in video prediction is a sign of underfitting, exhibiting an improved test and train evidence lower bound as the network capacity increases. Wu et al. [108] also observed monotonic improvement as the number of modules in a hierarchical architecture increases. While scaling up models is a common trend in deep learning research to address underfitting, it comes at the cost of more computation, memory, and integration risks [107] as well as more complicated training regimes [108].

In this paper we take a step back and address underfitting by instead finding an architecture which uses its parameters more efficiently. More precisely, we propose FitVid, a model that – with the same parameter count as current state-of-the-art models – can significantly overfit to the video prediction datasets, including benchmarks that prior works have not been able to overfit to. To the best of our knowledge, this is the first time a video model reports *substantial* overfitting on these benchmarks. Importantly, we also find that simple image augmentation techniques can mitigate this overfitting, leading to models that can both fit the training set and generalize well to held-out videos. As a result, FitVid achieves state-of-the-art on four challenging video datasets across a wide range of metrics. Furthermore, we find that with FitVid we can utilize a significantly simpler training recipe. Prior works on video prediction, particularly those that make use of variational methods to provide for stochasticity, typically require a number of delicate design decisions to train successfully: curriculum training [76, 30, 64, 10], a learned prior [17, 95, 9] and annealing of the weight on the VAE KL-divergence penalty [1]. In contrast to these approaches, we show that our method actually fits the training data well without any such components, training directly via optimizing the evidence lower bound with minimal hyperparameters. Videos generated by FitVid can be found in <https://sites.google.com/view/fitvidpaper>.

2 Related Work

Video prediction [82, 89] has been formulated in different ways such as generating videos from a single image [28, 75, 21, 114, 48] or no image [97, 86, 14], text to video generation [109], video-to-video translation [102, 101] and data-driven simulation [54, 59, 58]. In this paper, our focus is on conditional video prediction, which is to predict the future frames of a video conditioned on a few initial context frames and possibly the future actions of the agents [30, 1]. Conditional video prediction has a number of applications, including model-based reinforcement learning from pixels [39, 40, 54, 79] and robotics [4, 29, 55, 24, 25, 26, 111, 78, 73, 74].

Initially, video prediction was tackled using deterministic models [98, 30, 52, 112, 99, 66, 8, 96, 93, 68, 11, 69]. Later on, given the common randomness and partial observability in the real-life situations, various stochastic models were proposed to capture the stochasticity of the future. Generative adversarial networks (GANs) [37] are demonstrated to generate sharp predictions [71, 64, 14, 70, 46]; however, they tend to suffer from mode-collapse [35], particularly in conditional generation settings [117]. Autoregressive video prediction models [56, 83, 105] can predict sharp but noisy videos while suffering from high training and inference time, particularly for longer videos. Flow based generative models [19, 20] are also adopted for video prediction [63] which can generate high quality videos but their high dimensional latent space makes them hard to implement and train.

Variational auto-encoders (VAEs) [61] are widely used for conditional video prediction as well [88, 1, 17, 106, 95, 32, 9, 113, 80, 65, 108, 100]. Recently, it has been demonstrated that underfitting on training data plays a major role in low quality blurry predictions in VAE based models. Villegas et al. [95], Castrejon et al. [9] and Wu et al. [108] all reported improved prediction quality as the network capacity increases. However, larger networks require more computation and memory. In this paper, we are interested in addressing underfitting *without* increasing the capacity of the current models, and instead, find a more expressive architecture which uses its capacity more efficiently.

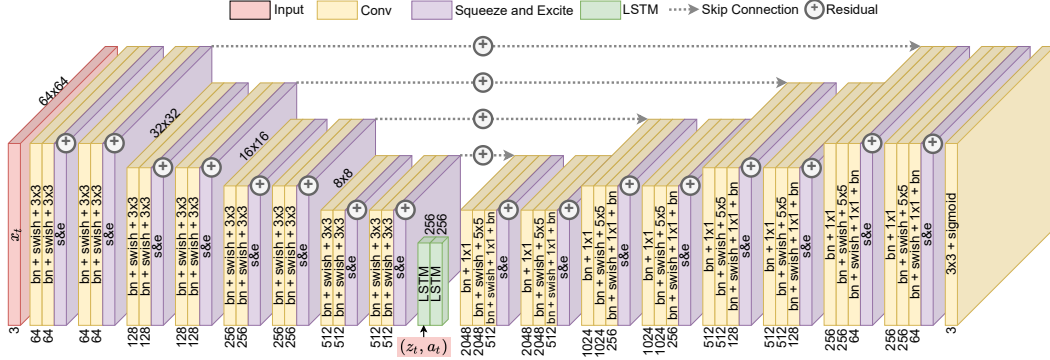


Figure 2: The FitVid architecture. In the figure, **(bn)** is batch-normalization [50], **(swish)** is the activation [81], **(s&e)** is Squeeze and Excite [47] and $(N \times N)$ is a convolutional layer with kernel size of $N \times N$. The strides are always one, except when down-sampling which has a stride of two. For up-sampling we use nearest neighbour. The number under each box shows the number of filters while the top numbers indicate the input size. To model the dynamics, we use two layers of LSTMs [45].

3 Background

Following prior work [30, 1, 17, 85, 77, 108], we define the problem of pixel-level video prediction as follows: given the first c frame of a video $\mathbf{x}_{<c} = \mathbf{x}_0, \mathbf{x}_1, \dots, \mathbf{x}_{c-1}$, our goal is to predict the future frames by sampling from $p(\mathbf{x}_{c:T} | \mathbf{x}_{<c})$. Optionally, the predictive model can be conditioned on additional given information \mathbf{a}_t , such as the actions that the agents in the video are planning to take. This is typically called action-conditioned video prediction.

Variational video prediction follows the variational auto-encoder [61] formalism by introducing a set of latent variables \mathbf{z} to capture the inherent stochasticity of the problem. The latent variables can be fixed for the entire video [1] or vary over time [17]. In both cases, we can factorize the likelihood model to $\prod_{t=c}^T p_{\theta}(\mathbf{x}_t | \mathbf{x}_{<t}, \mathbf{z}_{<t})$ which is parametrized in an autoregressive manner over time; i.e. at each timestep t the video frame \mathbf{x}_t and the latent variables \mathbf{z}_t are conditioned on the past latent samples and frames. By multiplying the prior we can factorize the predictive model as

$$p(\mathbf{x}_{c:T} | \mathbf{x}_{<c}) = \prod_{t=c}^T p_{\theta}(\mathbf{x}_t | \mathbf{x}_{<t}, \mathbf{z}_{<t}) p(\mathbf{z}_t | \mathbf{x}_{<t}, \mathbf{z}_{<t})$$

where the prior $p(\mathbf{z}) = p(\mathbf{z}_t | \mathbf{x}_{<t}, \mathbf{z}_{<t})$ can be either fixed [61, 1] or learned [13, 17, 9]. For inference, we need to compute a marginalized distribution over the latent variables \mathbf{z} , which is intractable. To overcome this problem, we use variation inference [53] by defining an amortized approximate posterior $q(\mathbf{z} | \mathbf{x}) = \prod_t q(\mathbf{z}_t | \mathbf{z}_{<t}, \mathbf{x}_{<t})$ that approximates the posterior distribution $p(\mathbf{z} | \mathbf{x})$. The approximated posterior is commonly modeled with an inference network $q_{\phi}(\mathbf{z} | \mathbf{x})$ that outputs the parameters of a conditionally Gaussian distribution $\mathcal{N}(\mu_{\phi}(\mathbf{x}), \sigma_{\phi}(\mathbf{x}))$. This network can be trained using the reparameterization trick [61], according to:

$$\mathbf{z} = \mu_{\phi}(\mathbf{x}) + \sigma_{\phi}(\mathbf{x}) \times \epsilon, \quad \epsilon \sim \mathcal{N}(\mathbf{0}, \mathbf{I})$$

Here, θ and ϕ are the parameters of the generative model and inference network, respectively. To learn these parameters, we can optimize the variational lower bound [61, 84]:

$$\mathcal{L}(\mathbf{x}) = -\mathbb{E}_{q_{\phi}(\mathbf{z} | \mathbf{x})} [\log p_{\theta}(\mathbf{x}_{t:T} | \mathbf{x}_{<t}, \mathbf{z})] + \beta D_{KL}(q_{\phi}(\mathbf{z} | \mathbf{x}) || p(\mathbf{z})) \quad (1)$$

where D_{KL} is the Kullback-Leibler divergence between the approximated posterior and the prior $p(\mathbf{z})$ which is fixed to $p(\mathbf{z}) = \mathcal{N}(\mathbf{0}, \mathbf{I})$. The hyper-parameter β represents the trade-off between minimizing frame prediction error and fitting the prior [44, 43, 17].

4 The FitVid Architecture

Striving for simplicity, we propose the FitVid model for stochastic video prediction, a convolutional non-hierarchical variational model with a fixed prior of $\mathcal{N}(\mathbf{0}, \mathbf{I})$. The architecture of FitVid is visualized in Figure 2.

Encoder and decoder. Following the recent advances in image generation, we use similar residual encoding and decoding cells as NVAE [92]. Each cell includes convolutional layers with batch-normalization [50] and swish [81, 27, 42] as the activation function, followed by Squeeze and Excite [47]. The encoder is made of four encoding blocks with two cells in each block. There is down-sampling after each encoder block using a strided convolution of size three in the spatial dimensions. The decoder also consists of four decoding blocks with two cells in each block, and a nearest neighbour up-sampling after each block. The number of filters in each encoding block is doubled while the number of filters in each decoding block is halved from the previous one. There is a residual skip connection between the encoder and the decoder after each cell which are fixed to the output from the last context frame. The statistics for batch-normalization is averaged across time.

Dynamics model. Similar to Denton and Fergus [17], the encoded frame \mathbf{h}_t is used to predict \mathbf{h}_{t+1} using two layers of LSTMs [45]. Likewise, $q(\mathbf{z}_t|\mathbf{x}_{<t})$ is also modeled using a single layer of LSTMs with \mathbf{h}_{t+1} as the input that outputs the parameters of a conditionally Gaussian distribution $\mathcal{N}(\mu_\phi(\mathbf{x}), \sigma_\phi(\mathbf{x}))$. During the training, \mathbf{z} is sampled from $q(\mathbf{z}_t|\mathbf{x}_{<t})$ while at the inference time \mathbf{z} is sampled from the fixed prior $\mathcal{N}(\mathbf{0}, \mathbf{I})$. The input to the model is always the ground-truth image (which is usually referred to as teacher-forcing [36, 10]). At inference time, the predicted image in the previous time-step is used as input to predict the next frame.

Data augmentation. We find that FitVid can substantially overfit on some of the video prediction datasets (read Section 5 and 6). To prevent the model from overfitting we use augmentation. To the best of our knowledge, this is the first use of augmentation in video prediction, perhaps because prior state-of-the-art models tend to underfit already and therefore would not benefit from it. Given the rich literature in image augmentation, we augment the videos using RandAugment [15]. We randomize the augmentation per video but keep the randomization constant for frames of a single video. RandAugment substantially improves the overfitting, however not entirely, as it can be seen in Figure 3. We improve the augmentation by selecting a random crop of the video before resizing it to the desired resolution at the training time, called RandCrop. The combination of RandCrop and RandAugment successfully prevents the overfitting, leading to models that both fit the training set and generalize well to held-out videos.

What FitVid does *not* need. Prior works on variational video prediction [31, 1, 64, 95, 108], generally require a range of additional design decisions for effective training. Common design parameters include using curriculum training, commonly by scheduled sampling [3], to mitigate distributional shift between training and generation time [76, 30, 64, 10]; heuristically tuning β in Eqn 1 to balance the prediction vs fitting the prior [17] by annealing it over the course of training [1, 64] or learned priors [17, 95, 9, 108]. Each of these design choices introduces hyperparameters, tuning burden, and additional work when applying a model to a new task. FitVid does not require any of these details: we simply train optimizing $\mathcal{L}(\mathbf{x})$ from Eqn 1 using Adam [60].

Check the appendix for more architecture details. The source code is available at <https://github.com/google-research/fitvid>.

5 Experiments

To evaluate FitVid, we test it on four different real-world datasets and compare its performance with prior state-of-the-art methods, with comparable parameter count, using four different metrics. Our main goal is to demonstrate that FitVid can in fact overfit on these datasets and illustrate how augmentation can prevent FitVid from overfitting, resulting in state-of-the-art prediction performance. Please visit <https://sites.google.com/view/fitvidpaper> to see samples of videos.

5.1 Experimentation Setup

Datasets: To test FitVid, we use four datasets that cover a variety of real-life scenarios. We use the Human3.6M dataset [51], which consists of actors performing various actions in a room to study the structured motion prediction. We also use the KITTI dataset [34] to evaluate FitVid’s ability to handle partial observability and dynamic backgrounds. For both datasets, we followed the pre-processing and testing format proposed by Wu et al. [108] and Villegas et al. [95], which is to predict 25-frames conditioned the previous five in a 64×64 resolution.

Table 1: The empirical comparison between FitVid (with 302M parameters), GHVAE [108] (with 599M parameters) and SVG [95] (with 298M parameters). To prevent FitVid from overfitting, we use augmentation for Human3.6M and KITTI. The green color highlights where FitVid achieved state-of-the-art result while the red color highlights otherwise.

RoboNet [16]	FVD↓	PSNR↑	SSIM↑	LPIPS↓
GHVAE [108]	95.2	24.7	89.1	0.036
SVG [95]	123.2	23.9	87.8	0.060
FitVid (ours)	62.5	28.2	89.3	0.024

KITTI [34]	FVD↓	PSNR↑	SSIM↑	LPIPS↓
GHVAE [108]	552.9	15.8	51.2	0.286
SVG [95]	1217.3	15.0	41.9	0.327
FitVid (ours)	884.5	17.1	49.1	0.217

Human3.6M [51]	FVD↓	PSNR↑	SSIM↑	LPIPS↓
Skip Frame of 1				
GHVAE [108]	355.2	26.7	94.6	0.018
SVG [95]	-	-	-	0.060
FitVid (ours)	154.7	36.2	97.9	0.012
Skip Frame of 8				
SVG [95]	429.9	23.8	88.9	-
FitVid (ours)	385.9	27.1	95.1	0.026

To evaluate FitVid in an action-conditioned setting, we use RoboNet dataset [16]. This large dataset includes more than 15 million video frames from 7 different robotic arms pushing objects in different bins. It contains a wide range of conditions, including different viewpoints, objects, tables, and lighting. Prior video prediction methods have a tendency to badly underfit on this dataset [16]. Unfortunately, RoboNet does not provide a standard train/test partition. Hence, we follow the same setup as Wu et al. [108] and randomly select 256 videos for testing. Similar to Wu et al. [108], we train FitVid to predict next ten frames given two context frames as well as the ten future actions.

Finally, to compare FitVid to a wider range of prior work, we use the BAIR robot pushing dataset [23], which is a widely-used benchmark in the video prediction literature. We follow the evaluation protocol of Rakhimov et al. [80], which predicts the next 16 frames given only one context frame and no actions. Given the high stochasticity of robotic arm movement in BAIR, particularly in the action-free setting, it is a great benchmark for evaluating the model’s ability to generate diverse outputs.

Metrics: We evaluate our method and prior models across four different metrics: Structural Similarity Index Measure (SSIM) [104], Peak Signal-to-noise Ratio (PSNR) [49], Learned Perceptual Image Patch Similarity (LPIPS) [116] and Fréchet Video Distance (FVD) [91]. FVD measures the overall visual quality and temporal coherence without reference to the ground truth video. PSNR, SSIM, and LPIPS measure pixel-wise similarity to the ground-truth with LPIPS most accurately representing human perceptual similarity. Given the stochastic nature of video prediction benchmarks, we follow the standard stochastic video prediction evaluation protocol [1, 95, 108]: we sample 100 future trajectories per video and pick the best one as the final score for PSNR, SSIM and LPIPS. For FVD, we use all 100 with a batch size of 256.

5.2 Results

Comparisons: First, we compare FitVid to GHVAE [108] and SVG [95]. We chose these two baseline because they both investigated overfitting by scaling the model, and achieve state-of-the-art results. However, SVG reported no overfitting even for their biggest model with 298M parameters [95] while GHVAE (with 599M parameters) reported "some overfitting" on smaller datasets [108]. At the same time, both of these models share a similar architecture to FitVid. GHVAE is a hierarchical variational video prediction model trained in a greedy manner. SVG is a large-scale variational video prediction model with learned prior and minimal inductive bias. As mentioned before, we compare against the largest version of SVG ($M = 3, K = 5$) which has 298 million parameters that is in the same ballpark as FitVid with 302 million parameters.

Table 1 contains the results of these experiments. As it can be seen in this table, FitVid outperforms both SVG and GHVAE across all metrics in Robonet and Human3.6M. In KITTI, FitVid also consistently outperforms SVG while either improves or closely matches the performance of GHVAE which has more than twice as parameters. For qualitative results, see Figures 4, 5 and 6.

Comparison to non-variational methods: To compare the performance of FitVid with more prior methods, including non-variational models, we test it on BAIR robot pushing dataset [23]. As can be seen in Table 2, FitVid outperforms most of the previous models in this setting while performing comparably to Video Transformer [105] which contains 373M parameters.

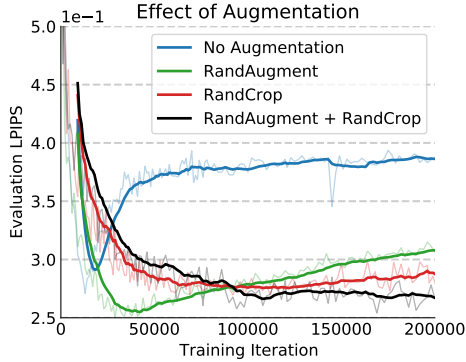


Figure 3: Effect of augmentation methods on overfitting on KITTl. Both RandAugment and Random Crop improve the overfitting but the combination of two gets the best results.

Table 2: Comparison between FitVid and different methods for video prediction on action-free BAIR dataset [23].

BAIR	FVD↓
SV2P [1]	262.5
Latent Video Transformer [80]	125.8
SAVP [64]	116.4
DVD-GAN-FP [14]	109.8
VideoGPT [113]	103.3
TrIVD-GAN-FP [70]	103.3
Video Transformer [105]	94.0
FitVid (ours)	93.6

6 Analysis

In this section, we take a closer look at the results from Section 5, to analyse the consequences of overfitting and the effect of regularization on the current benchmarks.

On Human3.6M as a video prediction benchmark: Human3.6M [51] is a common benchmark in video prediction literature [30, 1, 94, 103, 95, 67, 32, 38, 108, 110] which we also use to evaluate FitVid (Figure 6). At the first glance, it seems that the model is generating extremely detailed and human-like motions conditioned on the given context pose. However, on closer inspection, we observe that the human subject in the predicted video is changing. In fact, FitVid replaces the unseen human subject into a training subject which is particularly evident from the clothing. Actually, we can find similar video clips from the training data for each one of the predicted videos (see Figure 6). These frames are **not** exactly the same, but they look notably similar. This observation indicates that:

1. The model can **generalize** to unseen frames and subjects since the test context frames are new and unseen. FitVid detects the human and continues the video from there.
2. The model **memorized** the motion and the appearance of the training subjects. The model *morphs* the test human subject into a training one, and then *plays* a relevant video from the memory.

This means that FitVid fails to generalize to a new subject, while still generalizing to unseen frames. Given that the Human3.6M has five training and two test subjects [30, 94] this may not be surprising.

Nevertheless, this observation shows how the current low-resolution setup for Human3.6M is not suitable for large-scale video prediction. In fact, after this observation, we traced the same behaviour in other video prediction literature and, unfortunately, it seems this is a common and overlooked issue. For example, the same phenomena can be seen in Figure 6 from Franceschi et al. [32] that shows changing the test to a training subject by Struct-VRNN [72] and the proposed method by Franceschi et al. [32] (note the changed shirt). For others examples, see Figure 7 of Villegas et al. [95] and Figure 5 of Villegas et al. [94]. A copy of these figures can be seen in Figure 15 in the appendix.

Overfitting and regularization: As mentioned in Section 1, there is considerable evidence that current video prediction models tend to underfit when trained on large datasets [95, 9, 108]. Wu et al. [108], which is the current state-of-the-art model with 599 million parameters, reported "some overfitting" on smaller datasets such as Human3.6M and KITTl. However, we observe severe and clear overfitting with FitVid, despite having only 302 million parameters. Figure 7 visualizes the training and evaluation LPIPS metric while training FitVid on Human3.6M, **without augmentation**. This graph demonstrates that the training keeps getting better while the test quality starts to get worse after $\sim 15K$ iterations. We also observed similar behaviour on KITTl, as can be seen in Figure 7b. These results clearly shows that FitVid is overfitting on Human3.6M and KITTl, indicating that FitVid is using its parameters more efficiently. As mentioned in Section 4, to address overfitting, we use augmentation. As a result FitVid achieves state-of-the-art results as reported in Table 1.




Figure 4: FitVid on action-conditioned RoboNet [16]. The model is conditioned on the first two frames and is predicting the next ten frames given the future actions of the robotic arm. These figures demonstrate how the predicted movements of the arm closely follows the ground truth given that the future actions is known. The model also predicts detailed movements of the pushed objects (visible in the left example) as well as filling in the previously unseen background with some random objects (look at the object that appear behind the robotic arm in the right). Also notice the wrong predictions of robot’s fingers in the right example. See Figure 11 for more frames from these video samples.




Figure 5: FitVid on KITTI dataset [34]. As it can be seen in this figure, the model generates high quality prediction of the future in a dynamic scene. Note how in the top example FitVid keeps predicting the movement of the shadow on the ground till it gets out of the frame. After that, the model still brings the background closer in each frame, implying driving forward. We noticed that the quality of predictions drop substantially faster when there are more objects in the scene e.g. the driving scenes inside a city as can be seen in the right example. This indicates the model still fails to generalize to more complex scenes with more moving subjects. See Figure 12 for more frames.




Figure 6: FitVid on Human3.6M [51]. This figures demonstrates extremely detailed and human-like motions predicted by FitVid, conditioned on the given context frames. However, on closer inspection, it can be seen that the human subject in the video is changing, from the test subject to a training subject. This is particularly evident from the cloths. This phenomena indicates that, although FitVid is capable of generalizing to the frames out of training distribution, however, it morphs the human subject into a familiar one from the training set and then **plays** the video from the **memory**. In fact, we can find similar videos in the training set as visualized in the last row. The highlighted frame is the one used for finding the closest training video. Check Figure 13 for more predicted frames.

More videos can be found at <https://sites.google.com/view/fitvidpaper>.

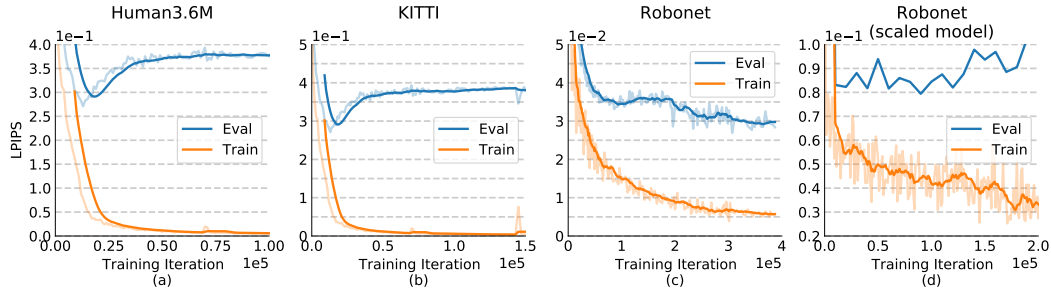


Figure 7: Overfitting of FitVid without augmentation. This figure visualizes the training and evaluation metrics on (a) Human3.6M [51], (b) KITTI [34] and (c) Robonet [16], without augmentation. As it can be seen, in all cases, FitVid overfits on the training data except for Robonet. This is evident from the evaluation measurement going up while the training keeps decreasing. In case of Robonet, FitVid with 302M parameters did **not** overfit but a scaled version of the model with 600M parameters did, as can be seen in (d). y -axis is LPIPS. x -axis is the training iteration. The plots are smoothed with an average rolling window of size ten. The shadows are the raw non-smoothed values.

Overfitting on Robonet: We did not observe any overfitting on RoboNet, which is expected given the fact that RoboNet is much larger compared to the other benchmarks. Trying to find a model that can overfit on RoboNet, we test a scaled version of FitVid with 500M parameters – which is still smaller compared to GHVAE with 599M parameters and reported no overfitting on this dataset. This scaled version of FitVid overfits on RoboNet, as demonstrated in Figure 7d. Note that we did **not** use this scaled version in the reported numbers of Table 1, which is generated using the 302M version. Our goal here was to demonstrate that a scaled version of FitVid can also use its parameters more efficiently, compared to prior models, leading to overfitting on even bigger datasets such as RoboNet.

Effect of Augmentation on SVG There is a discrepancy between the input data for training the models in Section 5. FitVid is trained with augmentation while the baselines are trained without any augmentation which raises a question: can the better performance of FitVid be explained only by the augmentation? In other words, do the previous methods benefit from augmentation too? To answer this question, we retrain SVG with and without augmentation. As demonstrated in Table 3, SVG performs worse if trained with augmented data, supporting the claim that it is underfitting to the raw data. As a result, this experiment provides more support for FitVid truly overfitting on these datasets and therefore benefiting from augmentation. Please note that we included our SVG results without augmentation too, as we could not perfectly reproduce the numbers reported by Villegas et al. [95] used in Table 1.

Zero-shot Real Robot Performance Prior work indicate that improved video prediction translates to better performance in the downstream tasks [108, 2]. However, in these works, the training and test distribution are the same and there is almost no domain shift from training to testing. In this section, we are interested in investigating whether FitVid is capable of generalizing to a similar but visually different task with no training data for this new domain. Therefore, we setup a real-robot experiment, with a Franka Emika Panda robot arm, in which the goal is to push a specific object to a predetermined goal position. We train FitVid on RoboNet and use cross-entropy method (CEM) [85, 12] for planning (please see Appendix for details). As can

Table 3: SVG [95] with and without augmentation. This table shows that SVG does not benefit from augmentation as it is underfitting to the original data, as argued by Villegas et al. [94].

Human3.6M [51]	FVD↓	PSNR↑	SSIM↑	LPIPS↓
Without	389.55	27.4	93.7	0.041
With	429.25	23.0	87.1	0.094

KITTI [34]	FVD↓	PSNR↑	SSIM↑	LPIPS↓
Without	1612.62	14.8	38.7	0.330
With	2051.67	14.4	36.0	0.333

Table 4: Zero-shot real robot performance. We use FitVid for planning future actions of a real robot pushing an object to a goal location with no training data from our setup. We train the model on visually different data (RoboNet) and the data from a closer domain (from Wu et al. [108]) with and without augmentation. While unable to directly adapt from RoboNet to the new domain, the results illustrate that fine-tuning on similar data and augmentation improve FitVid’s performance.

Training Data	Success Rate
Baseline (random actions)	28%
RoboNet	17%
RoboNet + Wu et al. [108]	56%
RoboNet + Augmented Wu et al. [108]	78%

be seen in Table 4, this agent is unable to generalize to the new domain, achieving worse performance than a random agent. This may not be surprising given the fact that the videos in RoboNet have entirely different robots and visuals, although the robots are performing the same task (i.e. pushing objects in a bin using a robotic arm). We then try to bring the training and test domain closer to each other by fine-tuning FitVid on the data from Wu et al. [108]. This data contains 5000 autonomously collected videos of a Franka Emika Panda robot arm pushing objects around which look more similar to our setup compared to RoboNet, but still contain different lighting, camera angle, and target objects. This time, we observe that FitVid is relatively successful at generalizing to the new domain, succeeding in 56% of the trials. Finally, we find that adding data augmentation to the fine-tuning improves the generalization ability of the model, achieving 78% success rate. These results illustrate that while large distribution shift adaptation (RoboNet) remains difficult, by using data augmentation FitVid is capable of adapting to a relatively new domain (from Wu et al. [108] data).

7 Conclusion

We propose FitVid, a simple and scalable variational video prediction model that can attain a significantly better fit to current video prediction datasets even with a similar parameter count as prior models. In fact, while prior methods generally suffer from *underfitting* on these datasets, naively applying FitVid actually results in overfitting. We therefore propose a set of data augmentation techniques for video prediction that prevent overfitting, leading to state-of-the-art results across a range of prediction benchmarks.

To the best of our knowledge, this is the first time a model reports substantial overfitting on these benchmarks. This is particularly important because underfitting is usually cited as one the main reasons for low quality predictions of the future frames. We demonstrate how image augmentation techniques can prevent the model from overfitting, resulting in high quality images. As a result, FitVid outperformed the current state-of-the-art models across four different video prediction benchmarks on four different metrics. We also illustrate how a model that can properly fit the training data, can fool the current benchmarks and metrics resulting in undesired outcomes, which are often overlooked in the video prediction literature.

There are many ways that FitVid can be expanded. As mentioned in the text, one of the interesting features of our proposed method is that it is simple. It is non-hierarchical, convolutional, with no attention mechanism, no curriculum learning, and no training scheduling. Any of these features can potentially improve the results of FitVid in order to generate even higher quality images. Given the simplicity of FitVid, it can be easily built upon. Another interesting direction would be to introduce new *training-aware* metrics for video prediction and generation to signal when a model is generating high quality videos by repeating the training data.

Broader Impact

Videos are an abundant source of visual information about our physical world. They contain information about objects, humans and how they interact with each other. The goal of video prediction is to foremost learn a representation of the world, usable for downstream tasks by an agent. Second, is to predict what happens next, conditioned on the past and the future intents, which can be used for planning. Despite many recent advances in this field, the present day models are still relatively low-quality and limited to narrow domains which makes their applications limited. However, if improved, video prediction or representations learned by video prediction, can be a major step forward toward fully autonomous self-learning agents. This paper, we believe, takes an important step towards this goal by pushing state-of-the-art forward and simplifying it in a meaningful way. However, our model is vulnerable to the bias in the training data and if adopted widely, this can skew research in certain directions. For example, our results may lead to higher quality models which can be scaled to generate even higher quality results. These models will be harder to design and train and require more computational power, and potentially can be biased. Finally, the underlying techniques for video prediction can be misused for generating high-quality videos that are misleading, depicting deliberately false situations or persons, similar to the phenomenon of deepfakes [62]. However, we believe that our experiments are conducted in relatively specific narrow settings and conditions which will likely not generalize broadly. Specifically, it is especially challenging to generate high-quality realistic-looking videos even with such state of the art methods.

References

- [1] Mohammad Babaeizadeh, Chelsea Finn, Dumitru Erhan, Roy H Campbell, and Sergey Levine. Stochastic variational video prediction. *ICLR*, 2018.
- [2] Mohammad Babaeizadeh, Mohammad Taghi Saffar, Danijar Hafner, Harini Kannan, Chelsea Finn, Sergey Levine, and Dumitru Erhan. Models, pixels, and rewards: Evaluating design trade-offs in visual model-based reinforcement learning. *arXiv preprint arXiv:2012.04603*, 2020.
- [3] Samy Bengio, Oriol Vinyals, Navdeep Jaitly, and Noam Shazeer. Scheduled sampling for sequence prediction with recurrent neural networks. *arXiv preprint arXiv:1506.03099*, 2015.
- [4] Byron Boots, Arunkumar Byravan, and Dieter Fox. Learning predictive models of a depth camera & manipulator from raw execution traces. In *2014 IEEE International Conference on Robotics and Automation (ICRA)*, pages 4021–4028, 2014.
- [5] James Bradbury, Roy Frostig, Peter Hawkins, Matthew James Johnson, Chris Leary, Dougal Maclaurin, George Necula, Adam Paszke, Jake VanderPlas, Skye Wanderman-Milne, and Qiao Zhang. JAX: composable transformations of Python+NumPy programs, 2018. URL <http://github.com/google/jax>.
- [6] Tom B. Brown, Benjamin Mann, Nick Ryder, Melanie Subbiah, Jared Kaplan, Prafulla Dhariwal, Arvind Neelakantan, Pranav Shyam, Girish Sastry, Amanda Askell, Sandhini Agarwal, Ariel Herbert-Voss, Gretchen Krueger, Tom Henighan, Rewon Child, Aditya Ramesh, Daniel M. Ziegler, Jeffrey Wu, Clemens Winter, Christopher Hesse, Mark Chen, Eric Sigler, Mateusz Litwin, Scott Gray, Benjamin Chess, Jack Clark, Christopher Berner, Sam McCandlish, Alec Radford, Ilya Sutskever, and Dario Amodei. Language models are few-shot learners. *arXiv preprint arXiv:2005.14165*, 2020.
- [7] Andreja Bubic, D Yves Von Cramon, and Ricarda I Schubotz. Prediction, cognition and the brain. *Frontiers in human neuroscience*, 4:25, 2010.
- [8] Arunkumar Byravan and Dieter Fox. Se3-nets: Learning rigid body motion using deep neural networks. In *2017 IEEE International Conference on Robotics and Automation (ICRA)*, pages 173–180, 2017.
- [9] Lluís Castrejon, Nicolas Ballas, and Aaron Courville. Improved conditional vrnn for video prediction. In *Proceedings of the IEEE/CVF International Conference on Computer Vision*, pages 7608–7617, 2019.
- [10] Alberto Cenzato, Alberto Testolin, and Marco Zorzi. On the difficulty of learning and predicting the long-term dynamics of bouncing objects. *arXiv preprint arXiv:1907.13494*, 2019.
- [11] Baoyang Chen, Wenmin Wang, and Jinzhuo Wang. Video imagination from a single image with transformation generation. In *Proceedings of the on Thematic Workshops of ACM Multimedia 2017*, pages 358–366, 2017.
- [12] Kurtland Chua, Roberto Calandra, Rowan McAllister, and Sergey Levine. Deep reinforcement learning in a handful of trials using probabilistic dynamics models. In *Advances in Neural Information Processing Systems*, pages 4754–4765, 2018.
- [13] Junyoung Chung, Kyle Kastner, Laurent Dinh, Kratarth Goel, Aaron Courville, and Yoshua Bengio. A recurrent latent variable model for sequential data. *arXiv preprint arXiv:1506.02216*, 2015.
- [14] Aidan Clark, Jeff Donahue, and Karen Simonyan. Adversarial video generation on complex datasets. *arXiv preprint arXiv:1907.06571*, 2019.
- [15] Ekin D Cubuk, Barret Zoph, Jonathon Shlens, and Quoc V Le. Randaugment: Practical automated data augmentation with a reduced search space. In *Proceedings of the IEEE/CVF Conference on Computer Vision and Pattern Recognition Workshops*, pages 702–703, 2020.
- [16] Sudeep Dasari, Frederik Ebert, Stephen Tian, Suraj Nair, Bernadette Bucher, Karl Schmeckpeper, Siddharth Singh, Sergey Levine, and Chelsea Finn. Robonet: Large-scale multi-robot learning. In *CoRL*, 2019.
- [17] Emily Denton and Rob Fergus. Stochastic video generation with a learned prior. *arXiv preprint arXiv:1802.07687*, 2018.
- [18] Jacob Devlin, Ming-Wei Chang, Kenton Lee, and Kristina Toutanova. Bert: Pre-training of deep bidirectional transformers for language understanding. *arXiv preprint arXiv:1810.04805*, 2018.
- [19] Laurent Dinh, David Krueger, and Yoshua Bengio. Nice: Non-linear independent components estimation. *arXiv preprint arXiv:1410.8516*, 2014.

- [20] Laurent Dinh, Jascha Sohl-Dickstein, and Samy Bengio. Density estimation using real nvp. *arXiv preprint arXiv:1605.08803*, 2016.
- [21] Michael Dorcenwald, Timo Milbich, Andreas Blattmann, Robin Rombach, Konstantinos G Derpanis, and Björn Ommer. Stochastic image-to-video synthesis using cinns. *arXiv preprint arXiv:2105.04551*, 2021.
- [22] Lingyu Duan, Jiaying Liu, Wenhan Yang, Tiejun Huang, and Wen Gao. Video coding for machines: A paradigm of collaborative compression and intelligent analytics. *IEEE Transactions on Image Processing*, 29:8680–8695, 2020.
- [23] Frederik Ebert, Chelsea Finn, Alex X. Lee, and Sergey Levine. Self-Supervised Visual Planning with Temporal Skip Connections. *Conference on Robot Learning (CoRL)*, 2017.
- [24] Frederik Ebert, Chelsea Finn, Alex X Lee, and Sergey Levine. Self-supervised visual planning with temporal skip connections. In *Conference on Robot Learning (CoRL)*, 2017.
- [25] Frederik Ebert, Sudeep Dasari, Alex X Lee, Sergey Levine, and Chelsea Finn. Robustness via retrying: Closed-loop robotic manipulation with self-supervised learning. In *Conference on Robot Learning (CoRL)*, 2018.
- [26] Frederik Ebert, Chelsea Finn, Sudeep Dasari, Annie Xie, Alex Lee, and Sergey Levine. Visual foresight: Model-based deep reinforcement learning for vision-based robotic control. *arXiv preprint arXiv:1812.00568*, 2018.
- [27] Stefan Elfving, Eiji Uchibe, and Kenji Doya. Sigmoid-weighted linear units for neural network function approximation in reinforcement learning. *Neural Networks*, 107:3–11, 2018.
- [28] Yuki Endo, Yoshihiro Kanamori, and Shigeru Kuriyama. Animating landscape: self-supervised learning of decoupled motion and appearance for single-image video synthesis. *arXiv preprint arXiv:1910.07192*, 2019.
- [29] Chelsea Finn and Sergey Levine. Deep visual foresight for planning robot motion. In *2017 IEEE International Conference on Robotics and Automation (ICRA)*, pages 2786–2793. IEEE, 2017.
- [30] Chelsea Finn, Ian Goodfellow, and Sergey Levine. Unsupervised learning for physical interaction through video prediction. In *Advances in neural information processing systems*, pages 64–72, 2016.
- [31] Chelsea Finn, Xin Yu Tan, Yan Duan, Trevor Darrell, Sergey Levine, and Pieter Abbeel. Deep spatial autoencoders for visuomotor learning. In *2016 IEEE International Conference on Robotics and Automation (ICRA)*, pages 512–519. IEEE, 2016.
- [32] Jean-Yves Franceschi, Edouard Delasalles, Mickaël Chen, Sylvain Lamprier, and Patrick Gallinari. Stochastic latent residual video prediction. *arXiv preprint arXiv:2002.09219*, pages 3233–3246, 2020.
- [33] Andreas Geiger, Philip Lenz, Christoph Stiller, and Raquel Urtasun. Vision meets robotics: The kitti dataset. *International Journal of Robotics Research (IJRR)*, 2013.
- [34] Andreas Geiger, Philip Lenz, Christoph Stiller, and Raquel Urtasun. Vision meets robotics: The kitti dataset. *The International Journal of Robotics Research*, 32(11):1231–1237, 2013.
- [35] Ian Goodfellow. Nips 2016 tutorial: Generative adversarial networks. *arXiv preprint arXiv:1701.00160*, 2016.
- [36] Ian Goodfellow, Yoshua Bengio, Aaron Courville, and Yoshua Bengio. *Deep learning*, volume 1. MIT press Cambridge, 2016.
- [37] Ian J Goodfellow, Jean Pouget-Abadie, Mehdi Mirza, Bing Xu, David Warde-Farley, Sherjil Ozair, Aaron Courville, and Yoshua Bengio. Generative adversarial networks. *arXiv preprint arXiv:1406.2661*, 2014.
- [38] Vincent Le Guen and Nicolas Thome. Disentangling physical dynamics from unknown factors for unsupervised video prediction. In *Proceedings of the IEEE/CVF Conference on Computer Vision and Pattern Recognition*, pages 11474–11484, 2020.
- [39] Danijar Hafner, Timothy Lillicrap, Ian Fischer, Ruben Villegas, David Ha, Honglak Lee, and James Davidson. Learning latent dynamics for planning from pixels. *arXiv preprint arXiv:1811.04551*, 2018.
- [40] Danijar Hafner, Timothy Lillicrap, Jimmy Ba, and Mohammad Norouzi. Dream to control: Learning behaviors by latent imagination. *arXiv preprint arXiv:1912.01603*, 2019.

- [41] Jonathan Heek, Anselm Levskaya, Avital Oliver, Marvin Ritter, Bertrand Rondepierre, Andreas Steiner, and Marc van Zee. Flax: A neural network library and ecosystem for JAX, 2020. URL <http://github.com/google/flax>.
- [42] Dan Hendrycks and Kevin Gimpel. Gaussian error linear units (gelus). *arXiv preprint arXiv:1606.08415*, 2016.
- [43] Irina Higgins, Loic Matthey, Xavier Glorot, Arka Pal, Benigno Uria, Charles Blundell, Shakir Mohamed, and Alexander Lerchner. Early visual concept learning with unsupervised deep learning. *arXiv preprint arXiv:1606.05579*, 2016.
- [44] Irina Higgins, Loic Matthey, Arka Pal, Christopher Burgess, Xavier Glorot, Matthew Botvinick, Shakir Mohamed, and Alexander Lerchner. beta-vae: Learning basic visual concepts with a constrained variational framework. *International Conference on Learning Representations (ICLR)*, 2016.
- [45] Sepp Hochreiter and Jürgen Schmidhuber. Long short-term memory. *Neural computation*, 9(8):1735–1780, 1997.
- [46] Kibeom Hong, Youngjung Uh, and Hyeran Byun. Arrowgan: Learning to generate videos by learning arrow of time. *arXiv preprint arXiv:2101.03710*, 2021.
- [47] Jie Hu, Li Shen, and Gang Sun. Squeeze-and-excitation networks. In *Proceedings of the IEEE conference on computer vision and pattern recognition*, pages 7132–7141, 2018.
- [48] Qiyang Hu, Adrian Wälchli, Tiziano Portenier, Matthias Zwicker, and Paolo Favaro. Learning to take directions one step at a time. In *2020 25th International Conference on Pattern Recognition (ICPR)*, pages 739–746. IEEE, 2021.
- [49] Quan Huynh-Thu and Mohammed Ghanbari. Scope of validity of psnr in image/video quality assessment. *Electronics letters*, 2008.
- [50] Sergey Ioffe and Christian Szegedy. Batch normalization: Accelerating deep network training by reducing internal covariate shift. In *International conference on machine learning*, pages 448–456. PMLR, 2015.
- [51] Catalin Ionescu, Dragos Papava, Vlad Olaru, and Cristian Sminchisescu. Human3. 6m: Large scale datasets and predictive methods for 3d human sensing in natural environments. *IEEE transactions on pattern analysis and machine intelligence*, 36(7), 2014.
- [52] Xu Jia, Bert De Brabandere, Tinne Tuytelaars, and Luc V Gool. Dynamic filter networks. In *Advances in neural information processing systems*, pages 667–675, 2016.
- [53] Michael I Jordan, Zoubin Ghahramani, Tommi S Jaakkola, and Lawrence K Saul. An introduction to variational methods for graphical models. *Machine learning*, 37(2):183–233, 1999.
- [54] Łukasz Kaiser, Mohammad Babaeizadeh, Piotr Miłoś, Błażej Osipiński, Roy H Campbell, Konrad Czechowski, Dumitru Erhan, Chelsea Finn, Piotr Kozakowski, Sergey Levine, et al. Model based reinforcement learning for atari. In *International Conference on Learning Representations*, 2019.
- [55] Nal Kalchbrenner, Aäron Oord, Karen Simonyan, Ivo Danihelka, Oriol Vinyals, Alex Graves, and Koray Kavukcuoglu. Video pixel networks. In *International Conference on Machine Learning*, pages 1771–1779, 2017.
- [56] Nal Kalchbrenner, Aäron van den Oord, Karen Simonyan, Ivo Danihelka, Oriol Vinyals, Alex Graves, and Koray Kavukcuoglu. Video pixel networks. *International Conference on Machine Learning (ICML)*, 2017.
- [57] Tero Karras, Timo Aila, Samuli Laine, and Jaakko Lehtinen. Progressive growing of gans for improved quality, stability, and variation. *arXiv preprint arXiv:1710.10196*, 2017.
- [58] Seung Wook Kim, Yuhao Zhou, Jonah Philion, Antonio Torralba, and Sanja Fidler. Learning to simulate dynamic environments with gamegan. In *Proceedings of the IEEE/CVF Conference on Computer Vision and Pattern Recognition*, pages 1231–1240, 2020.
- [59] Seung Wook Kim, Jonah Philion, Antonio Torralba, and Sanja Fidler. Drivegan: Towards a controllable high-quality neural simulation, 2021.
- [60] Diederik P Kingma and Jimmy Ba. Adam: A method for stochastic optimization. *arXiv preprint arXiv:1412.6980*, 2014.

- [61] Diederik P Kingma and Max Welling. Auto-encoding variational bayes. *International Conference on Learning Representations (ICLR)*, 2014.
- [62] Pavel Korshunov and Sébastien Marcel. Deepfakes: a new threat to face recognition? assessment and detection. *arXiv preprint arXiv:1812.08685*, 2018.
- [63] Manoj Kumar, Mohammad Babaeizadeh, Dumitru Erhan, Chelsea Finn, Sergey Levine, Laurent Dinh, and Durk Kingma. Videoflow: A flow-based generative model for video. *arXiv preprint arXiv:1903.01434*, 2019.
- [64] Alex X Lee, Richard Zhang, Frederik Ebert, Pieter Abbeel, Chelsea Finn, and Sergey Levine. Stochastic adversarial video prediction. *arXiv preprint arXiv:1804.01523*, 2018.
- [65] Wonkwang Lee, Whie Jung, Han Zhang, Ting Chen, Jing Yu Koh, Thomas Huang, Hyungsuk Yoon, Honglak Lee, and Seunghoon Hong. Revisiting hierarchical approach for persistent long-term video prediction. *arXiv preprint arXiv:2104.06697*, 2021.
- [66] Xiaodan Liang, Lisa Lee, Wei Dai, and Eric P Xing. Dual motion gan for future-flow embedded video prediction. In *Proceedings of the IEEE International Conference on Computer Vision*, pages 1744–1752, 2017.
- [67] Xue Lin, Qi Zou, Xixia Xu, Yaping Huang, and Yi Tian. Motion-aware feature enhancement network for video prediction. *IEEE Transactions on Circuits and Systems for Video Technology*, 2020.
- [68] Ziwei Liu, Raymond A Yeh, Xiaou Tang, Yiming Liu, and Aseem Agarwala. Video frame synthesis using deep voxel flow. In *Proceedings of the IEEE International Conference on Computer Vision*, pages 4463–4471, 2017.
- [69] Chaochao Lu, Michael Hirsch, and Bernhard Scholkopf. Flexible spatio-temporal networks for video prediction. In *Proceedings of the IEEE Conference on Computer Vision and Pattern Recognition*, pages 6523–6531, 2017.
- [70] Pauline Luc, Aidan Clark, Sander Dieleman, Diego de Las Casas, Yotam Doron, Albin Cassirer, and Karen Simonyan. Transformation-based adversarial video prediction on large-scale data. *arXiv preprint arXiv:2003.04035*, 2020.
- [71] Michael Mathieu, Camille Couprie, and Yann LeCun. Deep multi-scale video prediction beyond mean square error. *arXiv preprint arXiv:1511.05440*, 2015.
- [72] Matthias Minderer, Chen Sun, Ruben Villegas, Forrester Cole, Kevin Murphy, and Honglak Lee. Un-supervised learning of object structure and dynamics from videos. *arXiv preprint arXiv:1906.07889*, 2019.
- [73] Suraj Nair and Chelsea Finn. Hierarchical foresight: Self-supervised learning of long-horizon tasks via visual subgoal generation. *ICLR*, 2020.
- [74] Suraj Nair, Mohammad Babaeizadeh, Chelsea Finn, Sergey Levine, and Vikash Kumar. Trass: Time reversal as self-supervision. In *2020 IEEE International Conference on Robotics and Automation (ICRA)*, pages 115–121, 2020.
- [75] Seonghyeon Nam, Chongyang Ma, Menglei Chai, William Brendel, Ning Xu, and Seon Joo Kim. End-to-end time-lapse video synthesis from a single outdoor image. In *Proceedings of the IEEE/CVF Conference on Computer Vision and Pattern Recognition*, pages 1409–1418, 2019.
- [76] Junhyuk Oh, Xiaoxiao Guo, Honglak Lee, Richard L Lewis, and Satinder Singh. Action-conditional video prediction using deep networks in atari games. In *Advances in neural information processing systems*, pages 2863–2871, 2015.
- [77] Sergiu Oprea, Pablo Martinez-Gonzalez, Alberto Garcia-Garcia, John Alejandro Castro-Vargas, Sergio Orts-Escolano, Jose Garcia-Rodriguez, and Antonis Argyros. A review on deep learning techniques for video prediction. *IEEE Transactions on Pattern Analysis and Machine Intelligence*, 2020.
- [78] Chris Paxton, Yotam Barnoy, Kapil Katyal, Raman Arora, and Gregory D Hager. Visual robot task planning. In *2019 International Conference on Robotics and Automation (ICRA)*, pages 8832–8838, 2019.
- [79] Rafael Rafailov, Tianhe Yu, Aravind Rajeswaran, and Chelsea Finn. Offline reinforcement learning from images with latent space models. *arXiv preprint arXiv:2012.11547*, 2020.

- [80] Ruslan Rakhimov, Denis Volkhonskiy, Alexey Artemov, Denis Zorin, and Evgeny Burnaev. Latent video transformer. *arXiv preprint arXiv:2006.10704*, 2020.
- [81] Prajit Ramachandran, Barret Zoph, and Quoc V Le. Searching for activation functions. *arXiv preprint arXiv:1710.05941*, 2017.
- [82] MarcAurelio Ranzato, Arthur Szlam, Joan Bruna, Michael Mathieu, Ronan Collobert, and Sumit Chopra. Video (language) modeling: a baseline for generative models of natural videos. *arXiv preprint arXiv:1412.6604*, 2014.
- [83] Scott E. Reed, Aäron van den Oord, Nal Kalchbrenner, Sergio Gomez Colmenarejo, Ziyu Wang, Yutian Chen, Dan Belov, and Nando de Freitas. Parallel multiscale autoregressive density estimation. *International Conference on Machine Learning (ICML)*, 2017.
- [84] Danilo Jimenez Rezende, Shakir Mohamed, and Daan Wierstra. Stochastic backpropagation and approximate inference in deep generative models. In *International conference on machine learning*, pages 1278–1286. PMLR, 2014.
- [85] Reuven Y Rubinstein. Optimization of computer simulation models with rare events. *European Journal of Operational Research*, 99(1):89–112, 1997.
- [86] Masaki Saito and Shunta Saito. Tganv2: Efficient training of large models for video generation with multiple subsampling layers. 2018.
- [87] Vaibhav Saxena, Jimmy Ba, and Danijar Hafner. Clockwork variational autoencoders for video prediction. *arXiv preprint arXiv:2102.09532*, 2021.
- [88] Rui Shu, James Brofos, Frank Zhang, Hung Hai Bui, Mohammad Ghavamzadeh, and Mykel Kochenderfer. Stochastic video prediction with conditional density estimation. In *ECCV Workshop on Action and Anticipation for Visual Learning*, volume 2, 2016.
- [89] Nitish Srivastava, Elman Mansimov, and Ruslan Salakhudinov. Unsupervised learning of video representations using lstms. In *International Conference on Machine Learning*, 2015.
- [90] Serkan Sulun and A Murat Tekalp. Can learned frame prediction compete with block motion compensation for video coding? *Signal, Image and Video Processing*, 15(2):401–410, 2021.
- [91] Thomas Unterthiner, Sjoerd van Steenkiste, Karol Kurach, Raphael Marinier, Marcin Michalski, and Sylvain Gelly. Towards accurate generative models of video: A new metric & challenges. *arXiv preprint arXiv:1812.01717*, 2018.
- [92] Arash Vahdat and Jan Kautz. Nvae: A deep hierarchical variational autoencoder. *arXiv preprint arXiv:2007.03898*, 2020.
- [93] Joost Van Amersfoort, Anitha Kannan, Marc Aurelio Ranzato, Arthur Szlam, Du Tran, and Soumith Chintala. Transformation-based models of video sequences. *arXiv preprint arXiv:1701.08435*, 2017.
- [94] Ruben Villegas, Jimei Yang, Yuliang Zou, Sungryull Sohn, Xunyu Lin, and Honglak Lee. Learning to generate long-term future via hierarchical prediction. In *international conference on machine learning*, pages 3560–3569. PMLR, 2017.
- [95] Ruben Villegas, Arkanath Pathak, Harini Kannan, Dumitru Erhan, Quoc V Le, and Honglak Lee. High fidelity video prediction with large stochastic recurrent neural networks. In *Advances in Neural Information Processing Systems*, pages 81–91, 2019.
- [96] Carl Vondrick and Antonio Torralba. Generating the future with adversarial transformers. In *Proceedings of the IEEE Conference on Computer Vision and Pattern Recognition*, pages 1020–1028, 2017.
- [97] Carl Vondrick, Hamed Pirsiavash, and Antonio Torralba. Generating videos with scene dynamics. *arXiv preprint arXiv:1609.02612*, 2016.
- [98] Jacob Walker, Abhinav Gupta, and Martial Hebert. Dense optical flow prediction from a static image. In *Proceedings of the IEEE International Conference on Computer Vision*, pages 2443–2451, 2015.
- [99] Jacob Walker, Carl Doersch, Abhinav Gupta, and Martial Hebert. An uncertain future: Forecasting from static images using variational autoencoders. In *European Conference on Computer Vision*, pages 835–851. Springer, 2016.
- [100] Jacob Walker, Ali Razavi, and Aäron van den Oord. Predicting video with vqvae. *arXiv preprint arXiv:2103.01950*, 2021.

- [101] Ting-Chun Wang, Ming-Yu Liu, Jun-Yan Zhu, Guilin Liu, Andrew Tao, Jan Kautz, and Bryan Catanzaro. Video-to-video synthesis. *arXiv preprint arXiv:1808.06601*, 2018.
- [102] Ting-Chun Wang, Ming-Yu Liu, Andrew Tao, Guilin Liu, Jan Kautz, and Bryan Catanzaro. Few-shot video-to-video synthesis. *arXiv preprint arXiv:1910.12713*, 2019.
- [103] Yunbo Wang, Jianjin Zhang, Hongyu Zhu, Mingsheng Long, Jianmin Wang, and Philip S Yu. Memory in memory: A predictive neural network for learning higher-order non-stationarity from spatiotemporal dynamics. In *Proceedings of the IEEE/CVF Conference on Computer Vision and Pattern Recognition*, pages 9154–9162, 2019.
- [104] Zhou Wang, Alan C Bovik, Hamid R Sheikh, and Eero P Simoncelli. Image quality assessment: from error visibility to structural similarity. *IEEE transactions on image processing*, 2004.
- [105] Dirk Weissenborn, Oscar Täckström, and Jakob Uszkoreit. Scaling autoregressive video models. *arXiv preprint arXiv:1906.02634*, 2019.
- [106] Nevan Wichers, Ruben Villegas, Dumitru Erhan, and Honglak Lee. Hierarchical long-term video prediction without supervision. *International Conference on Machine Learning (ICML)*, 2018.
- [107] Thomas Wolf, Lysandre Debut, Victor Sanh, Julien Chaumond, Clement Delangue, Anthony Moi, Pierric Cistac, Tim Rault, Rémi Louf, Morgan Funtowicz, et al. Huggingface’s transformers: State-of-the-art natural language processing. *arXiv preprint arXiv:1910.03771*, 2019.
- [108] Bohan Wu, Suraj Nair, Roberto Martin-Martin, Li Fei-Fei, and Chelsea Finn. Greedy hierarchical variational autoencoders for large-scale video prediction. *arXiv preprint arXiv:2103.04174*, 2021.
- [109] Chenfei Wu, Lun Huang, Qianxi Zhang, Binyang Li, Lei Ji, Fan Yang, Guillermo Sapiro, and Nan Duan. Godiva: Generating open-domain videos from natural descriptions, 2021.
- [110] Haixu Wu, Zhiyu Yao, Mingsheng Long, and Jianmin Wan. Motionrnn: A flexible model for video prediction with spacetime-varying motions. *arXiv preprint arXiv:2103.02243*, 2021.
- [111] Annie Xie, Frederik Ebert, Sergey Levine, and Chelsea Finn. Improvisation through physical understanding: Using novel objects as tools with visual foresight. In *Robotics: Science and Systems (RSS)*, 2019.
- [112] Tianfan Xue, Jiajun Wu, Katherine Bouman, and Bill Freeman. Visual dynamics: Probabilistic future frame synthesis via cross convolutional networks. In *Advances in neural information processing systems*, pages 91–99, 2016.
- [113] Wilson Yan, Yunzhi Zhang, Pieter Abbeel, and Aravind Srinivas. Videogpt: Video generation using vq-vae and transformers. *arXiv preprint arXiv:2104.10157*, 2021.
- [114] Fu-En Yang, Jing-Cheng Chang, Yuan-Hao Lee, and Yu-Chiang Frank Wang. Dual-mtgan: Stochastic and deterministic motion transfer for image-to-video synthesis. In *2020 25th International Conference on Pattern Recognition (ICPR)*, pages 6764–6771. IEEE, 2021.
- [115] Marvin Zhang, Sharad Vikram, Laura Smith, Pieter Abbeel, Matthew Johnson, and Sergey Levine. Solar: Deep structured representations for model-based reinforcement learning. In *International Conference on Machine Learning*, pages 7444–7453. PMLR, 2019.
- [116] Richard Zhang, Phillip Isola, Alexei A Efros, Eli Shechtman, and Oliver Wang. The unreasonable effectiveness of deep features as a perceptual metric. In *CVPR*, 2018.
- [117] Jun-Yan Zhu, Taesung Park, Phillip Isola, and Alexei A. Efros. Unpaired image-to-image translation using cycle-consistent adversarial networks. *International Conference on Computer Vision (ICCV)*, 2017.

A Appendix

A.1 Implementation Details

In this section we describe the details of FitVid’s architecture as well as training. Algorithm 1 and Algorithm 2 describe the high-level training and prediction process respectively. Look at Table 5 for the used hyper-parameters. We used the same set of hyper-parameters across all experiments. As mentioned in Section 4, all of the hyper-parameters are fixed during the training and there is no scheduling. Table 6 and Table 8 include the detailed architecture of the encoder and the decoder. Table 7 describes the structure of dynamic and posterior networks. Finally, Table 9 describes the augmentations details.

A.1.1 Computation Resources

We implement FitVid using Flax [41] library for JAX [5]. We train FitVid on 4×4 TPUs (32 co-processors). Each training step (with global batch size of 128 or local batch size of 4) takes ~ 1020 milliseconds (i.e. 0.98 step per second). In parallel, we evaluate the model every 1000 training steps on a single V100 GPU which takes about ~ 850 milliseconds for a batch size of 128. The models are trained for one million training iterations which takes ~ 12 days to complete.

Algorithm 1: FitVid training.	Algorithm 2: FitVid prediction.
Input: Number of context frames c Data: Training frames $\mathbf{x}_{0:T}$ and actions $\mathbf{a}_{0:T}$ // Encode all frames 1 for $t \leftarrow 0$ to T do 2 $\mathbf{h}_t, \mathbf{C}_t \leftarrow \text{Encoder}(\mathbf{x}_t)$ 3 end // Prediction 4 $\mathbf{s}_p, \mathbf{s}_d \leftarrow \mathbf{0}, \mathbf{0}$ // Initialize states 5 for $t \leftarrow 0$ to T do 6 // Approximate posterior 7 $(\mu_t, \sigma_t), \mathbf{s}_p \leftarrow \text{Posterior}([\mathbf{h}_{t+1}], \mathbf{s}_p)$ 7 $\mathbf{z}_t \sim \mathcal{N}(\mu_t, \sigma_t)$ 8 // Predict future state 8 $\hat{\mathbf{h}}_t, \mathbf{s}_d \leftarrow \text{Dynamic}([\mathbf{h}_t, \mathbf{a}_t, \mathbf{z}_t], \mathbf{s}_d)$ 9 end // Decode all frames 10 for $t \leftarrow 0$ to T do 11 // Use last available skip connection 11 $\hat{\mathbf{x}}_t \leftarrow \text{Decoder}(\hat{\mathbf{h}}_t, \mathbf{C}_c)$ 12 end // Optimize ELBO 13 $\mathcal{L} \leftarrow \ \mathbf{x} - \hat{\mathbf{x}}\ _2 + D_{KL}(\mathcal{N}(\mu, \sigma), \mathcal{N}(\mathbf{0}, \mathbf{I}))$ 14 $w \leftarrow \text{Adam}(w, \mathcal{L})$	Input: Context frames $\mathbf{x}_{0:c}$ Input: All actions $\mathbf{a}_{0:T}$ Output: $\hat{\mathbf{x}}$ 1 $\mathbf{s}_d \leftarrow \mathbf{0}$ // Initialize states 2 $\mathbf{C} \leftarrow \text{Encoder}(\mathbf{x}_c)$ // Get last skips. 3 for $t \leftarrow 0$ to T do 4 // Encode frame 4 $\mathbf{h}_t, \mathbf{C}_t \leftarrow \text{Encoder}(\mathbf{x}_t)$ 5 // Sample from prior 5 $\mathbf{z}_t \sim \mathcal{N}(\mathcal{N}(\mathbf{0}, \mathbf{I}))$ 6 // Predict future state 6 $\hat{\mathbf{h}}_t, \mathbf{s}_d \leftarrow \text{Dynamic}([\mathbf{h}_t, \mathbf{a}_t, \mathbf{z}_t], \mathbf{s}_d)$ 7 // Decode frame 7 $\hat{\mathbf{x}}_t \leftarrow \text{Decoder}(\hat{\mathbf{h}}_t, \mathbf{C}_c)$ 8 end

Table 5: Hyper-parameters used for training FitVid. We used the same set of hyper-parameters across all experiments. As mentioned in Section 4, all of the hyper-paramters are fixed during the training and there is no scheduling.

Hyper-parameter	Value
Optimizer (Adam[60])	
Learning Rate (α)	1e-3
Btach Size	128
β_1	0.9
β_2	0.999
ϵ	1e-8
Gradient Clipping (l_2)	100.0
Model	
β	1
Latent (\mathbf{z})-dimension	10
Encoder (\mathbf{h}) dimension	128
LSTM size	256

Table 6: FitVid Encoder Architecture. We are using the same encoding cells as NVAE [92]. The strides are always 1×1 except when down-sampling which has strides of 2×2 . **(bn)** is batch-normalization [50], **(swish)** is the activation [81], **(s&e)** is Squeeze and Excite [47]. There is a skip connection from the beginning of each cell to the end of it. In these skip connections, the number of input filters will be matched by the output using a 1×1 convolution.

Cell	Input Size	Pre	Kernel	Filters	Post	Down Sampling
1-1	64×64	bn + swish	3×3	64	-	-
1-1	64×64	bn + swish	3×3	64	s&e	-
1-2	64×64	bn + swish	3×3	64	-	-
1-2	64×64	bn + swish	3×3	64	s&e	Yes
2-1	32×32	bn + swish	3×3	128	-	-
2-1	32×32	bn + swish	3×3	128	s&e	-
2-2	32×32	bn + swish	3×3	128	-	-
2-2	32×32	bn + swish	3×3	128	s&e	Yes
3-1	16×16	bn + swish	3×3	256	-	-
3-1	16×16	bn + swish	3×3	256	s&e	-
3-2	16×16	bn + swish	3×3	256	-	-
3-2	16×16	bn + swish	3×3	256	s&e	Yes
4-1	8×8	bn + swish	3×3	512	-	-
4-1	8×8	bn + swish	3×3	512	s&e	-
4-2	8×8	bn + swish	3×3	512	-	-
4-2	8×8	bn + swish	3×3	512	s&e	-

Table 7: FitVid Dynamics Architecture. We are using a similar dynamics as Denton and Fergus [17]. The encoded output is first averaged across spatial dimension and then decoded into h -size using a fully connected layer. Then, the dynamics are modeled by two LSTM layers. Finally, the output is mapped and reshaped to an image tensor before passing to the decoder. The posterior uses the exact same architecture except that only has one LSTM layer.

Cell	Input Size	Pre	Layer	Size	Post
-	8×8	spatial average + flatten	dense	256	append \mathbf{z} and \mathbf{a}
-	128+	-	LSTM	256	-
-	256	-	LSTM	256	-
-	256	-	dense	$8 \times 8 \times 512$	sigmoid + reshape

Table 8: FitVid Encoder Architecture. We are using the same encoding and decoding cells as NVAE [92]. The strides are always 1×1 . For up-sampling we use nearest neighbour. **(bn)** is batch-normalization [50], **(swish)** is the activation [81], **(s&e)** is Squeeze and Excite [47]. There is a skip connection from the beginning of each cell to the end of it. There are also skip connections from each encoder block to the corresponding decoder block (look at Figure 2). In these skip connections, the number of input filters will be matched by the output using a 1×1 convolution.

Cell	Input Size	Pre	Kernel	Filters	Post	Up Sampling
1-1	8×8	bn	1×1	2048	-	-
1-1	8×8	bn + swish	5×5	2048	-	-
1-1	8×8	bn + swish	1×1	512	bn + s&e	-
1-2	8×8	bn	1×1	2048	-	-
1-2	8×8	bn + swish	5×5	2048	-	-
1-2	8×8	bn + swish	1×1	512	bn + s&e	Yes
2-1	16×16	bn	1×1	1024	-	-
2-1	16×16	bn + swish	5×5	1024	-	-
2-1	16×16	bn + swish	1×1	256	bn + s&e	-
2-2	16×16	bn	1×1	1024	-	-
2-2	16×16	bn + swish	5×5	1024	-	-
2-2	16×16	bn + swish	1×1	256	bn + s&e	Yes
3-1	32×32	bn	1×1	512	-	-
3-1	32×32	bn + swish	5×5	512	-	-
3-1	32×32	bn + swish	1×1	128	bn + s&e	-
3-2	32×32	bn	1×1	512	-	-
3-2	32×32	bn + swish	5×5	512	-	-
3-2	32×32	bn + swish	1×1	128	bn + s&e	Yes
4-1	64×64	bn	1×1	256	-	-
4-1	64×64	bn + swish	5×5	256	-	-
4-1	64×64	bn + swish	1×1	64	bn + s&e	-
4-2	64×64	bn	1×1	256	-	-
4-2	64×64	bn + swish	5×5	256	-	-
4-2	64×64	bn + swish	1×1	64	bn + s&e	-
-	64×64	-	1×1	3	sigmoid	-

Table 9: To prevent FitVid from overfitting we use augmentation. First, at training time, we select a random crop of the video before resizing it to the desired resolution (64×64) at the training time, called RandCrop. This processes crops all the frames of a given video to include a minimum of C percent of the frame’s height. Then we use RandAugment [15] to improve the augmentation. We use the same augmentation configuration for all the datasets. Per video, we use the same randomization across all the frames.

Algorithm 3: Video Augmentation.

```

Input: Video  $\mathbf{x}$ 
Input: Number of RandAugment transformations  $N$ 
Input: RandAugment magnitude  $M$ 
Input: RandCrop crop height minimum ratio  $C$ 
1  $\mathbf{x} \leftarrow \text{RandCrop}(\mathbf{x}, C)$ 
2 for  $i \leftarrow 0$  to  $N$  do
3    $f \leftarrow \text{ChooseRandomTransformation}()$ 
4    $\mathbf{x} \leftarrow f(\mathbf{x}, M)$ 
5 end
6 return  $\mathbf{x}$ 

```

Hyper-parameter	Value
RandAugment	
No. of transformations N	1
Magnitude M	5
Transformations	
identity - auto_contrast - equalize	
rotate - solarize - color - posterize	
contrast - brightness - sharpness	
shear_x - shear_y	
translate_x - translate_y	
RandCrop	
Crop height minimum ratio C	0.8

Table 10: Used datasets and their licenses.

Dataset	Reference	License
RoboNet	Dasari et al. [16]	MIT
KITTI	Geiger et al. [33]	Creative Commons
Human3.6M	Ionescu et al. [51]	License
BAIR robot pushing	Ebert et al. [24]	GitHub Default




Figure 8: FitVid on BAIR robot pushing dataset [23] with no actions. The model is conditioned only on the first frame and is predicting the next 16 frames. Given that the future actions of the robotic arm is unknown, the prediction can diverge substantially from the ground truth video. However, the model predicts movements for the objects whenever the arm pushes the object in an imaginary scenario. It also fills the background with random objects.

Real Robot Domain




Figure 9: Zero-shot robot domain. We evaluate FitVid on planning tasks on a Franka Emika Panda involving kitchen, cleaning, and office items. We did not collect any training data for this task. Instead the model is trained on RoboNet and fine-tuned on augmented data from Wu et al. [108].

A.2 Robot Experiment Details

A.2.1 Environment

The robot environment consists of a Franka Emika Panda robot operating over a bin which contains various objects. The robot’s observations are $64 \times 64 \times 3$ RGB images, and its action space consists of 3 DOF delta position control of the end effector with action magnitudes in the range $[-10\text{cm}, 10\text{cm}]$.

A.2.2 Data

The data used for finetuning the model used in robot experiments was taken directly from Wu et al. [108]. This data consists of different viewpoint, lighting conditions, and target objects than what is used in our evaluation.

A.2.3 Evaluation Details

During evaluation, the agent is specified to complete an object pushing task by a goal image. The agent has 50 timesteps to complete the task, and a trial is measured as successful if the majority of the object overlaps with its target position at some point in the episode. Each method is evaluated over 18 trials, of which 6 consist of objects in an “office” setting, 6 consist of objects in a “kitchen” setting, and 6 consist of objects in a “cleaning” setting (See Figure 9).

To execute the task, the agent performs visual model predictive control using the cross entropy method (CEM). Specifically, the agent takes in 1 frame, and predicts trajectories of 10 time-steps for 200 different sampled action sequences. Trajectories are ranked according to their negative mean squared error to the goal image, averaged across all 10 time-steps. The action distribution refits to the top 20 actions, and repeats for 3 iterations of CEM. Afterwards the best sequence of 10 actions is stepped in the environment in an open loop fashion. The process repeats 5 times until the end of the episode.




Figure 10: Example tasks for zero-shot object pushing using a robotic arm. The goal in each trial is to push the a specific object to a predetermined goal location. The trial is considered successful, if the robot pushes at least half of the object overlaps with its goal location at any point in the episode.




Figure 11: More detailed video from Figure 4 which illustrates FitVid on action-conditioned RoboNet [16]. The model is conditioned on the first two frames and is predicting the next ten frames given the future actions of the robotic arm. These figures demonstrate how the predicted movements of the arm closely follows the ground truth given that the future actions is known. The model also predicts detailed movements of the pushed objects (visible in the top example) as well as filling in the previously unseen background with some random objects (look at the object that appear behind the robotic arm in the bottom example). Also notice the wrong predictions of robots fingers in the bottom example.




Figure 12: More detailed video from Figure 5 which illustrates FitVid on KITTI dataset [34]. As it can be seen in this figure, the model generates high quality prediction of the future in a dynamic scene. Note how in the top example FitVid keeps predicting the movement of the shadow till it moves out of the frame. After that, the model keeps pushing the background closer in each frame, implying driving forward. We noticed that the quality of predictions drop substantially faster when there are more objects in the scene e.g. the driving scenes inside a city as can be seen in the bottom example. This indicates the model still fails to generalize to more complex scenes with more moving subjects.




Figure 13: More detailed video from Figure 6 which illustrates FitVid on Human3.6M [51]. This figure demonstrates extremely detailed and human-like motions predicted by FitVid, conditioned on the given context frames. However, on closer inspection, it can be seen that the human subject in the video is changing, from the test subject to a training subject. This is particularly evident from the cloths. This phenomena indicates that, although FitVid is capable of generalizing to the frames out of training distribution, however, it morphs the human subject into a familiar one from the training set and then plays the video from the memory.

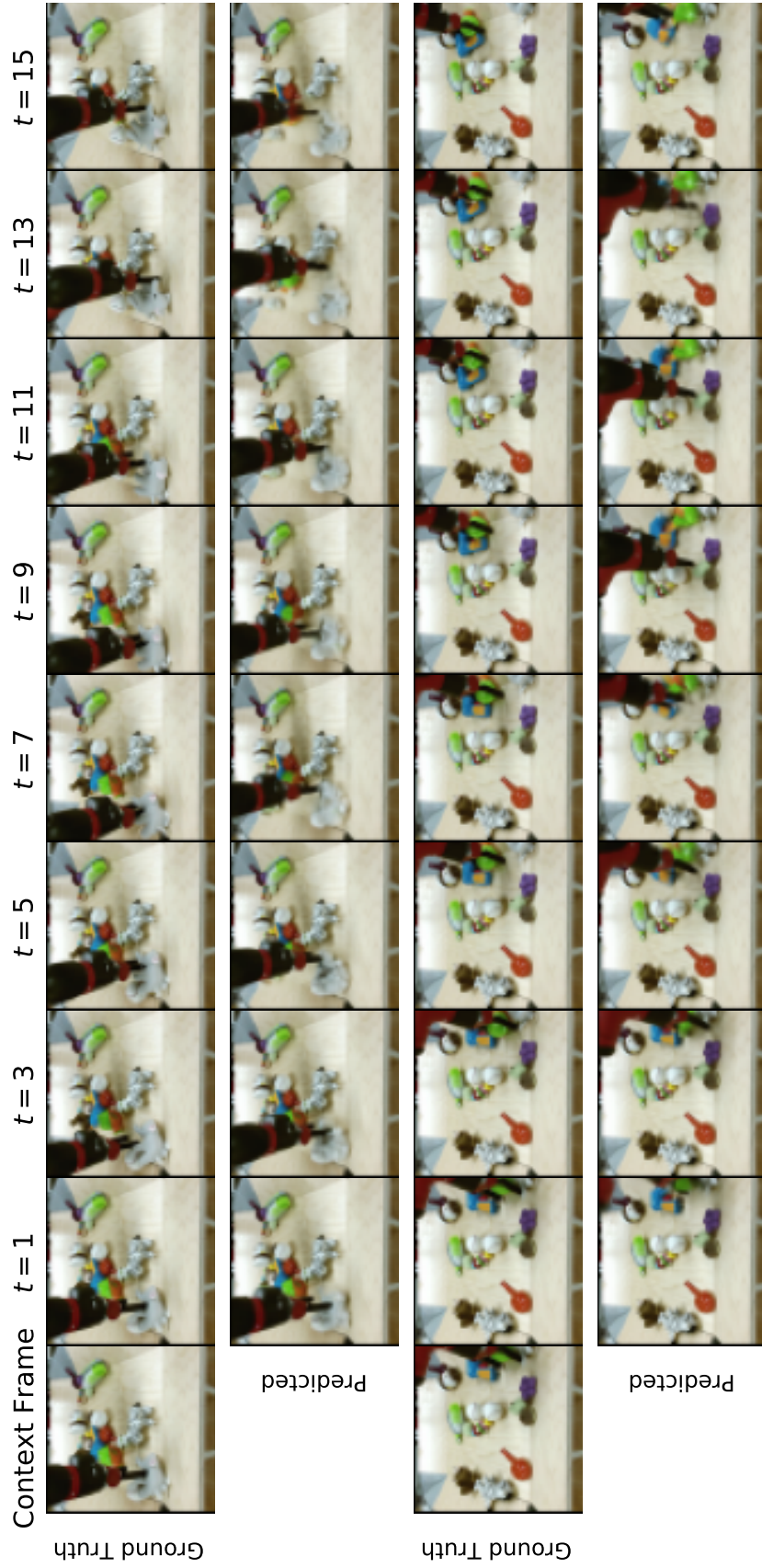


Figure 14: More detailed video from Figure 8 which illustrates FitVid on BAIR robot pushing dataset [23] with no actions. The model is conditioned only on the first frame and is predicting the next 16 frames. Given that the future actions of the robotic arm is unknown, the prediction can diverge substantially from the ground truth video. However, the model predicts movements for the objects whenever the arm pushes the object in an imaginary scenario. It also fills the background with random objects.





Figure 15: These are copies of Figure 6 from Franceschi et al. [32], Figure 7 from Villegas et al. [95] and Figure 5 from Villegas et al. [94]. The proposed methods in these papers are also changing the human test subject into a training subject (most visible in the changed shirt.). This seems to be a common issue which is typically overlooked in the video prediction literature.