

Learnt Sparsification for Interpretable Graph Neural Networks

Mandeep Rathee, Zijian Zhang, Thorben Funke, Megha Khosla, and Avishek Anand

L3S Research Center, Hannover, Lower Saxony Germany
{rathee,zzhang,tfunke,khosla,anand}@l3s.de

Abstract. Graph neural networks (GNNs) have achieved great success on various tasks and fields that require relational modeling. GNNs aggregate node features using the graph structure as inductive biases resulting in flexible and powerful models. However, GNNs remain hard to interpret as the interplay between node features and graph structure is only implicitly learned. In this paper, we propose a novel method called KEDGE for *explicitly sparsifying* the underlying graph by removing unnecessary neighbors. Our key idea is based on a tractable method for sparsification using the *Hard Kumaraswamy distribution* that can be used in conjunction with any GNN model. KEDGE learns edge masks in a modular fashion trained with any GNN allowing for gradient-based optimization in an end-to-end fashion. We demonstrate through extensive experiments that our model KEDGE can prune a large proportion of the edges with only a minor effect on the test accuracy. Specifically, in the PubMed dataset, KEDGE learns to drop more than 80% of the edges with an accuracy drop of merely $\approx 2\%$ showing that graph structure has only a small contribution in comparison to node features. Finally, we also show that KEDGE effectively counters the over-smoothing phenomena in deep GNNs by maintaining good task performance with increasing GNN layers.

Keywords: Graph Neural Networks · Interpretability · Sparsification

1 Introduction

Graph neural networks (GNNs) are a powerful family of models that operate over graph-structured data and have achieved state-of-the-art performance on node and graph classification tasks. GNNs aggregate node feature information using the input graph structure as inductive biases resulting in flexible and powerful learning models. Although expressive and flexible, current GNNs lack interpretability and limited attention has been paid to building interpretable GNNs in general. Existing approaches for building explainable GNNs tend to focus on *post-hoc interpretability*, i.e., they attempt to explain predictions of a GNN mode after the model has been trained [10,37,38]. However, a fundamental limitation of such post-hoc approaches is that explanations might not necessarily

be accurate reflections of the model decisions [29]. Second, and more worrisome, is the problem of the evaluation of interpretability techniques due to the difficulty in gathering ground truth for evaluating an explanation [19,40]. Consequently, it is unclear if the model or the explanation is inaccurate for a given decision.

An alternate design methodology is to ensure *interpretability by design* by explicitly inducing *sparsification* into GNN models. Sparsification in this context refers to selecting a subset of neighborhood nodes (for a given query node) that are employed during the aggregation operation. There are two major benefits for explicit sparsification in GNNs. First, explicit sparsification is sometimes necessary in real-world graphs that might contain task-irrelevant edges. Hence, a lack of explicit sparsification in GNNs models might result in the aggregation of unnecessary neighborhood information and degrade generalization. Secondly, as we show in this work, sparsification also helps to overcome the issue of *over-smoothing* [21] in deep GNNs. In this work, we develop a plug-and-

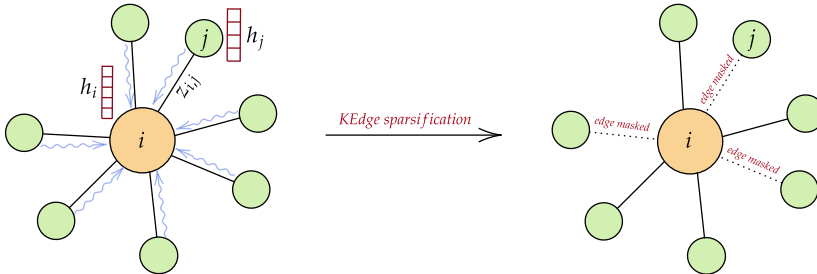


Fig. 1. Given feature vectors of query node and its neighbor, KEDGE learns **HardKuma** distributions for each edge in the original graph. Hence, we learn which edges can be masked without affecting performance.

play *interpretable by design* approach, which can be incorporated into any GNN model. Our approach, which we refer to as KEDGE, learns to actively sparsify the input graph towards improving model interpretability by learning to drop task-irrelevant edges. Specifically, we build an *adjacency matrix generator* layer, which is given as input the query node and its neighborhood, that selects the most important neighbors (see Figure 1), which are then used as input to the GNN layer. We model our neighborhood mask using the **HardKuma** distribution [18], which exhibits a mix of discrete and continuous behavior. We take advantage of this particular property of **HardKuma** distribution to achieve binary selections and gradient-based training at the same time. Our generator layer can be plugged either before the GNN layers or after each GNN layer giving rise to KEDGE and KEDGE-layerwise variants, respectively. In particular, the learned neighborhood is layer-dependent in the case of the KEDGE-layerwise variant. Intuitively, each GNN layer learns different properties of a node and might be dependent on different neighborhoods in each layer.

We demonstrate the effectiveness of KEDGE by extensive experimentation on three well-known citation networks and three state-of-the-art GNN models. We show that KEDGE can remove a significant proportion of edges without compromising performance. We observe that the combination of the GNN model and dataset properties, greatly influences the ratio of removed edges by KEDGE. In particular, KEDGE removes 83% of the edges on PubMed when using Simple Graph Convolution (SGC). Moreover, we observe that the effect of over-smoothing on deep GNNs is significantly reduced by KEDGE-layerwise which induces a layer-specific sparser neighborhood.

1.1 Summary of contributions

To summarize, we make the following contributions.

1. We develop KEDGE which is based on principles of achieving interpretability via input sparsity. KEDGE is easy to incorporate into any existing GNN architecture.
2. We develop an end-to-end trainable framework achieving binary selection and gradient-based optimization at the same time.
3. We showcase the superiority of our approach by extensive experiments on three benchmark datasets. In particular, we demonstrate our approach’s effectiveness in pruning a high percentage of node neighborhoods without compromising performance.

2 Related Work

Graph neural networks have been popularized by the invention of graph convolutional network (GCN) [17] and several of its variants [11,6,2,25,24,32]. The basic GCN [17] model compute a representation of a node via recursive aggregation and transformation of feature representations of its neighbor and trained in an end to end manner with a supervised task objective. Graph Attention Network [32] adopted attention heads, leading to weighted aggregation over node neighborhood. With the Simple Graph Convolution (SGC), [35] discovered that dropping the intermediate non-linearity has a minor effect on the performance. Others adjusted sampling approaches to reduce overfitting [28,11].

Approaches for Graph Sparsification. Real-world graphs are often noisy and might have a few very high degree nodes. The repeated neighborhood aggregation mechanism employed by GCNs in the presence of noise can lead to noise exaggeration by repeated error propagation. Moreover, the presence of even a small number of high degree nodes can lead to over-smoothing [28,26,35] of node features for deep GNNs. To counter such effects a number of unsupervised approaches for graph sparsification [4,5,1,7,33,20,23] as well as recent supervised approaches like DropEdge [28] and NeuralSparse [41] have been proposed. Given an input graph, the unsupervised methods extract a representative subgraph while preserving the original graph’s crucial properties like its spectral properties, node-degree and distance distribution, and clustering. Supervised methods,

in contrast, learn task-relevant graph structures. DropEdge, for example, randomly drops a specific rate of edges of the input graph during training while NeuralSparse learns k-neighbor subgraphs by selecting at most k neighbors for each node in the graph. Other works like LDS [9], which also consider the addition of new edges or the more general problem of graph structure learning, are out of this publication’s scope. We refer to [42] for a recent overview of approaches for graph structure learning.

Interpretability in GNNs. Existing works mainly focus on the post-hoc interpretability of a trained GNN model. These approaches can be either model agnostic, such as GNNExplainer [37], XGNN [38], and Zorro [10], or model introspective [27]. GNNExplainer learns a real-valued graph and feature mask to maximize its mutual information with GNN’s predictions, while Zorro [10] outputs binary masks. The XGNN proposed a reinforcement learning-based graph generation approach to generate explanations for a graph’s predicted class. Interpretable models by design that actively introduce sparsity in the input and only operate on the sparsified input have been called explain then predict models in the text domain [39]. For GNNs, some of the models that actively introduce sparsity are [41,22]. Other approaches like [27] extends the gradient-based saliency map methods to GCNs and attributes them to the original model’s input features. Other works [15,14] focus on explaining unsupervised network representations, which is out of the scope of our current work.

3 Preliminaries

3.1 Background on Graph Neural Networks

Notations. Let $G = (V, E)$ be an input graph with $|V| = n$ and $A \in \mathbb{R}^{n \times n}$ the adjacency matrix of the graph. $D = \text{diag}(d_i)$ is the degree matrix where d_i is the degree of node v_i . Each node v_i in graph G has d-dimensional input feature vector $x_i \in \mathbb{R}^d$. Let $X \in \mathbb{R}^{n \times d}$ be the input feature matrix with $X = [x_1, x_2, \dots, x_n]^\top$ where the i^{th} row of X represents input feature of node v_i .

In this work we focus on graph convolution network and its variants which constitute the most important class of GNNs. Basically a GCN generates a node representation by recursive aggregation and transformation of feature representations of its neighbors. Specifically, in each GNN layer k , the representation $h_i^{(k)}$ of node v_i at layer k is obtained by aggregating information from representations of its neighbors $\{h_j^{(k-1)}; \forall j \in \mathcal{N}_i\}$ where \mathcal{N}_i is set of neighbors of node v_i and $h_i^{(0)} = x_i$. Overall the update step written in matrix form is

$$H^{(k)} = \text{GNN}(A, H^{(k-1)}, W^{(k-1)}) = \sigma \left(\text{AGG}\{A, H^{(k-1)}\}W^{(k-1)} \right) \quad (1)$$

where $\sigma(\cdot)$ is the activation function, $H^{(0)} = X$ and $W^{(k-1)}$ is the weight matrix at $(k-1)^{\text{th}}$ layer.

In this work, we employ three GNN models, namely GCN [17], SGC [35] and GAT [32] which differ mainly in their aggregation function, AGG. For example

in GCN, the aggregation is done by $\tilde{D}^{-\frac{1}{2}}\tilde{A}\tilde{D}^{-\frac{1}{2}}H^{(k-1)}$ matrix operation. Here $\tilde{A} = A + I_n$ and \tilde{D} is the degree matrix of \tilde{A} . Finally, a softmax layer is applied to the node representations at the last layer K to predict the node class.

The parameters of the model are trained by minimizing the GNN’s loss function, e.g., the cross-entropy loss

$$L(w, A) = - \sum_{v \in V_{\text{train}}} \sum_c \delta_{cv} \log y_{cv}, \quad (2)$$

where c corresponds to a class label, $\delta_{cv} \in \{0, 1\}$ indicates whether node v has label c or not and y_{cv} is the predicted class probability for node v and class c . Here w denotes the parameters of the GNN model.

3.2 Probabilistic Modelling of Binary Variables

As mentioned earlier, given a graph, we are interested in learning a sparse mask over the adjacency matrix such that task-irrelevant edges are filtered out. In particular, we are interested in learning the underlying distribution of the sparse task-relevant adjacency matrix. Ideally, we would want to model the binary elements of our adjacency matrix by a suitable probability distribution such that (i) samples can be drawn efficiently and (ii) parameters of the distribution can be efficiently learned via back-propagation.

HardKuma [3] is one such distribution that satisfies the above two properties. The HardKuma is an extension of *Kumaraswamy (Kuma) distribution* [18].

Definition 1 (Kuma Distribution). *A random variable Y is a Kuma distribution if its probability density function (PDF) is given by*

$$f_Y(y; \alpha, \beta) = \alpha\beta y^{\alpha-1} (1 - y^\alpha)^{\beta-1}, \quad y \in (0, 1), \quad (3)$$

where $\alpha, \beta > 0$ and has the following cumulative distribution function (CDF)

$$F_Y(y; \alpha, \beta) = 1 - (1 - y^\alpha)^\beta. \quad (4)$$

As the original Kuma distribution’s support does not include 0 and 1, the Stretched Kuma distribution is defined as follows which has the support in (ℓ, r) and samples are stretched using $\ell + (r - \ell)y$.

Definition 2 (Stretched Kuma Distribution). *Let $F_Y(y; \alpha, \beta)$ be the CDF of the Kuma distributed random variable $Y \sim \text{Kuma}(\alpha, \beta)$. A random variable T is said to have a Stretched Kuma distribution with support (ℓ, r) if its CDF is given by*

$$F_T(t; \alpha, \beta, \ell, r) = F_Y\left(\frac{t - \ell}{r - \ell}; \alpha, \beta\right), \quad t \in (\ell, r), \quad (5)$$

where $\ell < 0$ and $r > 1$ and its PDF is given by

$$f_T(t; \alpha, \beta, \ell, r) = f_Y\left(\frac{t - \ell}{r - \ell}; \alpha, \beta\right) \frac{1}{(r - \ell)}, \quad (6)$$

where $r - \ell > 0$.

To retrieve a sample from **HardKuma** distribution, we sample a point t from the Stretched **Kuma** distribution and apply hard sigmoid, i.e., $z = \min(1, \max(0, t))$. The likelihood for sampling 0 is equal to sampling any point $t < 0$ for the underlying Stretched **Kuma**. Similarly, the likelihood of sampling 1 is equivalent to sampling any $t > 1$. The probability at $z = 0$ and $z = 1$ is thus defined in closed form as below.

Definition 3 (HardKuma Distribution [3]). *Let $\alpha, \beta > 0$, $\ell < 0$, and $r > 1$. Then the PDF of a **HardKuma** distribution is given by*

$$f_{HK}(z; \alpha, \beta, \ell, r) = \begin{cases} F_Y\left(\frac{-\ell}{r-\ell}; \alpha, \beta\right), & \text{for } z = 0, \\ 1 - F_Y\left(\frac{1-\ell}{r-\ell}; \alpha, \beta\right), & \text{for } z = 1, \\ f_T(h; \alpha, \beta, \ell, r), & \text{for } z \in (0, 1). \end{cases} \quad (7)$$

We make the following observations about the samples drawn from the **HardKuma** distribution which we are useful for understanding the rationale of our approach in Section 4.

- *Observation 1:* Given that uniform random variables can be efficiently sampled from a single random source, a continuous variable $z \in [0, 1]$ can be efficiently sampled from the **HardKuma** distribution as follows

$$z = \text{HardKuma}(u, \alpha, \beta, \ell, r) = \min(1, \max(0, \ell + (r - \ell) \left(1 - (1 - u)^{1/\beta}\right)^{1/\alpha})), \quad (8)$$

where u is a uniform random variable, ℓ and r are constants and α, β are parameters of the distribution. This re-parameterization is differentiable *almost everywhere*. For derivatives we refer to [3].

- *Observation 2:* The gradient of z with respect to parameters α and β exists and can be computed efficiently.
- *Observation 3:* The expected value of **Kuma** distribution with shape parameters α and β is given by

$$\frac{\beta \Gamma(1 + \frac{1}{\alpha})}{\Gamma(1 + \beta + \frac{1}{\alpha})}, \quad (9)$$

where $\Gamma(\cdot)$ is the gamma function. We will need this analytical estimate in a special case of inference in our proposed model.

4 Our Approach

Given an input graph $G = (V, E)$, we are interested in learning sparser connections between data points while simultaneously training the GNN’s parameters. Removing noisy and task-irrelevant edges improves task performance and increases interpretability as the class decision can now be attributed to a small subset of the neighborhood. Intuitively, we are interested in generating a binary mask Z for the adjacency matrix such that the modified loss $L(w, A_{sprs})$ using the sparsified adjacency matrix $A_{sprs} = A \odot Z$ is minimized.

We propose to model elements of the mask Z as samples from a continuous **HardKuma** distribution which allows gradient-based optimization. Furthermore, our choice avoids resorting to strategies such as REINFORCE [34], which is known to show high variance, or *straight-through estimation* (STE), which might lead to biased estimates [9]. As already described in Section 3, the re-parameterization trick in **HardKuma** leads to a smooth approximation of a Bernoulli random variables thus allowing for gradient based optimization. Also, [16] showed that such re-parameterization approaches generally lead to a decrease in variance compared to approaches like REINFORCE.

In the next section, we describe our approach’s main ingredient, i.e., the *adjacency matrix generator*, which generates the sparsified adjacency matrix. We note that due to the re-parameterization trick, we can jointly learn the parameters of the generator network together with GNN model parameters. We refer to our approach as **KEDGE** and provide the pseudo-code of our training in Algorithm 2.

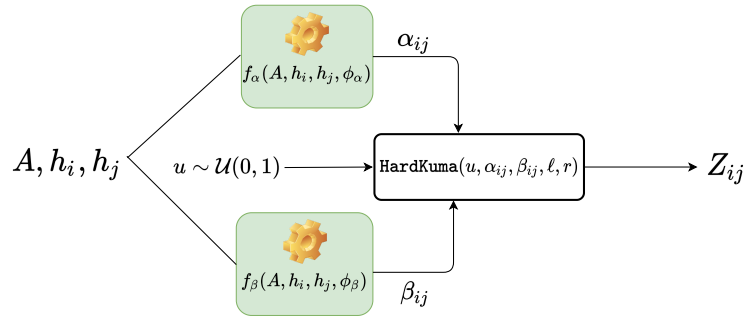


Fig. 2. Given adjacency matrix A and features of node v_i and v_j , the neural networks learn shape-parameters α_{ij} and β_{ij} for **HardKuma**. To get mask Z_{ij} , **HardKuma** is applied with the learned shape-parameters to a uniform random variable $u \sim \mathcal{U}(0, 1)$, where ℓ and r are support parameters.

4.1 Adjacency Matrix Generator

Our generator network takes as input the original graph and the feature matrix and outputs a continuous mask $Z \in [0, 1]^{n \times n}$. We model each element Z_{ij} as a continuous sample from the **HardKuma** distribution. In particular for an edge (i, j) the corresponding mask Z_{ij} is a sample, see also Eq. (8), from the **HardKuma** distribution given by

$$\begin{aligned} Z_{ij} &= \text{HardKuma}(u, \alpha_{ij}, \beta_{ij}, \ell, r) \\ &= \min \left(1, \max \left(0, \ell + (r - \ell) \left(1 - (1 - u)^{1/\beta_{ij}} \right)^{1/\alpha_{ij}} \right) \right), \end{aligned} \quad (10)$$

where $u \in (0, 1)$ is a uniform random variable, ℓ and r are the stretched lower and upper bounds of the **HardKuma** distribution, α_{ij} and β_{ij} are parametrized using two neural networks. The parameters α_{ij}/β_{ij} are calculated using an attention mechanism

$$\alpha_{ij}/\beta_{ij} = \frac{\exp\left(\text{LeakyReLU}\left(\theta_{\alpha/\beta}^T [W_{\alpha/\beta}h_i \| W_{\alpha/\beta}h_j]\right)\right)}{\sum_{k \in \mathcal{N}_i} \exp\left(\text{LeakyReLU}\left(\theta_{\alpha}^T [W_{\alpha/\beta}h_i \| W_{\alpha/\beta}h_k]\right)\right)}, \quad (11)$$

where h_i and h_j are feature vectors of nodes v_i and v_j , see Figure 2. In addition, we have the trainable parameters $\phi_{\alpha/\beta} = (\theta_{\alpha/\beta}, W_{\alpha/\beta})$ with $\theta_{\alpha/\beta} \in \mathbb{R}^{2d'}$ the attention mechanism, $W_{\alpha/\beta} \in \mathbb{R}^{d' \times d}$ the projection, and d' the dimension of the attention mechanism. $\|$ is the concatenation operation and we apply the LeakyReLU nonlinearity (with negative input slope $\lambda = 0.2$). The masked adjacency is then used as input to the GNN model. Algorithm 1 summarizes the generation of the sparsified adjacency matrix.

Algorithm 1 Adjacency Matrix Generator: $\text{AMG}(A, H, \phi_{\alpha}, \phi_{\beta})$

- 1: **Input:** adjacency matrix A , features representation H , learnable parameters $\phi_{\alpha} = (\theta_{\alpha}, W_{\alpha})$, $\phi_{\beta} = (\theta_{\beta}, W_{\beta})$
 - 2: **Output:** Sparsified adjacency matrix (A_{sprs})
 - 3: **Hyperparameters:** ℓ and r the support parameters for **HardKuma**, d' the dimension of the attention mechanism
 - 4: For each edge in G calculate α_{ij} and β_{ij} based on H, ϕ_{α} and ϕ_{β} using Eq. (11)
 - 5: Calculate Z by applying Eq. (8) to uniform variables $u_{ij} \sim \mathcal{U}(0, 1)$
 - 6: **return** $A_{sprs} = A \odot Z$
-

Why does the sparsified adjacency matrix not need to be symmetric? Unlike previous works [9] which emphasized generating a symmetric adjacency matrix, we argue that the influence of neighbors over the node label might not always be symmetric even for undirected graphs. Consider for example Figure 3, in which nodes A and B have the same label (depicted by the same color). Moreover, all other neighbors of node B except A have a different label. Now when B is the query node, the neighbor A should be considered as it positively influences the decision. In contrast to predict label for A, the model should better ignore the neighbor B. As B has larger fraction of neighbors with the opposite label, there is a higher chance of error propagation via B to A.

Our adjacency matrix generator (AMG) treats edges (i, j) and (j, i) independent, i.e., removal of edge (i, j) is independent to the removal of edge (j, i) . In particular the assymetricity in generating masks (see Eq. (10) and (11)) ensures that the generated adjacency matrix is not restricted to be symmetric.

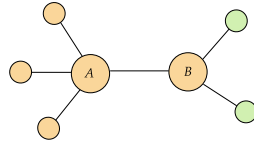


Fig. 3. An example graph where asymmetry in neighborhood influence is expected. Node color represents its label. To predict label of node B, neighbor A should be considered. On the other hand node B might lead to error propagation to A.

4.2 Variants of KEdge

We propose two variants of our approach: the KEDGE variant, in which the GNN is treated as a black-box and the graph is sparsified by applying Adjacency Matrix Generator (AMG) only once at the input GNN layer, and the KEDGE-layerwise variant, in which a new sparse adjacency matrix is generated corresponding to each GNN layer (see Figure 4).

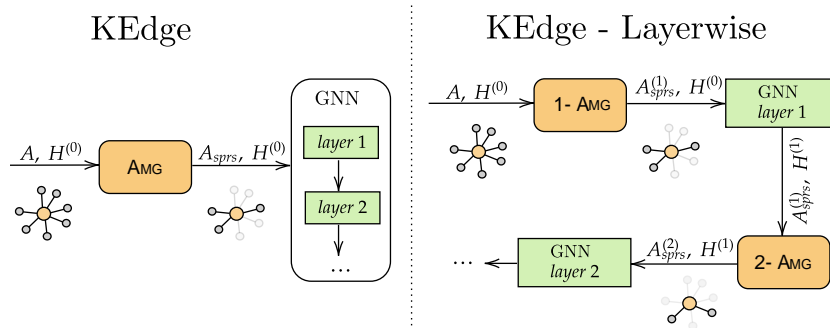


Fig. 4. Illustration of the two KEDGE variants. In the KEDGE variant, the GNN is treated as a black-box and the adjacency is sparsified only once. In the KEDGE-layerwise variant, the adjacency A is sparsified further in each layer. Note that in KEDGE-layerwise aggregation might be performed over different set of neighborhood nodes in each layer.

KEdge. The KEDGE variant is a specialized version of the KEDGE-layerwise, where we only apply the first sparsification before any GNN aggregation. Hence, we first sparsify the original input and afterwards any GNN-model can be applied to the sparsified result. The objective function for KEDGE is given as

$$\min_{\phi_\alpha, \phi_\beta, W} \mathbb{E}_{u \in \mathcal{U}} (L(\{W^{(k)}\}_{k=0}^{K-1}, A_{sprs}^{(1)}, \phi_\alpha^{(0)}, \phi_\beta^{(0)})) + \epsilon \|Z\|_0, \quad (12)$$

where $A_{sprs}^{(1)} = \text{AMG}(A, H^{(0)}, \phi_\alpha^{(0)}, \phi_\beta^{(0)})$ and Z is the generated mask matrix. In order to explicitly enforce sparsity, we add an additional regularization objective which corresponds to minimization of the L_0 norm of Z .

KEdge-layerwise. For KEDGE-layerwise, we generate a new adjacency matrix for each GNN layer. For layer $k \geq 0$, we have

$$A_{sprs}^{(k+1)} = A_{sprs}^{(k)} \odot Z^{(k)} = \text{AMG}(A_{sprs}^{(k)}, H^{(k)}, \phi_\alpha^{(k)}, \phi_\beta^{(k)}), \quad (13)$$

where we use the hidden representation $H^{(k)}$ of the previous GNN-layer as input to our AMG. The GNN-layers then operate on the sparsified adjacencies

$$H^{(k+1)} = \text{GNN}(A_{sprs}^{(k+1)}, H^{(k)}, W^{(k)}), \quad (14)$$

where $A_{sprs}^{(0)} = A$. The overall optimization problem for KEdge-layerwise is formulated as

$$\min_{\phi_\alpha, \phi_\beta, W} \mathbb{E}_{u \in \mathcal{U}} (L(\{W^{(k)}, A_{sprs}^{(k+1)}, \phi_\alpha^{(k)}, \phi_\beta^{(k)}\}_{k=0}^{K-1})) + \epsilon \sum_{k=1}^K \|Z^{(k)}\|_0, \quad (15)$$

where $Z^{(1)}, \dots, Z^{(K)} \in [0, 1]^{n \times n}$ are `HardKuma` samples.

4.3 Training and Inference

Training. Thanks to the re-parameterization of our binary variables using continuous `HardKuma` distribution, we train the parameters of the GNN model as well as that of the adjacency matrix generator jointly. The resulting optimization problems are given by Eq. (15) and Eq. (12). We use stochastic gradient descent to minimize the loss over the training data. The pseudo-code of our main algorithm is given by Algorithm 2.

Algorithm 2 KEdge-layerwise Training

- 1: **Input:** adjacency matrix $A = A_{sprs}^{(0)}$, node features $X = H^{(0)}$, ground-truth labels Y ; learnable parameters $\phi_\alpha^{(\cdot)} = (\theta_\alpha^{(\cdot)}, W_\alpha^{(\cdot)})$, $\phi_\beta^{(\cdot)} = (\theta_\beta^{(\cdot)}, W_\beta^{(\cdot)})$ for AMG, and $W^{(\cdot)}$ for GNN
 - 2: **Output:** Trained sparsified GNN
 - 3: **Hyperparameters:** parameters of optimizer, hyperparameters of AMG and GNN, number of layers K
 - 4: **for** epochs **do**
 - 5: **for** $k \leftarrow 0$ to $K - 1$ **do**,
 - 6: $A_{sprs}^{(k+1)} \leftarrow \text{AMG}(A_{sprs}^{(k)}, H^{(k)}, \phi_\alpha^{(k)}, \phi_\beta^{(k)})$
 - 7: $H^{(k+1)} \leftarrow \text{GNN}(A_{sprs}^{(k+1)}, H^{(k)}, W^{(k)})$
 - 8: **end for**
 - 9: $\hat{Y} \leftarrow$ prediction with $H^{(K)}$
 - 10: Compute loss using \hat{Y} , i.e., Eq. (15)
 - 11: Apply optimizer and update parameters of GNN and AMG
 - 12: **end for**
-

Deterministic Predictions during Inference. At test time, we obtain for each edge (i, j) a mask z_{ij} based on the most likely assignment. We test using a soft or a hard mask. (1) For **SoftMask**, we use *arg-max* of the binary and continuous mask, i.e., $Z_{ij} = 0$, $Z_{ij} = 1$ or $0 < Z_{ij} < 1$. If continuous mask ($0 < Z_{ij} < 1$) is more likely, then we use the mean, see Eq. (9), of the learned Kuma distribution as the final mask. Otherwise, we use either 0 or 1, whichever is more likely. (2) For **HardMask**, we take *arg-max* over the binary masks, i.e., 0 and 1.

5 Experimental Evaluation

In this section, we evaluate our method on the node classification task by answering two research questions:

RQ 1 *What are the interpretability-performance trade-off of KEDGE?*

RQ 2 *To what extent does KEDGE improve the performance in **Deep** GNNs?*

5.1 Baseline Methods

We compare our approach KEDGE against the two existing baseline methods for sparsification of GNNs – DropEdge [28] and NeuralSparse [41]. For these baselines, we use the default hyper-parameters as stated in the original publications. In addition to the performance of sparsified GNNs, we also report the performance of all GNNs without any sparsification, denoted as **Basic**.

NeuralSparse [41]. NeuralSparse learns to select task-dependent edges by getting signals from the downstream task. Given a hyper-parameter k , NeuralSparse samples k -neighbors subgraphs, which are given to the GNN as input. The process of sparsification and learning representation by the GNN is done simultaneously.

DropEdge [28]. DropEdge randomly drops a fixed portion of edges from the graph before feeding it to the GNN. The process of dropping edges is uniformly, only determined by ratio, which is a hyperparameter, and only applied during training.

5.2 Datasets & Evaluation Methodologies

Datasets. We use three benchmark graphs datasets Cora, Citeseer and PubMed in our experiments and use the default configuration of training and test splits according to [36]. Table 1 gives an overview of these datasets. Each dataset is a citation network, where documents are represented as nodes and edges are citations. Nodes are represented by feature vectors and labels.

GNN Models & Evaluation Measures. We use three well-known GNNs as base models, including Graph Convolutional Network (GCN) [17], Simple Graph

Table 1. General statistics of the used datasets.

Dataset	Nodes	Edges	Features	Classes
Cora	2,708	5,429	1,433	7
Citeseer	3,327	4,732	3,703	6
PubMed	19,717	44,338	500	3

Convolution (SGC) [35] and Graph Attention Network (GAT) [32] on the node classification on the aforementioned datasets. Since SGC first aggregates the neighbor features and then applies a single projection on the aggregates, we cannot apply our KEDGE-layerwise variant. We report for each GNN model and sparsification method the test accuracy and the percentage of dropped edges. The percentage of dropped edges is calculated based on the original graph’s adjacency and the last sparsified adjacency matrix. Hence, for KEDGE, we compare A and A_{sprs} and for KEDGE-layerwise for a 2-layer GNN, we compare A and $A_{\text{sprs}}^{(2)}$. Only those edges with a mask value of 0 are counted as dropped edges for our soft-mask variant.

Experimental Setup. To answer our research questions, we perform experiments in two settings: First, we evaluate all three GNN models in their standard setting as 2-layer-GNNs and compare the sparsification competitors as well as our four KEDGE variants. Second, we focused on one combination of a dataset and a GNN model. For GCN and Cora, we increased the number of layers of GCN from 2 to 8 to check the effect of KEDGE-layerwise (HardMask) on over-smoothing of features.

All experiments were conducted on a server with Intel Xeon Silver 4210 CPU and an Nvidia A100 GPU. All GNNs have a hidden feature dimension of 16, and we use the attention mechanism $d' = 16$ in the adjacency matrix generator. Our implementation is based on PyTorch and optimizes with Adam. For more details, see the implementation of KEDGE¹.

5.3 Interpretability-Performance Tradeoffs

First, towards answering **RQ 1**, we want to study the effect of the sparsification or increasing interpretability on the performance measured by test accuracy with respect to removed edges. Table 2 shows the results for the three evaluated GNNs, the original model (Basic), and the two baselines, as well as our four variants of KEDGE for the three datasets. We observe that KEDGE and its variants can prune task-irrelevant edges without substantially affecting the generalization power of the GNNs. For some cases, the sparsification induced by KEDGE even improves model performance. For example, for the combination of GAT and KEDGE-layerwise (SoftMask) on Cora, the performance is improved by 1.2%. GCN with KEDGE (SoftMask) on Citeseer has a 2.8% improvement. In all cases,

¹ <https://github.com/Mandeep-Rathee/KEdge>

Table 2. Performance with respect to test accuracy and percentage of removed edges at inference time for semi-supervised tasks on three datasets for all sparsification methods, each with three GNNs.

GNN Model	Method	Cora		Citeseer		PubMed	
		Acc. %	Rem.	Acc. %	Rem.	Acc. %	Rem.
GCN	Basic	80.9	0	70.3	0	78.8	0
	DropEdge	79.3	0	69.9	0	77.9	0
	NeuralSparse	81.7	20	68.8	30	78.4	48
	KEDGE (SoftMask)	80.1	4	72.3	2	74.6	34
	KEDGE (HardMask)	79.1	22	69.8	16	72.3	83
	KEDGE-layerwise(SoftMask)	79.0	17	70.8	3	77.5	54
	KEDGE-layerwise(HardMask)	76.5	44	68.2	18	75.6	78
	SGC	Basic	80.8	0	72.6	0	75.6
SGC	DropEdge	80.8	0	72.7	0	76.2	0
	NeuralSparse	79.7	20	72.8	30	76.6	48
	KEDGE (SoftMask)	78.7	28	70.6	33	74.4	83
	KEDGE (HardMask)	76.3	42	67.2	50	72.0	92
	KEDGE-layerwise (SoftMask)	n.a.	n.a.	n.a.	n.a.	n.a.	n.a.
	KEDGE-layerwise (HardMask)	n.a.	n.a.	n.a.	n.a.	n.a.	n.a.
	GAT	Basic	80.9	0	70.4	0	78.3
DropEdge		80.6	0	71.2	0	78.5	0
NeuralSparse		80.7	20	70.3	30	77.1	48
KEDGE (SoftMask)		79.8	3	70.9	3	78.3	1
KEDGE (HardMask)		78.5	8	67.5	17	76.9	36
KEDGE-layerwise (SoftMask)		81.9	3	71.3	3	78.0	1
KEDGE-layerwise (HardMask)		79.3	8	67.9	16	76.9	36

our SoftMask variant achieves higher accuracy but lower sparsification than our HardMask variant. This is to be expected, because of the information loss due to edge removals, but we note that the loss of performance is only marginal. We also observe that having multiple sparsification steps, the KEDGE-layerwise often retrieves sparser adjacency matrices than KEDGE.

The ratio of removed edges is for NeuralSparse only determined by its hyperparameter k and only affects nodes with a degree greater than k . From our results, we see that this GNN-independent choice can lead to inferior sparsification and performance. In contrast, our approach learns how much sparsification is possible from the data and applied GNN. Especially noteworthy are our results on PubMed. Our KEDGE (HardMask) model with SGC can drop up to 92% of the edges while only decreasing test performance by 3 to 4%. This is striking, since this result implies that to predict the label of a node in the PubMed dataset, the GNN model does not need to depend on the node’s neighbors. The node features have sufficient information to predict the label. Overall, we conclude for our first research question that KEDGE and its variants result in high

sparsification with minor reduction in performance (if any). High sparsification return to leads to improved interpretability.

5.4 KEdge for Deeper GNNs

One of the common problems in GNNs is that the performance decreases with the increasing number of aggregation layers. This behavior is commonly attributable to over-smoothing. Now we present the results towards answering **RQ 2**, i.e., we study the effect of KEDGE with increasing number of aggregation layers in GNNs. Figure 5 shows the achieved GCN’s accuracy on the Cora dataset for 2, 4, 6, and 8 layers. DropEdge [28] theoretically explains that by dropping a certain number of edges from a graph, over-smoothing can be reduced in deep GNNs. As Figure 5 shows, GCN with more than four layers faces the over-smoothing effect. Applying DropEdge to these GCNs decreases further the performance, and hence, DropEdge cannot tackle over-smoothing. In contrast, our KEDGE-layerwise (HardMask) lowers the over-smoothing effect and outperforms DropEdge and original GCN. In conclusion, we observe that KEDGE can indeed be effectively used in GNNs with deeper layers by avoiding the problem of over-smoothing.

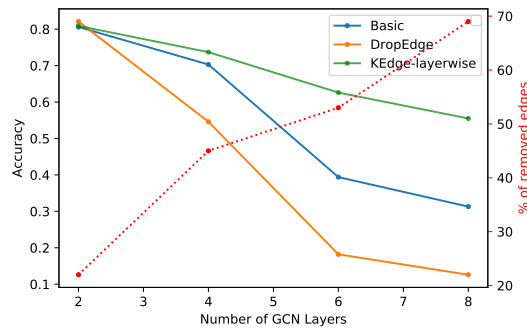


Fig. 5. Effect of increasing GCN layers on accuracy. The left axis reports the achieved accuracy of the GCN (basic), DropEdge and KEDGE-layerwise (HardMask). The right axis shows the increase of removed edges by our approach (the red-dotted line).

6 Conclusions

We developed a graph sparsification approach called KEDGE that can be used together with any GNN model to enhance its generalization and interpretability. KEDGE is a task-based graph sparsification approach that learns to drop task-irrelevant edges while learning the GNN model parameters. Modeling our edge

masks with HardKuma distribution allows for gradient-based optimization. In comparison to baselines, our model results in a drop of up to 83% of edges without a substantial drop in model performance. Our approach, therefore, allows us to attribute any decision to a small subset of the node neighborhood, hence increasing interpretability. We believe that our work can be extended to ML tasks in multiple domains like Web tasks [12,13], rankings [31,30] and tabular data [8].

References

1. Adhikari, B., Zhang, Y., Amiri, S.E., Bharadwaj, A., Prakash, B.A.: Propagation-based temporal network summarization. *IEEE Transactions on Knowledge and Data Engineering* **30**(4), 729–742 (2017)
2. Atwood, J., Towsley, D.: Diffusion-convolutional neural networks. In: *Advances in neural information processing systems*. pp. 1993–2001 (2016)
3. Bastings, J., Aziz, W., Titov, I.: Interpretable neural predictions with differentiable binary variables. *arXiv preprint arXiv:1905.08160* (2019)
4. Calandriello, D., Lazaric, A., Koutis, I., Valko, M.: Improved large-scale graph learning through ridge spectral sparsification. In: *International Conference on Machine Learning*. pp. 688–697. PMLR (2018)
5. Chakeri, A., Farhidzadeh, H., Hall, L.O.: Spectral sparsification in spectral clustering. In: *2016 23rd international conference on pattern recognition (icpr)*. pp. 2301–2306. IEEE (2016)
6. Duvenaud, D.K., Maclaurin, D., Iparraguirre, J., Bombarell, R., Hirzel, T., Aspuru-Guzik, A., Adams, R.P.: Convolutional networks on graphs for learning molecular fingerprints. In: *Advances in neural information processing systems*. pp. 2224–2232 (2015)
7. Eden, T., Jain, S., Pinar, A., Ron, D., Seshadhri, C.: Provable and practical approximations for the degree distribution using sublinear graph samples. In: *Proceedings of the 2018 World Wide Web Conference*. pp. 449–458 (2018)
8. Fetahu, B., Anand, A., Koutraki, M.: TableNet: An approach for determining fine-grained relations for wikipedia tables. In: *The World Wide Web Conference*. pp. 2736–2742 (2019)
9. Franceschi, L., Niepert, M., Pontil, M., He, X.: Learning discrete structures for graph neural networks. In: *International conference on machine learning*. pp. 1972–1982. PMLR (2019)
10. Funke, T., Khosla, M., Anand, A.: Zorro: Valid, sparse, and stable explanations in graph neural networks. *arXiv preprint arXiv:2105.08621* (2021)
11. Hamilton, W., Ying, Z., Leskovec, J.: Inductive representation learning on large graphs. In: *Advances in neural information processing systems*. pp. 1024–1034 (2017)
12. Holzmänn, H., Anand, A., Khosla, M.: Estimating pagerank deviations in crawled graphs:hak. *Applied Network Science* **4**(1), 1–22 (2019)
13. Holzmänn, H., Nejdil, W., Anand, A.: Exploring web archives through temporal anchor texts. In: *Proceedings of the 2017 ACM on Web Science Conference*. pp. 289–298 (2017)
14. Idahl, M., Khosla, M., Anand, A.: Finding interpretable concept spaces in node embeddings using knowledge bases. In: *Machine Learning and Knowledge Discovery in Databases - International Workshops of ECML PKDD 2019*. pp. 229–240. Springer (2019). https://doi.org/10.1007/978-3-030-43823-4_20

15. Kang, B., Lijffijt, J., De Bie, T.: Explain: An approach for explaining network embedding-based link predictions. arXiv preprint arXiv:1904.12694 (2019)
16. Kingma, D.P., Welling, M.: Stochastic gradient vb and the variational auto-encoder. In: Second International Conference on Learning Representations, ICLR. vol. 19 (2014)
17. Kipf, T.N., Welling, M.: Semi-supervised classification with graph convolutional networks. In: International Conference on Learning Representations (ICLR) (2017)
18. Kumaraswamy, P.: A generalized probability density function for double-bounded random processes. *Journal of hydrology* **46**(1-2), 79–88 (1980)
19. Lage, I., Chen, E., He, J., Narayanan, M., Kim, B., Gershman, S., Doshi-Velez, F.: An evaluation of the human-interpretability of explanation. arXiv preprint arXiv:1902.00006 (2019)
20. Leskovec, J.: C faloutsos sampling from large graphs. In: twelfth ACM SIGKDD International Conference of Knowledge Discovery and Data Mining (2006)
21. Li, Q., Han, Z., Wu, X.M.: Deeper insights into graph convolutional networks for semi-supervised learning. In: Proceedings of the AAAI Conference on Artificial Intelligence. vol. 32 (2018)
22. Louizos, C., Welling, M., Kingma, D.P.: Learning sparse neural networks through L_0 regularization. arXiv preprint arXiv:1712.01312 (2017)
23. Maiya, A.S., Berger-Wolf, T.Y.: Sampling community structure. In: Proceedings of the 19th international conference on World wide web. pp. 701–710 (2010)
24. Monti, F., Boscaini, D., Masci, J., Rodola, E., Svoboda, J., Bronstein, M.M.: Geometric deep learning on graphs and manifolds using mixture model cnns. In: Proceedings of the IEEE Conference on Computer Vision and Pattern Recognition. pp. 5115–5124 (2017)
25. Niepert, M., Ahmed, M., Kutzkov, K.: Learning convolutional neural networks for graphs. In: International conference on machine learning. pp. 2014–2023 (2016)
26. Oono, K., Suzuki, T.: Graph neural networks exponentially lose expressive power for node classification. arXiv preprint arXiv:1905.10947 (2019)
27. Pope, P.E., Kolouri, S., Rostami, M., et al.: Explainability methods for graph convolutional neural networks. In: Proc. of the Conference on Computer Vision and Pattern Recognition. pp. 10772–10781 (2019)
28. Rong, Y., Huang, W., Xu, T., Huang, J.: Dropedge: Towards deep graph convolutional networks on node classification. In: International Conference on Learning Representations (2019)
29. Rudin, C.: Stop explaining black box machine learning models for high stakes decisions and use interpretable models instead. *Nature Machine Intelligence* **1**(5), 206 (2019)
30. Singh, J., Anand, A.: Posthoc interpretability of learning to rank models using secondary training data. arXiv preprint arXiv:1806.11330 (2018)
31. Singh, J., Anand, A.: Model agnostic interpretability of rankers via intent modelling. In: Proceedings of the 2020 Conference on Fairness, Accountability, and Transparency. pp. 618–628 (2020)
32. Veličković, P., Cucurull, G., Casanova, A., Romero, A., Lio, P., Bengio, Y.: Graph attention networks. *International Conference on Learning Representations* (2018)
33. Voudigari, E., Salamanos, N., Papageorgiou, T., Yannakoudakis, E.J.: Rank degree: An efficient algorithm for graph sampling. In: 2016 IEEE/ACM International Conference on Advances in Social Networks Analysis and Mining (ASONAM). pp. 120–129 (2016)
34. Williams, R.J.: Simple statistical gradient-following algorithms for connectionist reinforcement learning. *Machine learning* **8**(3-4), 229–256 (1992)

35. Wu, F., Zhang, T., Souza Jr, A.H.d., Fifty, C., Yu, T., Weinberger, K.Q.: Simplifying graph convolutional networks. arXiv preprint arXiv:1902.07153 (2019)
36. Yang, Z., Cohen, W.W., Salakhutdinov, R.: Revisiting semi-supervised learning with graph embeddings (2016)
37. Ying, R., Bourgeois, D., You, J., Zitnik, M., Leskovec, J.: Gnn explainer: A tool for post-hoc explanation of graph neural networks. arXiv:1903.03894 (2019)
38. Yuan, H., Tang, J., Hu, X., Ji, S.: Xgnn: Towards model-level explanations of graph neural networks. In: KDD '20. p. 430–438. Association for Computing Machinery (2020)
39. Zhang, Z., Rudra, K., Anand, A.: Explain and predict, and then predict again. arXiv preprint arXiv:2101.04109 (2021)
40. Zhang, Z., Singh, J., Gadiraju, U., Anand, A.: Dissonance between human and machine understanding. Proceedings of the ACM on Human-Computer Interaction **3**(CSCW), 1–23 (2019)
41. Zheng, C., Zong, B., Cheng, W., Song, D., Ni, J., Yu, W., Chen, H., Wang, W.: Robust graph representation learning via neural sparsification. In: International Conference on Machine Learning. pp. 11458–11468. PMLR (2020)
42. Zhu, Y., Xu, W., Zhang, J., Liu, Q., Wu, S., Wang, L.: Deep graph structure learning for robust representations: A survey. arXiv preprint arXiv:2103.03036 (2021)