

The Stereotyping Problem in Collaboratively Filtered Recommender Systems

Wenshuo Guo^{*1}, Karl Krauth^{*1}, Michael I. Jordan^{1,2}, and Nikhil Garg¹

¹Department of Electrical Engineering and Computer Sciences

²Department of Statistics
University of California, Berkeley

June 25, 2021

Abstract

Recommender systems – and especially matrix factorization-based collaborative filtering algorithms – play a crucial role in mediating our access to online information. We show that such algorithms induce a particular kind of stereotyping: if preferences for a *set* of items are anti-correlated in the general user population, then those items may not be recommended together to a user, regardless of that user’s preferences and ratings history. First, we introduce a notion of *joint accessibility*, which measures the extent to which a set of items can *jointly* be accessed by users. We then study joint accessibility under the standard factorization-based collaborative filtering framework, and provide theoretical necessary and sufficient conditions when joint accessibility is violated. Moreover, we show that these conditions can easily be violated when the users are represented by a *single* feature vector. To improve joint accessibility, we further propose an alternative modelling fix, which is designed to capture the diverse multiple interests of each user using a *multi*-vector representation. We conduct extensive experiments on real and simulated datasets, demonstrating the stereotyping problem with standard single-vector matrix factorization models.

1 Introduction

Recommender systems mediate our access to online information and play a crucial role in online platforms [12, 23, 24, 30, 34, 35, 39]. Especially common are embedding or matrix factorization techniques. In this setting, a recommender system learns a vector representation for each item and user. Then users are recommended the items with feature vectors most similar to their own (e.g., the items that maximize the inner products between the representations) [19, 26, 32, 37, 40]. The promise of such techniques – and more broadly collaborative filtering (CF) – is that we can automatically capture user preferences and item characteristics based on the principle that similar people like similar items. Informally, if Bob and Alice both enjoy item one and Alice further also item two, then Bob is very likely to enjoy item two as well.

^{*}Equal contribution.

This work is based on a simple insight: collaborative filtering *also* implicitly assumes that negative preferences are transitive. If Bob and Alice both enjoy item one and Alice *dislikes* item two, then a CF approach will learn that Bob is likely to *dislike* item two as well. While such an assumption may seem innocuous, we show that it leads to a *stereotyping* problem. Suppose a user prefers a set of items that are anti-correlated in the broader population. Then these items are unlikely to be jointly recommended to this user – regardless of that user’s preferences and ratings. In other words, for users with multiple interests that are not jointly common in the general population, the recommendation system cannot jointly recommend all the items in which they are interested; the system may instead only recommend them items corresponding to one interest. We note that this problem may especially affect cultural minorities; *if* other users do not like their culture-specific items, then our results imply a recommender system would not simultaneously recommend them both culture-specific items (which are disliked by others) and other items they like (that other users also like).

To formalize this challenge, we first introduce a notion of *joint accessibility*, which indicates when an item set of size K can *jointly* be accessed by a user in a top- K recommendation task (when the K highest predicted items are recommended to the user). Such a notion of joint accessibility captures a fundamental requirement for content diversity in recommender systems: is a user able to access (be recommended) any combination of top K items that they might like? We show that the standard matrix factorization machinery, which models each user and item as a single-vector embedding, does not satisfy joint accessibility conditions. There can exist sets of items that will never be recommended together, even if each item can be individually recommended. In particular, such sets are combinations of items that fall outside the majority of users’ preferences. We prove that such a limitation is a consequence of using a single-vector representation for each user – if two items have representations far apart from one another, then no user vector can be close to both. Under such representations, each user is only able to access a constrained set of item combinations.

We formalize this intuition and analyze its implication theoretically through two geometric interpretations – providing necessary and sufficient conditions for joint accessibility to hold. Moreover, we show that these conditions are not guaranteed by the standard single-vector representation for users and items used in most CF models. To mitigate this limitation, we provide an alternative multi-vector representation technique in which we represent each user using multiple vectors and prove that it guarantees joint accessibility. This multi-vector representation allows the recommender to learn multiple interests for each user, even if the user’s combination of interests is rare.

Contributions and organization. We introduce the stereotyping problem of *joint accessibility* in recommender systems, and study the theoretical conditions of it and alternative modelling fix. In particular,

1. We formally define the notion of joint accessibility, which can be used as a general measure for auditing recommender systems.
2. We study the joint accessibility condition with the standard single-vector representation for each user, and provide necessary and sufficient conditions for it to hold. We further show that these conditions can be easily violated in the single-vector representation.
3. We then propose an alternative modelling fix. The proposed new modelling technique represents each user with *multiple* feature vectors – which are learnt to capture user’s diverse

interests. We analyze the multi-vector representation theoretically, and show that joint accessibility generally holds in such a scheme.

4. We conduct extensive experiments on real and simulated datasets, demonstrating the stereotyping problem with standard single-vector matrix factorization models.

We discuss related work next. In Section 2, we formally define joint accessibility and provide geometric conditions under which it holds for the standard single-vector matrix factorization model. Section 3 contains both an impossibility result for accessibility with single-vector representations and our multi-vector model. Section 4 contains our experiments. We conclude in Section 5.

Related work

Recommender systems have been extensively studied, with many successful industrial applications. We discuss the most closely related work under three broad verticals below.

Collaborative filtering and matrix factorization. Collaborative filtering (CF) is one of the most widely used methods for building large-scale recommender systems [15, 31]. CF-based recommender systems create recommendations based on what users similar to a given user have liked in the past. At a high level, the similarity metric across users is based on user rating histories, such that the ratings from those like-minded users can be used to predict the ratings of the user of interest; it can also be derived from other items that are likely to be paired with the items which the user of interest has liked in the past. Across many practical implementations of the CF-based approaches, a key tool used for computing the similarities either across the users or items is matrix factorization [16, 19, 25, 32, 36, 37, 38], which provides an efficient way to generate a *single* latent feature vector of each user and item for computing similarities. We illustrate limitations of this approach and in particular the single-vector representation of the users; we then consider an alternative *multi-vector* user representation, to enable more pairs of items to be recommended together to users.

Content diversity in recommender systems. A primary goal of traditional recommender systems is to achieve high prediction accuracy. However, recent works have illustrated the pitfalls and limitations of this focus. To this end, our work complements a rich line of research on diversity in recommender systems [1, 3, 4, 7, 8, 10, 14, 21, 22, 28], that analyze how recommender systems may not show users diverse content and explore alternative methods to improve content diversity.

However, most of the prior works assume that each user is represented by single vectors, and consider diversity in the sense of *individual* items. In this paper, we emphasize that such a single-vector embedding can fundamentally limit the ability of the recommender system in capturing a diverse set of interests of each user, and propose a new metric for diversity in terms of accessibility to *sets* of items. We further show how increasing a user’s preference for one item could in traditional models decrease the likelihood they receive recommendations for a different item.

Most related (and the exception to the single-vector assumption) is Cen et al. [4], who explore a similar multi-vector user representation framework as us. They train such vectors using modular-based neural networks and provide empirical evidence that such multi-vector representations can better capture the multiple interests for each users. Our paper theoretically uncovers one of the mechanisms of such a solution’s benefits, and in the process highlights the heterogeneous effects

of single-vector representations on users: users who like sets of items that are together uncommon among other users – even if all the items individually are common – normally face especially poor recommendations.

Biases in recommender systems. More broadly, our work is related to the active line of recent works studying biases across different user groups, and long-term impacts such as filter bubbles, glass-ceiling effects, and user agency in recommender systems [2, 6, 9, 11, 18, 27, 29, 33]. The prior works analyze causes of biases theoretically or provide empirical evidence for such biases. Most related is Dean et al. [6], who introduce a measure of reachability and consider user agency in interactive recommender systems; reachability considers whether a *single* item can be recommended to any user, and they study the concept for matrix factorization-based recommender systems through a geometric framework. Our joint accessibility measure generalizes the notion of reachability from single item to combination of multiple items, and thus is able to capture the multiple interests of the users.

2 Joint Accessibility and its Geometric Interpretation

In this section, we set up the notations for matrix factorization-based recommendations, and formally define *joint accessibility*. We then present the main theoretical analysis for the single-vector representation of users. In particular, we provide necessary and sufficient conditions for joint accessibility through two geometric interpretations.

2.1 Basic setup and joint accessibility

We consider top- K recommendation to a user with a total set of n items, where the user and items are represented by feature vectors with d latent dimensions. In a standard matrix factorization model, each item $j \in [n]$ is associated with a unique feature factor, denoted by $\mathbf{v}_j \in \mathbb{R}^d$. The user is also represented by a feature vector $\mathbf{u} \in \mathbb{R}^d$.

The system then recommends the items with the K highest predicted ratings based on the feature vectors, which can be learnt from an offline dataset. The user is recommended the items with vectors most similar to their own, i.e. the item that maximizes the inner product in based on the feature representation. Formally, the score (predicted rating) of each item j is¹:

$$s(j) = \mathbf{u}^\top \mathbf{v}_j. \quad (1)$$

Given the above scoring rule, the set of items in a top- K recommendation is:

$$S = \arg \max_{S \subset [n], |S|=K} \sum_{j \in S} s(j).$$

With the representation model and its scoring rule at hand, we are now ready to define the notion of *joint accessibility*. In particular, joint accessibility considers whether a set of items can *jointly* be accessed by a user in a recommendation. It captures a fundamental requirement on content diversity in recommender systems: each user – provided they have shared enough data with the system for it to model their preferences well – should be able to be recommended any

¹More generally, the predicted ratings may further include user and item bias terms.

combination of top K items that they possibly like. Formally, let \mathcal{I}_K be the space of all subsets of items with size K , i.e., $\mathcal{I}_K \triangleq \{S : S \subset [n], |S| = K\}$, we define joint accessibility for a top- K recommendation to a user as follows.

Definition 2.1. (*Joint accessibility*) Consider a top- K recommendation to a user with a total of n items. User and the item vectors have latent dimension d . Denote the items feature vectors as $\mathbf{v}_j \in \mathbb{R}^d, j \in [n]$. Then the recommender system satisfies joint accessibility if and only if

$$\forall \{\mathbf{v}_j\}_{j=1}^n, \forall S \in \mathcal{I}_K, \text{ it is true that } \exists \mathbf{u} \in \mathcal{U} \text{ s.t. } S \text{ is recommended.}$$

We further say that a *given* set S is jointly accessible if there exists $\mathbf{u} \in \mathcal{U}$ s.t. S is recommended.

Intuitively, joint accessibility of a top- K recommendation means that for any item sets with size K , there exists at least a user vector for which this sets of items will be recommended. In other words, if joint accessibility of a top- K recommendation is not satisfied, then there exist some sets of items with size K , such that these sets of items will never be chosen jointly by the recommender system – even if there exists a user whose history suggests they like exactly that combination of items. In the coming subsections, we formally characterize the necessary and sufficient conditions for joint accessibility to be satisfied, through two geometric interpretations.

2.2 Accessibility conditions and their geometric interpretations

Definition 2.1 defines the joint accessibility of a diverse set of items through the existence of a feasible user vector. In the next two subsections, we show that such an existence can be conveniently translated through two geometric interpretations to properties that are easier to visualize. These geometric interpretations provide necessary and sufficient conditions for joint accessibility for a given set of items. They further illustrate why dis-similar items in particular may not be recommended together, regardless of a user’s interests.

Convex hull interpretation Our first geometric interpretation uses an argument with convex hulls of vectors. This geometric interpretation extends the analysis in Dean et al. [6] to *joint* accessibility of multiple items.

Theorem 2.2. (*Proof in Appendix A.1*)(*Single vector accessibility condition*) Given n items with feature vectors $\mathbf{v}_1, \dots, \mathbf{v}_n \in \mathbb{R}^d$, an item set S of size K is accessible if and only if $\sum_{i \in S} \mathbf{v}_i$ is a vertex of the convex hull: $\mathbf{conv}\{\sum_{i \in S} \mathbf{v}_i, \forall S \subseteq [n], |S| = K\}$.

Theorem 2.2 translates accessibility of a certain set of items to a linear constraint in the items’ feature vectors. Intuitively, $\mathbf{conv}\{\sum_{i \in S} \mathbf{v}_i, \forall S \subseteq [n], |S| = K\}$ is the convex hull of all the possible sums of K item vectors. Theorem 2.2 guarantees that, if the sum of the feature vectors of K items is not a vertex of this convex hull, this set of items can not be accessed to any user. As illustrated in Figure 1 (*left*), in a top-2 recommendation with latent dimension $d = 2$, the pair of item 1 and item 3, and the pair of item 2 and item 4 fall inside the convex hull, and are not jointly accessible in this configuration. Note that this joint inaccessibility holds even though every *individual* item can be recommended to users, even in Top-1 recommendation: each of the four items are on the convex hull defined by their individual item vectors.

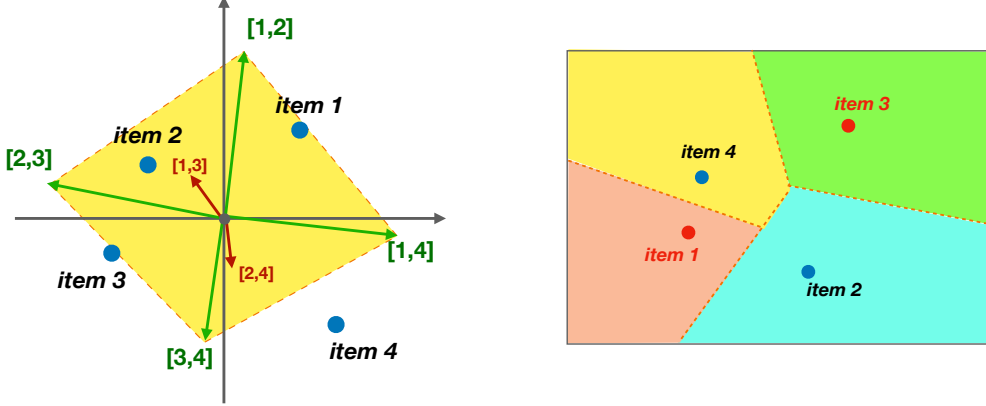


Figure 1: Geometric interpretations of joint accessibility for Top-2 recommendations. *(left)* convex hull interpretation. Green vectors represent sum vectors for item pairs.; *(right)* Voronoi diagram interpretation. Colored blocks represent Voronoi cells.

Voronoi diagram interpretation The convex hull of a general set of vectors can be difficult to visualize. For instance, for top-2 recommendation as illustrated in Figure 1 *(left)*, we would need to visualize the sum of $O(n^2)$ pairs of item vectors, and the corresponding convex hull. Therefore, we accompany the convex hull interpretation with a second geometric interpretation, which uses the Voronoi diagram. This interpretation is more easier to visualize especially when K is small, though holds in a more limited setting.

Specifically, we illustrate the alternative geometric interpretation for top-2 recommendation. Let us consider item feature vectors in \mathbb{R}^d and a recommendation algorithm with the scoring rule as in Eq (1). We further assume that the feature vectors are normalized and thus locate on a sphere in \mathbb{R}^d . These item vectors on the sphere then define a Voronoi diagram, as follows.

Definition 2.3. (Spherical Voronoi diagram for item vectors, [5]) Denote a unit sphere in \mathbb{R}^d as S^d . A spherical Voronoi diagram for item vectors are defined with n sites located at the n item vectors, and with the Euclidean distance on the surface of the sphere. The Voronoi cell, associated with the item vector \mathbf{v}_k , is the set of all points on the sphere whose distance to \mathbf{v}_k is not greater than their distance to the any other sites j , where $j \neq k$. Two items are Voronoi neighbors if they have neighboring Voronoi cells.

Theorem 2.4. (Proof in Appendix A.2) Given n items with normalized feature vectors $\mathbf{v}_1, \dots, \mathbf{v}_n \in \mathbb{R}^d$, an item set S of size $K = 2$ is accessible if and only if the items are Voronoi neighbors.

Theorem 2.4 provides another interpretation for joint accessibility of item pairs. To see this, Figure 1 *(right)* illustrates the Voronoi cells for the item vectors in \mathbb{R}^3 by showing the two-dimensional surface of the sphere. We see that item 1 and item 3 are not Voronoi neighbors, and therefore not jointly accessible. Intuitively, if two item vectors are far apart, then no single user vector can be simultaneously close to both item vectors. That two items are Voronoi neighbors establishes that there exist user vectors at their joint boundary whose closest neighbors to the user vector are those two items. Otherwise, if items are not Voronoi neighbors, no such user vectors exist.

We further provide an observation on the transitiveness of the impossibility for joint accessibility. Intuitively, if joint accessibility is violated for a smaller set of items, it is also violated if we have

more items available to recommend. For top- K recommendation with a total of m items, if joint accessibility is violated for a pair of values of n, d , then it is also violated for d and any $n' \geq n$. Therefore, guaranteeing joint accessibility with a small set of item is essential for joint accessibility of a large set of available recommendations.

Together, these geometric interpretations illustrate the stereotyping challenge. If two items are far apart (not Voronoi neighbors, or have small vector sum $\mathbf{v}_j + \mathbf{v}_k$ not on the convex hull), then they are not jointly accessible. Further, note that in matrix-factorization based collaborative filtering, the relative arrangement of item vectors is meaningful: two item vectors are close if the corresponding items are similarly preferred by users. Thus, if the broader user population does not similarly prefer two items, then the item vector representations will be far apart, and they cannot be recommended together for *any* user; for any user who likes such dis-similar items, the recommender system can learn to only recommend one of them.

In this section, we defined joint accessibility and provided conditions under which a given set S of items is jointly accessible. In the next section, we turn to joint accessibility across all subsets of the items. We show that in general such joint accessibility with the single-vector representation, but can be guaranteed with an alternative representation technique.

3 Accessibility with Single and Multi-vector Representations

In this section, we consider joint accessibility across all subsets of the items. We first do so for the standard matrix factorization framework where each user is represented by a single vector, formalizing the impossibility examples from the previous section. Then, we propose an alternative representation model for mitigating the stereotype problem in joint accessibility. This new model represents each user with multiple vectors in particular can capture each user’s diverse multiple interests. We then analyze the multi-vector representation theoretically, providing sufficient conditions for joint accessibility.

Note that as pointed out by Dean et al. [6], accessibility to a single item is not always guaranteed, if the vector is not on the convex hull defined by the individual item vectors. In this section, we thus ask: *(when) does accessibility of all individual items imply that all subsets of items are jointly accessible?*

3.1 Impossibility result with single-vector representation

Our first result formalizes the examples from the previous section: that under a standard matrix factorization framework, in general individual accessibility does not imply joint accessibility.

Theorem 3.1. *(Proof in Appendix A.3) Consider single-vector user representation, with n items, and top- K recommendation. Then, there exists item feature vectors $\mathbf{v}_1, \dots, \mathbf{v}_n \in \mathbb{R}^d$ such that every item is individually accessible, but that there exists a set of K items that are not jointly accessible.*

Theorem 3.1 shows a fundamental limitation of the single item representation: it possesses a weak capability in joint accessibility of sets of items. This is especially problematic if a user has a diverse preferences over items with feature vectors that are not similar. In the next subsection, we propose proposing an alternative representation to overcome this problem.

3.2 Multi-vector representation

From the geometric interpretation analysis in Section 2.2, we see that the limitation of joint accessibility depends crucially on the single-vector representation: the same user vector cannot be simultaneously close to two far apart vectors, and so such a representation is restricted in capturing multiple interests of the users.

Therefore, our new framework uses multiple vectors to represent each user.

Consider a top- K recommendation to a user with a total of n items, where the user and item vectors have latent dimensions d . In a multi-vector representation model, we associate a user with m feature vectors, $\{\mathbf{u}_1, \dots, \mathbf{u}_m\} \in \mathbb{R}^d$.

The system then recommends the top K items based on the feature vectors. An important change is, the new scoring rule takes the *maximum* predicted rating over all user vectors for an item as the final prediction. Formally, the score of each item j is

$$s(j) = \max_{i \in [m]} \mathbf{u}_i^\top \mathbf{v}_j. \quad (2)$$

Given the above scoring rule, the set of items in an top K recommendation are those with the K highest scores: $S \triangleq \arg \max_{S \subset [n], |S|=K} \sum_{j \in S} s(j)$.

With such a representation and with $m \geq K$, individual accessibility guarantees joint accessibility.

Theorem 3.2. *(Proof in Appendix A.4) Consider m -vector user representations and the recommender system scoring rule as in Eq (2), with n items, and top- K recommendation. Suppose $m \geq K$. Then, for any item feature representations $\mathbf{v}_1, \dots, \mathbf{v}_n \in \mathbb{R}^d$, if every item is individually accessible, then every set of size K items is jointly accessible.*

The result follows almost immediately from the definitions: if there exist individual item vectors such that each given item is recommended, then for any set of items of size K there exists a set of user vectors of size K such that the set is recommended.

In this section, we show a stark difference between the standard matrix factorization framework and one in which each user is represented by multiple item vectors. However, one limitation of our theoretical results is that they show that the problem with single vectors *may* occur, not that it necessarily does so. Thus, in the next section, we turn empirically study when and if joint accessibility holds.

4 Experiments

In the previous section, we theoretically characterized when a set of items may not be jointly accessible, showing that the single-vector user representation enables such inaccessibility far more than when each user is represented by multiple vectors. In this section, we empirically illustrate that our findings are not just a theoretical concern, showing that standard matrix factorization techniques lead to joint accessibility issues in practice. In Section 4.1, we outline our empirical setting. Results are in Section 4.2.

4.1 Empirical setting and methods

We first illustrate our insights and results using a synthetically generated dataset, and then using MovieLens 10M dataset (ML10M) [13].

The synthetic setting allows us to observe ground truth preferences, and thus to illustrate exactly which items are not jointly accessible and in turn which users receive insufficiently diverse recommendations. The ML10M setting then demonstrates that our insights extend to real recommendation settings.

We generate the synthetic dataset using a modified version of the `latent-static` environment from the RecLab simulation platform [20].

Synthetic data generation. In the synthetic setting, we sample 10,677 items and 69,878 users, matching the numbers from ML10M. As the ground truth, we represent each item as a 64 dimensional vector uniformly sampled from the unit sphere. To illustrate exactly how single-vector representation fails when users might have different (potentially “opposing” interests), we construct for each user a ground truth representation as two 64 dimensional vectors uniformly sampled from the unit sphere. That is,

$$\mathbf{u}_{i,k} = \frac{Z_{i,k}}{\|Z_{i,k}\|_2} \quad \mathbf{v}_j = \frac{Z_j}{\|Z_j\|_2},$$

where $\mathbf{u}_{i,k}$ is the k -th (for $k \in \{1, 2\}$) vector representing user i and \mathbf{v}_j is the vector representing item j , and $Z_{i,k}$ and Z_j are vectors drawn from $\mathcal{N}(0, I_d)$. Then, the corresponding true rating between a user-item pair is

$$r_{i,j} = \max_{k \in \{1, 2\}} \langle \mathbf{u}_{i,k}, \mathbf{v}_j \rangle.$$

For training data, we uniformly sample 10 million user-item pairs without replacement and obtain their corresponding rating, with an additive Gaussian noise of mean zero and standard deviation 0.01.

Model training. In both the MovieLens and synthetic settings we train matrix factorization models using the standard alternating least squares (ALS) algorithm [17]. In each setting, we model each user and item as a single vector of dimension 32 or 64. We tune the regularization parameter using 10-fold cross validation and grid search. In the synthetic setting, we further constrain vectors to have norm 1, to match the ground truth.

Recommendations. After obtaining the trained user and item vectors, for each dataset we select a subset of the 400 most popular individual items for which to carry out our analysis (for computational reasons, as our metrics calculations are quadratic in the number of items). For this subset and all users, we calculate a predicted rating between that user i and item j , as the dot product of the given item and user vectors, $u_i \cdot v_j$. Finally, we find the pair of items that would be recommended to each user with top-2 recommendations, i.e., the two items with the highest predicted rating for that user. For the synthetic dataset, we further find the pair of items that an oracle recommender would recommend to the user, i.e., the top two items in the user’s true ranking over the items.

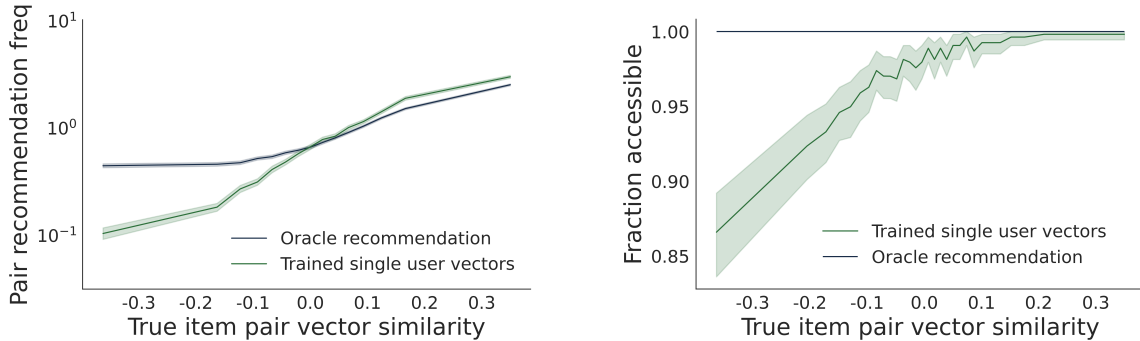
4.2 Analysis and results

The goal of our experimental analysis is to illustrate our insights regarding joint accessibility and the stereotyping challenge: first, that sets of items are not (and cannot be) jointly recommended together even if every individual item can be recommended; and that in particular the sets that are inaccessible are those that in the training data are anti-correlated, and so recommendations do not reflect the underlying diversity of a given user’s preferences. Note that, by construction of the synthetic dataset, if recommendations were made according to the oracle, there would not be a strong relationship between how similar two item vectors are and how often they’re recommended together; an optimal multiple vector model could recommend dissimilar items together.

In contrast, in both datasets using the trained single-representation vectors, we indeed observe that only items that are similar are in practice recommended together. We illustrate this in several ways, starting with the synthetic setting where we can also compare to what an oracle recommender would do.

4.2.1 Synthetic setting

First, we observe that the single-vector model does not effectively make item pairs accessible to users. Even restricting the attention to 400 items (and thus 79,800 unique item pairs), the users combined were only recommended 28,451—35.7%—of the item pairs. (Even as all 400 items were recommended individually). In contrast, an oracle multi-vector recommender would show these users 42,729—53.5%—unique item pairs (note that if every user was shown a different pair, we would see 69,878 unique pairs).



(a) How often pairs of items with the given similarity are recommended together. For example, items j, k with true similarity $\mathbf{v}_j \cdot \mathbf{v}_k = 1$ are on average recommended together for 1 user in the training set, using either the oracle recommendation or the trained system.

(b) How often pairs of item with a given similarity are recommended together for a user vector constructed specifically to maximize the ratings for that pair. With a single vector per user, not all items are accessible.

Figure 2: Empirical accessibility results for our synthetic setting.

Figure 2a further shows the relationship between how similar two items are, and how *often* they’re empirically recommended to users in a top-2 recommendation in the dataset. On average, using a single-vector recommender, the most similar items are recommended together more than 10 times more often than are the least similar items. In contrast, using the oracle recommender –

which uses multiple vectors per user – dissimilar items are recommended together almost as often as are similar items.

The above measures are based on the users present in our synthetic dataset (recall that we sample the user vectors uniformly at random). On the other hand, our theoretical results are whether there exists *any* user vector such that a given pair of items can be recommended together as the top two items. To demonstrate such inaccessibility on our synthetic dataset, for each pair of items we (approximately) find the user vector *best* suited to recommend those two items, using the following heuristic. We wish to find a user vector that maximizes the ratings for the given items while minimizing the ratings of other items; thus, we solve the following least squares problem, for item pair j, k :

$$u^* = \arg \min_u \|\mathbf{V}u - r\|, \quad (3)$$

where $r_\ell = \begin{cases} 1 & \ell \in \{j, k\} \\ 0 & \text{otherwise} \end{cases}$

and \mathbf{V} is the learned set of item vectors. In other words, we construct a user vector u^* for a hypothetical user that likes items j, k and nothing else. Then, we check whether the given two items are indeed recommended to the user represented by the calculated user vector with top-2 recommendations. A pair is declared inaccessible if indeed they are not the top two items, even for a user constructed especially for these two items. Figure 2b shows the results. We find that for a dissimilar pair of item vectors, indeed they are sometimes declared inaccessible by our heuristic; even if a user likes those two items and no other items, that user is not recommended those two items with single-vector matrix factorization. Recall that, theoretically, there does exist multi-vector representation per user such that every pair would be accessible – and so an oracle recommender would achieve perfect accessibility according to this metric.

The above metrics are *item* centered: which pairs of items can or cannot be recommended together. However, recall that a core insight of our work is that users with joint interests rare in the population – even if their individual interests are all popular – will necessarily receive recommendations that do not match their diverse interests. We now turn to a user-centric measure, in Appendix Figure 4a. Consider how diverse a given user’s interests are, compared the general population: as measured by the dot product of their two true user item vectors. We find that the more diverse their true interests, the more diverse are their recommendations by the oracle recommender (similarity of recommendations is increasing in similarity of user vectors). On the other hand, with a single user trained vector, users with diverse interests do not receive correspondingly diverse recommendations. Furthermore, recommendations using single-vector model are overall far more similar than are recommendations with the oracle recommender.

The Appendix contains the same results but for 64-dimensional user vectors. In general, we find that empirical accessibility (with randomly drawn users) results do not change with the dimension (even up to 128-dimensional user vectors) – in practice, with a standard training algorithm for single vectors, joint accessibility does not improve with the dimension, even as error metrics such as RMSE do – in other words, over-parametrization does not help in practice. On the other hand, our heuristic to determine theoretical accessibility as in Equation (3) does predominantly find suitable user vectors – suggesting that increasing the dimension alongside finding new methods to train user vectors may also increase accessibility in practice.

4.2.2 MovieLens dataset

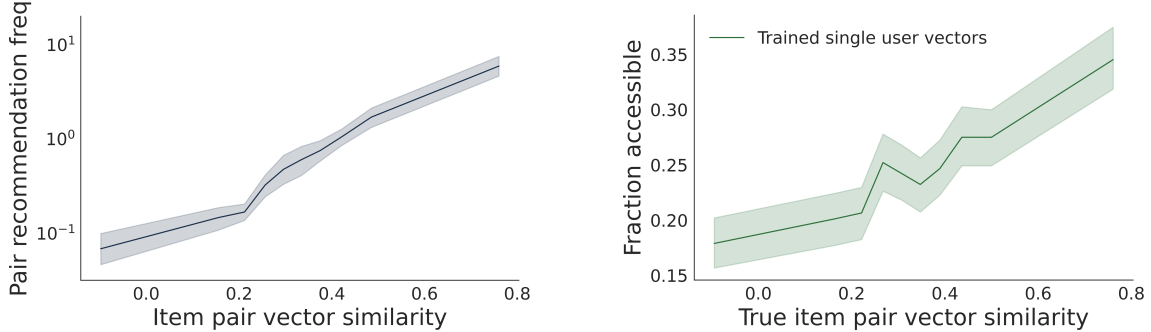


Figure 3: Empirical accessibility results for ML10M. Each subplot shows the same result as the corresponding subplot in Figure 2. Now, vector similarity is defined as cosine similarity, to incorporate that vectors may have differing norms.

Figure 3 contains the corresponding results for ML10M, though of course we do not have an oracle recommender system against which to compare. We find that results are qualitatively similar to those using our synthetic dataset, or even more extreme. Only 6433—8.1%—of pairs are recommended together to the training set users, and now the most similar items are recommended together almost 100 times more often than are the least similar items. (Even as 89% of the items can be individually recommended). Restricting among items that are individually recommended, for most pairs of items we can find no user vector that recommends that pair together. Together, these empirical results demonstrates that joint accessible – especially of items deemed dissimilar by the user population – is a challenge in practice.

5 Conclusion

We have studied a stereotyping problem in matrix factorization-based collaborative filtering algorithms with regard to users’ accessibility to a diverse set of items – standard recommenders cannot serve users with joint interests that are anti-correlated in the general population. We formalize this challenge by introducing a new notion of *joint accessibility*, which describes whether a set of items can *jointly* be accessed to a user in a recommendation. We provide intuitive geometric interpretations of joint accessibility, and show that it can be violated when the user is only represented in a single-vector representation model. We further propose an alternative modelling approach, which is designed to capture the diverse multiple interests of each user using a *multi-vector* representation. Extensive experimental results on real and simulated datasets demonstrate the stereotyping problem with standard single-vector matrix factorization models.

We note, however, that we do not consider how to *train* such a multi-vector model. Future work should take up this challenge, to enable jointly accessible recommender systems in the real world.

As recommender systems are increasingly employed in numerous online platforms and high stakes environments, it is necessary to scrutinize to ensure that these systems will not perpetuate, exacerbate, or create new inequity problems. Aiming to make recommender algorithms themselves

intrinsically fairer, more inclusive, and more equitable plays an important role in achieving that goal. In this work, we inspect one aspect of such impact, which is on the stereotyping problem of diverse user interests, and provide new analysis on how the joint accessibility of items can be limited in a standard matrix factorization-based recommender system. More generally, our analysis emphasizes the importance of model and algorithm choice to the system’s downstream societal impact.

References

- [1] Arda Antikacioglu and R Ravi. Post processing recommender systems for diversity. In *Proceedings of the 23rd ACM SIGKDD International Conference on Knowledge Discovery and Data Mining*, pages 707–716, 2017.
- [2] Alejandro Bellogín, Pablo Castells, and Iván Cantador. Statistical biases in information retrieval metrics for recommender systems. *Information Retrieval Journal*, 20(6):606–634, 2017.
- [3] Laurent Candillier, Max Chevalier, Damien Dudognon, and Josiane Mothe. Diversity in recommender systems. In *Proceedings: The Fourth International Conference on Advances in Human-oriented and Personalized Mechanisms, Technologies, and Services. CENTRIC*, pages 23–29, 2011.
- [4] Yukuo Cen, Jianwei Zhang, Xu Zou, Chang Zhou, Hongxia Yang, and Jie Tang. Controllable multi-interest framework for recommendation. In *Proceedings of the 26th ACM SIGKDD International Conference on Knowledge Discovery & Data Mining*, pages 2942–2951, 2020.
- [5] Mark De Berg, Marc Van Kreveld, Mark Overmars, and Otfried Schwarzkopf. Computational geometry. In *Computational geometry*, pages 1–17. Springer, 1997.
- [6] Sarah Dean, Sarah Rich, and Benjamin Recht. Recommendations and user agency: the reachability of collaboratively-filtered information. In *Proceedings of the 2020 Conference on Fairness, Accountability, and Transparency*, pages 436–445, 2020.
- [7] Tommaso Di Noia, Jessica Rosati, Paolo Tomeo, and Eugenio Di Sciascio. Adaptive multi-attribute diversity for recommender systems. *Information Sciences*, 382:234–253, 2017.
- [8] Daniel M Fleder and Kartik Hosanagar. Recommender systems and their impact on sales diversity. In *Proceedings of the 8th ACM conference on Electronic commerce*, pages 192–199, 2007.
- [9] Yingqiang Ge, Shuya Zhao, Honglu Zhou, Changhua Pei, Fei Sun, Wenwu Ou, and Yongfeng Zhang. Understanding echo chambers in e-commerce recommender systems. In *Proceedings of the 43rd International ACM SIGIR Conference on Research and Development in Information Retrieval*, pages 2261–2270, 2020.
- [10] Pietro Gravino, Bernardo Monechi, and Vittorio Loreto. Towards novelty-driven recommender systems. *Comptes Rendus Physique*, 20(4):371–379, 2019.
- [11] Mario Haim, Andreas Graefe, and Hans-Bernd Brosius. Burst of the filter bubble? effects of personalization on the diversity of google news. *Digital journalism*, 6(3):330–343, 2018.

- [12] Negar Hariri, Bamshad Mobasher, and Robin Burke. Context-aware music recommendation based on latenttopic sequential patterns. In *Proceedings of the sixth ACM conference on Recommender systems*, pages 131–138, 2012.
- [13] F Maxwell Harper and Joseph A Konstan. The movielens datasets: History and context. *Acm transactions on interactive intelligent systems (tiis)*, 5(4):1–19, 2015.
- [14] Natali Helberger, Kari Karppinen, and Lucia D’acunto. Exposure diversity as a design principle for recommender systems. *Information, Communication & Society*, 21(2):191–207, 2018.
- [15] Jonathan L Herlocker, Joseph A Konstan, Loren G Terveen, and John T Riedl. Evaluating collaborative filtering recommender systems. *ACM Transactions on Information Systems (TOIS)*, 22(1):5–53, 2004.
- [16] Antonio Hernando, Jesús Bobadilla, and Fernando Ortega. A non negative matrix factorization for collaborative filtering recommender systems based on a bayesian probabilistic model. *Knowledge-Based Systems*, 97:188–202, 2016.
- [17] Yifan Hu, Yehuda Koren, and Chris Volinsky. Collaborative filtering for implicit feedback datasets. In *2008 Eighth IEEE International Conference on Data Mining*, pages 263–272. Ieee, 2008.
- [18] Ray Jiang, Silvia Chiappa, Tor Lattimore, András György, and Pushmeet Kohli. Degenerate feedback loops in recommender systems. In *Proceedings of the 2019 AAAI/ACM Conference on AI, Ethics, and Society*, pages 383–390, 2019.
- [19] Yehuda Koren, Robert Bell, and Chris Volinsky. Matrix factorization techniques for recommender systems. *Computer*, 42(8):30–37, 2009.
- [20] Karl Krauth, Sarah Dean, Alex Zhao, Wenshuo Guo, Mihaela Curmei, Benjamin Recht, and Michael I Jordan. Do offline metrics predict online performance in recommender systems? *arXiv preprint arXiv:2011.07931*, 2020.
- [21] Matevž Kunaver and Tomaž Požrl. Diversity in recommender systems—a survey. *Knowledge-based systems*, 123:154–162, 2017.
- [22] Neal Lathia, Stephen Hailes, Licia Capra, and Xavier Amatriain. Temporal diversity in recommender systems. In *Proceedings of the 33rd international ACM SIGIR conference on Research and development in information retrieval*, pages 210–217, 2010.
- [23] Asher Levi, Osnat Mokryn, Christophe Diot, and Nina Taft. Finding a needle in a haystack of reviews: cold start context-based hotel recommender system. In *Proceedings of the sixth ACM conference on Recommender systems*, pages 115–122, 2012.
- [24] Xin Liu and Karl Aberer. Soco: a social network aided context-aware recommender system. In *Proceedings of the 22nd international conference on World Wide Web*, pages 781–802, 2013.
- [25] Xin Luo, Mengchu Zhou, Yunni Xia, and Qingsheng Zhu. An efficient non-negative matrix-factorization-based approach to collaborative filtering for recommender systems. *IEEE Transactions on Industrial Informatics*, 10(2):1273–1284, 2014.

- [26] Saranya Maneeroj and Atsuhiko Takasu. Hybrid recommender system using latent features. In *2009 International Conference on Advanced Information Networking and Applications Workshops*, pages 661–666. IEEE, 2009.
- [27] Marcelo Mendoza and Nicolás Torres. Evaluating content novelty in recommender systems. *Journal of Intelligent Information Systems*, 54(2):297–316, 2020.
- [28] Judith Möller, Damian Trilling, Natali Helberger, and Bram van Es. Do not blame it on the algorithm: an empirical assessment of multiple recommender systems and their impact on content diversity. *Information, Communication & Society*, 21(7):959–977, 2018.
- [29] Tien T Nguyen, Pik-Mai Hui, F Maxwell Harper, Loren Terveen, and Joseph A Konstan. Exploring the filter bubble: the effect of using recommender systems on content diversity. In *Proceedings of the 23rd international conference on World wide web*, pages 677–686, 2014.
- [30] J Ben Schafer, Joseph Konstan, and John Riedl. Recommender systems in e-commerce. In *Proceedings of the 1st ACM conference on Electronic commerce*, pages 158–166, 1999.
- [31] J Ben Schafer, Dan Frankowski, Jon Herlocker, and Shilad Sen. Collaborative filtering recommender systems. In *The adaptive web*, pages 291–324. Springer, 2007.
- [32] Gábor Takács, István Pilászy, Bottyán Németh, and Domonkos Tikk. Investigation of various matrix factorization methods for large recommender systems. In *2008 IEEE International Conference on Data Mining Workshops*, pages 553–562. IEEE, 2008.
- [33] Erich Christian Teppan and Markus Zanker. Decision biases in recommender systems. *Journal of Internet Commerce*, 14(2):255–275, 2015.
- [34] Blanca Vargas-Govea, Gabriel González-Serna, and Rafael Ponce-Medellín. Effects of relevant contextual features in the performance of a restaurant recommender system. *ACM RecSys*, 11(592):56, 2011.
- [35] Kangning Wei, Jinghua Huang, and Shaohong Fu. A survey of e-commerce recommender systems. In *2007 international conference on service systems and service management*, pages 1–5. IEEE, 2007.
- [36] Hao Wu, Zhengxin Zhang, Kun Yue, Binbin Zhang, Jun He, and Liangchen Sun. Dual-regularized matrix factorization with deep neural networks for recommender systems. *Knowledge-Based Systems*, 145:46–58, 2018.
- [37] Hong-Jian Xue, Xinyu Dai, Jianbing Zhang, Shujian Huang, and Jiajun Chen. Deep matrix factorization models for recommender systems. In *IJCAI*, volume 17, pages 3203–3209. Melbourne, Australia, 2017.
- [38] Hsiang-Fu Yu, Cho-Jui Hsieh, Si Si, and Inderjit Dhillon. Scalable coordinate descent approaches to parallel matrix factorization for recommender systems. In *2012 IEEE 12th International Conference on Data Mining*, pages 765–774. IEEE, 2012.
- [39] Osmar R Zaiane. Building a recommender agent for e-learning systems. In *International Conference on Computers in Education, 2002. Proceedings.*, pages 55–59. IEEE, 2002.

- [40] Shuai Zhang, Lina Yao, Aixin Sun, and Yi Tay. Deep learning based recommender system: A survey and new perspectives. *ACM Computing Surveys (CSUR)*, 52(1):1–38, 2019.

A Proofs

A.1 Proof of Theorem 2.2

Proof. The proof is a generalized version of Dean et al. [6, Proposition 1], which is specialized to Top-1 recommendation. First, notice that, a set S of K items is recommended as the set of Top- K items if and only if:

$$\sum_{i \in S} \mathbf{v}_i^\top u > \sum_{i \in S'} \mathbf{v}_i^\top u,$$

for all $S' \subseteq [n], S' \neq S, |S'| = K$. The above is equivalent to:

$$Q_s u > 0, \tag{4}$$

$$\text{where } Q_s = \begin{pmatrix} (\sum_{i \in S} \mathbf{v}_i - \sum_{i \in S'_1} \mathbf{v}_i)^\top \\ \vdots \\ \vdots \\ \left(\sum_{i \in S} \mathbf{v}_i - \sum_{i \in S'_{\binom{n}{k}-1}} \mathbf{v}_i \right)^\top \end{pmatrix} \in \mathbb{R}^{(\binom{n}{k}-1) \times d}.$$

Therefore, the set S is accessible if and only if there exists $u \in \mathbb{R}^d$, s.t, eq. (4) is satisfied. This is a linear constraint on u , and is equivalent to the feasibility of the following linear program:

$$\begin{aligned} \min \quad & \mathbf{0}^\top u \\ \text{s.t.} \quad & Q_s u \geq \varepsilon \end{aligned}$$

where $\varepsilon > 0$ is an arbitrarily small positive number. To analyze the feasibility of this linear program, we consider its dual:

$$\begin{aligned} \max \quad & \varepsilon^\top \lambda \\ \text{s.t.} \quad & Q_s^\top \lambda = 0 \\ & \lambda \geq 0 \end{aligned}$$

Since the dual is always feasible with a solution $\lambda = \mathbf{0}$, by Clark's theorem, the primal is feasible if and only if the dual is bounded. Further notice that for any λ that is a feasible solution, $a\lambda, a \geq 0$ is also a feasible solution. Setting a to $+\infty$ will make the dual unbounded whenever if λ has nonzero entries. This means that a sufficient condition for the unboundedness of the dual is that there exists some feasible $\lambda \neq \mathbf{0}$, with $Q_s^\top \lambda = 0$, such that:

$$\sum_j \lambda_j \left(\sum_{i \in S} \mathbf{v}_i - \sum_{i \in S'_j} \mathbf{v}_i \right) = 0, \lambda > 0.$$

By rearranging terms, this is equivalent to $\sum_{i \in S} \mathbf{v}_i$ being a convex combination of $\sum_{i \in S'_j} \mathbf{v}_i$ of all j . Therefore, S is accessible for a user u if and only if $\sum_{i \in S} \mathbf{v}_i$ is a vertex of the convex hull: $\text{conv}\{\sum_{i \in S} \mathbf{v}_i, \forall S \subseteq [n], |S| = K\}$. \blacksquare

A.2 Proof of Theorem 2.4

Proof. First, assume that items \mathbf{v}_1 and \mathbf{v}_2 are the top-2 recommendations for some user \mathbf{u} . Then by definition, for all $j \in [n]$, $j \neq 1, 2$, we have $\mathbf{u} \cdot \mathbf{v}_j \leq \mathbf{u} \cdot \mathbf{v}_1$, and $\mathbf{u} \cdot \mathbf{v}_j \leq \mathbf{u} \cdot \mathbf{v}_2$. Without loss of generality, assume that \mathbf{v}_1 is the Top-1 recommendation for \mathbf{u} . Then by the construction of Voronoi diagram, this means that \mathbf{u} is in the Voronoi cell of \mathbf{v}_1 .

Suppose that if \mathbf{v}_2 is not in an neighboring Voronoi cell of \mathbf{v}_1 's. Then, there must exist another item vector \mathbf{v}_3 , such that \mathbf{v}_3 has a neighboring Voronoi cell to \mathbf{v}_1 , and the closest distance (the shortest arc) between \mathbf{v}_1 and \mathbf{v}_2 crosses the cell of \mathbf{v}_3 . Denote the shortest arc from \mathbf{v}_1 to \mathbf{v}_2 on the sphere as ℓ .

If \mathbf{v}_3 is on ℓ , we immediately get $d(\mathbf{u}, \mathbf{v}_3) < d(\mathbf{u}, \mathbf{v}_2)$. If \mathbf{v}_3 is not on ℓ , consider any point \mathbf{v}_4 that is in the Voronoi cell of \mathbf{v}_3 and is on ℓ . Then, by triangle inequality,

$$\begin{aligned} d(\mathbf{u}, \mathbf{v}_3) &< d(\mathbf{u}, \mathbf{v}_4) + d(\mathbf{v}_4, \mathbf{v}_3) \\ &< d(\mathbf{u}, \mathbf{v}_4) + d(\mathbf{v}_4, \mathbf{v}_2) \\ &= d(\mathbf{u}, \mathbf{v}_2). \end{aligned}$$

Therefore, \mathbf{u} is closer to \mathbf{v}_3 than \mathbf{v}_2 . This contradicts the fact that \mathbf{v}_2 is the second closest item vector to \mathbf{u} .

On the other hand, consider two item vectors \mathbf{v}_1 and \mathbf{v}_2 that are Voronoi neighbors. Then, any user vector \mathbf{u} that is on the intersection of the two Voronoi cells has a top-2 recommendation of $\{\mathbf{v}_1, \mathbf{v}_2\}$, which completes the proof. \blacksquare

A.3 Proof of Theorem 3.1

Proof. We prove the theorem by providing an example that is illustrated in Figure 1 (left). Specifically, consider $d = 2$, and four items with feature vectors $(2, 4), (-2, 2), (-3, -1), (3, -3)$. It is immediate to see that for top-1 recommendations, four item vectors are all vertices of the convex hull $\text{conv}\{\sum_{i \in S} \mathbf{v}_i, \forall S \subseteq [n], |S| = 1\}$. Therefore, by Theorem A.1, each item is individually accessible.

Now we consider a top-2 recommendation. The convex hull $\text{conv}\{\sum_{i \in S} \mathbf{v}_i, \forall S \subseteq [n], |S| = 2\}$ is a convex hull of six possible item pairs, which correspond to the vector sums:

$$(0, 6), (-1, 3), (5, 1), (-5, 1), (1, -1), (0, -4).$$

Therefore, the item pair of item 1 and item 3 (correspond to vector sum $(-1, 3)$), and the item pair of item 2 and item 4 (correspond to vector sum $((1, -1))$) are not jointly accessible. Therefore, with the single vector recommendation, individual accessibility of the items is not sufficient for joint accessibility. This completes the proof. \blacksquare

A.4 Proof of Theorem 3.2

Proof. First, given that each item is individually accessible, by Theorem A.1 with $K = 1$, we have that for any item $j \in [n]$, there exists a user vector $\mathbf{u}_j \in \mathbb{R}^d$, such that

$$\mathbf{u}_j \cdot \mathbf{v}_j \geq \mathbf{u}_j \cdot \mathbf{v}_{j'},$$

for any $j' \in [n], j' \neq j$. For convenience, let us denote \mathbf{u}_j as the representative user vector for item j .

Moreover, consider an arbitrary set of K items, with item feature vectors $\mathbf{v}_1, \dots, \mathbf{v}_K$ and their representative user vectors $\mathbf{u}_1, \dots, \mathbf{u}_K$. Then there exist constants c_1, \dots, c_K such that

$$c_1 \mathbf{u}_1 \cdot \mathbf{v}_1 = \dots = c_K \mathbf{u}_K \cdot \mathbf{v}_K.$$

Now we show that the set of user vectors $\{c_i \mathbf{u}_i\}, i = 1 \dots K$ form a multi-vector user representation such that items $\mathcal{S} = \{\mathbf{v}_1, \dots, \mathbf{v}_K\}$ are jointly accessible.

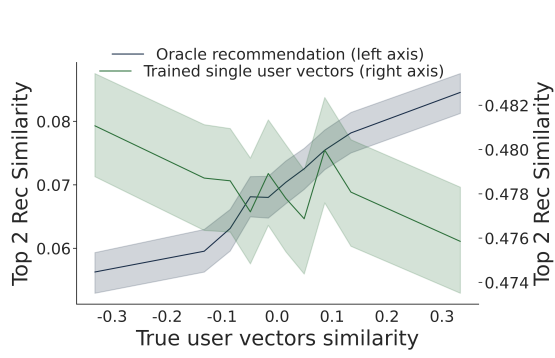
Consider any other set of K items with item feature vectors $\mathcal{S}' = \{\mathbf{v}'_1, \dots, \mathbf{v}'_K\}$. Denote the predicted ratings for set \mathcal{S} and \mathcal{S}' as $r(\mathcal{S})$ and $r(\mathcal{S}')$. The scoring rule as in Eq (2) yields:

$$\begin{aligned} r(\mathcal{S}) &= \sum_{i=1}^K \max_{j \in [m]} c_j \mathbf{u}_j \cdot \mathbf{v}_i \\ &= \sum_{i=1}^K c_i \mathbf{u}_i \cdot \mathbf{v}_i \\ &\geq \sum_{i=1}^K \max_{j \in [m]} c_j \mathbf{u}_j \cdot \mathbf{v}'_i \\ &= r(\mathcal{S}') \end{aligned}$$

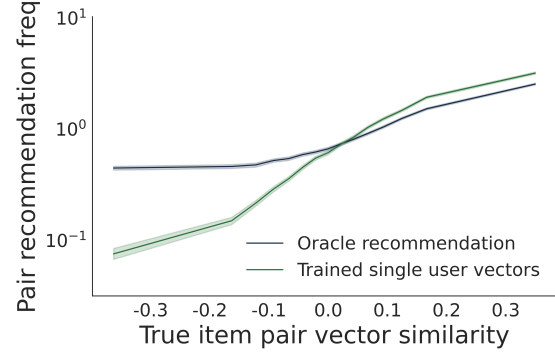
which completes the proof. ■

B Additional Experimental Details

In this section we include further empirical results for the synthetic and ML10M datasets. Figure 4 shows the accessibility of items in the synthetic setting with a 64 dimensional matrix factorization model. Figure 5 shows the accessibility of items in the ML10M case with a 64 dimensional matrix factorization model. The results are qualitatively similar to Figures 2 and 3, which indicates that the stereotyping problem is not merely caused by an underspecified model.



(a) How similar the top two items recommended to a user are to each other, as a function of how similar the two users true vectors are.



(b) Same plot as Figure 2a, with 64-dimensional vectors

Figure 4: Supplemental figures for synthetic experiment.

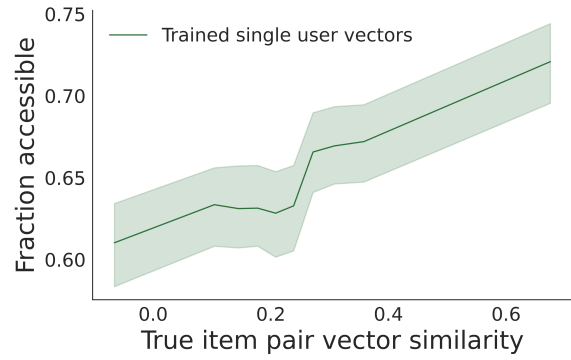
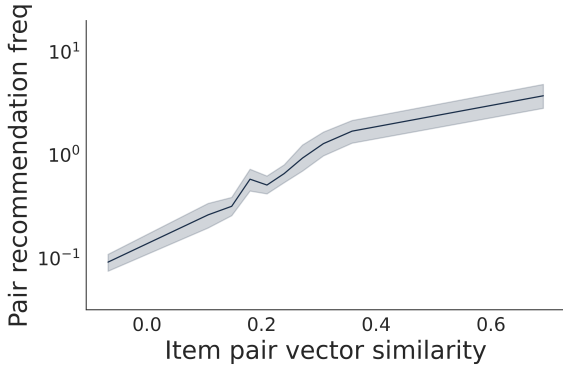


Figure 5: Same plots as in Figure 3, except with 64-dimensional vectors.