

A Bloom Filter Survey: Variants for Different Domain Applications

Anes Abdennebi
anesabdennebi@sabanciuniv.edu

Kamer Kaya
kaya@sabanciuniv.edu

Abstract

There is a plethora of data structures, algorithms, and frameworks dealing with major data-stream problems like estimating the frequency of items, answering set membership, association and multiplicity queries, and several other statistics that can be extracted from voluminous data streams. In this survey, we are focusing on exploring randomized data structures called Bloom Filters. This data structure answers whether an item exists or not in a data stream with a false positive probability fpp. In this survey, many variants of the Bloom filter will be covered by showing the strengths of each structure and its drawbacks i.e. some Bloom filters deal with insertion and deletions and others don't, some variants use the memory efficiently but increase the fpp where others pay the trade-off in the reversed way. Furthermore, in each Bloom filter structure, the false positive probability will be highlighted alongside the most important technical details showing the improvement it is presenting, while the main aim of this work is to provide an overall comparison between the variants of the Bloom filter structure according to the application domain that it fits in.

1 Introduction

Streams have many applications in today's data processing systems such as Internet of Things [SGB⁺18], Edge Computing [SGB⁺18], and Databases [Blo70] [ZHJ⁺15a] [MC14] [CPM15a] [LGW⁺17] [CKY⁺14] [LGZ⁺19]. A Bloom Filter (BF) is a compact data structure which can answer membership queries on infinite streams having a large number of unique items [Blo70]. Compared to the traditional approaches, a Bloom Filter occupies much less space. However, it is a probabilistic data structure in the sense that it allows false-positive responses. When an item is queried and BF responds with *true*, the item *may or may not* exist in the stream. On the contrary, when the response is *false*, the item does not exist in the stream.

The applications of Bloom filters are many; they are frequently used in networks [Blo70] [GA13] [BM04] [BCMR04] [CAPMN03] [LTSS02] [Hsi01] [RK02] [WW02] [FKSS01] and web applications [AKC⁺15] [RK12]. BFs are also used to track items stored in databases to reduce or avoid expensive and unnecessary accesses [Cor17], for instance, an email service provider tries to minimize the emails database accesses to the lowest possible rate such that when a user tries to log in to his account, a query is performed in the used Bloom Filter to check whether the entered email exists or not, if it does, then another query is executed to check the validity of the entered credentials, otherwise, a negative and fast (since it queried the BF and not the database itself) response is returned to the user about the entered email existence. BF is useful too in spell-checking where the existence of a word in the dictionary is queried in the Bloom Filter to guarantee a fast response [Blo70]. In biometric templates protection schemes, transferring the biometric data of the iris which is stored in matrices to Bloom Filters forms a secure scheme to prevent impersonation attacks, grants privacy protection for the subjects and individuals [MGYB17], and also guarantees two intrinsic requirements, the *irreversibility* and *unlinkability* [ISO11] [GBRL⁺18] [RB14]. In cloud computing, the work proposed by [ZHJ⁺15b] uses the *Counting Bloom Filter* to perform searches over encrypted data in the cloud server and allows the data users to obtain proofs that the cloud server is indeed executing their queries and nothing wrong with its condition i.e. not compromised. Bloom Filters are also used in privacy preservation applications [VC16], for instance, in finding the records of an entity across databases hosted by different parties without putting it under the risk of compromising or exposure. This process is called *Privacy-Preserving Record Linkage* and uses BF to ensure the privacy of the information [SBR09]. In the same context of privacy preservation, another work [CPM15b] proposes a new Bloom Filter variant called the *Spatial Bloom Filter* to maintain users' privacy in location-aware

applications. In machine learning, [CUAG13] suggests a new variant of BF in *Multilabel Classification* that handles large number of labels.

Although the original data structure is simple, there are many variants in the literature. In this work, we survey all the Bloom Filters and organize them into sections based on their main focus. These improvements or optimizations may target different aspects in the structure of BF like reducing the memory space used in the filter, improving the false positive rate, dealing with dynamic datasets, and reducing the computation overhead. Furthermore, there also exist studies to extend BFs for different applications and operations such as querying multiplicity, handling deletions, etc. We also cover these studies in this survey and provide an application-focused classification. In addition, we propose an open-source, high-performance, parallelized BF library which contains the implementations of all the existing proposals. We provide an extensive experimental evaluation of the existing studies in terms of their accuracy and performance on a single-node server as well as on single-board computers that usually need to use sketches for data processing due to their memory restrictions.

2 Background and Notation

A Bloom Filter uses a bit vector $\mathbf{bf}[\cdot]$ of size m and k hash functions. Each hash function takes an element e from the universal set \mathcal{U} as an input and outputs a location in the bit vector. That is $h_i : \mathcal{U} \rightarrow \{0, \dots, m-1\}$ for all $1 \leq i \leq k$. A BF has two main operations; *insertion* & *querying*. Initially, all bits are set to 0. To *insert* an item x , the bit positions $h_1(x), h_2(x), \dots, h_k(x)$ are computed and the corresponding bits, $\mathbf{bf}[h_1(x)], \mathbf{bf}[h_2(x)], \dots, \mathbf{bf}[h_k(x)]$ are set to 1. To *query* an item's existence, the hash functions $h_1(x), h_2(x), \dots, h_k(x)$ are computed again. If all the corresponding bits for these positions are 1 BF returns *true*. Otherwise, it returns *false*.

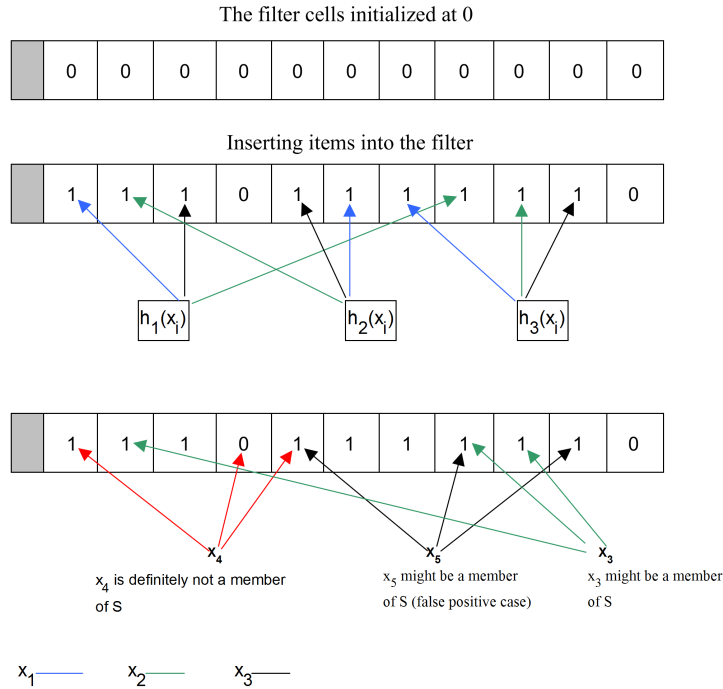


Figure 1: A toy BF with $m = 11$ and $k = 3$. Three items are inserted to the BF; the hash function outputs for x_1 are 0, 5 and 6. For x_2 , they are 2, 4 and 9 and for x_3 , they are 1, 7 and 8. Two extra items are queried; x_4 with hash positions 0, 3 and 4 and x_5 with hash positions 4, 7 and 9.

A toy BF with $m = 11$ bit vectors and $k = 3$ hash functions is shown in Figure 1. To query an item, the corresponding bit positions are checked; for x_4 , these bits are $\mathbf{bf}[0]$, $\mathbf{bf}[3]$ and $\mathbf{bf}[4]$. Since $\mathbf{bf}[3]$ is 0, $x_4 \notin S$. For x_5 , although all the corresponding bits are 1, this is a false positive response (due to a hash collusion at $\mathbf{bf}[8]$). Querying the item x_3 would return "true" after checking that the bits in positions 1, 7 and 8 are all set to 1 and therefore, x_3 is not in the filter.

One of the main metrics to evaluate the effectiveness of a BF is the *false positive probability* which

can give information about how accurate the BF is. Assuming the hash functions uniformly distributes the items to their range, the probability of having a given bit equal to 0 is

$$p = \left(1 - \frac{1}{m}\right)^{kn} \approx e^{-kn/m} \quad (1)$$

where m is the vector size, n is the number of unique items in the stream, and k is the number of hash functions used. Starting with p , the false positive probability is

$$\epsilon = (1 - p)^k \approx \left(1 - e^{-kn/m}\right)^k. \quad (2)$$

3 Bloom filters focusing on reducing the fpp

Several variants of Bloom Filter appeared lately aiming to reduce the false-positive rate in a Bloom Filter instance, some works propose solutions based on increasing the number of hash functions but in the cost of allowing false negatives with a certain probability, other works suggest increasing the bit vector size to avoid bits collisions while inserting the data stream elements, however, this method causes additional memory overhead.

3.1 The yes-no Bloom Filter

The yes-no Bloom filter's structure [CVR16] resides on the same structure of the *Standard Bloom Filter (SBF)* in answering the membership queries, moreover, it preserves information about the elements that triggers false positives in order to prevent them from occurring in future queries. The main structure of yes-no BF is composed of:

- yes-filter: which works the same way as *SBF*, it has a bit vector.
- no-filter: which encodes the elements that arouse false positives.

yes-no BF uses a bit vector of size m , two sets of independent hash functions $H_{1 \leq i \leq k}$ and $G_{1 \leq j \leq k'}$ such that k and k' represent the number of hash functions used in each set respectively and $k' < k$. The bit vector is split into two partitions; p bits for the *yes-filter* and rq bits for r *no-filters* where $p \gg q$.

For the insertion of an element e in *yes-no filter*, the $h_i(e)$ bits are set to 1 in the *yes-filter*, and for the construction of the *no-filter*, the $g_j(e)$ bits are set to 1, however, an element can be inserted only in one *no-filter* from the r ones.

During the querying process, an item e is said to be "probably belongs to S " if all the positions $h_i(e)$ are 1 in the *yes-filter* and there is no indication from the *no-filters* that this item is a false positive. However, this method can lead to false negatives results.

The false positive probability for the *yes-no BF* is composed of two parts; the $fpp_{yes-filter}$ and the $fpp_{no-filters}$

First, the false positive probability of $fpp_{yes-filter}$:

$$fpp_{yes-filter} \approx \left(1 - e^{-\frac{kn}{p}}\right)^k \quad (3)$$

Second, the false positive probability of $fpp_{no-filters}$:

$$fpp_{no-filters} \approx \left(1 - e^{-\frac{k'n}{q}}\right)^{k'} \quad (4)$$

Then the false positive rate for the whole *yes-no Bloom filter* is given by:

$$fpp_{yes-noBF} = \left(1 - e^{-\frac{kn}{p}}\right)^k \left(\left(1 - e^{-\frac{k'n}{q}}\right)^{k'}\right) \quad (5)$$

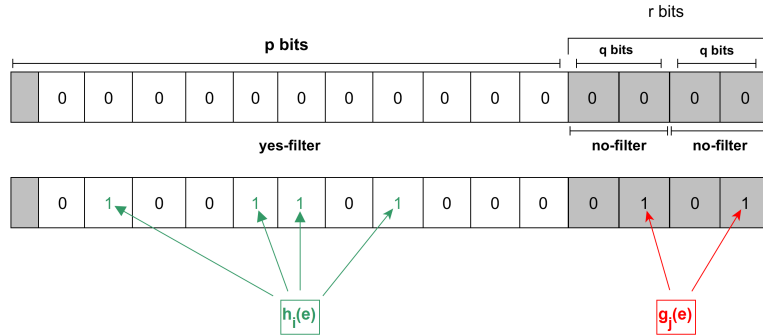


Figure 2: The insertion of an element e in the yes-no BF

In Fig. 2, inserting the element e is similar to the insertion process in BF, it inserts the element into the *yes-filter* where the hash functions set h_i is used to set the bit positions 1, 4, 5 and 7 to 1. Whenever the *yes-filter* is queried, the *no-filters* of each element are modified (the corresponding bits are set to 1) by storing the elements that cause false positives as it is shown in the figure.

3.2 The Variable-Increment Counting Bloom Filter

It is an enhanced version of the *Counting Bloom Filter-CBF* concerning the accuracy of queries' answers (lower *fpp*) and memory efficiency aspects. The Variable-Increment Counting Bloom Filter, known as *VI-CBF* defines a list of possible variable increments called L such that an incoming element would be hashed to one of those variables, then this variable's value can be added to the corresponding counter of the element, whereas, for deletions, the opposite operation is performed by decrementing the counters with the relevant variables from the list L . And while querying an element x , each counter's hashed value in L of the queried item is checked whether it is a factor in the sum or not, if it is not, then definitely x is not a member of the set, otherwise, it might be (still can give a false positive). As an example to describe this data structure much better and to show the difference, in the matter of accuracy, between the regular *CBF* and *VI-CBF*, let's suppose that $L = 2, 3, 4, 5$ which represents the variable increments, and there is an element x to be added to the filter, h_i where $(0 \leq i < k)$ represents the hash functions. So, when x is being hashed to one of the values in L , let's say 5, it will be added to the corresponding counter. When querying z , the membership query that will check whether the item exists or not will go over all the counters' hashed values and test whether it is a part of the sum in the current counter or not. As figure 3 shows, the second hashed value gave 2 and since $9 - 2 = 7$ which is not included in L , therefore, the item $z \notin S$ because it does not seem to form any sum from the set L i.e. $2 + 7 = 9 \notin L$. The work [RKK12] Presents two schemes for based on *CBF* to reduce the *false positive rate* and the increase the memory efficiency; First, B_h *Scheme*, this scheme is based on the B_h *sequences* [Gra96] and in a nutshell, this structure uses two counters, c_1 which increments by one, and c_2 which increments with the hashed value from L every time an element is inserted to the filter. Moreover, $B_h - CBF$ uses two sets of k hash functions ranging in $[1..m]$ and $[1..l]$ respectively. The *false positive probability* for this scheme is given by:

$$f_{fpr} = \left(1 - \sum_{j=0}^h Pr(X = j) \left(1 - \frac{1}{l} \right)^j \right)^k \quad (6)$$

where $Pr(X = j)$:

$$Pr(X = j) = \binom{nk}{j} \left(\frac{1}{m} \right)^j \left(1 - \frac{1}{m} \right)^{nk-j} \quad (7)$$

The second scheme presented by Rot et al. is the *VI-CBF scheme*. It is nearly similar to B_h *scheme* with a difference in the number of counters used, this scheme uses a single variable-increment counter per entry that works exactly like the second counter in the previous scheme. Here, there is a decrease in memory usage since only one variable-increment counter is used for each entry, however, this becomes a drawback because it limits accessing the B_h *sequence* directly which is possible in B_h *scheme* thanks to

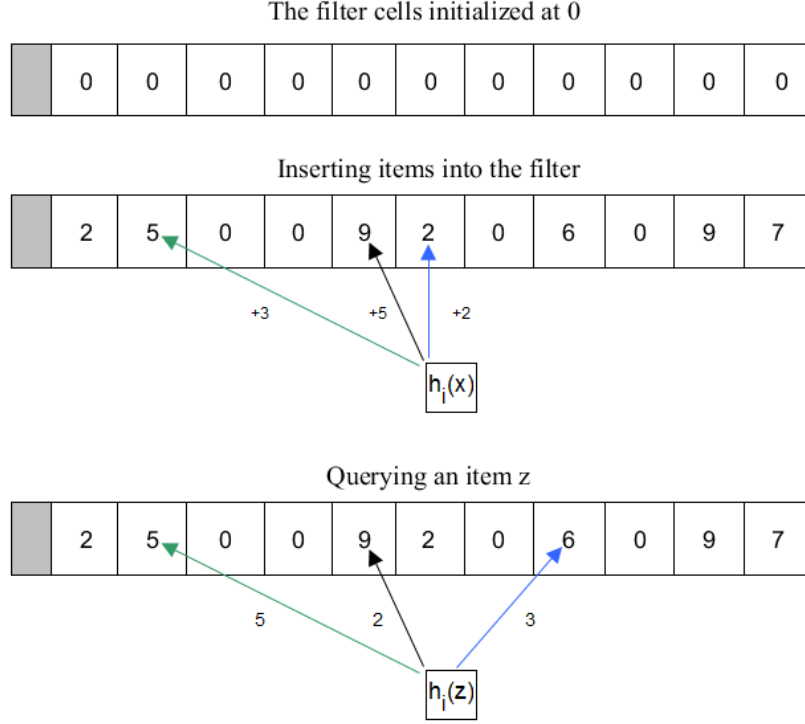


Figure 3: Example demonstrating the work of VI-CBF

its first counter (which stores the number elements hashed to a specific entry in the filter). The *false positive probability* of *VI-CBF scheme* is given by:

$$f_{fpr} = \left(1 - \left(1 - \frac{1}{m} \right)^{nk} - \frac{L-1}{L} \binom{nk}{1} \frac{1}{m} \left(1 - \frac{1}{m} \right)^{nk-1} - \frac{(L-1)(L+1)}{6L^2} \binom{nk}{2} \left(\frac{1}{m} \right)^2 \left(1 - \frac{1}{m} \right)^{nk-2} \right)^k \quad (8)$$

Many comparisons were held in [RKK12], one of these comparisons compared the *false positive rates* of *CBF*, *B_hscheme*, *Improved B_hscheme* and *VI-CBF scheme* by varying the bits per element value. The results in general shows an improvement in the *fpp* whenever the bits size increases reaching an improvement by factor of 7, while the *VI-CBF scheme* has the lowest *fpp* among all the variants included in the comparison.

3.3 The Fingerprint Counting Bloom filter (FP-CBF)

The variant *FP-CBF* [PRM16] seeks reducing the *fpp* by introducing a different way of representing the items in the filter. It uses c bits for counting and d bits for storing the fingerprints, and it uses $(k+1)$ hash functions such that the first k hash functions are preserved for updating the counters, and the last one h_{fp} is used to update the fingerprint fields. Therefore, the number of bits used in *FP-CBF* is $(c+d) \times m$ where m is the number of cell in the filter. The insertion of a new item to *FP-CBF* occurs by incrementing the $h_i(e)$ ($1 \leq i \leq k$) positions in the filter by 1, while the corresponding fingerprint field is updated by *xoring* $h_{fp}(e)$ with the values stored in the fingerprint field on each cell.

Concerning the deletion, an item in the filter is deleted by decrementing all the positions $h_1(e), h_2(e), \dots, h_k(e)$ by 1 and performing $h_{fp}(e) \oplus h_{fp}(e)$ which sets the fingerprint field to 0. Moreover, to query an item, all the corresponding counters should be checked, and if there is at least one counter of 0 value, then the item $e \notin S$ (S is the elements set). If the previous condition is not the case, then the fingerprint field of each counter of value 1 should be equal to $h_{fp}(e)$, if so, then the item may exist with a small false positive possibility, otherwise, it is not.

The idea behind using the the fingerprints is to minimize the possibility of a false positive such that when the counters of an item have the value of 1, its corresponding fingerprint field should equal to

$h_{fp}(e)$, and when another item e' is mapped to the same position, there won't be a false positive unless $h_{fp}(e) = h_{fp}(e')$ which occurs with the probability of $\frac{1}{2^f}$. In a *FP-CBF* filter of m cells and $k+1$ hash functions and n stored elements, the false positive probability is given by:

$$\left(1 - \left(1 - \frac{1}{m'}\right)^{kn} - \left(\frac{2^f - 1}{2^f}\right) \frac{1}{m'} \binom{kn}{1} \left(1 - \frac{1}{m'}\right)^{kn-1}\right)^k \quad (9)$$

where $m' = \left(\frac{c}{c+f}\right)$

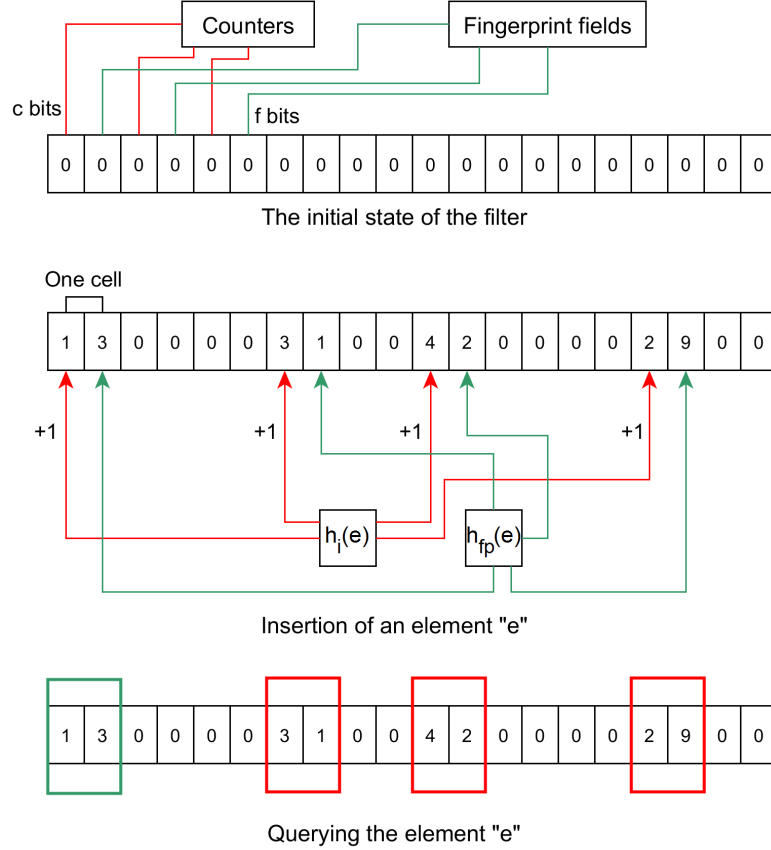


Figure 4: An example of inserting an element e , the cells 0, 3, 5 and 8 are incremented by 1 while the corresponding fingerprint fields on each field are updated by *xoring* $h_{fp}(e)$ with the target fingerprint fields. For querying the element e , only the fingerprint of cell 0 (inside the green box) is checked since its counter value is 1, if the result of *xoring* it with $h_{fp}(e)$ is 0 then e exists, otherwise $e \notin S$

3.4 Retouched Bloom Filter

In the Standard Bloom Filter, the structure is vulnerable to present false positives but no false negatives, besides that, although increasing the bit array size and obtaining a better false positive rate, still have another inconvenience which is the increase in memory space usage. The *Retouched Bloom Filter* (RBF) structure [DBF06] suggests decreasing the false positives by allowing an acceptable amount of false negatives. This is achieved by applying a process called *Bit clearing* which resets the bits corresponding to the false positive, therefore, the new false positive rate becomes:

$$f'_P = f_P \cdot d_1 \quad (10)$$

such that

$$d_1 = \left(1 - \frac{1}{p_1 m}\right)^k \quad (11)$$

where p_1 is the probability of a bit to be set to 1, k is the number of hash functions and m is the bit array size. Moreover, the probability that an item from the data-set becomes a false negative after the bit clearing process is given as $\Delta = f_N = 1 - d_1$.

Four-bit clearing process variants have proposed to achieve an effective false-positive bits deletion in which one method guaranteed a ratio fraction of the reduced false positives proportion according to the proportion of generated false negatives $\Sigma = \Delta \frac{f_P}{f_N} = 1$.

3.5 Accurate Counting Bloom Filter

The standard counting Bloom Filter uses an array of counters instead of bits and supports dynamic modifications through insertions and deletions (which standard bloom filter cannot handle). Nevertheless, there still a margin of false-positive probability that can be improved. The Accurate Counting Bloom Filter (ACBF) [LHZQ13] works on reducing the fpp by changing the structure of the counters array and dividing it into multi-level arrays where the first level answers the membership queries and the rest of the vectors are used to calculate the counters of the hashed elements. The core of fpp reduction resides in the separation of the 1st level array from the rest levels' arrays and increasing its size. The figure below makes the picture clearer. The structure of the ACBF is organized by using the *offset indexing*, therefore, to reach a specific counter, the proposed algorithm of ACBF gets the index of that counter by using a $popcount(b_j, index)$ where b_j is the array in level j and $index$ is the position of the hashed item in the previous level, after that, what is left is to aggregate the bits encountered in each level i.e. if the counter in a level j equals to 1 then add it to the item's counter, else, the algorithm just stops the counters' spanning.

The optimal false positive probability is given as follows: $(1 - (1 - \frac{1}{4m - kn})^{nk})^k \approx (1 - e^{-\frac{kn}{4m - kn}})^k$ where $4m - kn$ is the optimal maximized first level size, m is the number of counters, n is the number of items and k is the number of hash functions.

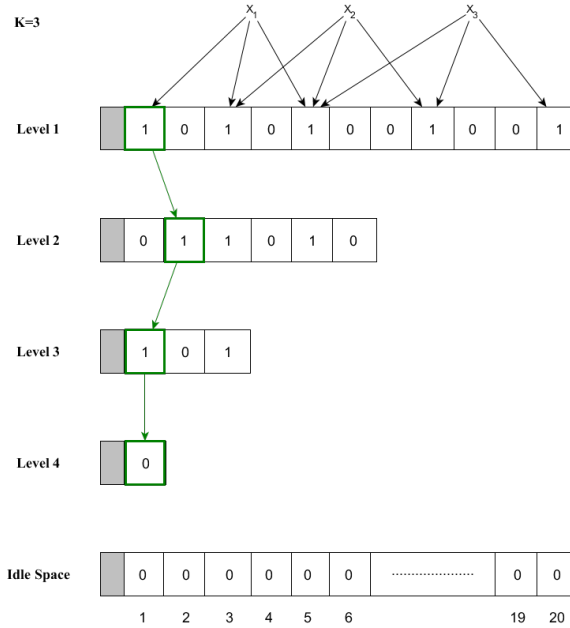


Figure 5: Accurate Counting Bloom Filter's structure with 4 levels

3.6 Generalized Bloom Filter

The GBF [LVD07] is another compact data structure that is considered as a modified version of the standard Bloom Filter that allows false negatives to set an upper bound for the false positives. The GBF uses two hash function sets, $g_j(x)$ and $h_j(x)$ where such that $(1 \leq i \leq k_1$ and $1 \leq j \leq k_2)$ such that each function group is responsible for resetting and setting the bits of the filter's array; $g(x)$ makes the bit

equals to 0 and $h(x)$ makes it 1. Initially, the bits array shouldn't be set to zero, it can be initialized at any value. For the insertion process, all the positions $g_{k_1}(x)$ must be reset i.e 0 and the positions of $h_{k_2}(x)$ must be set to 1. In case of any collision between the two functions g & h , the corresponding position will be reset.

The false negatives ($x \in$ the dataset S but it is considered as not an element of S by the GBF) occur when at least one of the bits corresponding to g is set (is 1) or one of the bits of h is reset due to another insertion of an element thereafter. The case of false positives is similar to the standard bloom filter, nevertheless, in GBF, the positions of both g and h are 0 and 1 resp. but the item x isn't in the set S due to another insertion of an item.

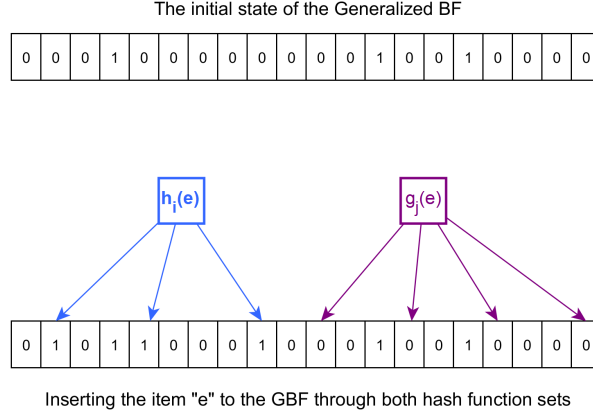


Figure 6: Insertion of an element to the GBF

The Fig. 6 is a simple demonstration of the insertion process of an element to the Generalized Bloom Filter of size m , the bit vector is not necessarily initialized at 0, so we can notice that the bits 3, 12 and 15 are having the value 1. Concerning the insertion operation, the hash positions 1, 4 and 8 are set to 1 by the h_j hash functions, where the g_i functions reset the bits at positions 10, 13, 16 and 19.

To calculate the false positive probability of the Generalized Bloom Filter, the probability that a bit is reset q_1 , the probability that a bit is set q_2 and the probability that a bit is neither reset nor set should be calculated. The probability that a bit is reset means that at least one of the k_1 hash function of the GBF has reset the bit and it is given by:

$$q_1 = \left[1 - \left(1 - \frac{1}{m} \right)^{k_1} \right] \approx (1 - e^{-k_1/m}) \quad (12)$$

Next, the probability that a bit is set means that there are no g_i hash function that reset the bit and at least one of the k_2 hash functions has set the bit, the probability q_2 is given by:

$$q_2 = \left[1 - \left(1 - \frac{1}{m} \right)^{k_2} \right] \left(1 - \frac{1}{m} \right)^{k_1} \approx (1 - e^{-k_2/m}) e^{-k_1/m} \quad (13)$$

Furthermore, there is another part of the bit vector where the bits are neither set nor reset for each element insertion which hashes the probability of:

$$\begin{aligned} (1 - q_1 - q_2) &= 1 - \left[1 - \left(1 - \frac{1}{m} \right)^{k_1} \right] \\ &\quad - \left[1 - \left(1 - \frac{1}{m} \right)^{k_2} \right] \left(1 - \frac{1}{m} \right)^{k_1} \\ &= \left(1 - \frac{1}{m} \right)^{k_1 + k_2} \approx e^{-(k_1 + k_2)/m} \end{aligned} \quad (14)$$

Since there is a bit vector of size m , then there is an average of $l_1 = m \times q_1$ of bits reset, $l_2 = m \times q_2$ bits set and $m(1 - q_1 - q_2) = (m - l_1 - l_2)$ bits which are neither set nor reset. Finally, the false positive

probability can be written as follows:

$$f_{fp} = p^{l_1} (1 - p)^{l_2} \quad (15)$$

where p is the probability that a specific bit in the vector is 0 after n element insertions.

3.7 Multi-Class Bloom Filter

Since the forwarding table memory space on the low-end switches used in the modern data centers which use multicast is limited and incapable of forwarding a considerable number of group communications concurrently, [LCH⁺11] propose using Bloom Filters for each switch interface to encode the multicast groups and therefore use the memory efficiently. The role of the Bloom Filters is that when a multicast packet arrives, The switch checks which interfaces should forward the packet, however, using BF means that there is a possibility of false positives which causes, in multicast forwarding, what is called the *traffic leakage* which is forwarding the multicast packet from the undesired interface(s).

Before exploring the method to overcome this challenge, let's go over the suggested structure of the Multi-Class Bloom Filter (MC-BF), in a set S there are N elements and the MC-BF size is m , moreover, each element e has a probability of being present in the filter called p_e (*presence probability*) and a false probability f_e , from these two metrics, the expected number of elements that were labeled as false positives is given as $\mathbb{E}(f_N) = (1 - p_e) \times f_e$. This structure suggests that the higher is the presence probability of an element e the lower is the expected number of the false-positive elements.

Unlike the standard Bloom Filter, MC-BF uses a set H_e of hash functions for each element e in the set S , furthermore, Li et al. suggested a method for calculating the number of hash functions for each multicast group such that groups with higher presence probability would have fewer hash functions, on the contrary, the groups with lower presence probability are assigned more hash functions for the sake of reducing the traffic leakage.

The insertion of an element to MC-BF occurs by using the H_e hash functions belonging to the element e (in the scenario of multicast forwarding, the hash functions belong to the multicast group) to set the corresponding k bits to 1 while querying an element requires checking the bits (the same as the standard Bloom Filter) by using the H_e hash function set. The false-positive probability can be given as:

$$f_e = [1 - (1 - \frac{1}{m})^{\sum_{i=0}^{N-1} p_i \times k_i}]^{k_e} \quad (16)$$

where m is the filter size, k_i represents the number of hash functions of each element $0 \leq i \leq N$, k_e is the number of hash functions of the element e and p_i is the presence probability of the element i .

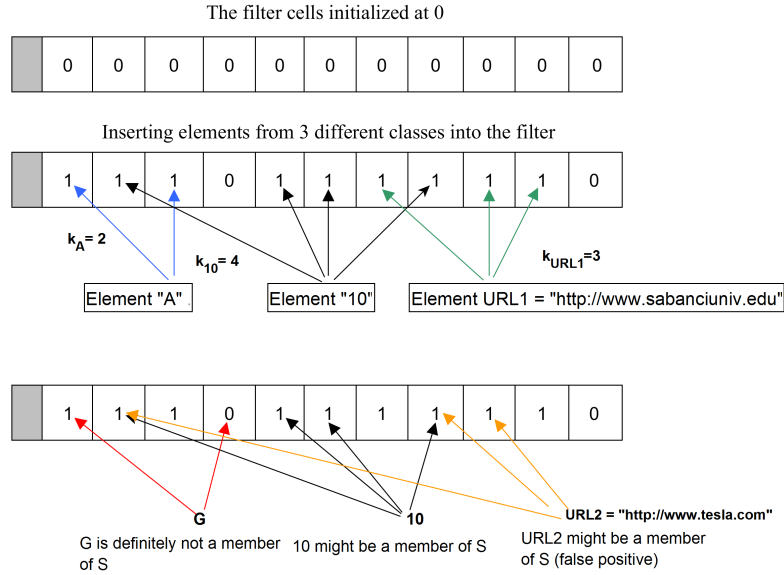


Figure 7: A simplified MC-BF example with filter size $m = 11$ and 3 classes (*letters, integers and urls*) where each class of elements has 2, 4 and 3 hash functions respectively ($k_{letters} = 2$, $k_{integers} = 4$ and $k_{urls} = 3$).

Fig. 7 demonstrates the operations of insertion and querying, while inserting an element of a class i , the k_i bits are set to 1, so when inserting the letter G , the bits 0 and 2 would be 1, inserting the number 10 would set the bits 1, 4, 5 and 7 to 1 and finally adding the URL "<http://www.sabanciuniv.edu>" to the MC-BF makes the hash positions 6, 8 and 9 have the value 1. Querying elements existence in MC-BF is quite similar to the query method of the standard Bloom Filter with taking into consideration that each element belongs to the i^{th} class and therefore, only the corresponding hash positions of the hash function set H_i should be checked.

3.8 False-positive-free multistage BF

As one of the networking applications, the Information-Centric Networking - ICN needs efficient architectures for *Multicast communication* which imposes challenges as accurate forwarding and scaling issues, The *in-packet Bloom Filter* approach minimizes the false positive probability (the router links which are falsely identified for the multicast) which is a crucial problem in the multicast communication (e.g when large database data is forwarded in undesired links in the multicast tree, there will be network overhead that may cause congestion, the same thing goes when a high-quality video is transmitted to links that were falsely and positively matched). The in-packet Bloom Filter [RMM⁺11] packet has queries for identifying the links that belong to the filter (i.e. the links where the packet should be forwarded) using the bitwise AND and the compare (CMP) operation on the bits that are set of both the link address and the filter. The previous approach is based on a flat structure that stores the multicast tree as a set of edges in a fixed-size filter, however, this method neither annuls false positives nor scales well with the input size. Therefore, János et al. propose the *false-positive-free multistage Bloom Filter-MSBF* [TBB⁺15] which is composed of stage-Bloom filters of varying sizes. Assuming there is a multicast tree of depth h , the MSBF uses h Bloom filters such that the i^{th} Bloom filter of size m is represented by the Elias gamma universal code [Eli75] such that the packet header is divided into two parts; the first $\log m - 1$ γ bits are for the Elias gamma code and the $\log m$ β bits represents the Bloom filter. At each stage, the Bloom filter contains only the information about links at the i_{th} hop, moreover, by benefiting from the previous knowledge of the number of the elements to be added and the ones to be excluded, the filter size may vary to eliminate the chances of having false positives.

3.9 Complement Bloom filter

Given a set of elements in the universe U and the set S of elements to be represented by a Bloom filter such that $S = \{x_1, x_2, \dots, x_n\}$ where n is the number of elements in S . The Complement Bloom Filter (CompBF) [LLY15] proposes the use of an additional set called the *Complement set* S^c that holds the complement elements of the ones in S to reduce the false-positive answers. $F(S)$ is the set of positive answers returned by the Bloom filter where for k hash functions, all $h_i(e) = 1$ where $1 \leq i \leq k$ and $F(S) - S$ stands for the false-positive answers. Therefore, it is possible to write

$$F(S) = S \cup F(S) - S.$$

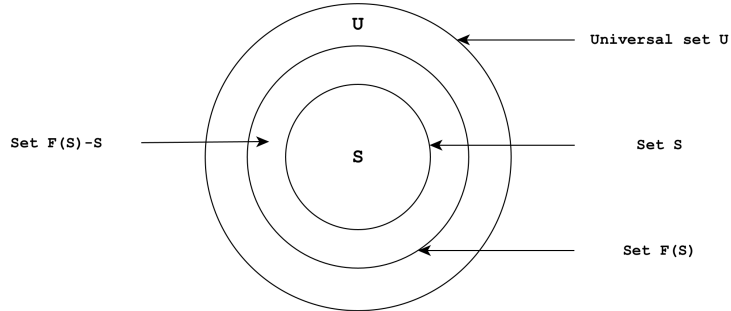


Figure 8: The sets representation for U , S and $F(S)$ in a standard BF

Consequently, Lim et al. preferred using another Bloom filter to keep track of the elements of S^c , and this new set is in use for the Bloom filter positive answers validity checking purpose such that when the additional Bloom filter of the set S^c is queried for an element e , the negative answer referring to the non-existence of the e means a true positive in the set S .

Lim et al. divides the universal set U into two sets S and S^c , also, it can be split into $F(S)$ and $F(S)^c$ where $F(S)$ is the disjunction of $F(S) - S$ and S , in the other hand, $F(S^c)$ is the disjunction of $F(S^c) - S^c$ and S^c . In both sets S and S^c , $F(S) - S$ and $F(S^c) - S^c$ stand for the false-positive answers for each set respectively. Therefore, two equations are concluded:

$$F(S) \cap F(S^c) = (F(S) - S) \cup (F(S^c) - S^c) \quad (17)$$

and secondly:

$$(F(S) - S) \cap (F(S^c) - S^c) = \emptyset \quad (18)$$

Eq. 17 means that a false positive answer would come from either one of the sets and not both of them, as Eq. 18 is showing, and in this case, the use of an off-chip hash table is needed to decide the element e 's membership.

Now, for the false positive probability of the whole filter (CompBF), there are several notations and equations to go over in order to arrive to final *fpp* of CompBF. We have T elements in the universal set U where S has n and S^c has n_c elements respectively, thus, the probability of set S denoted by $P(S)$ is equal to $\frac{n}{T}$ and $\frac{n_c}{T}$ for the $P(S^c)$ where $T = n + n_c$. Let's give the false positive probability for the second Bloom filter of an element $e \notin S^c$ but $e \in S$ and let's denote it as f_c :

$$f_c = \left(1 - \left(1 - \frac{1}{m^c} \right)^{k_c n_c} \right)^{k_c} \quad (19)$$

f_c is also considered as the conditional probability given a set S , $P(F(S) | S)$. (The same counts for the first Bloom filter of set S and it is given by f). Then, we can write the following:

$$P(F(S) - S) = P(S^c) \times f \quad (20)$$

$$P(F(S^c) - S^c) = P(S) \times f_c \quad (21)$$

Then, from Eq. 17 and Eq. 18:

$$P(F(S) \cap F(S^c)) = P(F(S) - S) + P(F(S^c) - S^c) \quad (22)$$

And since $P(F(S) - S)$ and $P(F(S^c) - S^c)$ represent the false positive probabilities of both Bloom filters of the sets S and S^c respectively, then:

$$P(F(S) \cap F(S^c)) = P(S^c) \times f + P(S) \times f_c \quad (23)$$

Finally, as Eq. 23 shows, this is the conclusion that the false positive probability of *CompBF* is the sum of both filters' false positive probabilities.

4 Space-efficient Bloom Filters

4.1 d-left Counting Bloom Filter (dl-CBF)

As counting Bloom filter achieves a better memory usage (space-efficient) by allowing more false positives, dlCBF [BMP⁺06b] aims at obtaining more space-saving by applying another hashing function called *d-left*.

dlCBF is a counting Bloom filter using a d-left hashing and a structure that looks like a bit array. This hashing method is about dividing the bit array into d subtables where each subtable contains b buckets where the total number of buckets is B and the number of buckets for each subtable is $\frac{B}{d}$. Each cell in a bucket contains a fingerprint and a counter, and the fingerprint consists of a *bucket id* and a *remainder*. For inserting new incoming items, some uniform choices of buckets from each subtable must be done and then the element is inserted in the corresponding d buckets with the least number of items. In the case of a tie, we choose the bucket with the leftmost subtable. So far, the odds that a false positive occurs happen only when $H(x) = H(y)$ where $x \in S$ and $y \notin S$, and in addition to that, this method is flawed as that when an element y is inserted after the insertion of another element x , there is a possibility that both elements have the same remainder, therefore, when a user or an application intends to delete x from the *dlCBF*, it would be confusing whether the remainder belongs to x or y , especially that the remainder would be stored in x 's bucket in two different positions, so, deleting both copies would lead to a false negative.

A solution for the latter issue, according to Bonomi et al. is using a hash function of two phases, the first phase is to obtain the fingerprint f_x ($f : x \leftarrow [B] \times [R]$) where R is the range of the remainders, and in the second phase, additional permutations $P_i f_x$ for $1 \leq i \leq d$ are used in such a way that when an element is inserted, a check over the existence of the bucket b_i and remainder r_i is performed, if it exists already, then the corresponding counter is incremented and the chances for a collision occurrence are less probable.

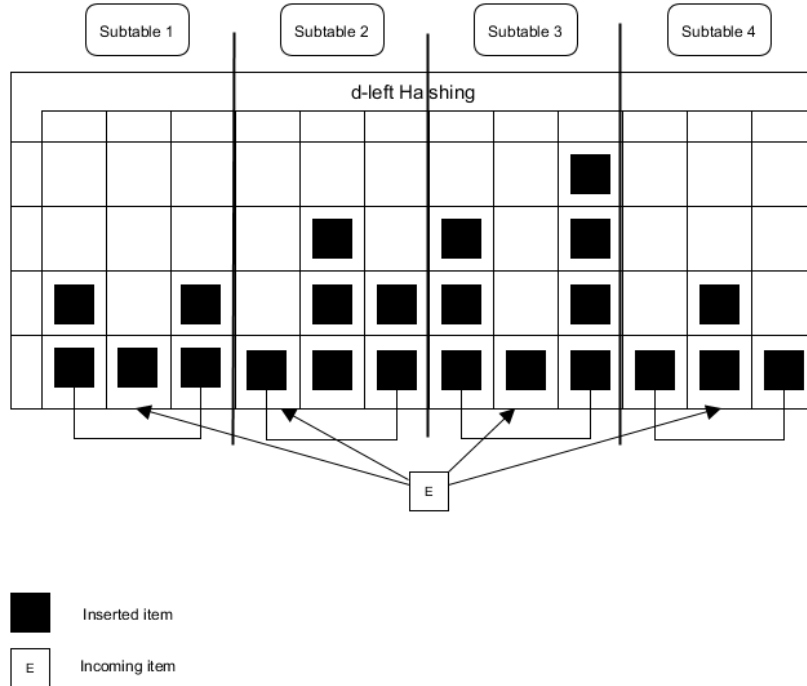


Figure 9: d-left Hashing

4.2 Memory-optimized BF

The Memory-Optimized Bloom filter or as Ahmadi et al. call it, the Bloom filter with an additional hash function (BFAH) [AW08] addresses the excessive memory usage in the conventional Bloom filter where it stores c copies of an item and only one copy is used after the lookup operation. BFAH, suggests the usage of an additional hash function that selects one memory address where the item is to be stored.

When an item e comes, it will be hashed to k slots using k hash functions in the bit-array where each cell points to a memory address. After the hashing, the process to select one physical memory address to store e is performed by the additional hash function k' . This operation maps the hashed item to one memory address which avoids creating $c - 1$ unnecessary copies by the standard Bloom filter. It is important to note that this approach does not annul completely the false positives.

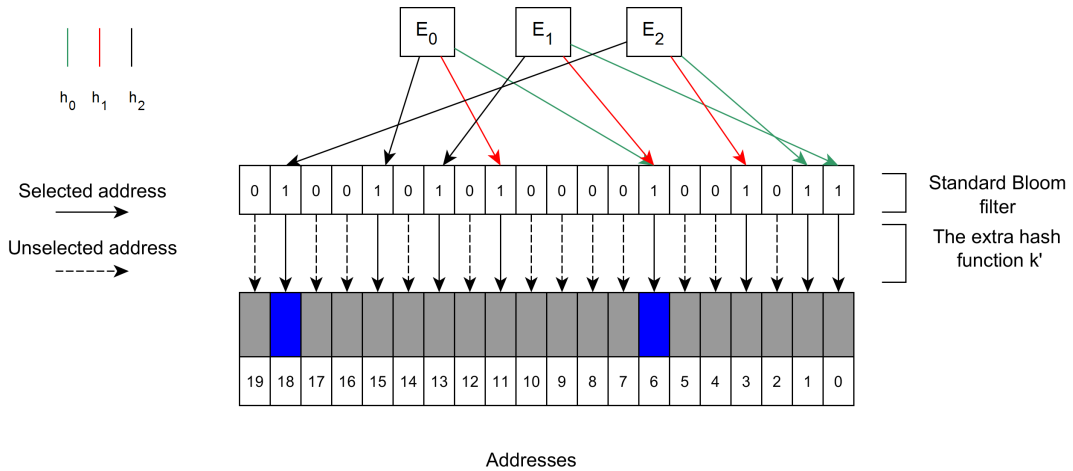


Figure 10: An example showing the process of inserting 3 items to the filter where a standard Bloom filter is used in the middle of the process

Fig.10 shows the insertion process to the BFAH filter. To insert the element E_0 , 3 hash functions are used h_0, h_1 and h_2 to insert the element to the middle Bloom filter, and the extra hash function k' is responsible for mapping the element to the selected memory address. For example, when inserting E_0 , the array locations 6, 11 and 15 are set to 1 then by using k' which is a simple hash function ($element's\ index\ mod\ k$). Therefore, the hash value refers to the memory address 6 where the element to be stored (Slot in Blue in Fig.10). The same for element E_1 and the array locations 0, 6 and 13 are set to 1, however, after using the extra hash function, a collision can be detected (false positive) where the selected memory address is the same as the one selected by E_0 which is 6.

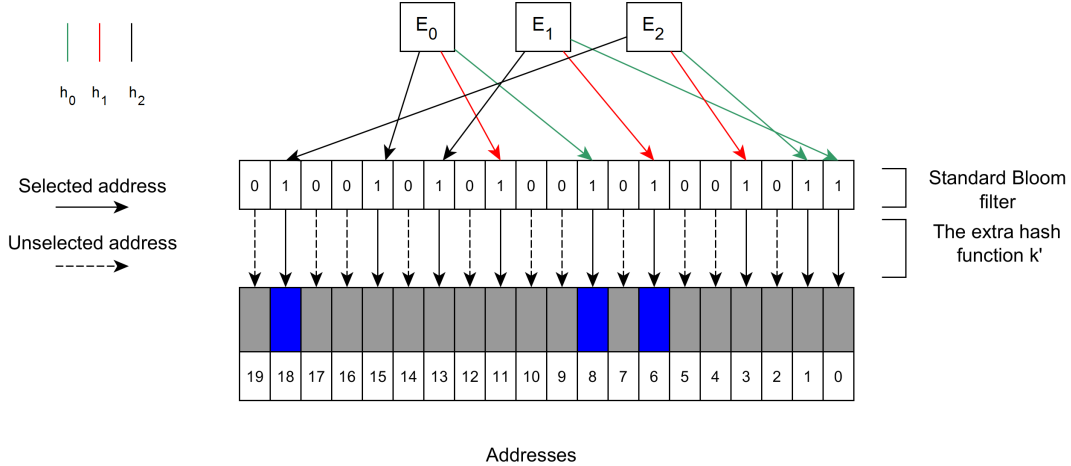


Figure 11: Another example of insertion without false positives

Fig. 11 shows a case where there is no false positive, the address location 8 is selected for element E_0 and another address 6 for the element E_1 .

4.3 Matrix BF

The Matrix BF (MBF) [GA11] aims to detect copy-paste similarities between documents in a database. The Matrix Bloom filter is an array of rows where each row is a Standard Bloom filter and represents a single document. The MBF has two main operations, insertion and similarity detection. For insertion, It retrieves a document D_i from a database and divides it into chunks of sub-strings according to 4 chunking styles so the similarity detection system would be chunking style-independent. After the splitting process, the MBF hashes all the chunks using k hash functions and sets the corresponding bit locations in the document D_i 's Bloom filter to 1. This process is run for all the documents desired to be in the MBF. Detecting copy-paste similarity is almost similar to the insertion phase, for instance, when a document D_i is to be queried, then it will be split into chunks and then hashed using the predefined hash functions, and these two operations are the same in the insertion. However, to compare this document with another or many documents, the MBF performs the *AND* operation bit by bit on each pair of document's bit-array, and the result would show the similarity degree between the documents. At the end of this operation, if the number of resulting 1s is greater than a predefined similarity threshold then it is highly probable similar to the document(s) that is in comparison with.

4.4 Forest-Structured Bloom Filter

Since the standard Bloom filter is placed in the RAM, it is put in a memory restriction due to RAM limited space. The Forest-Structured Bloom filter (FBF), as an improved version of the flash-memory Bloom filters, is introduced to get rid of the RAM space restriction by depending on the flash memory-based Solid State Drive (SSD).

FBF divides the SSD space into sub-FBFs and organizes them into k layers wherein each layer there are δ sub-FBFs grouped into physical blocks in the flash memory, the FBF structure is organized in Forest shape. Each block from a layer i has c children except for the leaf ones.

In case the dataset size fits the RAM, there will be no need to move to the flash memory, and only the first layer with the highest number of blocks is located in the RAM with similar functionality as the

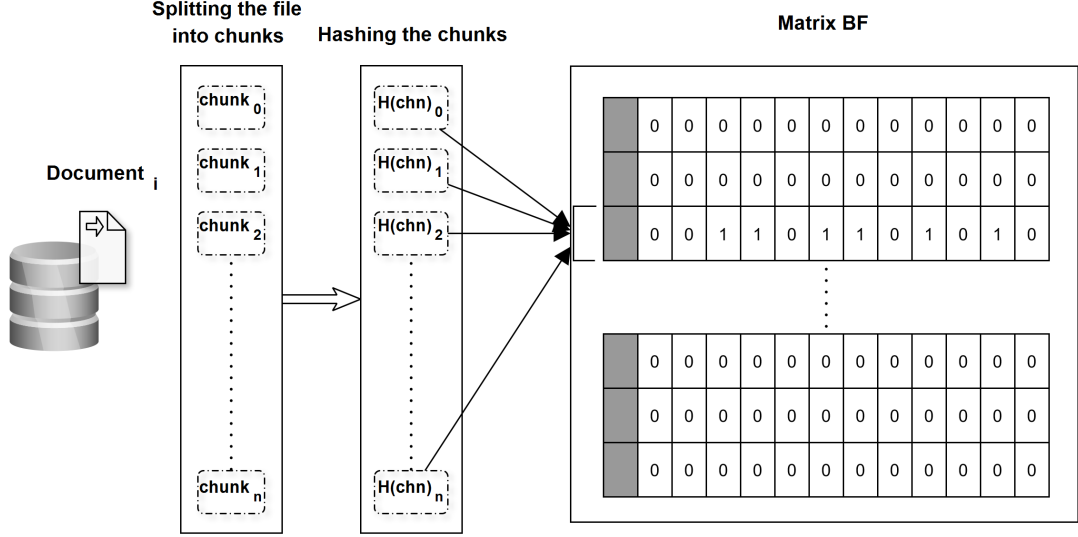


Figure 12: Splitting the i^{th} document into chunks then hash them to their bit positions in the i^{th} Bloom filter of the matrix

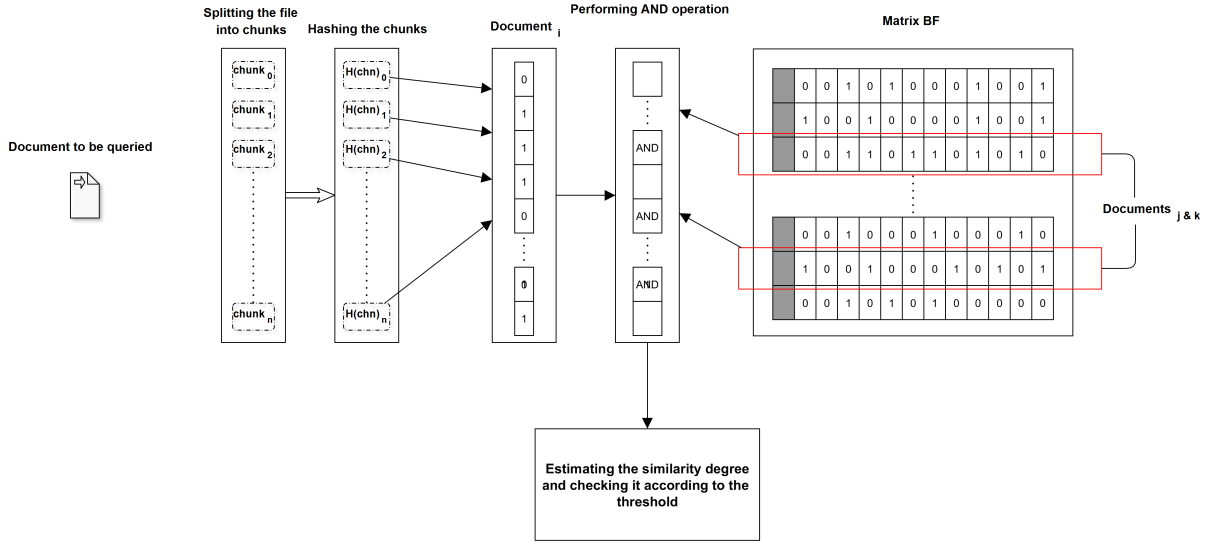


Figure 13: The process of detecting similarity between document i and documents j and k

conventional Bloom filter. On the other hand, if the dataset size exceeds the RAM capacity then the FBF is moved to the SSD and c children blocks are added to each block so they form a new lower layer, there is a capacity, C for each layer, once it is reached, a new layer is formed by inserting more block children of the previous layers' blocks. Consequently, the RAM will be used as a buffer during the insertion process. For querying an element e in FBF, it is based on several hash function groups, first, by applying h_0 on the element e , the *block_id* is identified. Second, $h_1(e)$ helps to identify which sub-BF is responsible for the element e . And last, a set of k' independent hash functions are used to check the bit positions in the sub-BF, if all are 1 then e exist in the filter, otherwise, one of the children blocks of the current block (where e was checked and was not found) is selected to pursue the lookup process in it, the next block is selected by applying:

$$\begin{aligned} block_id &= block_id \times c + num_block_root \\ block_id &= block_id - (h_1(e) \gg length - layer_{parent} \times \log_2 c) \% c \end{aligned} \quad (24)$$

Following equation 24, the next sub-BF's index is located and therefore the lookup process continues

from there. If the process keeps giving negative responses about the existence of the element e then it is deduced that e is not a member of the filter and needs to be inserted for further potential queries.

4.5 Compacted Bloom Filter

As the network’s bandwidth must be saved to the maximum during transmissions between the network nodes, in some cases, the Bloom filters may impact the network especially when it is needed to send them back and forth between the nodes frequently. The Compacted Bloom filter (CmBF) [MJR16] uses less space and therefore is faster while transmitting over the network. To generate a CmBF, the original Bloom filter is divided into k blocks, each of n elements. The CmBF is an array of n indices where each index is of m bits. Each m bits on each index represents the bit pattern in the standard Bloom filter, in other words, $index.i$ in the CmBF stands for the i^{th} bit from each block in the Bloom filter. The method of assigning index values for each index in the CmBF is by checking the bit patterns in the standard Bloom filter and see whether the pattern S_i contains 1 or not, therefore, 4 cases can be distinguished:

- if S_i contains no 1’s then $CmBF[i] = 0$ (in binary)
- if S_i contains only one 1 then $CmBF[i] = r$ where r is the index of the block in which the corresponding bit was set to 1.
- if all the bits of S_i are 1s or half or more than the half of the bits of S_i are 1s then $CmBF[i] = 2^m - 1$
- if less than the half of bits of S_i are 1s then a random block which contains the i^{th} bit position which is 1 and assign its index as the index value of CmBF i.e. $CmBF[i] = t$ where t represents the index of the block in the standard Bloom filter.

This method introduces more false positives and false negatives too since in the 3^{rd} the CmBF considers the bits which are set to 0 as 1s (increasing false positives rate), and in 4^{th} the filter considers the bits which are set to 1 as 0s, as a result, it increases the false negatives rate. One solution proposed by the authors is that they introduced a new rule to make use of all the index values in the mapping from bit patterns to the CmBF indices. The new rule states that if the bit pattern value $S_{i_{val}} < 2^m - 1$ then the index in CmBF is assigned the bit pattern’s value. Concerning the query in CmBF, after it is sent over the network, a new standard Bloom filter can be constructed based on the CmBF and the membership query is performed on the bit patterns in the newly formed Bloom filter. The CmBF has occupied less space than the standard Bloom filter and has a lower false-positive rate, however, it still introduces false negatives.

5 Computationally-optimized Bloom Filters

5.1 One-Hashing Bloom Filter

One Hashing Bloom Filter (OHBF) [YW⁺15] is another variant of the standard Bloom filter, the key idea about OHBF is that it uses only one hash function plus some other operations to reduce the computations overhead caused by using k hash functions. In a nutshell, the OHBF divides the bits vector of the standard bloom filter into chunks or partitions m_i where $k = i$, each partition is of different size, during the insertion process, the item is hashed using only one hash function $h(e_j)$ then the algorithm applies a modulo operation $h(e_j) \bmod m_i$ so that it will flip the corresponding bit inside the m_i partition into 1.

5.2 Ultra-Fast Bloom Filter

The Ultra-Fast Bloom filter (UFBF) is a compact randomized data structure that supports a quick membership query that copes with high-speed network links. The filter consists of l blocks where each block is a set of k words of length w , thus, the whole size of the UFBF equals to: $m = l \times k \times w$.

To insert an element in the Ultra-Fast Bloom filter, first, a block is randomly selected using the hash function h_0 ($h_0(x) = block_i$), after that, the rest of the k hash functions are used to set the corresponding bit locations to 1. These bit-locations are selected from each word in a way that each word is associated with a hash function ($h_i(x) = word[i]$) where $1 \leq i \leq k$.

Querying an element in UFBF is quite similar to the insertion where first, the targeted block is selected using h_0 then the picked bit-locations are checked whether they are set or reset. If all are set then the query is answered positively, otherwise, it does not exist in the set S .

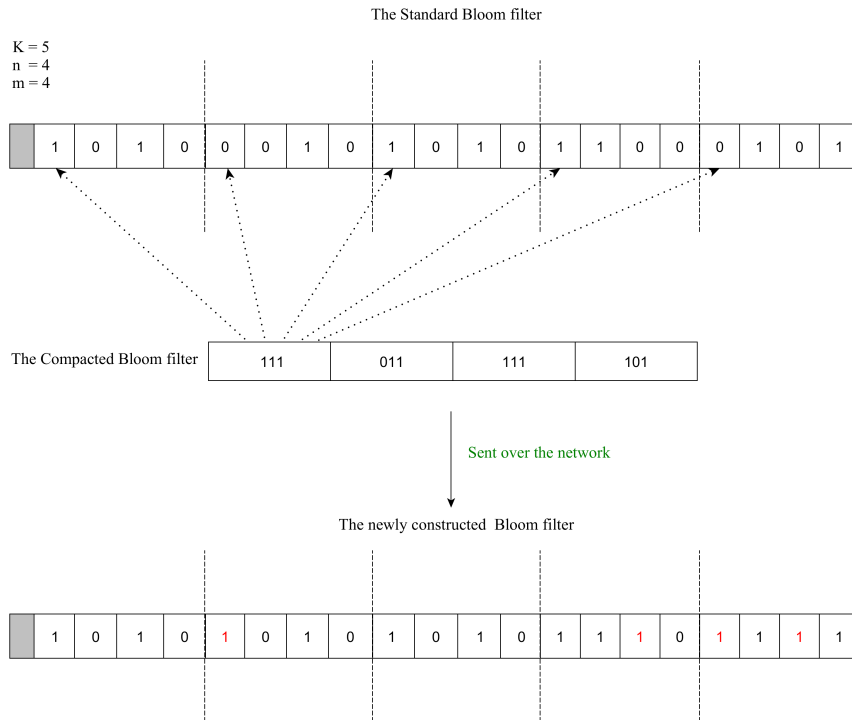


Figure 14: An example showing the process of converting the standard Bloom filter to a Compacted one and send it over the network, then rebuilding it again. It appears that in the newly constructed Bloom filter, it altered 4 bits from 0 to 1 (the bits marked in red)

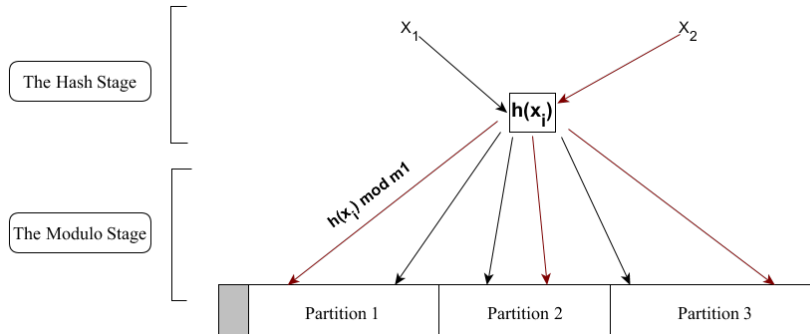


Figure 15: One-Hashing Bloom Filter showing two stages of hashing and mapping to different partitions of the bits vector where $k=3$, $n=2$, and only one hash function

6 Bloom Filters dealing with Multisets

6.1 Spectral Bloom Filter

The work of [CY03] introduces a variant of the Bloom filter, the Spectral Bloom filter (SBF). It pays the trade-off of using more memory space than the standard Bloom filter, furthermore, it handles insertion/deletion operations over the datasets. SBF presents a small change in the original structure where it uses counters instead of bit flags which is nearly similar to the Counting Bloom filter. The Spectral Bloom Filter is considered a similar structure to the Counting Bloom Filter (CBF) where both can increase and decrease the h counters of the elements, therefore, the filter is considered as fully supportive for both insertions and deletions. The slight difference between *CBF* and *SBF* is that the latter uses only the minimum i^{th} counter as an estimator for an item's frequency. Furthermore, the *SBF* optimizes the used data structure by increasing only the minimum i^{th} counter among all the h counters,

which improves further the accuracy of an item frequency estimation.

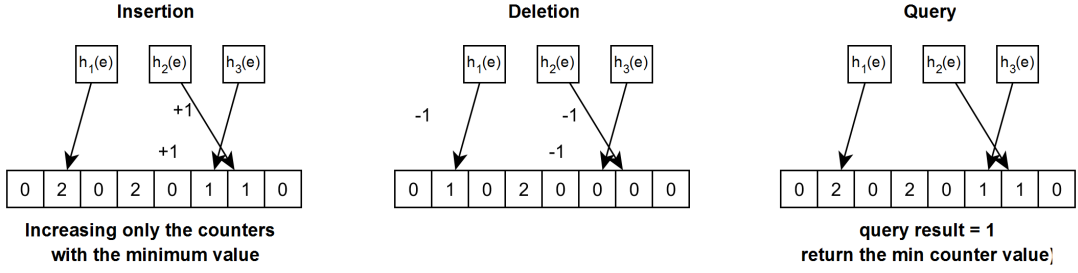


Figure 16: Insertion/Deletion/Query operations for Spectral Bloom filter

6.2 Adaptive Bloom Filter

The Adaptive Bloom filter (ADF) [MHK08] can be considered as a variant of the Counting Bloom filter, in addition to the counting feature that allows extracting the inserted items' frequencies by assigning a counter to each item, it implements an incremental dynamic hash functions creation. The key idea is to insert the incoming item into the filter as the standard Bloom filter also does, then, the ABF calculates a new hash value using the $k^{th} + 1$ hash function (assuming that initially there are k hash functions) and set the corresponding location in the bit array to 1 and so on, it continues at the same pace until it reaches the $k + N + 1^{th}$ hash function wherever the bit is 0.

During the query process, the filter responds to the membership query and returns N as the number of occurrences of the item under the condition that the used hash functions are independent and the collisions rate is zero [MHK08].

The improved ABF is an enhanced version of ABF where 2 more bits are added to the filter to reduce the error rate of reporting the items' frequencies. The simulations were run on a *zipf*'s distribution and the trials showed that the ABF can be used in unpredictable datasets.

6.3 The Shifting Bloom Filter

The Shifting Bloom filter (*ShBF*) [YLS⁺16] is a probabilistic data structure that processes the Membership, Association and Multiplicity set queries and aims to use less memory than what the *Standard Bloom filter* uses. Moreover, the main goal for this structure is to store auxiliary information about members set within the filter without needing additional memory, as it were to be in the *Standard Bloom filter*.

The basic idea behind *ShBF* is record the item existence information and an additional one concerning the item, for example, the item's multiplicity or type. So, when the item is inserted using k independent hash functions in a bit array of size m , the k bits $h_0(x) \bmod m, h_1(x) \bmod m, \dots, h_k(x) \bmod m$ are set to 1, furthermore, the bits at $(h_0(x) + o(x)) \bmod m, (h_1(x) + o(x)) \bmod m, \dots, (h_k(x) + o(x)) \bmod m$ are also set to 1 which represent the auxiliary information of the inserted item. $o(x)$ stands for the offset of the element. However, in order to decrease the number of memory accesses, $\frac{k}{2}$ bits will be used to store the existence information, and the other $\frac{k}{2}$ bits to store the auxiliary information such that for each element $x \in S$, the bits at $h_1(x) \bmod m, \dots, h_{\frac{k}{2}}(x) \bmod m$ and the other bits at $h_1(x) \bmod m + o(x), \dots, h_{\frac{k}{2}}(x) \bmod m + o(x)$ are set to 1. While querying an item, if all the k bits are set to 1 then $x \in S$ otherwise $x \notin S$.

The *false positive rate* for *ShBF* is given by:

$$f_{fpr} \approx (1 - p)^{\frac{k}{2}} \left(1 - p + \frac{1}{\bar{w} - 1} p^2 \right)^{\frac{k}{2}} \quad (25)$$

where \bar{w} is a function of machine word size, and $p = e^{-\frac{nk}{m}}$ such that n is the number of elements in the filter, m is the filter's size.

7 Bloom Filters dealing with dynamic sets

7.1 Dynamic Bloom Filter Sketch

The Standard Bloom filter treats the membership queries of datasets that are considered static and of a fixed size whereas, in real-life examples, these datasets are updated frequently either by inserting or deleting items. The fact that the Bloom filter cannot deal with these dynamic datasets makes it an imperfect structure. Therefore, a new data structure called *Dynamic Bloom Filter (DBF)* was suggested by [GWC⁺10] to deal with both static and dynamic datasets and to handle insertion and deletion operations. *DBF* is actually a set of b *Standard Bloom Filters*. During the insertion process, an incoming item is inserted inside the *ActiveSBF*, which is an SBF that still has enough capacity to handle new items. In the case that inserting a new item to the SBF is not possible, the *Dynamic Bloom Filter* will create a new active SBF and hash the item into it, then increments the number of the active SBFs b by 1. The DBF performs the deletion process by:

1. Identifying the SBF containing all the $h_i(x)$ hashes of the item x , where they must be all set to a non-zero value. If there is only one value set to 0, then the deletion will be aborted. If the hashed values are included in many SBFs, then the process will be stopped since it will be impossible to be certain that the erased item is the same one to be deleted.
2. After deleting x , a *Merge* operation is called to replace two active SBFs with their union in case of their union doesn't exceed one SBF's capacity: $activeSBF.n_1 + activeSBF.n_2 \leq C$, where C is the capacity of one SBF.

Before going through the *False Positive Probability*, it is important to note that the *Dynamic Bloom Filter* is a set of *Standard Bloom Filters*, and here, the *SBF* is meant to be the *Counting Bloom Filter* since it has the property of deleting items from the filter. Hence, it is comparable to *DBF* (i.e. both have the insertion/deletion features). The *False Positive Probability* can be one of two formulas depending on the cardinality of the set N and an *SBF's* capacity C :

1. The *fpp* of the *DBF* is the same as a *SBF's* probability given previously in equation (2) if the cardinality of the set is greater than the capacity of an *SBF* from the *DBF*.
2. Otherwise, the false positive probability of the whole *DBF* depends on the probabilities of its *SBFs*; therefore, the *fpp* of the first $p - 1$ *SBFs* is denoted by $f_{m,k,C'}$ and $f_{m,k,N_{last}}$ such that $N_{last} = N - C \times [N/C]$ represents the *fpp* of the last *SBF*. Thus, the probability that not all counters of the *SBFs* are not zero can be given as:

$$\begin{aligned}
 f_{m,k,C,N} &= 1 - (1 - f_{m,k,C,C})^{[N/C]}(1 - f_{m,k,C,N_{last}}) \\
 &= 1 - (1 - (1 - e^{-k \times C/m})^k)^{[N/C]} \\
 &= 1 - (1 - e^{-k \times (N - C \times [N/C])/m})^k
 \end{aligned} \tag{26}$$

Here, m stands for the number of bits in the bit vector, and k represents k independent hash functions.

7.2 Weighted Bloom Filter

The Weighted Bloom Filter [BGAJ06] suggests a method of a dynamic assignment of hash functions to each element of the set that is going to be inserted into the filter. The way of determining the number of hash functions to be used for each item is decided by its query frequency f_e and its probability of being a member x_e of the set S . The formula of the Weighted Bloom Filter's false positive probability, which is the sum of each element's false probability, is given as:

$$P_{fp} = \sum_{e \in U} r_e \cdot (1 - p)^{k_e} \tag{27}$$

where e is the element, and

$$r_e = \frac{(1 - X_e)f_e}{\sum_{i \in U} (1 - X_i) \cdot f_i} \tag{28}$$

X_e represents an indicator of an element's existence, 1 shows that the element e exists and 0 for the opposite. r_e is the normalized query frequency of the element e . Here k_e denotes the nk in the standard Bloom filter.

Moreover, it was shown that the Weighted Bloom Filter is a generalization of the standard bloom filter considering the case where both f_e and x_e are constant which means that the query frequency and the membership likelihood are similar for all the items in the universe U .

A drawback of the Weighted Bloom Filter is that the value of k_e has to be calculated before each query process such that if an element is being queried frequently then k_e has to be calculated over and over which causes more computational overhead.

7.3 Invertible Bloom Lookup Tables

This variant of the standard Bloom filter (*IBLT*) [GM11] supports an additional operation other than what the standard Bloom filter provides which is listing the pairs it contains as long as the number of these pairs (x, y) does not exceed a predefined threshold ρ . Concerning the structure of the *IBLT*, it is divided into m cells in which the cells are organized in k sub-tables, each of size m/k to guarantee that the hashes are mapped into a distinct location. The insert process is straightforward so whenever a new pair is inserted, three fields corresponding to a specific cell will be modified as follows:

- 1) $T[h_i(x)].count+ = 1$
- 2) $T[h_i(x)].keySum+ = x$
- 3) $T[h_i(x)].valueSum+ = y$

where this operation is repeated for all k hash functions used in the *IBLT*. The delete operation is simply performed by applying the subtraction instead of addition while there is the *GET* operation which is the lookup process, it is similar to the one in the standard bloom filter. On the other side, the *LIST_ENTRIES* operation is responsible for extracting all the entries in the cells which have non-zero counts. At the end of this process, if Table T is empty then the output list is the whole set of entries in the *IBLT*, otherwise, this method has only output a partial list of the entries (key-value pairs) in the *IBLT*.

8 Bloom Filters with multi functions and purposes

8.1 Counting Bloom Filter

In the standard bloom filter, we usually use d hash functions to map each item to its cells in the bit array we have for satisfying membership queries, however, this technique suffers from a drawback, standard bloom filters cannot support deletions, therefore, [FCAB00] suggested a variant of bloom filter which is CBF (Counting Bloom Filter). CBF uses counters instead of bits so when a new item comes, the counter is incremented by 1 and decremented by 1 in case of deletion. For memory concerns, [FCAB00] suggested 4 bits per counter and considered as sufficient for many applications. In previous sections, we have shown some variants of the Counting Bloom filter.

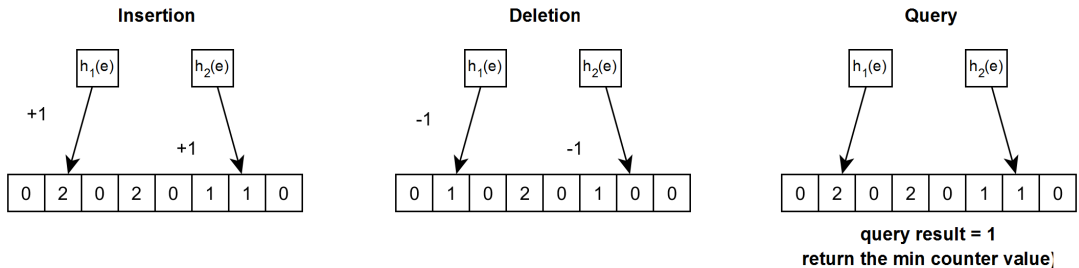


Figure 17: Insertion/Deletion/Query operations for Counting Bloom filter

8.2 Deletable Bloom Filter

The idea behind the Deletable Bloom filter [RMVM10] is simply to guarantee the prevention of false negatives occurrences while deleting items from the filter which is achievable only by paying a trade-off with memory space where there is a filter of size m divided into k regions and a part of the filter's space

is reserved for encoding the regions where the collisions occurred. Therefore, the insertion process will have a slight change after hashing an element to different bits using d hash functions, after insertion, when a collision occurred, then the region which witnessed the (bits overlapping) will be encoded in the extra space as a non-deletable region indicating which region is the intended one. Furthermore, during the removing process, an item is deleted by resetting its k bits to 0 if they are in collision-free-regions (this information can be extracted from the extra space).

The probability of an item being deletable is given by:

$$p_d = (1 - (1 - p_c)^{\frac{m'}{d}})^h \quad (29)$$

where; h is the number of hash functions, d is number of regions obtained after dividing the filter's bits array, m' is the size of the filter without the region responsible for encoding the collision-free-regions and p_c is the probability that at least a collision occurs in one bit cell given by $p_c = 1 - p_1 - p_0$.

The previous implementation showed that the increase in the extra used memory space for regions encoding has effect on the deletion process and false positive rates.

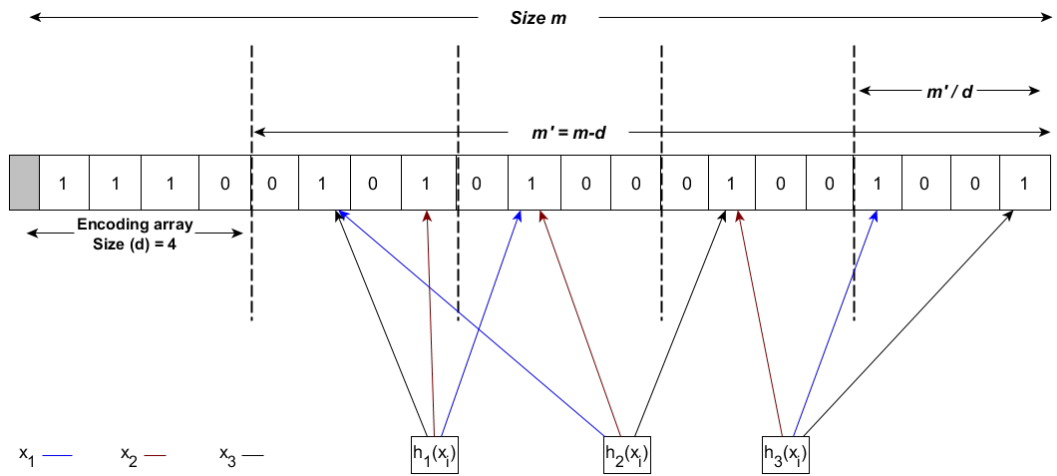


Figure 18: Deletable Bloom filter's structure

8.3 Distance-Sensitive Bloom Filters

The Distance-Sensitive Bloom filter (D-SBF) [GPSS16] is a variant of the standard BF which answers queries of the form "Is element e close to an element of the sub-set D of the original data stream?". The basic element of which this filter is built on is the locality-sensitive hashing function and it aims at differentiating between elements e where $d(e, x) \leq \epsilon$ and elements e where $d(e, x) > \delta$ and the parameters $0 \leq \epsilon < \delta$, (d is the distance metric) supposing that we have a finite set $S \subset D$ and $x \in S, e \in D$. which means that distance-sensitive bloom filter allows a margin of both false positives and false negatives. The case where ($\epsilon = 0$) represents the standard bloom filter with no false negatives. Figure 19 shows the distance calculated as d .

8.4 Persistent Bloom Filter

As mentioned before in the *Standard Bloom Filter*, this compact data structure answers membership queries about the existence of items in a given data sets, however, one of the shortcomings of this structure is that it responds only to whether an item exists or not, and it doesn't cover temporal queries which ask for the existence of some actions or items depending on a time interval or it expensively treats this sort of queries. Persistent Bloom filter *PBF* was designed and proposed by [PGL⁺18] to cover temporal queries and it is considered as a data structure for temporal membership testing queries. It is composed of neatly selected SBFs where each standard bloom filter is responsible for a subset of items distributed according to time intervals. PBF decomposes a single temporal membership testing query (tmt-query) into n standard membership testing queries and distributes them to the SBFs. Peng et al. addressed the problem of the *fpp* getting increased to the n -th power since a tmt-query of length n will be decomposed

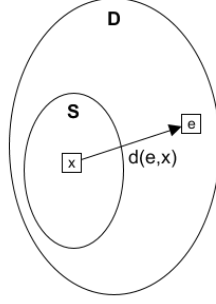


Figure 19: A figure showing the distance calculated by the metric d

into n tmt-queries to an *SBF*. Therefore, they proposed a data structure which complies better than the standard one which is *PBF* with its two forms *PBF-1* and *PBF-2*.

8.5 Cuckoo Filter

Although the Bloom filter is useful for answering the membership queries for items in a given data streams with minimum false positives, however, it is still not efficient in dealing with deletion operation, [FAKM14] presents Cuckoo Filter which provides a solution to deal with deletions in Bloom Filters. Cuckoo filter insertion process is based on using two hash functions h_1 & h_2 and an array of buckets, when an item x is going to be inserted, if there is at least an empty bucket corresponding to x then a fixed-size fingerprint of the item x ¹ is added to the free bucket and the process is completed, otherwise, if both buckets were occupied by previously added items, then the algorithm applies a "relocating process" where the item occupying that bucket will be relocated to another free bucket and the new item x is placed in the newly freed bucket.

An essential detail concerning the insertion process, when it is needed to get the item x to be relocated while adding another item, and since the items' fingerprints are used, therefore, the relocating process would be hard because the item x cannot be recovered. Therefore, Fan et al. used a method called *partial-key cuckoo hashing* which uses the item x 's fingerprint in finding the candidate buckets. The equation (30) makes use of the property of the \oplus operator such that the new location where the item to be relocated is calculated without getting the original item and hashing it.

$$\begin{aligned} h_1(x) &= \text{hash}(x) \\ h_2(x) &= h_1(x) \oplus \text{hash}(\text{fingerprint}(x)) \end{aligned} \quad (30)$$

And the new location is calculated this way:

$$j = i \oplus \text{hash}(\text{fingerprint}(x)) \quad (31)$$

Concerning the deletion, it is a basic operation where the Cuckoo filter checks both buckets for the existence of the item to be deleted, if there is a match with the fingerprint of the item in either of the buckets, that fingerprint is removed from the bucket.

As the Cuckoo filter claims to be a space-efficient structure that outperforms the standard Bloom filter, it is important to highlight the optimal parameters which provide the most efficient space usage, therefore, we can give the space efficiency formula as the following:

$$C = \frac{\text{table_size}}{\text{Num.ofitems}} = \frac{f \cdot \{\text{num.ofentries}\}}{\alpha \cdot \{\text{num.ofentries}\}} = \frac{f}{\alpha} \quad (32)$$

Where:

- f : number of bits for each fingerprint
- α : the hash table's load factor
- C : the space cost required for each item

¹Hashing the items into fixed-size fingerprints before adding them to the hash table for space efficiency purposes

Furthermore, some factors play an important role in reducing C to the minimum, knowing which value of fpp is chosen and the best possible bucket size b . Fan et al. introduced an additional technique to improve the space usage called *Semi-sorting buckets*.

8.6 High-Dimensional Bloom Filter

As it has been seen before in the Standard Bloom filter [Blo70], it maps each item from a set into a bit vector with a false positive probability, the High-Dimensional Bloom Filter (HDBF) [SYOG18] extends mapping strings into bit arrays to hashing more high dimensional data like vectors into counter arrays using a modified hash function which discretizes vectors of high numerical dimension (in the paper it is the `sax_hash` function). More formally, the HDBF can be represented as:

Initially, the HDBF has a counter array where all counters are set to 0, and k hash High Dimensional Integer Hash function (HDIH) (intuitively independent hash functions) h_i . The dataset is a set of multi-dimensional n vectors $S = V_1, V_2, V_3, \dots, V_n$. When a vector of the set S is mapped in to the HDBF with h_i then its corresponding counter positions ($h(V_i) \bmod m$) will be increased by 1 (m is the array size). Concerning querying the HDBF, by going through all k HDIH functions, if the $h(V(q)_i)$ are greater than 1 then q is an element of the set S with an FPP (false positive probability), otherwise, it is definitely not. The false positive probability is given as: $f_{HDBF} = (1 - p)^k = (1 - e^{-\frac{kn}{m}})^k$ where p is approximately the probability of a one counter remaining 0.

9 Conclusion

The growth of the recent applications in machine learning [RBL19], networks, and other several fields is increasing so fast and the variants of the Bloom filter are relatively exploding since the data sources, sizes, and flow are related to recent domain applications such as Deep learning, high-performance computing, privacy-preserving algorithms, and other domains.

In this survey, we tried to present variants of Bloom filters and support them with figures explaining the way it answers the membership queries using less or more memory space than what the *Standard Bloom filter* uses, more specifically, showing how each work balances the trade-off between the accuracy and the memory budget.

The work is concluded by Bloom filters classification according to the application domain of each filter. We believe that this survey would help new researchers who are getting more familiar with the Bloom filter, and also those who wish to select a specific filter based on their study's requirements. Moreover, we present a compact comparison between the Bloom filters mentioned in this survey based on their main traits (Counting, False negatives, and Deletion operation) in addition to the type of the filter's result, either a True/False answer or an item/pair frequency. This comparison was inspired by the work of [LGM⁺18].

Table 1: The main traits of each bloom filter variants-(C)Counting-(D)Deletions-(FN)False negatives

The Filter	Main Trait	C	D	FN	Result
Standard Bloom Filter	Membership query, $x \in ? S$	No	No	No	Boolean
Cuckoo BF	Using cuckoo hashing in bloom filter	No	Yes	No	Boolean
Counting BF	Membership query + Item's frequency	Yes	Yes	/	Boolean / Frequency
Compressed BF	Compressing the filter for transmission	No	No	No	Boolean
Conscious BF	Adapting Num. of hashes of x to its popularity	No	No	No	Boolean
Dynamic BF	Growing dynamically + Allowing Deletions	Yes	Yes	No	Boolean
Persistent BF	Supporting temporal membership queries	No	No	No	Boolean
Spectral BF	Item frequency queries	Yes	Yes	/	Frequency
D-left Counting BF	Membership + freq. queries + d-left hashing	Yes	Yes	/	Boolean / Frequency
The Bloomier Filter	Frequency & function value	Yes	No	No	Frequency of functions
Distance-Sensitive BF	Querying the distance to an item of a set	No	No	Yes	Boolean
Generalized BF	2 groups of Set (1) and Reset (0) hash functions	No	No	Yes	Boolean
High-Dimensional BF	Mapping dimensional data to counter arrays	Yes	Yes	/	Boolean / Frequency
Accurate Counting BF	Mapping items to multi-level counter arrays	Yes	Yes	/	Boolean / Frequency
One-Hashing BF	Using one hash function and modulo operations for items mapping	No	No	No	Boolean
Retouched BF	Allowing false negatives to improve the fpp rate	No	No	Yes	Boolean
Deletable BF	Removing items is based on the probability p_d	No	Yes	No	Boolean
Adaptive BF	Incremental dynamic hash function creation	Yes	No	No	Boolean
Weighted BF	Items get more bits according to its popularity	No	No	No	Boolean
IBLT	Difference between two sets + Holding the key and count value for each items	Yes	Yes	/	Boolean / Frequency
VI-CBF	Membership query + Item's frequency	Yes	Yes	/	Boolean / Frequency
Shifting BF	Membership query + Association + Multiplicity	No	No	No	Boolean
Yes-no BF	Membership query + false positive elements	No	No	Yes	Boolean

In Table 1, some brief information about the main characteristics of each bloom filter variant (including the standard bloom filter). Besides that, an information about the counting, deletion, false negatives occurring possibility is given under the (C, D, FN) columns. The type of the output of each bloom filter is indicated under the last column (Result). Additionally, it is substantial to point that this table is partially inspired from [LGM⁺18] and additional modifications and Bloom filter variants were brought to it.

Table 2: A table stating the distribution of bloom filter variants according to their application contexts - 1st Part

Sketches ¹	Networking ¹	Databases	Other
	[Blo70] [GA13]	[Blo70] [ZHJ ⁺ 15a]	
	[BM04] [BCMR04] ^a	[MC14] [CPM15a] ^d	[Blo70](Big Data)
Standard Bloom Filter	[CAPMN03] ^a [LTSS02] ^a	[LGW ⁺ 17] ^e [CKY ⁺ 14]	
	[Hsi01] ^b [RK02] ^b	[LGZ ⁺ 19]	
	[WW02] ^c [FKSS01] ^c [SGB ⁺ 18](IoT)		
Cuckoo BF	[FAKM14]		
Count-BF	[GA13]	[ZHJ ⁺ 15a]	
Compressed BF	[Mit01] [GA13]		[Mit01]
Conscious BF	[TRL12]		
Dynamic BF	[GWC ⁺ 10] [GA13]		
Persistent BF	[PGL ⁺ 18]	[PGL ⁺ 18]	
Spectral BF	[CY03] [GA13]	[CY03] [GA13]	[CY03](Big Data)
d-left Counting BF	[BMP ⁺ 06b][BM04]	[BMP ⁺ 06b]	

^aPapers collaborating to overlay and peer-to-peer networks

^bFor Resource Routing

^cPacket Routing

^dPrivacy-Preservation

^e Content Synchronization

Table 3: A table stating the distribution of bloom filter variants according to their application contexts- 2nd Part

Sketches ¹	Networking ¹	Databases	Other
	[CKRT04] [BM04]		
	[BCMR04] ^a [CAPMN03] ^a		
The Bloomier Filter	[LTSS02] ^a [Hsi01] ^b	[CKRT04]	[CKRT04]
	[RK02] ^b [WW02] ^c		
	[FKSS01] ^c		
Distance-Sensitive BF	[GPSS16] [SPS+02]	[GPSS16]	[GPSS16] [JDT05]
Generalized BF	[LVD07]		
High-Dimensional BF			
Accurate Counting BF	[BM04]	[LHZQ13]	[DG04] ^a
One-Hashing BF	[IYW+15]		
Retouched BF	[DBF06]		
Deletable BF	[RMVM10]		
Adaptive BF	[MHK08]		
Weighted BF	[BGAJ06]		[Jin09]
Invertible Bloom Lookup Tables	[GM11] [BMP+06a]	[GM11] [Sto10]	[GM11] (Privacy-Preservation)

^aMapReduce is a programming model and an associated implementation for processing and generating large data sets

References

- [AKC⁺15] H. Alexander, I. Khalil, C. Cameron, Z. Tari, and A. Zomaya. Cooperative web caching using dynamic interest-tagged filtered bloom filters. *IEEE Transactions on Parallel and Distributed Systems*, 26(11):2956–2969, Nov 2015.
- [AW08] M. Ahmadi and S. Wong. A memory-optimized bloom filter using an additional hashing function. In *IEEE GLOBECOM 2008 - 2008 IEEE Global Telecommunications Conference*, pages 1–5, 2008.
- [BCMR04] J. W. Byers, J. Considine, M. Mitzenmacher, and S. Rost. Informed content delivery across adaptive overlay networks. *IEEE/ACM Transactions on Networking*, 12(5):767–780, Oct 2004.
- [BGAJ06] Jehoshua Bruck, Jie Gao, and Anxiao Andrew) Jiang. Weighted bloom filter. pages 2304 – 2308, 08 2006.
- [Blo70] Burton H. Bloom. Space/time trade-offs in hash coding with allowable errors. *Commun. ACM*, 13(7):422–426, July 1970.
- [BM04] Andrei Broder and Michael Mitzenmacher. Network applications of bloom filters: A survey. *Internet Mathematics*, 1(4):485–509, 2004.
- [BMP⁺06a] Flavio Bonomi, Michael Mitzenmacher, Rina Panigrah, Sushil Singh, and George Varghese. Beyond bloom filters: From approximate membership checks to approximate state machines. In *Proceedings of the 2006 Conference on Applications, Technologies, Architectures, and Protocols for Computer Communications*, SIGCOMM '06, pages 315–326, New York, NY, USA, 2006. ACM.
- [BMP⁺06b] Flavio Bonomi, Michael Mitzenmacher, Rina Panigrahy, Sushil Singh, and George Varghese. An improved construction for counting bloom filters. In *Proceedings of the 14th Conference on Annual European Symposium - Volume 14*, ESA'06, pages 684–695, London, UK, UK, 2006. Springer-Verlag.
- [CAPMN03] F. M. Cuenca-Acuna, C. Peery, R. P. Martin, and T. D. Nguyen. Planetp: using gossiping to build content addressable peer-to-peer information sharing communities. In *High Performance Distributed Computing, 2003. Proceedings. 12th IEEE International Symposium on*, pages 236–246, June 2003.
- [CKRT04] Bernard Chazelle, Joe Kilian, Ronitt Rubinfeld, and Ayellet Tal. The bloomier filter: an efficient data structure for static support lookup tables. In *SODA*, 2004.
- [CKY⁺14] Di Chen, Christian Konrad, Ke Yi, Wei Yu, and Qin Zhang. Robust set reconciliation. In *SIGMOD Conference*, 2014.
- [Cor17] Graham Cormode. Data sketching. *Commun. ACM*, 60(9):48–55, August 2017.
- [CPM15a] Luca Calderoni, Paolo Palmieri, and Dario Maio. Location privacy without mutual trust: The spatial bloom filter. *Computer Communications*, 68:4 – 16, 2015. Security and Privacy in Unified Communications Challenges and Solutions.
- [CPM15b] Luca Calderoni, Paolo Palmieri, and Dario Maio. Location privacy without mutual trust: The spatial bloom filter. *Computer Communications*, 68:4–16, 2015.
- [CUAG13] Moustapha M Cisse, Nicolas Usunier, Thierry Artières, and Patrick Gallinari. Robust bloom filters for large multilabel classification tasks. In C. J. C. Burges, L. Bottou, M. Welling, Z. Ghahramani, and K. Q. Weinberger, editors, *Advances in Neural Information Processing Systems 26*, pages 1851–1859. Curran Associates, Inc., 2013.
- [CVR16] Laura Carrea, Alexei Vernitski, and Martin Reed. Yes-no bloom filter: A way of representing sets with fewer false positives, 2016.
- [CY03] Saar Cohen and Matias Yossi. Spectral bloom filters. In *Proceedings of the 2003 ACM SIGMOD International Conference on Management of Data*, SIGMOD '03, pages 241–252, New York, NY, USA, 2003. ACM.

- [DBF06] Benoit Donnet, Bruno Baynat, and Timur Friedman. Retouched bloom filters: Allowing networked applications to trade off selected false positives against false negatives. In *Proceedings of the 2006 ACM CoNEXT Conference*, CoNEXT '06, pages 13:1–13:12, New York, NY, USA, 2006. ACM.
- [DG04] Jeffrey Dean and Sanjay Ghemawat. Mapreduce: Simplified data processing on large clusters. In *OSDI'04: Sixth Symposium on Operating System Design and Implementation*, pages 137–150, San Francisco, CA, 2004.
- [Eli75] P. Elias. Universal codeword sets and representations of the integers. *IEEE Transactions on Information Theory*, 21(2):194–203, March 1975.
- [FAKM14] Bin Fan, Dave G. Andersen, Michael Kaminsky, and Michael D. Mitzenmacher. Cuckoo filter: Practically better than bloom. In *Proceedings of the 10th ACM International on Conference on Emerging Networking Experiments and Technologies*, CoNEXT '14, pages 75–88, New York, NY, USA, 2014. ACM.
- [FCAB00] Li Fan, Pei Cao, Jussara Almeida, and Andrei Z. Broder. Summary cache: A scalable wide-area web cache sharing protocol. In *IEEE/ACM TRANSACTIONS ON NETWORKING*, pages 254–265, 2000.
- [FKSS01] Wu-Chang Feng, D. D. Kandlur, D. Saha, and K. G. Shin. Stochastic fair blue: a queue management algorithm for enforcing fairness. In *Proceedings IEEE INFOCOM 2001. Conference on Computer Communications. Twentieth Annual Joint Conference of the IEEE Computer and Communications Society (Cat. No.01CH37213)*, volume 3, pages 1520–1529 vol.3, April 2001.
- [GA11] S. Geravand and M. Ahmadi. A novel adjustable matrix bloom filter-based copy detection system for digital libraries. In *2011 IEEE 11th International Conference on Computer and Information Technology*, pages 518–525, 2011.
- [GA13] Shahabeddin Geravand and Mahmood Ahmadi. Survey bloom filter applications in network security: A state-of-the-art survey. *Comput. Netw.*, 57(18):4047–4064, December 2013.
- [GBRL⁺18] Marta Gomez-Barrero, Christian Rathgeb, Guoqiang Li, Raghavendra Ramachandra, Javier Galbally, and Christoph Busch. Multi-biometric template protection based on bloom filters. *Information Fusion*, 42:37 – 50, 2018.
- [GM11] Michael T. Goodrich and Michael Mitzenmacher. Invertible bloom lookup tables. *CoRR*, abs/1101.2245, 2011.
- [GPSS16] Mayank Goswami, Rasmus Pagh, Francesco Silvestri, and Johan Sivertsen. Distance sensitive bloom filters without false negatives. *CoRR*, abs/1607.05451, 2016.
- [Gra96] S. W. Graham. *Bh sequences*, pages 431–449. Birkhäuser Boston, Boston, MA, 1996.
- [GWC⁺10] Deke Guo, Jie Wu, Honghui Chen, Ye Yuan, and Xueshan Luo. The dynamic bloom filters. *IEEE Trans. on Knowl. and Data Eng.*, 22(1):120–133, January 2010.
- [Hsi01] Pai-Hsiang Hsiao. Geographical region summary service for geographical routing. *SIGMOBILE Mob. Comput. Commun. Rev.*, 5(4):25–39, October 2001.
- [ISO11] Iso/iec jtc1 sc27 security techniques, iso/iec 24745:2011. biometric information protection, iso, 2011., 2011.
- [JDT05] Navendu Jain, Mike Dahlin, and Renu Tewar. Using bloom filters to refine web search results. June 2005.
- [Jin09] C. Jing. Application and research on weighted bloom filter and bloom filter in web cache. In *2009 Second Pacific-Asia Conference on Web Mining and Web-based Application*, pages 187–191, June 2009.
- [LCH⁺11] D. Li, H. Cui, Y. Hu, Y. Xia, and X. Wang. Scalable data center multicast using multi-class bloom filter. In *2011 19th IEEE International Conference on Network Protocols*, pages 266–275, Oct 2011.

- [LGM⁺18] Lailong Luo, Deke Guo, Richard T. B. Ma, Ori Rottenstreich, and Xueshan Luo. Optimizing bloom filter: Challenges, solutions, and comparisons, 2018.
- [LGW⁺17] L. Luo, D. Guo, J. Wu, O. Rottenstreich, Q. He, Y. Qin, and X. Luo. Efficient multiset synchronization. *IEEE/ACM Transactions on Networking*, 25(2):1190–1205, April 2017.
- [LGZ⁺19] L. Luo, D. Guo, X. Zhao, J. Wu, O. Rottenstreich, and X. Luo. Near-accurate multiset reconciliation. *IEEE Transactions on Knowledge and Data Engineering*, 31(5):952–964, May 2019.
- [LHZQ13] Wei Li, Kun Huang, Dafang Zhang, and Zheng Qin. Accurate counting bloom filters for large-scale data processing. *Mathematical Problems in Engineering*, 2013, 07 2013.
- [LLY15] H. Lim, J. Lee, and C. Yim. Complement bloom filter for identifying true positiveness of a bloom filter. *IEEE Communications Letters*, 19(11):1905–1908, Nov 2015.
- [LTSS02] Jonathan Ledlie, Jacob M. Taylor, Laura Serban, and Margo Seltzer. Self-organization in peer-to-peer systems. In *Proceedings of the 10th Workshop on ACM SIGOPS European Workshop*, EW 10, pages 125–132, New York, NY, USA, 2002. ACM.
- [LVD07] Rafael P. Laufer, Pedro B. Velloso, and Otto Carlos Muniz Bandeira Duarte. Generalized bloom filters. 2007.
- [IYW⁺15] Jianyuan lu, Tong Yang, Yi Wang, Huichen Dai, Linxiao Jin, Haoyu Song, and Bin Liu. One-hashing bloom filter. 06 2015.
- [MC14] A. Margara and G. Cugola. High-performance publish-subscribe matching using parallel hardware. *IEEE Transactions on Parallel and Distributed Systems*, 25(1):126–135, Jan 2014.
- [MGYB17] E. Martiri, M. Gomez-Barrero, B. Yang, and C. Busch. Biometric template protection based on bloom filters and honey templates. *IET Biometrics*, 6(1):19–26, 2017.
- [MHK08] Yoshihide Matsumoto, Hiroaki Hazeyama, and Youki Kadobayashi. Adaptive bloom filter: A space-efficient counting algorithm for unpredictable network traffic. *IEICE Transactions on Information and Systems*, E91D, 05 2008.
- [Mit01] Michael Mitzenmacher. Compressed bloom filters. In *Proceedings of the Twentieth Annual ACM Symposium on Principles of Distributed Computing*, PODC '01, pages 144–150, New York, NY, USA, 2001. ACM.
- [MJR16] N. Mosharraf, A. P. Jayasumana, and I. Ray. Compacted bloom filter. In *2016 IEEE 2nd International Conference on Collaboration and Internet Computing (CIC)*, pages 304–311, Nov 2016.
- [PGL⁺18] Yanqing Peng, Jinwei Guo, Feifei Li, Weining Qian, and Aoying Zhou. Persistent bloom filter: Membership testing for the entire history. In *Proceedings of the 2018 International Conference on Management of Data*, SIGMOD '18, pages 1037–1052, New York, NY, USA, 2018. ACM.
- [PRM16] Salvatore Pontarelli, Pedro Reviriego, and Juan Antonio Maestro. Improving counting bloom filter performance with fingerprints. *Information Processing Letters*, 116(4):304 – 309, 2016.
- [RB14] C. Rathgeb and C. Busch. Cancelable multi-biometrics: Mixing iris-codes based on adaptive bloom filters. *Computers & Security*, 42:1 – 12, 2014.
- [RBL19] Jack W Rae, Sergey Bartunov, and Timothy P Lillicrap. Meta-learning neural bloom filters, 2019.
- [RK02] S. C. Rhea and J. Kubiawicz. Probabilistic location and routing. In *Proceedings. Twenty-First Annual Joint Conference of the IEEE Computer and Communications Societies*, volume 3, pages 1248–1257 vol.3, June 2002.
- [RK12] O. Rottenstreich and I. Keslassy. The bloom paradox: When not to use a bloom filter? In *2012 Proceedings IEEE INFOCOM*, pages 1638–1646, March 2012.

- [RKK12] O. Rottenstreich, Y. Kanizo, and I. Keslassy. The variable-increment counting bloom filter. In *2012 Proceedings IEEE INFOCOM*, pages 1880–1888, March 2012.
- [RMM⁺11] Christian Esteve Rothenberg, Carlos Alberto Braz Macapuna, Maurício Ferreira Magalhães, Fábio Luciano Verdi, and Alexander Wiesmaier. In-packet bloom filters: Design and networking applications. *Computer Networks*, 55(6):1364 – 1378, 2011.
- [RMVM10] C. E. Rothenberg, C. A. B. Macapuna, F. L. Verdi, and M. F. Magalhaes. The deletable bloom filter: a new member of the bloom family. *IEEE Communications Letters*, 14(6):557–559, June 2010.
- [SBR09] Rainer Schnell, Tobias Bachteler, and Jörg Reiher. Privacy-preserving record linkage using bloom filters. *BMC medical informatics and decision making*, 9(1):41, 2009.
- [SGB⁺18] Amritpal Singh, Sahil Garg, Shalini Batra, Neeraj Kumar, and Joel J.P.C. Rodrigues. Bloom filter based optimization scheme for massive data handling in iot environment. *Future Generation Computer Systems*, 82:440 – 449, 2018.
- [SPS⁺02] Alex C. Snoeren, Craig Partridge, Luis A. Sanchez, Christine E. Jones, Fabrice Tchakountio, Beverly Schwartz, Stephen T. Kent, and W. Timothy Strayer. Single-packet ip traceback. *IEEE/ACM Trans. Netw.*, 10(6):721–734, December 2002.
- [Sto10] Michael Stonebraker. In search of database consistency. *Commun. ACM*, 53(10):8–9, October 2010.
- [SYOG18] Chunyan Shuai, Hengcheng Yang, Xin Ouyang, and Zewei Gong. A bloom filter for high dimensional vectors. *Information*, 9(7), 2018.
- [TBB⁺15] J. Tapolcai, J. Bíró, P. Babarcsi, A. Gulyás, Z. Heszberger, and D. Trossen. Optimal false-positive-free bloom filter design for scalable multicast forwarding. *IEEE/ACM Transactions on Networking*, 23(6):1832–1845, Dec 2015.
- [TRL12] S. Tarkoma, C. E. Rothenberg, and E. Lagerspetz. Theory and practice of bloom filters for distributed systems. *IEEE Communications Surveys Tutorials*, 14(1):131–155, First 2012.
- [VC16] Dinusha Vatsalan and Peter Christen. Multi-party privacy-preserving record linkage using bloom filters, 2016.
- [WW02] A. Whitaker and D. Wetherall. Forwarding without loops in icarus. In *2002 IEEE Open Architectures and Network Programming Proceedings. OPENARCH 2002 (Cat. No.02EX571)*, pages 63–75, June 2002.
- [YLS⁺16] Tong Yang, Alex X. Liu, Muhammad Shahzad, Yuankun Zhong, Qiaobin Fu, Zi Li, Gaogang Xie, and Xiaoming Li. A shifting bloom filter framework for set queries. *Proc. VLDB Endow.*, 9(5):408–419, January 2016.
- [ZHJ⁺15a] X. Zhu, R. Hao, S. Jiang, H. Chi, and H. Li. Verification of boolean queries over outsourced encrypted data based on counting bloom filter. In *2015 IEEE Global Communications Conference (GLOBECOM)*, pages 1–6, Dec 2015.
- [ZHJ⁺15b] X. Zhu, R. Hao, S. Jiang, H. Chi, and H. Li. Verification of boolean queries over outsourced encrypted data based on counting bloom filter. In *2015 IEEE Global Communications Conference (GLOBECOM)*, pages 1–6, Dec 2015.