

A Practical & Unified Notation for Information-Theoretic Quantities in ML

Andreas Kirsch¹ Yarín Gal¹

Abstract

Information theory is of importance to machine learning, but the notation for information-theoretic quantities is sometimes opaque. The right notation can convey valuable intuitions and concisely express new ideas. We propose such a notation for machine learning users and expand it to include information-theoretic quantities between observed outcomes (events) and random variables. To demonstrate the value of our notation, first, we apply it to elegantly prove a version of Stirling’s approximation for binomial coefficients mentioned by MacKay. Second, we apply the notation to a popular information-theoretic acquisition function in Bayesian active learning which selects the most informative (unlabelled) samples to be labelled by an expert and extend this acquisition function to the core-set problem, which consists of selecting the most informative samples *given* the labels.

1. Introduction

Information theory has provided the foundation for many recent advancements in deep learning: information bottlenecks inform objectives both in supervised and unsupervised learning of high-dimensional data. Similarly, information theory has inspired Bayesian experiment design, Bayesian optimization, and active learning as well as provided inspiration for research into submodularity in general.

A good notation conveys valuable intuitions and concisely expresses new ideas. However, the currently employed notation can be ambiguous for more complex expressions found in applied settings and slightly deviates between works because information theory is used by researchers from different backgrounds like statistics, computer science, information engineering to name some. For example, $H(X, Y)$ is sometimes used to denote the *cross-entropy* between X and Y , which conflicts with common notation

of the joint entropy $H(X, Y)$ for X and Y , or it is not clarified that $H[X | Y]$ as conditional entropy of X given Y is an expectation over Y . Here, we present a disambiguated and consistent notation, and in addition, we propose that an extension of information-theoretic quantities to relations between observed outcomes (events) and random variables can be of great use in machine learning.

For example, the mutual information $I[X; Y]$ is only defined for random variables X, Y , while in natural language processing the point-wise information $pmi(x, y)$ (DeWeese and Meister, 1999) has been introduced for two outcomes. A natural extension is to consider the mutual information between an outcome x and a random variable Y . Variants of this have been examined in the cognitive sciences and neuroscience as ‘*response-specific information*’ and ‘*specific surprise*’ (Williams, 2011; DeWeese and Meister, 1999). Why is this not more commonly known outside of neuroscience and cognitive sciences? Here, we find and present a consistent extension for such cases which combines these two previously separate quantities.

As an application for information quantities on observed outcomes, we present a different and intuitive derivation of Stirling’s approximation for binomial coefficients using. The original formulation is found in MacKay (2003), page 2. We provide a new proof for obtaining the result. Furthermore, we show this allows for a different analysis of the approximation error.

As another application for mutual information terms that include observed outcomes, we examine the core-set problem which consists of selecting the most informative samples of a training set given the labels and provide new results.

Concretely, we examine BALD (Bayesian Active Learning by Disagreement), an acquisition function in Bayesian active learning, and extend it to the core-set problem. In active learning, we have access to a huge reservoir of unlabelled data in a *pool set* and iteratively select samples from this pool set to be labeled by an *oracle* (e.g. human experts) to increase the model performance as quickly as possible. *Acquisition functions* are used to score all pool samples and the highest scorer is acquired. The goal of an acquisition function is to score the most informative samples the highest. BALD (Gal et al., 2017; Houlisby et al., 2011)

¹OATML, University of Oxford. Correspondence to: Andreas Kirsch <andreas.kirsch@cs.ox.ac.uk>.

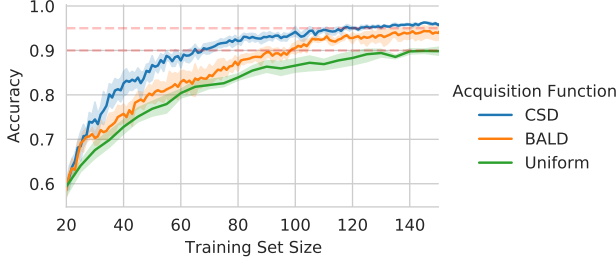


Figure 1. CSD vs BALD vs uniform acquisition on MNIST after ambiguous and mislabeled training samples have been dropped from the training set. CSD requires only 58 samples to reach 90% accuracy compared to 91 samples for BALD. 5 trials each. Dashed horizontal lines at 90% and 95% accuracy.

is such an acquisition function. It maximizes the expected information gain $I[Y; \Omega | x]$ of the model parameters Ω given the prediction variable Y for a candidate sample x from the pool set. It is immediately related to the concept of reduction in posterior uncertainty known from Bayesian optimal experimental design (Lindley, 1956).

The core-set problem on the other hand consists of identifying the most informative samples *given* the labels, the *core set*, such that training a model on this core set will perform as well as a model trained on the whole dataset.

In this paper, we introduce *Core-Set by Disagreement (CSD)*, which using our notation, maximizes $I[\Omega; y | x]$, the information gain of the model parameters given the true label y of a sample x in the dataset. Figure 1 shows that it strongly outperforms BALD on MNIST.

2. Notation

For a general introduction to information theory, we refer to Cover and Thomas (2006); Yeung (2008). In the following, we introduce a disambiguated notation. We start with notation that is explicit about the probability distribution $p(\cdot)$.

Definition 2.1. Let Shannon’s information content $h(\cdot)$, cross-entropy $H(\cdot \| \cdot)$, entropy $H(\cdot)$, and KL divergence $D_{\text{KL}}(\cdot \| \cdot)$ be defined for a probability distribution p and non-negative function q as:

$$h(q) := -\ln q \quad (1)$$

$$H(p(X) \| q(X)) := \mathbb{E}_{p(x)} h(q(x)) \quad (2)$$

$$H(p(X)) := H(p(X) \| p(X)) \quad (3)$$

$$D_{\text{KL}}(p(X) \| q(X)) := H(p(X) \| q(X)) - H(p(X)), \quad (4)$$

where we use the random variable (upper-case X) to make clear which random variable the expectation is over.

Moreover, when focusing on variational aspects of the cross-

entropy and the true probability distribution p is understood, we use the notation $H_q[\cdot]$ for $H(p(\cdot) \| q(\cdot))$ (Kirsch et al., 2020; Xu et al., 2020):

Definition 2.2. When the true probability distribution p is understood from context, we will use the following short-hands:

$$H[X] := H(p(X)) \quad (5)$$

$$H_q[X] := H(p(X) \| q(X)). \quad (6)$$

When we have a variational distribution q_θ that is parameterized by θ , we will simplify $H_{q_\theta}[\cdot]$ further to $H_\theta[\cdot]$ when the context is clear.

The main motivation for this notation is that when q is a distribution, $h(Z_q) = -\log 1 = 0$, we have $H_q[\cdot] \geq H[\cdot]$ which allows for variational approximations. More generally, $Z_q = \text{const}$ allows for variational optimization. This is all follows from the following proposition:

Lemma 2.3. We have the following lower-bound for the cross-entropy and KL, with $Z_q = \int q(x) dx$:

$$H(p(X) \| q(X)) \geq H(p(X)) + h(Z_q), \quad (7)$$

$$D_{\text{KL}}(p(X) \| q(X)) \geq h(Z_q). \quad (8)$$

Proof. This follows directly from the non-negativity of the KL for densities when we substitute $q(\cdot)/Z_q$. \square

Corollary 2.4. In particular, when q is a distribution, we have:

$$H(p(X) \| q(X)) \geq H(p(X)), \quad (9)$$

$$D_{\text{KL}}(p(X) \| q(X)) \geq 0. \quad (10)$$

Above definitions are trivially extended to joints of random variables and conditional expressions by substituting the random variable of the product space or the conditional variable. For example:

Lemma 2.5. $H[X | Y] = \mathbb{E}_{p(y)} h(p(x | y))$.

We can further canonically extend the definitions to tie random variables to specific observed outcomes, e.g. $X = x$. If we mix (untied) random variables and tied random variables (observed), we define $H[\cdot]$ as an operator that takes an expectation of Shannon’s information content for the given expression over the random variables conditioned on the outcomes. For example, $H[X, y | Z, w] = \mathbb{E}_{p(X, Z | y, w)} h(p(x, y | z, w))$. Similarly, we have $H(p(X | y) \| q(X | y)) = \mathbb{E}_{p(x | y)} h(q(x | y))$. The motivation is that we maintain identities $H[Y, X] = \mathbb{E}_{p(y)} H[X | y] = \mathbb{E}_{p(y)} H[y | X]$. This leads to the following definition:

Definition 2.6. Given random variables X and Y and outcome y , we define:

$$H[y] := h(p(y)) \quad (11)$$

$$H[X, y] := \mathbb{E}_{p(x|y)} H[x, y] = \mathbb{E}_{p(x|y)} h(p(x, y)) \quad (12)$$

$$\begin{aligned} H[X | y] &:= \mathbb{E}_{p(x|y)} H[x | y] = \mathbb{E}_{p(x|y)} h(p(x | y)) \\ &= H[X, y] - H[y] \end{aligned} \quad (13)$$

$$\begin{aligned} H[y | X] &:= \mathbb{E}_{p(x|y)} H[y | x] = \mathbb{E}_{p(x|y)} h(p(y | x)) \\ &\neq H[X, y] - H[X], \end{aligned} \quad (14)$$

where we have shortened $Y = y$ to y .

The intuition behind all this is that e.g. $H[X, y]$ measures the average length of transmitting X and Y together when $Y = y$ unbeknownst to the sender and receiver.

Put differently, we use lower-case letters for outcomes and upper-case letters for R.V.s over which we take an expectation.

The mutual information and point-wise mutual information (Fano, 1961; Church and Hanks, 1990) are defined as:

Definition 2.7. For random variables X and Y and outcomes x and y respectively, the point-wise mutual information $I[x; y]$ and the mutual information $I[X; Y]$ are:

$$I[x; y] := H[x] - H[x | y] = h\left(\frac{p(x)p(y)}{p(x, y)}\right) \quad (15)$$

$$I[X; Y] := H[X] - H[X | Y] = \mathbb{E}_{p(x, y)} I[x; y]. \quad (16)$$

This is similarly extended to $I[X; Y | Z] = H[X | Z] - H[X | Y, Z]$ and so on. There are two common, sensible quantities we can define when we want to consider the information overlap between an random variable and an outcome: the *information gain* and the *surprise* (DeWeese and Meister, 1999; Butts, 2003). These two quantities are usually defined separately in the cognitive sciences and neuroscience (Williams, 2011); however, we can unify them after relaxing the symmetry of the mutual information as done above:

Definition 2.8. Given random variables X and Y and outcome y for Y , we define the information gain $I[X; y]$ and the surprise $I[y; X]$ as:

$$I[X; y] := H[X] - H[X | y] \quad (17)$$

$$I[y; X] := H[y] - H[y | X] = \mathbb{E}_{p(x|y)} I[x; y]. \quad (18)$$

This unifying definition is novel to the best of our knowledge. The information gain measures how much the entropy (uncertainty) of X reduces when we learn about y while the surprise measures how much additional information we need to transmit on average to the receiver for it to learn $Y = y$ when X is already known to the receiver.

The subtle difference becomes clearer when we note that the information gain can be chained while the surprise can not:

Lemma 2.9. Given random variables X and Y and outcomes y_1 and y_2 for Y :

$$I[X; y_1, y_2] = I[X; y_1] + I[X; y_2 | y_1] \quad (19)$$

$$I[y_1, y_2; X] \neq I[y_1; X] + I[y_2; X | y_1]. \quad (20)$$

Proof. We have

$$\begin{aligned} I[X; y_1, y_2] &= H[X] - H[X | y_1] + H[X | y_1] - H[X | y_1, y_2] \\ &= I[X; y_1] + I[X; y_2 | y_1], \end{aligned}$$

while

$$\begin{aligned} I[y_1, y_2; X] &= \mathbb{E}_{p(x|y_1, y_2)} I[y_1, y_2; x] \\ &= \underbrace{\mathbb{E}_{p(x|y_1, y_2)} I[y_1; x]}_{\neq \mathbb{E}_{p(x|y_1)} I[y_1; x] = I[y_1; x]} \\ &\quad + \underbrace{\mathbb{E}_{p(x|y_1, y_2)} I[y_2; x | y_1]}_{= I[y_2; X | y_1]}. \end{aligned}$$

□

However, both quantities do chain for random variables:

Lemma 2.10. Given random variables X_1, X_2, Y , and outcome y for Y :

$$I[X_1, X_2; y] = I[X_1; y] + I[X_1; y | X_2] \quad (21)$$

$$I[y; X_1, X_2] = I[y; X_1] + I[y; X_2 | X_1]. \quad (22)$$

We can extend this to triple mutual information terms by adopting the extension $I[X; Y; Z] = I[X; Y] - I[X; Y | Z]$ (Yeung, 2008) for outcomes as well: $I[X; Y; z] = I[X; Y] - I[X; Y | z]$, which also works for higher-order terms in general.

Finally, we see that the extensions are canonical as they permute with taking (or extracting) expectations over tied variables to obtain the well-known expressions:

Lemma 2.11. For random variables X and Y :

$$I[X; Y] = \mathbb{E}_{p(y)} I[X; y] = \mathbb{E}_{p(y)} I[y; X] \quad (23)$$

$$= \mathbb{E}_{p(x, y)} I[x, y], \quad (24)$$

$$I[X; Y] = I[Y; X], \text{ and} \quad (25)$$

$$I[x; y] = I[y; x]. \quad (26)$$

3. Example Application: Stirling's Approximation for Binomial Coefficients

In MacKay (2003) on page 2, the following simple approximation for a binomial coefficient is introduced:

$$\log \binom{N}{r} \simeq (N - r) \log \frac{N}{N - r} + r \log \frac{N}{r}. \quad (27)$$

We will derive this result using the proposed notation and extension to observed outcomes. At the same time, we will see that this opens up using other tools from probability theory to approximate the approximation error.

Setup. Let B_1, \dots, B_N be N Bernoulli random variables with success probability p , and let B be the joint of these r.v.s.

Further, let R be the r.v. that counts the number of successes in B . R follows a Binomial distribution with success probability p and N trials.

Main Idea For a given outcome r of R , we have:

$$H[B, r] = H[B | r] + H[r] \geq H[B | r], \quad (28)$$

as $H[\cdot]$ is non-negative for discrete R.V.s. We will examine this inequality to obtain the approximation.

Note that $H[B | r]$ is the additional number of bits needed to encode B when the number of successes is already known. Similarly, $H[B, r]$ is the number of bits needed to encode both B and R under the circumstance that $R = r$.

Determining $H[B, r]$. R is fully determined by B , and thus we have $H[B, R] = H[B]$ and hence¹:

$$H[B, r] = \mathbb{E}_{p(b|r)} H[b]. \quad (29)$$

$\mathbb{E}_{p(b|r)} H[b]$ is the expected number of bits needed to transmit the outcome b of B when r is given. When we encode B , we do not know r upfront, so we need to transmit N Bernoulli outcomes. Hence, we need to transmit r successes and $N - r$ failures. Given the success probability p , the optimal message length for this is:

$$\mathbb{E}_{p(b|r)} H[b] = r \log p + (N - r) \log(1 - p) \quad (30)$$

$$= -r \log p - (N - r) \log(1 - p). \quad (31)$$

Alternative Argument. We can also look at the terms $H[B | r] + H[r]$ separately. We have

$$H[r] = -\log p(r) = -\log \left(\binom{N}{r} p^r (1 - p)^{N-r} \right), \quad (32)$$

and

$$H[B | r] = -\mathbb{E}_{p(b|r)} \log p(b | r) = \log \binom{N}{r}. \quad (33)$$

The former follows from R being binomially distributed. For the latter, we observe that we need to encode B while knowing r already. Given r , $p(b | r)$ for all valid b . There are $\binom{N}{r}$ possible b for fixed r . Hence, we can simply create a table with all possible configurations with r successes.

¹This also follows immediately from $H[R | B] = 0 \implies \forall r : H[r | B] = 0$.

There are $\binom{N}{r}$ many. We then encode the index into this table. Each configuration with r successes has an equal probability of happening, so we have a uniform discrete distribution with entropy $\log \binom{N}{r}$. Together, we again obtain the result.

Determining p . With this, we are almost done. We already have

$$\begin{aligned} H[B | r] + H[r] &= -r \log p - (N - r) \log(1 - p) \\ &\geq \log \binom{N}{r} = H[B | r]. \end{aligned} \quad (34)$$

How do we make this inequality as tight as possible?

We need to minimize the gap $H[r]$ which creates the inequality in the first place, and $H[r] = -\log p(r)$ is minimized exactly when $p(r)$ becomes maximal.

Hence, we choose the success probability p to do so: the maximum likelihood solution $\arg \max_p p(r | p)$ is $p = \frac{r}{N}$. The Binomial distribution of R then has its mode, mean, and median at r .

Altogether, after substituting $p = \frac{r}{N}$ and rearranging, we obtain the wanted approximation:

$$\log \binom{N}{r} \leq -r \log p - (N - r) \log(1 - p) \quad (35)$$

$$= r \log \frac{N}{r} + (N - r) \log \frac{N}{N - r}. \quad (36)$$

Approximation Error $H[r]$. The approximation error is just $H[r]$. We can easily upper-bound it with $H[r] \leq \log N$: First, $H[R] \leq \log N$ as the uniform distribution with entropy $\log N$ is the maximum entropy distribution on the same discrete support. Second, $H[R]$ is the expectation over different $H[r]$ and hence $H[r] \leq \log N$, too.

Another bound on the approximation error can be found using the central limit theorem or the Berry–Esseen theorem, respectively. The Binomial distribution can be approximated using a Gaussian distribution. This opens up a different perspective on computing the approximation error.

4. Example Application: Applying Bayesian Active Learning to the Core-Set Problem

We start by briefly revisiting Bayesian Deep Learning and Active Learning before introducing our Core-Set by Disagreement acquisition function.

Bayesian Modelling. The model parameters are treated as a random variable Ω with prior distribution $p(\omega)$. We denote the training set $\mathcal{D}^{\text{train}} = \{(x_i^{\text{train}}, y_i^{\text{train}})\}_{i=1, \dots, |\mathcal{D}^{\text{train}}|}$, where $\{x_i^{\text{train}}\}_{i \in \{1, \dots, |\mathcal{D}^{\text{train}}|\}}$ are the input samples and $\{y_i^{\text{train}}\}_{i \in \{1, \dots, |\mathcal{D}^{\text{train}}|\}}$ the labels or targets.

The *probabilistic model* is as follows:

$$p(y, x, \omega) = p(y | x, \omega) p(\omega) p(x), \quad (37)$$

where x , y , and ω are outcomes for the random variables X , Y , and Ω denoting the input, label, and model parameters, respectively.

To include multiple labels and inputs, we expand the model to joints of random variables $\{x_i\}_{i \in I}$ and $\{y_i\}_{i \in I}$ obtaining

$$p(\{y_i\}_i, \{x_i\}_i, \omega) = \prod_{i \in I} p(y_i | x_i, \omega) p(x_i) p(\omega). \quad (38)$$

We are only interested in discriminative models and thus do not explicitly model $p(x)$.

The posterior parameter distribution $p(\omega | \mathcal{D}^{\text{train}})$ is determined via Bayesian inference. We obtain $p(\omega | \mathcal{D}^{\text{train}})$ using Bayes' theorem:

$$p(\omega | \mathcal{D}^{\text{train}}) \propto p(\{y_i^{\text{train}}\}_i | \{x_i^{\text{train}}\}_i, \omega) p(\omega). \quad (39)$$

which allows for predictions by marginalizing over Ω :

$$p(y | x, \mathcal{D}^{\text{train}}) = \mathbb{E}_{\omega \sim p(\omega | \mathcal{D}^{\text{train}})} p(y | x, \omega). \quad (40)$$

Exact Bayesian inference is intractable for complex models, and we use variational inference for approximate inference using a distribution $q(\omega)$. We determine $q(\omega)$ by minimizing the following KL divergence:

$$\begin{aligned} D_{\text{KL}}(q(\omega) \| p(\omega | \mathcal{D}^{\text{train}})) &= \\ &= \underbrace{H(q(\omega) \| p(\{y_i^{\text{train}}\}_i | \{x_i^{\text{train}}\}_i, \omega))}_{\text{likelihood}} \\ &+ \underbrace{D_{\text{KL}}(q(\omega) \| p(\omega))}_{\text{prior regularization}} + \underbrace{\log p(\mathcal{D}^{\text{train}})}_{\text{model evidence}} \geq 0, \end{aligned} \quad (41)$$

where we again used Bayes' theorem. For Bayesian deep learning models, we use the local reparameterization trick and Monte-Carlo dropout for $q(\omega)$ (Gal and Ghahramani, 2016).

Active Learning. In active learning, we have access to an unlabelled pool set $\mathcal{D}^{\text{pool}} = \{x_i^{\text{pool}}\}_{i \in \{1, \dots, |\mathcal{D}^{\text{pool}}|\}}$. We iteratively acquire batches of samples $\{x_i^{\text{acq}}\}_i$ from the pool set into the training set by acquiring labels for them through an oracle and retrain our model. We repeat these steps until the model satisfies our performance requirements.

To determine which samples to select for acquisition, we score candidate acquisition batches $\{x_i^{\text{acq}}\}_i$ with the *acquisition batch size* b using an acquisition function $a(\{x_i^{\text{acq}}\}_i, p(\Omega | \mathcal{D}^{\text{train}}))$ and pick the highest scoring one:

$$\arg \max_{\{x_i^{\text{acq}}\}_{i \in \{1, \dots, b\}} \subseteq \mathcal{D}^{\text{pool}}} a(\{x_i^{\text{acq}}\}_i, p(\Omega | \mathcal{D}^{\text{train}})) \quad (42)$$

BALD was originally introduced as a one-sample acquisition function of the expected information gain between the prediction Y^{acq} for a candidate input x^{acq} and the model parameters Ω : $I[\Omega; Y^{\text{acq}} | x^{\text{acq}}, \mathcal{D}^{\text{train}}]$. In BatchBALD (Kirsch et al., 2019), this one-sample case was canonically extended to the batch acquisition case using the expected information gain between the *joint* of the predictions $\{Y_i^{\text{acq}}\}_i$ for the batch candidates $\{x_i^{\text{acq}}\}_i$ and the model parameters Ω :

$$\begin{aligned} a_{\text{BALD}}(\{x_i^{\text{acq}}\}_i, p(\Omega | \mathcal{D}^{\text{train}})) &:= \\ &= I[\Omega; \{Y_i^{\text{acq}}\}_i | \{x_i^{\text{acq}}\}_i, \mathcal{D}^{\text{train}}] \end{aligned} \quad (43)$$

Notation. Instead of $\{Y_i^{\text{eval}}\}_i$, $\{x_i^{\text{eval}}\}_i$, we will write \mathbf{Y}^{eval} , \mathbf{x}^{eval} and so on to cut down on notation. Like above, all terms can be canonically extended to sets by substituting the joint. We provide the full derivations in the appendix. Lower-case variables like y^{eval} are outcomes of random variables while upper-case variables like Y^{eval} are random variables. The datasets $\mathcal{D}^{\text{pool}}$, $\mathcal{D}^{\text{train}}$ are sets of outcomes.

4.1. BALD \rightarrow Core-Set by Disagreement

We examine BALD through the lens of our new notation and develop CSD as information gain. First, we note that BALD does not optimize the loss of the test distribution to become minimal. It does not try to pick labels which minimize the generalization loss.

BALD maximizes the expected information gain: $I[\Omega; \mathbf{Y}^{\text{acq}} | \mathbf{x}^{\text{acq}}, \mathcal{D}^{\text{train}}] = H[\Omega] - H[\Omega | \mathbf{Y}^{\text{acq}}, \mathbf{x}^{\text{acq}}, \mathcal{D}^{\text{train}}]$. We assume that our Bayesian model contains the true generating model parameters and by selecting samples that minimize the uncertainty $H[\Omega | \mathbf{Y}^{\text{acq}}, \mathbf{x}^{\text{acq}}, \mathcal{D}^{\text{train}}]$, the model parameters will converge towards these true parameters as $H[\Omega | \mathcal{D}^{\text{train}}] \rightarrow 0$.

BALD as an Approximation. BALD as the expected information gain is the expectation of the information gain over the current model's predictions for x :

$$I[\Omega; Y | x, \mathcal{D}^{\text{train}}] = \mathbb{E}_{p(y|x, \mathcal{D}^{\text{train}})} I[\Omega; y | x, \mathcal{D}^{\text{train}}]. \quad (44)$$

Using the definition, we have:

$$I[\Omega; y | x, \mathcal{D}^{\text{train}}] = H[\Omega | \mathcal{D}^{\text{train}}] - H[\Omega | y, x, \mathcal{D}^{\text{train}}]. \quad (45)$$

That is, we can view BALD as weighting the information gains $I[\Omega; y | x, \mathcal{D}^{\text{train}}]$ for different y by the current model's belief that y is correct. If we had access to the labels or a better surrogate distribution for the labels, we could improve on this. This could in particular help with the cold starting problem in active learning when one starts training with no initial training set and the model predictions are not trustworthy at all. When we have access to the labels,

we can directly use the *information gain* $I[\Omega; y^{\text{true}} | x, \mathcal{D}^{\text{train}}]$ and select the samples using a *Core-Set by Disagreement* acquisition function:

$$a_{\text{CSD}}(\mathbf{y}^{\text{acq}}, \mathbf{x}^{\text{acq}}, p(\Omega | \mathcal{D}^{\text{train}})) := I[\Omega; \mathbf{y}^{\text{acq}} | \mathbf{x}^{\text{acq}}, \mathcal{D}^{\text{train}}] \quad (46)$$

Evaluating the Information Gain. We show how to compute the information for the special case of an MC dropout model with dropout rate $\frac{1}{2}$. Computing the information gain for complex models is not trivial as its canonical expansion requires an explicit model. However, most available Bayesian neural networks, like MC dropout models, only provide implicit models which we can only sample from but which do not provide an easy way to compute their density. Moreover, to compute $H[\Omega | y, x, \mathcal{D}^{\text{train}}]$ naively we would have to perform a Bayesian inference step. However, we can rewrite:

$$\begin{aligned} I[\Omega; y | x, \mathcal{D}^{\text{train}}] &= H[\Omega | \mathcal{D}^{\text{train}}] - H[\Omega, y | x, \mathcal{D}^{\text{train}}] + H[y | x, \mathcal{D}^{\text{train}}] \\ &= H[\Omega | \mathcal{D}^{\text{train}}] + H[y | x, \mathcal{D}^{\text{train}}] \\ &\quad - \mathbb{E}_{p(\omega | y, x, \mathcal{D}^{\text{train}})} H[\omega, y | x, \mathcal{D}^{\text{train}}]. \end{aligned} \quad (47)$$

$$\begin{aligned} &= H[\Omega | \mathcal{D}^{\text{train}}] + H[y | x, \mathcal{D}^{\text{train}}] \\ &\quad - \mathbb{E}_{p(\omega | y, x, \mathcal{D}^{\text{train}})} H[\omega, y | x, \mathcal{D}^{\text{train}}]. \end{aligned} \quad (48)$$

We can expand $\mathbb{E}_{p(\omega | y, x, \mathcal{D}^{\text{train}})} H[\omega, y | x, \mathcal{D}^{\text{train}}]$ to:

$$\begin{aligned} &\mathbb{E}_{p(\omega | y, x, \mathcal{D}^{\text{train}})} H[\omega, y | x, \mathcal{D}^{\text{train}}] \\ &= \mathbb{E}_{p(\omega | y, x, \mathcal{D}^{\text{train}})} [H[\omega | \mathcal{D}^{\text{train}}] + H[y | x, \omega, \mathcal{D}^{\text{train}}]] \end{aligned} \quad (49)$$

$$= \mathbb{E}_{p(\omega | y, x, \mathcal{D}^{\text{train}})} [H[\omega | \mathcal{D}^{\text{train}}]] + H[y | x, \Omega, \mathcal{D}^{\text{train}}]. \quad (50)$$

Plugging everything into the (48) and rearranging, we obtain:

$$\begin{aligned} I[\Omega; y | x, \mathcal{D}^{\text{train}}] &= \underbrace{\mathbb{E}_{p(\omega | x, \mathcal{D}^{\text{train}})} H[\omega | \mathcal{D}^{\text{train}}] - \mathbb{E}_{p(\omega | y, x, \mathcal{D}^{\text{train}})} H[\omega | \mathcal{D}^{\text{train}}]}_{\textcircled{3}} \\ &\quad + \underbrace{H[y | x, \mathcal{D}^{\text{train}}] - H[y | x, \Omega, \mathcal{D}^{\text{train}}]}_{= I[y; \Omega | x, \mathcal{D}^{\text{train}}]}. \end{aligned} \quad (51)$$

To compute $H[y | x, \Omega, \mathcal{D}^{\text{train}}]$, we use importance sampling:

$$\begin{aligned} H[y | x, \Omega, \mathcal{D}^{\text{train}}] &= \mathbb{E}_{p(\omega | y, x, \mathcal{D}^{\text{train}})} H[y | x, \omega] = \\ &= \mathbb{E}_{p(\omega | \mathcal{D}^{\text{train}})} \frac{p(\omega | y, x, \mathcal{D}^{\text{train}})}{p(\omega | \mathcal{D}^{\text{train}})} H[y | x, \omega] \\ &= \mathbb{E}_{p(\omega | \mathcal{D}^{\text{train}})} \frac{p(y | x, \omega)}{p(y | x, \mathcal{D}^{\text{train}})} H[y | x, \omega] \end{aligned} \quad (52)$$

Finally, if we use Monte-Carlo dropout with dropout rate $\frac{1}{2}$ to obtain a variational model distribution $q(\omega)$, we have $q(\omega) = \text{const}$, and we can approximate $\textcircled{3}$ as:

$$\mathbb{E}_{p(\omega | \mathcal{D}^{\text{train}})} H[\omega | \mathcal{D}^{\text{train}}] - \mathbb{E}_{p(\omega | y, x, \mathcal{D}^{\text{train}})} H[\omega | \mathcal{D}^{\text{train}}] =$$

Table 1. 25%/50%/75% quantiles for reaching 90% and 95% accuracy on MNIST. 5 trials each.

Acquisition Function	90% Acc	95% Acc
Uniform	125/130/150	—
BALD	88/91/99	130/145/167
CSD (ours)	55/58/58	105/111/115

$$\begin{aligned} &\approx \mathbb{E}_{p(\omega | \mathcal{D}^{\text{train}})} h(q(\omega)) - \mathbb{E}_{p(\omega | y, x, \mathcal{D}^{\text{train}})} h(q(\omega)) \\ &= h(q(\omega)) - h(q(\omega)) = 0. \end{aligned} \quad (53)$$

In this special case, we indeed have $I[\Omega; y | x, \mathcal{D}^{\text{train}}] = I[y; \Omega | x, \mathcal{D}^{\text{train}}]$. We can use the surprise to approximate the information gain. However, as we will see below this approximation is brittle.

4.2. Experiments

MNIST. We implement CSD and evaluate it on MNIST to show that it can identify a core-set of training samples that achieves high accuracy and low loss.

CSD is very sensitive to mislabeled samples because we compute the information gain using the provided labels: if a sample is mislabeled and the model has high confidence for the true label already, it will necessary have a very high information gain and the model will acquire this mislabeled sample.

To avoid this, we train a LeNet ensemble with 5 models on MNIST and discard all training samples with predictive entropy > 0.01 nats and whose labels do not match the predictions. This removes about 5678 samples from the training set.

We use a LeNet model (LeCun et al., 1998) with MC dropout (dropout rate $\frac{1}{2}$) in the core-set setting where we have access to labels but otherwise use an active learning setup. We use individual acquisition and compare to BALD, which does not make use of label information, and which we use as a sanity baseline. The training regime follows the one described in Kirsch et al. (2019).

Figure 1 shows that CSD strongly outperforms BALD on MNIST (both with individual acquisitions). Indeed, only 58 samples are required to reach 90% accuracy on average and 111 samples for 95% accuracy compared to BALD which needs about 30 samples more in each case; see also Table 1.

In Figure 2, we show an ablation of using CSD without removing mislabeled or ambiguous samples from the training set. Here, BALD (without label information) outperforms CSD, which shows that CSD suffers from mislabeled examples.

CIFAR-10. However, we cannot produce the same results

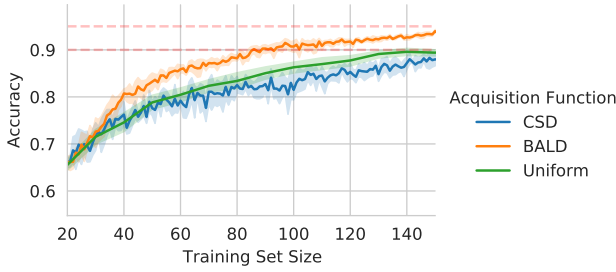


Figure 2. Ablation with ambiguous and mislabeled training samples included: CSD vs BALD vs uniform acquisition on MNIST. CSD performs worse than uniform acquisition. 5 trials each.

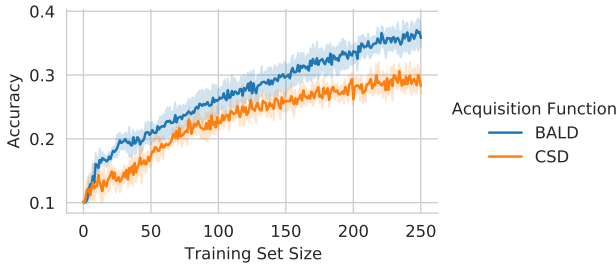


Figure 3. CSD vs BALD on CIFAR-10 without ambiguous and mislabeled training samples have been removed. CSD performs worse than BALD. 5 trials each.

on cleaned CIFAR-10 (similar like MNIST described above) with ResNet18 models and MC dropout. BALD performs much better than CSD, even when cold starting. The accuracy plot is depicted in Figure 3. This indicates that something is wrong. We have not been able to identify the issue yet.

BatchCSD. Finally, we examine an extension of CSD to the batch case following Kirsch et al. (2019) and compute $I[\Omega; \mathbf{y}^{\text{acq}} | \mathbf{x}^{\text{acq}}]$ using the approximation $I[\mathbf{y}^{\text{acq}}; \Omega | \mathbf{x}^{\text{acq}}]$. However, even for a batch acquisition size of 5, this approximation does not work well in the batch case as depicted in fig. 4 on MNIST. BatchCSD performs worse than Uniform for ≈ 70 samples and worse than BALD for 150 samples. A reason for this could be that the information gain and thus CSD are not submodular. This means that the sequential selection of acquisition (batch) samples has no optimality guarantee, unlike with BALD (Kirsch et al., 2019).

4.3. Limitations of our Implementation & Approach

We have used our proposed notation to reinterpret BALD as the expected information gain and found an approximation for the information gain which allowed use to introduce CSD and show that it works on MNIST. However, we have not been able to provide good results for CIFAR-10 or successfully extend our approximation to the batch case.

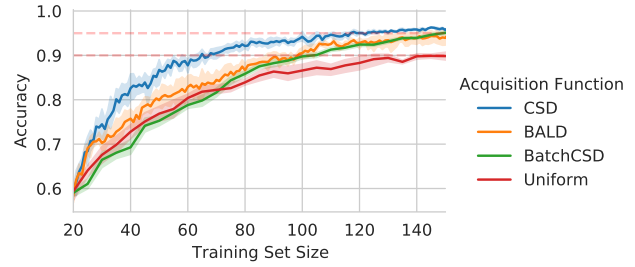


Figure 4. Ablation BatchCSD vs CSD (vs BALD vs uniform acquisition) on MNIST. BatchCSD performs worse than BALD. 5 trials each.

Moreover, the approximation we have used only works for MC dropout with dropout rate $\frac{1}{2}$. Our approach requires an explicit model, otherwise. Importantly, unlike BALD, the information gain in CSD does also not seem to be submodular, and we cannot infer a $1 - \frac{1}{e}$ optimality that way (Kirsch et al., 2019)—although BALD’s submodularity and optimality is not tied to the generalization loss anyway.

5. Conclusion

We have introduced a unified notation for information-theoretic quantities for both random variables and outcomes. We have also unified information gain and surprise by defining the mutual information appropriately. Finally, we have examined two applications of our notation which show exciting avenues for future research. This shows that our notation allows for new perspectives on well-known problems that simplify thinking about them—a strong signal that it is a useful abstraction.

Acknowledgements

The authors would like to thank Tim Rudner, Ravid Shwartz-Ziv, Clare Lyle, as well as the members of OATML in general for their feedback at various stages of the project. AK is supported by the UK EPSRC CDT in Autonomous Intelligent Machines and Systems (grant reference EP/L015897/1).

References

- Daniel A Butts. How much information is associated with a particular stimulus? *Network: Computation in Neural Systems*, 14(2):177–187, 2003.
- Kenneth Ward Church and Patrick Hanks. Word association norms, mutual information, and lexicography. *Computational Linguistics*, 16(1):22–29, 1990. URL <https://www.aclweb.org/anthology/J90-1003>.
- Thomas M. Cover and Joy A. Thomas. *Elements of*

- Information Theory*. Wiley-Interscience, USA, 2006. ISBN 0471241954.
- Michael R DeWeese and Markus Meister. How to measure the information gained from one symbol. *Network: Computation in Neural Systems*, 10(4):325–340, 1999.
- Robert M Fano. Transmission of information: A statistical theory of communications. *American Journal of Physics*, 29(11):793–794, 1961.
- Yarin Gal and Zoubin Ghahramani. Dropout as a bayesian approximation: Representing model uncertainty in deep learning. In *international conference on machine learning*, pages 1050–1059. PMLR, 2016.
- Yarin Gal, Riashat Islam, and Zoubin Ghahramani. Deep bayesian active learning with image data. In *International Conference on Machine Learning*, pages 1183–1192. PMLR, 2017.
- Neil Houlsby, Ferenc Huszár, Zoubin Ghahramani, and Máté Lengyel. Bayesian active learning for classification and preference learning. *arXiv preprint arXiv:1112.5745*, 2011.
- Andreas Kirsch, Joost van Amersfoort, and Yarin Gal. Batchbald: Efficient and diverse batch acquisition for deep bayesian active learning. In *Advances in Neural Information Processing Systems*, pages 7024–7035, 2019.
- Andreas Kirsch, Clare Lyle, and Yarin Gal. Unpacking information bottlenecks: Unifying information-theoretic objectives in deep learning. *arXiv preprint arXiv:2003.12537*, 2020.
- Yann LeCun, Léon Bottou, Yoshua Bengio, and Patrick Haffner. Gradient-based learning applied to document recognition. *Proceedings of the IEEE*, 86(11):2278–2324, 1998.
- Dennis V Lindley. On a measure of the information provided by an experiment. *The Annals of Mathematical Statistics*, pages 986–1005, 1956.
- David JC MacKay. *Information theory, inference and learning algorithms*. Cambridge university press, 2003.
- Paul L Williams. *Information dynamics: Its theory and application to embodied cognitive systems*. PhD thesis, PhD thesis, Indiana University, 2011.
- Yilun Xu, Shengjia Zhao, Jiaming Song, Russell Stewart, and Stefano Ermon. A theory of usable information under computational constraints. *arXiv preprint arXiv:2002.10689*, 2020.
- R.W. Yeung. *Information Theory and Network Coding*. Information Technology: Transmission, Processing and Storage. Springer US, 2008. ISBN 9780387792347.