

ABCD: A Graph Framework to Convert Complex Sentences to a Covering Set of Simple Sentences

Yanjun Gao and Ting-Hao (Kenneth) Huang and Rebecca J. Passonneau

Pennsylvania State University
{yug125, txh710, rjpa49}@psu.edu

Abstract

Atomic clauses are fundamental text units for understanding complex sentences. Identifying the atomic sentences within complex sentences is important for applications such as summarization, argument mining, discourse analysis, discourse parsing, and question answering. Previous work mainly relies on rule-based methods dependent on parsing. We propose a new task to decompose each complex sentence into simple sentences derived from the tensed clauses in the source, and a novel problem formulation as a graph edit task. Our neural model learns to Accept, Break, Copy or Drop elements of a graph that combines word adjacency and grammatical dependencies. The full processing pipeline includes modules for graph construction, graph editing, and sentence generation from the output graph. We introduce DeSSE, a new dataset designed to train and evaluate complex sentence decomposition, and MinWiki, a subset of MinWikiSplit. ABCD achieves comparable performance as two parsing baselines on MinWiki. On DeSSE, which has a more even balance of complex sentence types, our model achieves higher accuracy on the number of atomic sentences than an encoder-decoder baseline. Results include a detailed error analysis.

1 Introduction

Atomic clauses are fundamental text units for understanding complex sentences. The ability to decompose complex sentences facilitates research that aims to identify, rank or relate *distinct predications*, such as content selection in summarization (Fang et al., 2016; Peyrard and Eckle-Kohler, 2017), labeling argumentative discourse units in argument mining (Jo et al., 2019) or elementary discourse units in discourse analysis (Mann and Thompson, 1986; Burstein et al., 1998; Demir et al., 2010), or extracting atomic propositions for question answering (Pyatkin et al., 2020). In this work,

Orig	Sokuhi was born in Fujian and was ordained at 17.
SS1	<u>Sokuhi</u> was born in Fujian.
SS2	<u>Sokuhi</u> was ordained at 17.

Figure 1: Example of a complex sentence (Orig) rewritten as two simple sentences (SS1, SS2). Underlined words in the source are preserved in the same order in the two outputs, the conjunction *and* (red font) is dropped, and the subject *Sokuhi* (blue font) is copied to the second simple sentence.

we propose a new task to decompose complex sentences into a covering set of simple sentences, with one simple output sentence per tensed clause in the source sentence. We focus on tensed clauses rather than other constituents because they are syntactically and semantically more prominent, thus more essential in downstream tasks like argument mining, summarization, and question answering.

The complex sentence decomposition task we address has some overlap with related NLP algorithms, but each falls short in one or more respects. Elementary discourse unit (EDU) segmentation segments source sentences into a sequence of non-overlapping spans (Carlson et al., 2003; Wang et al., 2018). The output EDUs, however, are not always complete clauses. Text simplification rewrites complex sentences using simpler vocabulary and syntax (Zhang and Lapata, 2017). The output, however, does not preserve every tensed clause in the original sentence. The split-and-rephrase (SPRP) task aims to rewrite complex sentences into sets of shorter sentences, where an output sentence can be derived from non-clausal constituents in the source (Narayan et al., 2017). In contrast to the preceding methods, we convert each tensed clause in a source sentence, including each conjunct in a conjoined VP, into an independent simple sentence. Unlike EDU segmentation, a belief verb and its *that*-complement do not lead to two output units. Unlike text simplification, no propositions in the source are omitted from the output. Unlike SPRP, a phrase that lacks a tensed verb in the source cannot

lead to a distinct sentence in the output.

Figure 1 shows an example complex sentence (Orig) with conjoined verb phrases and its rewrite into two simple sentences (SSs). Observe that besides producing two sentences from one, thus breaking the adjacency between words, words inside the verb phrases (underlined in the figure) remain in the same linear order in the output; the single subject *Sokuhi* in the source is copied to the more distant verb phrase. Finally, the connective *and* is dropped. We find that most rewrites of complex sentences into simple sentences that preserve the one-to-one mapping of source tensed predication with target simple sentence involve similar operations. Building on these observations, we propose a neural model that learns to **Accept**, **Break**, **Copy** or **Drop** elements of a special-purpose sentence graph that represents word adjacency and grammatical dependencies, so the model can learn based on both kinds of graph proximity. We also introduce DeSSE (*Decomposed Sentences from Students Essays*), a new annotated dataset to support our task.

The rest of the paper presents two evaluation datasets, our full pipeline, and our ABCD model. Experimental results show that ABCD achieves comparable or better performance than baselines.¹

2 Related Work

Related work falls largely into parsing-based methods, neural models that rewrite, and neural segmenters. Gao et al. (2019) propose a decomposition parser (DCP) that extracts VP constituents and clauses from complex sentences as part of a summarization evaluation tool. Niklaus et al. (2019a) present a system (DisSim) based on parsing to extract simple sentences from complex ones. Jo et al. (2020) propose seven rules to extract complete propositions from parses of complex questions and imperatives for argumentation mining. Though performance of these methods depends on parser quality, they often achieve very good performance. We include two whose code is available (DCP, DisSim) among our baselines.

SPRP models are based on encoder-decoder architectures, and the output is highly depending on the training corpus. Aharoni and Goldberg (2018) present a Copy-augmented network (Copy₅₁₂) based on (Gu et al., 2016) that encour-

ages the model to copy most words from the original sentence to the output. As it achieves improvement over an earlier encoder-decoder SPRP model (Narayan et al., 2017), we include Copy₅₁₂ among our baselines.

Finally, recent neural EDU segmenters (Wang et al., 2018; Li et al., 2018) achieve state-of-the-art performance on a discourse relation corpus, RST-DT (Carlson et al., 2003). As they do not output complete sentences, we do not include any among our baselines.

Our ABCD model leverages the detailed information captured by parsing methods, and the powerful representation learning of neural models. As part of a larger pipeline that converts input sentences to graphs, ABCD learns to predict graph edits for a post processor to execute.

3 Datasets

Here we present DeSSE, a corpus we collected for our task, and MinWiki, a modification of an existing SPRP corpus (MinWikiSplit (Niklaus et al., 2019b)) to support our aims. We also give a brief description of differences in their distributions. Neural models are heavily biased by the distributions in their training data (Niven and Kao, 2019), and we show that DeSSE has a more even balance of linguistic phenomena.

3.1 DeSSE

DeSSE is collected in an undergraduate social science class, where students watched video clips about race relations, and wrote essays in a blog environment to share their opinions with the class. It was created to support analysis of student writing, so that different kinds of feedback mechanisms can be developed regarding sentence organization. Students have difficulty with revision to address lack of clarity in their writing (Kuhn et al., 2016), such as non-specific uses of connectives, run on sentences, repetitive statements and the like. These make DeSSE different from corpus with expert written text, such as Wikipedia and newspaper. The annotation process is unique in that it involves identifying where to split a source complex sentence into distinct clauses, and how to rephrase each resulting segment as a semantically complete simple sentence, omitting any discourse connectives. It differs from corpora that identify discourse units within sentences, such as RST-DT (Carlson et al., 2003) and PTDB (Prasad et al., 2008), because

¹ABCD is available at <https://github.com/serenayj/ABCD-ACL2021>.

- **Orig:** (I believe that *talking about race more in a civil way can only improve our society*), || **but** I can see why other people may have a different opinion.
- **Rephrase 1:** I believe that talking about race more in a civil way can only improve our society.
- **Rephrase 2:** I can see why other people may have a different opinion.

Figure 2: An original sentences from DeSSE with an intra-sentential connective (**but**), a verb that takes a clausal argument. The annotation first splits the sentence (at ||), then rephrases each segment into a simple sentence, dropping the connective.

Dataset	Disc. Conn.	VP-Conj.	Wh- & Rel. Cl.	Restrict. Rel. Cl.	<i>that</i> -comp.
MinWiki	58%	36%	10%	26%	0%
DeSSE	66%	22%	32%	34%	24%

Table 1: Prevalence of five linguistic phenomena in 50 randomly selected examples per dataset. Categories are not mutually exclusive.

clauses are explicitly rewritten as simple sentences. It differs from split-and-rephrase corpora such as MinWikiSplit, because of the focus in DeSSE on rephrased simple sentences that have a one-to-one correspondence to tensed clauses in the original complex sentence. DeSSE is also used for connective prediction tasks, as in (Gao et al., 2021).²

We perform our task on Amazon Mechanical Turk (AMT). In a series of pilot tasks on AMT, we iteratively designed annotation instructions and an annotation interface, while monitoring quality. Figure 2 illustrates two steps in the annotation: identification of n split points between tensed clauses, and rephrasing the source into $n + 1$ simple clauses, where any connectives are dropped. The instructions ask annotators to focus on tensed clauses occurring in conjoined or subordinate structures, relative clauses, parentheticals, and conjoined verb phrases, and to exclude gerundive phrases, infinitival clauses, and clausal arguments of verbs. The final version of the instructions describes the two annotation steps, provides a list of connectives, and illustrates a positive and negative example.³ The training and tests sets contains 12K and 790 examples, respectively.

3.2 MinWikiSplit

MinWikiSplit has 203K complex sentences and their rephrased versions (Niklaus et al., 2019b).

²DeSSE and MinWiki are available at <https://github.com/serenayj/DeSSE>.

³In step 2, the interface checked for any remaining connectives, to warn annotators. Details about the interface and quality control are included in appendix A.

It is built from *WikiSplit*, a text simplification dataset derived from Wikipedia revision histories (Narayan et al., 2017), modified to focus on minimal propositions that cannot be further decomposed. It was designed for simplifying complex sentences into multiple simple sentences, where the simple sentences can correspond to a very wide range of structures from the source sentences, such as prepositional or adjectival phrases. To best utilize this corpus for our purposes, we selected a subsample where the number of tensed verb phrases in the source sentences matches the number of rephrased propositions. The resulting MinWiki corpus has an 18K/1,075 train/test split.

3.3 Linguistic phenomena

Table 1 presents prevalence of syntactic patterns characterizing complex sentences in the two datasets. Four are positive examples of one-to-one correspondence of tensed clauses in the source with simple sentences in the rephrasings: discourse connectives (Disc. Conn.), VP-conjunction, clauses introduced by *wh*- subordinating conjunctions (e.g., *when*, *whether*, *how*) combined with non-restrictive relative clauses (*wh*- & Rel. Cl.), and restrictive relative clauses (Restrict. Rel. Cl.). The sixth column (negative examples) covers clausal arguments, which are often *that*-complements of verbs that express belief, speaking, attitude, emotion, and so on. MinWiki has few of the latter, presumably due to the genre difference between opinion essays (DeSSE) and Wikipedia (MinWiki).

4 Problem Formulation

We formulate the problem of converting complex sentences into covering sets of simple sentences as a graph segmentation problem. Each sentence is represented as a *Word Relation Graph* (WRG), a directed graph constructed from each input sentence with its dependency parse. Every word token and its positional index becomes a WRG vertex. For every pair of words, one or more edges are added as follows: a *neighbor* edge that indicates that the pair of words are linearly adjacent; a *dependency* edge that shows every pair of words connected by a dependency relation, adding critical grammatical relations, such as *subject*.

Figure 3 shows an example sentence and a simplified version of its WRG (edge directions are not shown, for readability). Vertices are labeled with word-index pairs in red font, and edges are labeled

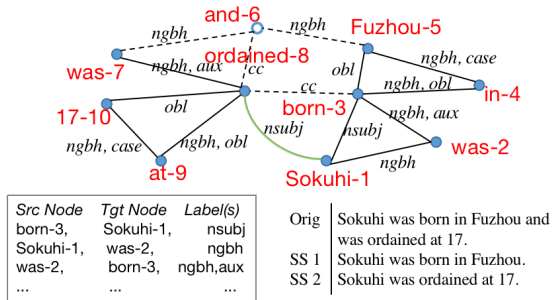


Figure 3: Example complex sentence (Orig), ground truth output (SS 1 and SS 2), and WRG (best seen in color; edge directions and punctuation omitted for readability). Vertices are word tokens and their indices, edges are neighbor (*ngbh*) and/or dependency relations. Dashed lines represent edges to **Break**, the green curved line represents an edge to **Copy**, the open circle node for *and-6* is for **Drop**, and all other parts of the graph get **Accept**. At bottom left is a fragment of the corresponding Edge Triple Set.

as *ngbh* for neighboring words, or with the tags corresponding to their dependency relations, such as *nsbj* between *Sokuhi-1* and *ordained-13*. An edge can have both types of relation, e.g. neighbor and dependency for *was-12* and *ordained-13*. The graph is stored as an Edge Triple Set, a set of triples with (source node, target node, label) representing each pair of words connected by an edge, as shown in Figure 3, bottom left. Given a sentence and its WRG, our goal is to decompose the graph into n connected components (CC) where each CC is later rewritten as an output simple sentence. To perform the graph decomposition, decisions are made on every edge triple. We define four *edit* types:

- **Accept**: retain the triple in the output
- **Break**: break the edge between a pair of words
- **Copy**: copy a target word into a CC
- **Drop**: delete the word from the output CCs

A training example consists of an input sentence, and one or more output sentences. If the input sentence is complex, the ground truth output consists of multiple simple sentences. The next section presents the ABCD pipeline. Two initial modules construct the WRG graphs for each input sentence, and the ABCD labels for the Edge Triple Sets based on the ground truth output. A neural model learns to assign ABCD labels to input WRG graphs, and a final graph segmenter generates simple sentences from the labeled WRG graphs. Details about the neural model are in the subsequent section.

5 System Overview

The full processing pipeline consists of five major components, as shown in Figure 4. Three pre-processing modules handle the WRG graph construction, conversion of graph triples to vectors, and creation of distant supervision labels for the graph. The fourth component is the ABCD neural model that learns to label a WRG graph, which is described in section 6. The last part of the pipeline is a post-processing module to segment WRG graphs based on the labels learned by the ABCD model, and to map each graph segment to a simple sentence.

Graph Constructor The first module in the system is a Graph Constructor that converts an input sentence and its dependency parse into a collection of vertices and edges. It is used during training and inference. It first extracts words and their indices from the input sentences of the training examples for the vertices of each WRG graph. A directed edge and **ngbh** label is assigned to all pairs of adjacent words. A directed edge and label is also assigned to every governing and dependent word pair (cf. Figure 3).

Edge Triples DB The Edge Triples DB, which is used during training and inference, creates vector representations for the input Edge Triples Sets for each training instance, using latent representations learned by an encoder component of the ABCD model. Using the word indices, a function maps the source and target words from every triple into its hidden representation learned by the encoder, and the triple’s edge label is converted into a one-hot encoding with dimension d . For an edge triples set with m triples, the source and target word hidden states are each stacked into an $m \times h$ matrix, and the one-hot vectors for edge labels are stacked into an $m \times d$ matrix. These three source, target, edge matrices that represent an Edge Triple Set are then fed into an attention layer, as discussed in section 6.

Distant Supervision Label Creator The expected supervision for our task is the choice of edit type for each triple, where the ground truth consists of pairs of an input sentence, and one or more output simple sentences. We use distant supervision where we automatically create edit labels for each triple based on the alignment between the original input sentence and the set of output simple sentences. In the Distant Supervision Label Creator

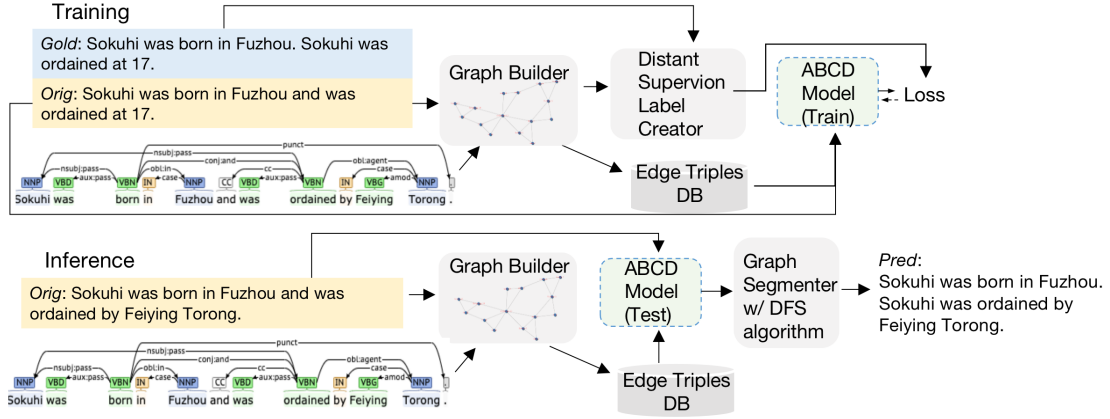


Figure 4: ABCD system overview during training (top) and inference (bottom).

module, for every triple, we check the following conditions: if the edge is a "neighbor" relation, and both source and target words are in the same output simple sentence, we mark this pair with edit type A; if the source and target words of a triple occur in different output simple sentences, the corresponding edit is B; if the source and target are in the same output simple sentence, and the only edge is a dependency label (meaning that they are not adjacent in the original sentence), we mark this pair as C; finally, if a word is not in any output simple sentence, we mark the corresponding type as D.

Graph Segmenter This module segments the graph into connected components using predicted edits, and generates the output sentences, as part of the inference pipeline. There are four stages consisting of: graph segmentation, traversal, subject copying, and output rearranging. In the graph segmentation stage, the module first performs actions on every triple per the predicted edit: if the edit is A, no action is taken; if the edit is B, the edge between the pair of words is dropped; given C, the edge is dropped, and the edge triple is stored in a temporary list for later retrieval; if the edit is D, the target word is dropped from the output graphs. After carrying out the predicted edits, we run a graph traversal algorithm on modified edge triples to find all CCs, using a modified version of the Depth-First-Search algorithm with linear time proposed in (Tarjan, 1972; Nuutila and Soisalon-Soininen, 1994). For each CC, the vertices are kept and the edges are dropped. Then we enter the subject copying stage: for each source, target pair in the temporary list mentioned earlier, we copy the word to the CC containing the target. Finally for every CC, we arrange all words in their linear order

by indices, and output a simple sentence.

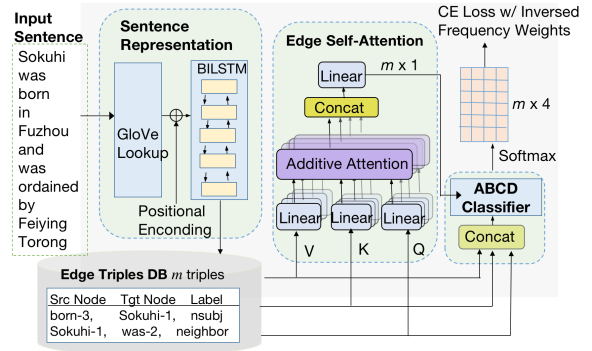


Figure 5: Architecture for ABCD model.

6 Neural Model

The ABCD model consists of three neural modules depicted in Figure 5: a sentence encoder to learn a hidden representation for the input sentence, a self-attention layer to generate attention scores on every edge label, and a classifier that generates a predicted distribution over the four edit types, based on the word's hidden representation, the edge label representation, and the attention scores.

6.1 Sentence Representation

The sentence representation module has two components: a word embedding look up layer based on GloVe (Pennington et al., 2014), and a bidirectional LSTM (Hochreiter and Schmidhuber, 1997) (see Figure 5). Given an input sentence length l , and the hidden state dimension M , the output from this module is $l \times M$. For a word with index i in the input sentence, we generate its hidden representation h_i such that it combines the hidden states from forward and backward LSTMs, with

$h_i \in \mathbb{R}^M$. A positional encoding function is added to the word embeddings. We found this particularly helpful in our task, presumably because the same word type at different positions might have different relations with other words, captured by distinct learned representations. Our experiments compare biLSTM training from scratch to use of BERT (Devlin et al., 2019), to see if pre-trained representations are helpful.

To utilize the learned word representations in the context of the relational information captured in the WRG graph, we send the sentence representation to the Edge Triple DB and extract representations h_i and h_j for the source and target words, based on indices i and j . A one-hot vector with dimensionality N encodes relations between pairs of source and target words; each edge triple is thus converted into three vectors: $h_{src}, h_{tgt}, d_{rel}$. We take position-wise summation over all one hot vectors if there is more than one label on an edge.

6.2 Edge Self-Attention

Attention has been useful for many NLP tasks. In our model, we adapt the multi-head self attention mechanism (Vaswani et al., 2017) to learn importance weights on types of edit operations, as shown in the middle green block in Figure 5. Given m edge triples, we first stack all source vectors h_{src} into a matrix H_{src} , and operate the same way on h_{tgt} and d_{rel} to obtain H_{tgt} and D_{rel} , such that $H_{src}, H_{tgt} \in \mathbb{R}^{m \times M}$, and $D_{rel} \in \mathbb{R}^{m \times N}$. These three matrices are the input to self-attention. For every head of the multi-head attention, we first obtain a feature representation with the three parameters V, K, Q mapping to sources, targets and relations, respectively, then compute a co-efficient e with a learnable parameter W^e as follows:

$$e = \text{LeakyRelu}(W^e(VH_{src}; KH_{tgt}; QD_{rel})) \quad (1)$$

where $e \in \mathbb{R}^{m \times 1}$. Then we compute the attention scores by taking a softmax over e :

$$\text{head} = \text{softmax}(e) \quad (2)$$

Finally, we concatenate all head attentions together, and pass them through a linear layer to learn the relations between heads, and generate the final attention scores:

$$\alpha = W(\text{concat}((\text{head}_1, \text{head}_2, \dots))) \quad (3)$$

$\alpha \in \mathbb{R}^{m \times 1}$. The attention scores are sent to the next module to help the classifier make its decision.

Dataset	A	B	C	D
MinWiki	85.23%	4.58%	3.60%	6.57%
DeSSE	74.77%	2.39%	5.62%	17.21%
MinWiki	0.0167	0.3533	0.4164	0.2135
DeSSE	0.0200	0.6266	0.2658	0.0876

Table 2: Distributions (Top) and inverse class weights (Bottom) for the four edit labels on both MinWiki and DeSSE datasets.

6.3 Edit Classification

The last component of our neural model is a classifier, as shown at the right of Figure 5. To aggregate the feature representation from the previous layer, we first concatenate the three matrices $H_{src}, H_{tgt}, D_{rel}$ into one representation, and multiply the attention scores as follows:

$$H' = \alpha(H_{src}; H_{tgt}, D_{rel}) \quad (4)$$

An MLP layer then takes H' as its input and generates the output distribution over the four edit types for each edge triple:

$$\text{Out}_M = \text{Softmax}(\text{MLP}(H')) \quad (5)$$

where $\text{Out}_M \in \mathbb{R}^{m \times 4}$.

As an alternative to MLP, we also investigated a bilinear classifier, which has proved efficient in capturing fine-grained differences in features for classification task (Dozat and Manning, 2017). The bilinear layer first takes H_{src} and H_{tgt} as input and generates transposed bilinear features :

$$\text{output}^{bi} = H_{src}^T W^A H_{tgt} + b \quad (6)$$

where W^A, b are learnable parameters. Then we sum the bilinear features with the MLP decisions and apply softmax on the result to get the final distribution over the four edit labels:

$$\text{Out}_B = \text{Softmax}(\text{output}^{bi} + \text{MLP}(H')) \quad (7)$$

where $\text{Out}_B \in \mathbb{R}^{m \times 4}$. We use cross entropy loss between predicted edit types and gold edit types created from distant supervision (see above).

6.4 Training

The class balance for our task is highly skewed: the frequency of class A is much higher than the other three classes, as shown in the top portion of Table 2. To mitigate the impact on training, we adopt the inverse class weighting for cross entropy loss introduced in (Huang et al., 2016). With this weighting, loss is weighted heavily towards rare classes, which forces the model to learn more about

the rare cases. Table 2 shows the weights for four edit labels on both datasets. On MinWiki, A occurs the most and has the lowest weights as 0.0167, a sharp contrast to B, C, D. On DeSSE, both A and D occur frequently while B and C have lower frequency with higher weights, at 0.6266 and 0.2658. DeSSE has fewer B, and more C and D than MinWiki. From this perspective, MinWiki is “simpler” than DeSSE because there are fewer edits on rewriting the sentences. This might be due to the different distributions of linguistic phenomena in the two datasets (see Table 1). In the next section, we will show that ABCD shows stronger improvements on complicated edits. Training details are in the appendix.

7 Experiments

We carry out two intrinsic evaluations of ABCD performance on MinWiki and DeSSE. Section 7.1 presents an intrinsic evaluation of ABCD variants on edit prediction, with error analysis and ablation studies. Section 7.2 compares the best ABCD model with several baselines on the quality of output propositions. We discuss evaluation metrics in section 7.3. Results show that ABCD models show consistently good performance compared to other baseline models on both datasets.

7.1 Intrinsic Evaluation on Edit Prediction

We report F1 scores on all four edit types from ABCD and its model variants. We compare two classifiers as mentioned in previous sections and investigate the difference between using biLSTM and BERT with fine-tuning, to see if pre-trained knowledge is useful for the task.

Table 3 presents results on MinWiki and DeSSE from the four model settings. All models perform better on MinWiki than DeSSE, and biLSTM+linear shows the best performance on both, with F1 scores of 0.82 and 0.67 on MinWiki and DeSSE respectively. Presumably this reflects the greater linguistic diversity of DeSSE shown in Table 1. The lower performance from BERT variants indicates the pre-trained knowledge is not helpful. Among the four edit types, all models have high F1 scores on A across datasets, high F1 on C for MinWiki, but not on DeSSE. B and D show lower scores, and all four models report lower F1 on B than D on both datasets.

To examine the significant drop on B and D from MinWiki to DeSSE, Table 4 presents error anal-

ysis on pairs of gold labels and predictions for B and D, using predictions from biLSTM+mlp. The model does poorly on B in both datasets, compared with predictions of 36.1% for A on MinWiki, on DeSSE, 27.42% for A and 15.18% for C. The model has high agreement on D from MinWiki, but predicts 42.63% A on DeSSE. We suspect that improved feature representation could raise performance; that is, pairs of words and their relations might be a weak supervision signal for B and D.

We conducted an ablation study on the inverse class weights mentioned in section 6 on MinWiki. After removing the weights, the model fails to learn other classes and only predicts A due to the highly imbalanced label distributions, which demonstrates the benefit of weighting the loss function. We also ablate positional encoding which leads to F1 scores of 0.90 for A, 0.51 for C, and 0 for both B and D, indicating the importance of positional encoding.

7.2 Intrinsic Evaluation of Output Sentences

For baselines, we use Copy₅₁₂ and DisSim, which both report performance on Wikisplit in previous work. We also include DCP, which relies on three rules applied to token-aligned dependency and constituency parses: DCP_{vp} extracts clauses with tensed verb phrases; DCP_{sbar} extracts SBAR subtrees from constituency trees; DCP_{recur} recursively applies the preceding rules.

For evaluation, we use BLEU with four-grams (BL4) (Papineni et al., 2002) and BERTScore (BS) (Zhang et al., 2019). We also include descriptive measures specific to our task. To indicate whether a model retains roughly the same number of words as the source sentence in the target output, we report average number of tokens per simple sentence (#T/SS). To capture the correspondence between the number of target simple sentences in the ground truth and model predictions, we use percentage of samples where the model predicts the correct number of simple sentences (Match #SS). BL4 captures the 4-gram alignments between candidate and reference word strings, but fails to assess similarity of latent meaning. BS applies token-level matching through contextualized word embeddings, therefore evaluates candidates on their word meanings. For each example, we first align each simple sentence in the ground truth with a prediction, compute the pairwise BL4 and BS scores, and take the average as the score for the example. A predicted output sentence with no

Category	MinWiki				DeSSE			
	biLSTM		BERT		biLSTM		BERT	
	mlp	bilinear	mlp	bilinear	mlp	bilinear	mlp	bilinear
A	0.98	0.98	0.93	0.86	0.91	0.88	0.88	0.87
B	0.48	0.48	0.41	0.36	0.34	0.42	0.31	0.28
C	0.99	0.99	0.95	0.98	0.89	0.78	0.89	0.55
D	0.80	0.84	0.39	0.75	0.49	0.54	0.45	0.45
All	0.78	0.82	0.72	0.74	0.66	0.67	0.63	0.57

Table 3: Performance (F1) of our model and its variants on MinWiki (N=1075) and DeSSE (N=790).

Data	Gold	Predicted			
		A	B	C	D
Minwiki	B	36.10	48.33	5.59	9.98
	D	14.01	0.14	0.46	85.38
DeSSE	B	27.42	46.62	15.18	10.76
	D	42.63	3.44	5.08	48.84

Table 4: Percentage (%) of count of predicted labels where gold labels are B and D from ABCD_{biLSTM+mlp}.

correspondent in the ground truth, or a ground truth sentence with no correspondent in the predicted, will add 0 to the numerator and 1 to the denominator of this average.

Table 5 presents results from the baselines and our ABCD best variant, biLSTM with two classifiers. None of the models surpasses all others on both datasets. All models show lower performance on DeSSE than MinWiki, again an indication that DeSSE is more challenging. On MinWiki, ABCD is competitive with Copy₅₁₂, the best performing model, with a narrow gap on Match#SS (0.65%) and BLEU4 (4.58). On DeSSE, ABCD BL4 and BS surpass all baselines. ABCD performance is 2.34% less than DCP_{recur} on Match #SS, but biLSTM+mlp output sentences have an average length of 8.85, which is closer to the gold average length of 9.07, in contrast to much longer output from DCP_{recur} of 14.16. To summarize, ABCD achieves competitive results on both datasets.

7.3 Error Analysis

While Table 4 presents error analysis on predictions of B that lead to an incorrect number of outputs, here we examine test sentences from both datasets where the prediction and ground truth have the same number of outputs. Table 6 shows the total number of examples for MinWiki (1,075) and for the positive examples in DeSSE (DeSSE_{pos}, 521). The M columns for each dataset give the number of examples where the number of targets in the ground truth matches the number of targets predicted by the model. On MinWiki, ABCD has marginally better BL4 and BS scores than Copy₅₁₂, but Copy₅₁₂ has 7 more cases with the correct num-

ber of outputs. For DeSSE, we restrict attention to the positive examples (MinWiki has no negative examples), because Copy₅₁₂ and ABCD perform equally well on the negative examples. By the BL4 and BS scores on DeSSE_{pos}, Copy₅₁₂ appears to perform much better than ABCD, but these scores are on 20 out of 521 examples (3.8%). Although ABCD’s scores are lower, it produces the correct number of output sentences in 47.4% of cases for the mlp, and 48.1% for the bilin.

Figure 6 shows three complex sentences from DeSSE with the annotated rewriting, and predicted propositions from Copy₅₁₂ and ABCD_{mlp}. Copy₅₁₂ correctly decomposes only one of the examples and copies the original input on the other two samples. On the one example where Copy produces two simple sentences, it alters the sentence meaning by replacing the word “genetics” with the word “interesting”. This exposes a drawback of encoder-decoder architectures on the proposition identification task, that is, the decoder can introduce words that are not in the input sentence, therefore failing to preserve the original meaning. In contrast, ABCD shows good performance on all three sentences by producing the same number of simple sentences as in the annotated rewriting. Especially for the third sentence, which contains an embedded clause, “*which has been the main mission since 9/11*”, the first proposition written by the annotator is not grammatically correct, and the subject of the second proposition is a pronoun *it*, referring to the semantic subject *Our main mission*. Nonetheless, ABCD generates two propositions, both of which are grammatically correct and meaning preserving.

8 Discussion

In this section, we discuss limitations of ABCD to guide future work. The first limitation is the low performance of ABCD on B. We observe that in DeSSE, some annotators did not break the sentences appropriately. We randomly selected 50 samples, and found 13 out of 50 (26%) examples

Group	Model	MinWiki				DeSSE			
		#T /SS	Match #SS(%)	BLEU4	BERTSc	#T /SS	Match #SS(%)	BLEU4	BERTSc
Parsing	DisSim	8.50	68.46	64.20	94.42	9.59	40.00	37.89	89.54
	DCP _{vp}	14.82	45.49	28.80	64.50	15.99	42.40	47.25	60.18
	DCP _{sbar}	19.07	17.49	19.35	49.07	17.24	44.81	48.02	59.89
	DCP _{recur}	16.30	67.90	31.78	58.08	14.16	55.63	34.44	61.37
Encoder-decoder	COPY	9.37	79.26	80.96	95.96	18.13	36.20	45.91	88.71
ABCD biLSTM	mlp	9.37	78.61	75.80	92.91	8.85	53.29	53.42	90.23
	bilin	9.53	76.72	76.38	90.28	8.10	52.66	41.57	94.78

Table 5: Performance of baselines and our models on Minwiki test set (N=1075, #T/SS = 10.03), and DeSSE test set (N=790, #T/SS=9.07). We report numbers of token per propositions (#T/SS), number of input sentences that have match number of output between prediction and ground truth in percentage (Match #SS%), BLEU with four-gram and BERTScore.

Orig	He did not do anything wrong, yet he was targeted and his family was murdered.
Human	He did not do anything wrong. He was targeted. His family was murdered.
Copy	He did not do anything wrong, he was targeted and his family was murdered.
ABCD	He did not do anything wrong. he was targeted. his family was murdered.
Orig	I guess I always knew it was genetics but I didnt know why our features are the way that they are.
Human	I guess I always knew it was genetics. I didnt know why our features are the way that they are.
Copy	I guess I always knew it was interesting . I didnt know why our features are the way that they are.
ABCD	I guess I always knew it was genetics . I didnt know why our features are the way that they are.
Orig	Our main mission, which has been the main mission since 9/11 is to eliminate terrorism wherever it may exist.
Human	Our main mission, which has been the main mission since 9/11. It is to eliminate terrorism wherever it may exist.
Copy	<i>same as Orig</i>
ABCD	Our main mission has been the main mission. <i>mission</i> is to eliminate terrorism wherever it may exist.

Figure 6: Three input complex sentences (Orig) from DeSSE, with the annotated rewriting (Human), and the predicted propositions from Copy and ABCD.

	MinWiki (N=1075)			DeSSE _{pos} (N=521)		
	M	BL4	BS	M	BL4	BS
Copy	852	88.81	97.16	20	92.48	98.66
mlp	845	89.59	97.21	247	78.49	95.73
bilin	825	92.00	96.94	251	74.25	98.21

Table 6: Performance of Copy₅₁₂ and our ABCD biLSTM models on all positive samples from MinWiki and DeSSE test set. Columns show the raw count of complex sentences where prediction has correct number of outputs (M), BL4 and BS.

where annotators add breaks to rewrite NPs and infinitives as clauses. This introduces noise into the data. Another reason of lower performance on B might be attributed to the current design of ABCD that neglects sequential relations among all words. Among all edge triples where it fails to assign B, 67% and 27.42% are with ngbh relations on MinWiki and DeSSE, respectively. Two possibilities for improving performance to investigate are enhancements to the information in the WRG graph, and re-formulating the problem into sequence labeling of triples.

The second limitation pertains mainly to DeSSE. In the training data, 34.7% of sentences have OOV words. For example, we noticed that annotators sometimes introduced personal pronouns (e.g.*he/she/they*) in their rewrites of VP-conjunction, instead of copying the subjects, or they substituted a demonstrative pronoun

(e.g.*this/these*) for clausal arguments. This could be addressed by expanding the edit types to include the ability to INSERT words from a restricted insertion vocabulary. Nevertheless, our model has a small performance gap with Copy₅₁₂ on MinWiki, and outperforms the baselines on DeSSE.

A third issue is whether ABCD would generalize to other languages. We expect ABCD would perform well on European languages with existing dependency and constituency parsers, and with an annotated dataset.

9 Conclusion

We presented a new task to decompose complex sentences into simple ones, along with DeSSE, a new dataset designed for this task. We proposed the neural ABCD model to predict four edits operations on sentence graphs, as part of a larger pipeline from our graph-edit problem formulation. ABCD performance comes close to or outperforms the parsing-based and encoder-decoder baselines. Our work selectively integrates modules to capitalize on the linguistic precision of parsing-based methods, and the expressiveness of graphs for encoding different aspects of linguistic structure, while still capitalizing on the power of neural networks for representation learning.

References

- Roei Aharoni and Yoav Goldberg. 2018. Split and rephrase: Better evaluation and stronger baselines. In *Proceedings of the 56th Annual Meeting of the Association for Computational Linguistics (Volume 2: Short Papers)*, pages 719–724.
- Jill Burstein, Karen Kukich, Susanne Wolff, Chi Lu, and Martin Chodorow. 1998. [Enriching automated essay scoring using discourse marking](#). In *Discourse Relations and Discourse Markers*.
- Lynn Carlson, Daniel Marcu, and Mary Ellen Okunowski. 2003. Building a discourse-tagged corpus in the framework of rhetorical structure theory. In *Current and new directions in discourse and dialogue*, pages 85–112. Springer.
- Seniz Demir, Sandra Carberry, and Kathleen F McCoy. 2010. A discourse-aware graph-based content-selection framework. In *Proceedings of the 6th International Natural Language Generation Conference*.
- Jacob Devlin, Ming-Wei Chang, Kenton Lee, and Kristina Toutanova. 2019. [BERT: Pre-training of deep bidirectional transformers for language understanding](#). In *Proceedings of the 2019 Conference of the North American Chapter of the Association for Computational Linguistics: Human Language Technologies, Volume 1 (Long and Short Papers)*, pages 4171–4186, Minneapolis, Minnesota. Association for Computational Linguistics.
- Timothy Dozat and Christopher D. Manning. 2017. [Deep biaffine attention for neural dependency parsing](#). In *5th International Conference on Learning Representations, ICLR 2017, Toulon, France, April 24-26, 2017, Conference Track Proceedings*. OpenReview.net.
- Yimai Fang, Haoyue Zhu, Ewa Muszyńska, Alexander Kuhnle, and Simone Teufel. 2016. A proposition-based abstractive summariser. In *Proceedings of COLING 2016, the 26th International Conference on Computational Linguistics: Technical Papers*, pages 567–578.
- Chris Fournier. 2013. [Evaluating text segmentation using boundary edit distance](#). In *Proceedings of the 51st Annual Meeting of the Association for Computational Linguistics (Volume 1: Long Papers)*, pages 1702–1712, Sofia, Bulgaria. Association for Computational Linguistics.
- Yanjun Gao, Ting-Hao Huang, and Rebecca J. Passonneau. 2021. [Learning clause representation from dependency-anchor graph for connective prediction](#). In *Proceedings of the Fifteenth Workshop on Graph-Based Methods for Natural Language Processing (TextGraphs-15)*, pages 54–66, Mexico City, Mexico. Association for Computational Linguistics.
- Yanjun Gao, Chen Sun, and Rebecca J. Passonneau. 2019. [Automated pyramid summarization evaluation](#). In *Proceedings of the 23rd Conference on Computational Natural Language Learning (CoNLL)*, pages 404–418, Hong Kong, China. Association for Computational Linguistics.
- Jiatao Gu, Zhengdong Lu, Hang Li, and Victor OK Li. 2016. Incorporating copying mechanism in sequence-to-sequence learning. In *Proceedings of the 54th Annual Meeting of the Association for Computational Linguistics (Volume 1: Long Papers)*, pages 1631–1640.
- Sepp Hochreiter and Jürgen Schmidhuber. 1997. Long short-term memory. *Neural computation*, 9(8):1735–1780.
- Chen Huang, Yining Li, Chen Change Loy, and Xiaoou Tang. 2016. Learning deep representation for imbalanced classification. In *Proceedings of the IEEE conference on computer vision and pattern recognition*, pages 5375–5384.
- Yohan Jo, Elijah Mayfield, Chris Reed, and Eduard Hovy. 2020. Machine-aided annotation for fine-grained proposition types in argumentation. In *Proceedings of The 12th Language Resources and Evaluation Conference*, pages 1008–1018.
- Yohan Jo, Jacky Visser, Chris Reed, and Eduard Hovy. 2019. [A cascade model for proposition extraction in argumentation](#). In *Proceedings of the 6th Workshop on Argument Mining*, pages 11–24, Florence, Italy. Association for Computational Linguistics.
- Deanna Kuhn, Laura Hemberger, and Valerie Khait. 2016. Tracing the development of argumentative writing in a discourse-rich context. *Written Communication*, 33(1):92–121.
- Jing Li, Aixin Sun, and Shafiq Joty. 2018. SegBot: a generic neural text segmentation model with pointer network. In *Proceedings of the 27th International Joint Conference on Artificial Intelligence (IJCAI)*, pages 4166–4172.
- William C Mann and Sandra A Thompson. 1986. Relational propositions in discourse. *Discourse processes*, 9(1):57–90.
- Shashi Narayan, Claire Gardent, Shay Cohen, and Anastasia Shimorina. 2017. Split and rephrase. In *EMNLP 2017: Conference on Empirical Methods in Natural Language Processing*, pages 617–627.
- Christina Niklaus, Matthias Cetto, André Freitas, and Siegfried Handschuh. 2019a. [DisSim: A discourse-aware syntactic text simplification framework for English and German](#). In *Proceedings of the 12th International Conference on Natural Language Generation*, pages 504–507, Tokyo, Japan. Association for Computational Linguistics.

- Christina Niklaus, André Freitas, and Siegfried Handschuh. 2019b. *MinWikiSplit: A sentence splitting corpus with minimal propositions*. In *Proceedings of the 12th International Conference on Natural Language Generation*, pages 118–123, Tokyo, Japan. Association for Computational Linguistics.
- Timothy Niven and Hung-Yu Kao. 2019. Probing neural network comprehension of natural language arguments. In *Proceedings of the 57th Annual Meeting of the Association for Computational Linguistics*, pages 4658–4664.
- Esko Nuutila and Eljas Soisalon-Soininen. 1994. On finding the strongly connected components in a directed graph. *Information processing letters*, 49(1):9–14.
- Kishore Papineni, Salim Roukos, Todd Ward, and Wei-Jing Zhu. 2002. Bleu: a method for automatic evaluation of machine translation. In *Proceedings of the 40th annual meeting of the Association for Computational Linguistics*, pages 311–318.
- Jeffrey Pennington, Richard Socher, and Christopher D Manning. 2014. Glove: Global vectors for word representation. In *Proceedings of the 2014 conference on empirical methods in natural language processing (EMNLP)*, pages 1532–1543.
- Maxime Peyrard and Judith Eckle-Kohler. 2017. Supervised learning of automatic pyramid for optimization-based multi-document summarization. In *Proceedings of the 55th Annual Meeting of the Association for Computational Linguistics (Volume 1: Long Papers)*, pages 1084–1094.
- Rashmi Prasad, Nikhil Dinesh, Alan Lee, Eleni Miltakaki, Livio Robaldo, Aravind K Joshi, and Bonnie L Webber. 2008. The penn discourse treebank 2.0. In *LREC*. Citeseer.
- Valentina Pyatkin, Ayal Klein, Reut Tsarfaty, and Ido Dagan. 2020. Qadiscourse-discourse relations as qa pairs: Representation, crowdsourcing and baselines. In *Proceedings of the 2020 Conference on Empirical Methods in Natural Language Processing (EMNLP)*, pages 2804–2819.
- Robert Tarjan. 1972. Depth-first search and linear graph algorithms. *SIAM journal on computing*, 1(2):146–160.
- Ashish Vaswani, Noam Shazeer, Niki Parmar, Jakob Uszkoreit, Llion Jones, Aidan N Gomez, Łukasz Kaiser, and Illia Polosukhin. 2017. Attention is all you need. In *Advances in neural information processing systems*, pages 5998–6008.
- Yizhong Wang, Sujian Li, and Jingfeng Yang. 2018. Toward fast and accurate neural discourse segmentation. In *Proceedings of the 2018 Conference on Empirical Methods in Natural Language Processing*, pages 962–967.
- Tianyi Zhang, Varsha Kishore, Felix Wu, Kilian Q Weinberger, and Yoav Artzi. 2019. Bertscore: Evaluating text generation with bert. In *International Conference on Learning Representations*.
- Xingxing Zhang and Mirella Lapata. 2017. Sentence simplification with deep reinforcement learning. In *Proceedings of the 2017 Conference on Empirical Methods in Natural Language Processing*, pages 584–594.

A Annotation Instruction in DeSSE

Here we present the instructions for annotators, as shown by Figure 7.

Complex sentences are built up from simple ones using connectives like "and", "or", "but", "however", "because", "when", "until", "if", and relative pronouns like "which", "who", "that".

In this HIT, you will see a complex sentence. Please:

1. Segment this sentence into several substrings, and then
2. Modify each substring to make a short, complete, new sentence, leaving out the connectives and relative pronouns.

Please convert the original long sentence into at least 1, at most 5 sub-sentences. (We usually expect 2 or 3 sub-sentences.) Then rewrite the sub-sentences to satisfy ALL these requirements:

1. Each new simple sentence should be a complete (!), readable, grammatical sentence.
2. The content in the simple sentences should add up to the content in the complex sentences, minus all the connectives.
3. Avoid using the words that are not appeared in the original sentence for your rewriting, except the changes from singular to plural, person's name to pronouns.

NOTE: If you get an example that is a simple sentence already, not a complex sentence, just copy it and submit it as is.

Figure 7: Instruction for DeSSE annotation

The instructions illustrate the two phases of annotation. The annotator first chooses whether to add one or more split points to an input sentence, where the word after a split point represents the first word of a new segment. Once an annotator has identified the split points (first page of the AMT interface, shown as Figure 8), a second page of the interface appears. Figure 9 shows the second view when annotators rewrite the segments. Every span of words defined by split points (or the original sentence if no split points), appears in its own text entry box for the annotator to rewrite. Annotators cannot submit if they remove all the words from a text entry box. They are instructed to rewrite each text span as a complete sentence, and to leave out the discourse connectives.

Several kinds of auto-checking and warnings are applied in the interface to ensure quality. If a rewrite contains a discourse connective, a warning box pops up asking if they should drop the discourse connective before submitting it. A warning box will show up if annotators use vocabulary outside the original sentence. To prevent annotators from failing to rewrite, we monitored the output, checking for cases where they submitted the text spans with no rewriting. Annotators were prohibited to submit if the interface detected an empty

Original Sentence

I think that when people only get a glimpse of another religion or culture from the media it creates wrongful prejudices.

1. Please use the "Enter" key to split this original sentence into at most 5 lines of substring(s), where each substring can be re-written into a short sentence. Each sub-sentence should be as simple as possible.

I think that when people only get a glimpse of another religion or culture from the media
it creates wrongful prejudices.

Go split this sentence into 2 sub-sentence(s)

Reset to Original Sentence

Figure 8: Interface of splitting the sentence

2. Modify each substring to make it a complete, readable, grammatical sentence. You can leave out connectives such as "as", "and", "but", "if", etc.

I think that when people only get a glimpse of another religion or culture

1. from the media

Modify the substring above to make a readable, grammatical sentence.

2. it creates wrongful prejudices.

Modify the substring above to make a readable, grammatical sentence.

Submit Your Story

Figure 9: Interface of rewriting the segments from Figure 8 into complete sentences

rewrite box or the total lengths of the rewrites are too short compared to the source sentence. We warned annotators by email that if they failed to produce complete sentences in the rewrite boxes, they would be blocked. Some annotators were blocked, but most responded positively to the warnings.

B Quality control in DeSSE

To test the clarity of instruction and interface, the initial 500 sentences were used for evaluating the task quality, each labeled by three turkers (73 turkers overall), using three measures of consistency, all in [0,1]. Average pairwise boundary similarity (Fournier, 2013), a very conservative measure of whether annotators produce the same number of segments with boundaries at nearly the same locations, was 0.55. Percent agreement on number of output substrings was 0.80. On annotations with the same number of segments, we measured the average Jaccard score (ratio of set intersection to set union) of words in segments from different annotators, which was 0.88, and words from rephrasings, which was 0.73. With all metrics close to 1, and boundary similarity above 0.5, we concluded

quality was already high. During the actual data collection, quality was higher because we monitored quality on a daily basis and communicated with turkers who had questions.

C Experiment Settings

We trained our model on a Linux machine with four Nvidia RTX 2080 Ti GPUs. We conducted grid search for the hyper-parameters, with learning rate in the range of $[1e-2, 1e-5]$ (step size 0.0005), weight decay between $[0.90, 0.99]$, hidden size $[200, 800]$ (step size 200). Final parameters are set with Adam optimizer and learning rate at $1e - 4$, weight decay 0.99, embedding dropout at 0.2, maximum epoch as 100 with early stop. We use GloVe 100 dimension vectors, hidden size of network as 800. We set the number of heads in self-attention as 4, corresponding to the four edit types. With batch size 64, it takes about 6 hours to train MinWiki and 4 hours for DeSSE. For BERT fine-tuning, we use $1e - 4$ learning rate, weight decay at 0.99.