
Local policy search with Bayesian optimization

Sarah Müller*^{1,4} Alexander von Rohr*^{1,2,3} Sebastian Trimpe^{1,2}

¹Max Planck Institute for Intelligent Systems, Stuttgart, Germany

²Institute for Data Science in Mechanical Engineering, RWTH Aachen University, Germany

³IAV GmbH, Gifhorn, Germany

⁴Institute for Ophthalmic Research, University of Tübingen, Tübingen, Germany

sar.mueller@uni-tuebingen.de

{vonrohr, trimpe}@dsme.rwth-aachen.de

Abstract

Reinforcement learning (RL) aims to find an optimal policy by interaction with an environment. Consequently, learning complex behavior requires a vast number of samples, which can be prohibitive in practice. Nevertheless, instead of systematically reasoning and actively choosing informative samples, policy gradients for local search are often obtained from random perturbations. These random samples yield high variance estimates and hence are sub-optimal in terms of sample complexity. Actively selecting informative samples is at the core of Bayesian optimization, which constructs a probabilistic surrogate of the objective from past samples to reason about informative subsequent ones. In this paper, we propose to join both worlds. We develop an algorithm utilizing a probabilistic model of the objective function and its gradient. Based on the model, the algorithm decides where to query a noisy zeroth-order oracle to improve the gradient estimates. The resulting algorithm is a novel type of policy search method, which we compare to existing black-box algorithms. The comparison reveals improved sample complexity and reduced variance in extensive empirical evaluations on synthetic objectives. Further, we highlight the benefits of active sampling on popular RL benchmarks.

1 Introduction

Reinforcement learning (RL) is a notoriously data-hungry machine learning problem, where state-of-the-art methods easily require tens of thousands of data points to learn a given task [1]. For every data point, the agent has to carry out potentially complex interactions with its environment, either in simulation or in the physical world. This expensive data collection motivates the development of sample-efficient algorithms. Herein, we consider policy search problems, a type of RL technique where we directly optimize the parameters of a policy with respect to the cumulative reward over a finite episode. The collected data is utilized to estimate the direction of local policy improvement, enabling the use of powerful optimization techniques such as stochastic gradient descent. Policy gradient methods (e.g., [2–5]) usually rely on random perturbations for data generation, e.g., in the form of exploration noise in the action space or stochastic policies, and do not reason about uncertainty in their gradient estimation. However, innate in the RL setting is the ability to actively generate data, allowing the agent to decide on *informative queries*, thereby potentially reducing the amount of data needed to find a (local) optimum. Active sampling has the potential to allow those algorithms to improve sample complexity, reducing the number of environment interactions.

*Equal contribution

In contrast to random sampling, Bayesian optimization (BO) [6] is a paradigm to optimize expensive-to-evaluate and noisy functions in a sample-efficient manner. At the core of BO is the question of how to query the objective function efficiently to maximize the information contained in each sample. By building a probabilistic model of the objective using past data and, critically, *prior knowledge*, the algorithm can reason about how to query a noisy oracle to solve the optimization task. Since RL can be framed as a black-box optimization problem, we can use BO to learn policies in a sample-efficient way. However, even though BO has been used to tackle RL, these approaches are often restricted to low-dimensional problems. One reason is that BO aims to find a *global* optimum; hence, without further assumptions, BO algorithms need to model and search the entire domain, which needs a lot of data and gets exponentially more difficult as the dimensionality increases. Additionally, as the amount of data grows so does the computational complexity of probabilistic models, which becomes a significant problem. However, the success of RL algorithms using policy gradient methods indicates that for many problems it is sufficient to find a locally optimal policy.

Our proposed algorithm combines the strength of gradient-based policy optimization with active sampling of policy parameters using BO. We thereby improve the computational complexity of BO methods on the one hand, and the sample-inefficiency of gradient-based methods on the other hand, especially when proper prior knowledge is available. We achieve these improvements by explicitly learning a probabilistic model of the objective in the form of a Gaussian process (GP) [7]. From this model, we can jointly infer the objective and its gradients with a tractable probabilistic posterior. The resulting Jacobian estimate includes all data points, rendering data usage more efficient. Further, the algorithm infers informative queries from the uncertainty of the probabilistic model to improve the estimate of the local gradient. While in this paper we adapt the setting of Mania et al. [1] and assume access to zeroth-order information only, the algorithm extends straightforwardly to policy gradient algorithms where additional first-order information is available. In summary, the contribution of this paper is a local BO-like optimizer called *Gradient Information with BO* (GIBO). The queries of GIBO are chosen optimally to minimize uncertainty about the Jacobian. GIBO uses a local GP model for active sampling and gradient estimation and can be used with existing policy search algorithms. Using only zeroth order information, GIBO is able to

- significantly improves sample complexity in extensive within-model comparisons, i.e., when accurate prior knowledge is available;
- is able to solve RL benchmark problems in a sample efficient manner; and
- reduces variance in the rewards when compared to non-active sampling baselines.

2 Preliminaries

This work presents a local optimizer with active sampling. The objective function and its derivative’s joint distribution are modeled using a GP. Since we have developed the optimizer with the RL application in mind, we also introduce the RL problem. For the sake of brevity, we refer the reader to [7] and [8] for an introduction into GPs and BO, respectively.

2.1 Problem setting

In the following we phrase policy search as a black-box optimization problem. For a parameterized policy $\pi_\theta : \Theta \times \mathcal{S} \rightarrow \mathcal{A}$ that maps states $s \in \mathcal{S}$ and the static policy parameters $\theta \in \Theta$ to actions $a \in \mathcal{A}$, we use the same performance measure as in policy gradient methods for the episodic case.

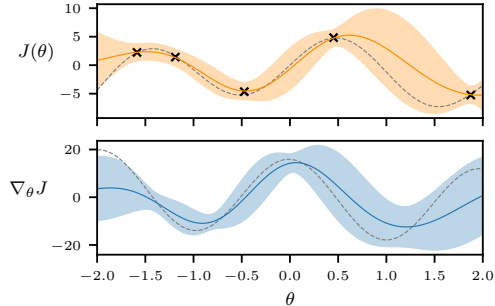


Figure 1: Estimation of a Jacobian GP model (bottom) of a 1-dimensional objective function (top). The model can form a posterior belief over the gradient from function observations (black crosses). Uncertainty for the Jacobian model is reduced *between* observations. An active sample strategy can improve gradient estimates.

Hence, the objective function $J : \mathbb{R}^d \rightarrow \mathbb{R}$ is defined as

$$J(\theta) = \mathbb{E}_{\pi_\theta} \left[\sum_{i=0}^I r_i \right],$$

where \mathbb{E}_{π_θ} is the expectation under policy π_θ , r_i is the reward at time step i , and I the length of the episode. A BO query is equivalent to the return of one rollout following the policy π_θ in the environment. The expected episodic reward is entirely determined by choice of policy parameters (and the initial conditions). Thus, the optimizer explores the reward function in the parameter space rather than in the action space. Since initial conditions might vary and the environment can be non-deterministic, reward evaluations are noisy.

Policy search herein is abstracted as a zeroth-order optimization problem of the form

$$\theta^* = \arg \max_{\theta \in \Theta} J(\theta), \quad (1)$$

where θ is the variable and $\Theta \subset \mathbb{R}^d$ a bounded set. To solve (1), an optimization algorithm can query an oracle for a noisy function evaluation $y = J(\theta) + \omega$. We assume an i.i.d. noise variable $\omega \in \mathbb{R}$ to follow a normal distribution $\omega \sim \mathcal{N}(0, \sigma^2)$ with variance σ^2 . We do not assume access to gradient information or other higher-order oracles for conciseness. Albeit, GIBO requires that the following critical assumption is fulfilled:

Assumption 1. *The objective function J is a sample from a known GP prior $J \sim GP(m(\theta), k(\theta, \theta'))$, where the mean function is at least once differentiable and the covariance function k is at least twice differentiable, w.r.t. θ .*

This is the standard setting for BO with the addition that the mean and kernel need to be differentiable, which is satisfied by some of the most common kernels such as the squared exponential (SE) kernel. In the empirical section, we investigate the performance of the developed algorithm with and without Assumption 1 holding true.

2.2 Jacobian GP model

Since GPs are closed under linear operations, the derivative of a GP is again a GP [7]. This enables us to derive an analytical distribution for the objective's Jacobian, which we can use as a proxy for gradient estimates and enable gradient-based optimization.

Following Rasmussen and Williams [7], the joint distribution between a GP and its derivative at the point θ_* is

$$\begin{bmatrix} \bar{y} \\ \nabla_{\theta_*} J_* \end{bmatrix} \sim \mathcal{N} \left(\begin{bmatrix} m(X) \\ \nabla_{\theta_*} m(\theta_*) \end{bmatrix}, \begin{bmatrix} K(X, X) + \sigma^2 I & \nabla_{\theta_*} K(X, \theta_*) \\ \nabla_{\theta_*} K(\theta_*, X) & \nabla_{\theta_*}^2 K(\theta_*, \theta_*) \end{bmatrix} \right), \quad (2)$$

where \bar{y} are the n zeroth-order observations, $X \subset \Theta$ are the locations of these observations $X = [\theta_1, \dots, \theta_n]$, and K the covariance matrix given by the kernel function $k : \Theta \times \Theta \rightarrow \mathbb{R}$. The posterior can be derived by conditioning the joint Gaussian prior distribution on the observation [7]

$$\begin{aligned} p(\nabla_{\theta_*} J_* | \theta_*, X, \bar{y}) &\sim \mathcal{N}(\mu'_*, \Sigma'_*) \\ \mu'_* &= \underbrace{\nabla_{\theta_*} m(\theta_*)}_{\in \mathbb{R}^d} + \underbrace{\nabla_{\theta_*} K(\theta_*, X)}_{\in \mathbb{R}^{d \times n}} \underbrace{(K(X, X) + \sigma^2 I)^{-1}}_{\in \mathbb{R}^{n \times n}} \underbrace{(\bar{y} - m(X))}_{\in \mathbb{R}^n} \in \mathbb{R}^d \\ \Sigma'_* &= \underbrace{\nabla_{\theta_*}^2 K(\theta_*, \theta_*)}_{\in \mathbb{R}^{d \times d}} - \underbrace{\nabla_{\theta_*} K(\theta_*, X)}_{\in \mathbb{R}^{d \times n}} \underbrace{(K(X, X) + \sigma^2 I)^{-1}}_{\in \mathbb{R}^{n \times n}} \underbrace{\nabla_{\theta_*} K(X, \theta_*)}_{\in \mathbb{R}^{n \times d}} \in \mathbb{R}^{d \times d}. \end{aligned} \quad (3)$$

Remark 1. *Note that the term $(K(X, X) + \sigma^2 I)^{-1}$ with the highest computational cost ($\mathcal{O}(N^3)$) is the same term that is used to compute the posterior over J . Therefore, calculating the Jacobian does not add to the computational complexity once a GP posterior has been computed.*

Any twice differentiable kernel is sufficient for the presented framework, but we assume a SE kernel for the remainder of the paper. For the derivatives of the SE kernel function see Appendix A.1. For a visual example of function- and the Jacobian-posterior, refer to Fig. 1. The figure indicates that

a zeroth-order oracle is enough to form a reasonable belief over the function’s gradient. Moreover, Fig. 1 shows that the uncertainty about the Jacobian gets reduced *between* query points more so than at the query points themselves. To minimize uncertainty about the Jacobian at a specific point, it intuitively makes sense to space out query points in its immediate surrounding. Herein, we formalize this intuition and formulate an optimization problem that sequentially decides on query points that provide the most information about the Jacobian.

2.3 Related work

In the presented contribution we focus on the benefits of active sampling in policy search, specifically on sample efficiency. Therefore, this section focuses on active sampling in model-free RL setting using probabilistic uncertainty estimations. Most of the literature in this setting is based on BO, but generating informative samples is also discussed in literature regarding evolutionary strategies as well as in policy gradient methods.

Bayesian optimization as an active sampling method has been used for global policy search, mostly in lower dimensional parameter spaces from 2–15 dimensions [9–13]. Global BO for RL, exemplified by the mentioned literature and without additional assumptions, is limited to relatively low dimensional problems for two reasons: (i) the computational complexity of global probabilistic models does not scale well with the number of data points, (ii) global optimization of high-dimensional non-convex objectives is a challenging problem to solve in general. To combat these problems local variants of BO have been proposed and applied to RL problems, see e.g., [14–17]. These works rely on restricting the search space of BO by a probabilistic belief over the optimum’s location [14] using rectangular trust-regions [15], learning a partition [16], or by staying close (as defined by the GP kernel) to past samples [17]. Restrictions in the parameter space avoid ‘over-exploration’ of high-dimensional search spaces and thereby encourage exploitation of (local) minima. Our proposed method delegates the exploitation to a gradient-based optimizer after exploring a local property, the function’s derivative at the current iterate, for which a local search (and model) is sufficient. McLeod et al. [18] and more recently Shekhar and Javidi [19] suggest switching from global BO to a local gradient-based method once a locally convex region containing a low-regret solution has been identified, thereby improving convergence properties of BO. In [18] GIBO can replace the local optimizer of choice and in Shekhar and Javidi [19] GIBO can be used for optimal uncertainty reduction in the gradient estimate.

In general, a GP posterior can incorporate gradient information if the kernel is differentiable and a first-order oracle is available. Bayesian optimization methods that utilize gradient observations are known as first-order BO, and different approaches on how to include the derivative information in the model and acquisition functions have been proposed [20–23]. Since computing the joint posterior using first- and zeroth-order information is computationally expensive, Ahmed et al. [21] and Wu et al. [22] are using a single directional derivative instead of all partial derivatives. A first-order BO approach for RL, where the gradient information is actively used to decide on the following query, is introduced by Prabuchandran et al. [23]. The method therein actively searches for local optima by querying points where the gradient is expected to be zero. In contrast to this approach, we actively reduce local uncertainty of the Jacobian model and afterwards a gradient-based optimizer decides on the next location.

Reinforcement learning problems in the form of (1) can also be used by evolutionary methods such as [1, 24–26] and recently by policy gradient methods Faccio et al. [27]. These methods typically explore through random perturbations in the parameter space of the policy instead of active sampling. However, generating more informative samples improves evolutionary strategies. Maheswaranathan et al. [25] shows this by adapting the sampling distribution using surrogate gradient information such as previous estimates, and Choromanski et al. [26] uses determinantal point processes for informative samples.

Policies that generate more informative samples have helped to improve model-free RL algorithms’ performance during the past decade; we mention three examples here: Levine and Koltun [28] propose so-called guiding samples in high reward areas using differential dynamic programming and model knowledge. Soft actor-critic (SAC) methods [3] add the policy’s entropy to the reward function to encourage exploration and improve the variance of gradient estimates. Based on SAC an optimistic actor-critic algorithm is introduced in [29] with a different exploration strategy that samples more informative actions. To reduce variance in the gradient estimate, it is possible to use GIBO as a layer between the policy gradient estimator such as SAC and a gradient-based optimizer, e.g., stochastic

gradient ascent or Adam [30]. In future work GIBO can be extended to utilize state-of-the-art policy gradient methods as an additional oracle for first-order information and help these methods reducing the variance of their gradient estimates through active sampling. Based on the posterior conditioned on all collected rewards, our algorithm can supply posterior gradient estimates and subsequent queries to evaluate.

To demonstrate the benefits of GIBO in a simple setup, we adopt the setting proposed by Mania et al. [1] as a baseline. Augmented Random Search (ARS) [1] assumes a black-box setting without access to gradient samples and estimates the gradient from the finite-difference of random perturbations, effectively solving RL problems. We replace the random sampling strategy of ARS with active sampling and the gradient estimation with a GP model. These changes improve the sample complexity and variance of ARS, especially when prior knowledge about the objective function is available.

3 Gradient informative Bayesian optimization

Here, we introduce the GIBO method. First, we define an acquisition function to reduce uncertainty for the Jacobian. Second, we outline the GIBO algorithm and discuss some implementation choices.

3.1 Maximizing gradient information

We employ the BO framework to design a set of iterative queries maximizing gradient information. To this extend, we propose a novel acquisition function *Gradient Information (GI)* actively suggesting query points most informative for the gradient at the current parameters θ_t . Acquisition functions measure the expected utility of a sample point based on a surrogate model conditioned on the observed data. The utility $U : \mathbb{R}^d \rightarrow \mathbb{R}$ of our method depends on a Jacobian GP model, the objective’s observation data \mathcal{D} , and the current parameter θ_t . It measures the decrease in the derivative’s variance at θ_t when observing a new point θ of the objective function. Hence, we define the utility as the expected difference between the Jacobian’s variance $\Sigma'(\theta_t|\mathcal{D})$ *before* and the Jacobian’s variance $\Sigma'(\theta_t|\{\mathcal{D}, (\theta, y)\})$ *after* observing a new point (θ, y)

$$\alpha_{\text{GI}}(\theta|\theta_t, \mathcal{D}) = \mathbb{E}[U(\theta|\theta_t, \mathcal{D})] = \mathbb{E}[\text{Tr}(\Sigma'(\theta_t|\mathcal{D})) - \text{Tr}(\Sigma'(\theta_t|\{\mathcal{D}, (\theta, y)\}))], \quad (4)$$

where Tr denotes the trace operator and $\Sigma'(\theta_t|\mathcal{D})$ is the variance of the Jacobian’s GP model at θ_t

$$\nabla_{\theta} J|_{\theta=\theta_t} \sim \mathcal{GP}(\mu'(\theta_t|\mathcal{D}), \Sigma'(\theta_t|\mathcal{D})). \quad (5)$$

The Jacobian’s variance $\Sigma'(\theta_t|\{\mathcal{D}, (\theta, y)\})$ depends on the extended dataset $\{\mathcal{D}, (\theta, y)\}$. A property of the Gaussian distribution is, that the covariance function is independent of the observed targets y as shown in Equation (3). Hence, the optimization over the expectation is (cf. Appendix A.2) to

$$\arg \max_{\theta} \alpha_{\text{GI}}(\theta|\theta_t, \mathcal{D}) = \arg \min_{\theta} \text{Tr}(\Sigma'(\theta_t|[X, \theta])), \quad (6)$$

where the variance only depends on a virtual data set $\hat{X} = [\theta_1, \dots, \theta_n, \theta] =: [X, \theta]$. In conclusion, the most informative new parameter θ to query is only dependent on *where* we sample next and is independent of its outcome $f(\theta) = y$. When we replace the Jacobian’s variance in (6) with (3) and leave out constant factors we get

$$\theta^* = \arg \max_{\theta} \text{Tr} \left(\nabla_{\theta_t} K(\theta_t, \hat{X}) \left(K(\hat{X}, \hat{X}) + \sigma_n^2 I \right)^{-1} \left(\nabla_{\theta_t} K(\theta_t, \hat{X}) \right)^T \right). \quad (7)$$

Since the acquisition function only depends on the virtual data set, its optimization can be handled computationally efficient by performing the matrix inversion in (7) with Cholesky factor updates (see Appendix A.3). Furthermore, since the Jacobian is a local property we can optimize (7) effectively using the of-the-shelf optimizer supplied by BoTorch [31] (L-BFGS-B) using multiple restarts.

3.2 The GIBO algorithm

The guided sequential search of the acquisition function for gradient estimates divides the resulting algorithm into two loops: An outer loop for iterative parameter updates and an inner loop where the acquisition function queries points to increase gradient information. The basic algorithm is given in Alg. 1 and visualized in Fig. 2.

Algorithm 1 GIBO

- 1: **Hyperparameters:** stepsize η , hyperpriors for GP hyperparameters, number of iterations N and number of samples for a gradient estimate M .
 - 2: **Initialize:** place a GP prior on $J(\theta)$, set θ_0 and $\mathcal{D} = \{\}$.
 - 3: **for** $t = 0, \dots, N$ **do** ▷ Parameter updates.
 - 4: Sample noisy objective function: $y_t = J(\theta_t) + \epsilon_t$
 - 5: Extend data set: $\mathcal{D} \leftarrow \{\mathcal{D}, (\theta_t, y_t)\}$
 - 6: GP hyperparameter optimization.
 - 7: **for** $m = 1, 2, \dots, M$ **do** ▷ Sample points for a gradient estimate.
 - 8: Get query point: $\hat{\theta} = \arg \max_{\hat{\theta}} \alpha_{\text{GI}}(\hat{\theta} | \theta_t, \mathcal{D})$.
 - 9: Sample noisy objective function: $\hat{y} = J(\hat{\theta}) + \omega$. ▷ Optionally: Use a policy gradient method for additional derivative observations.
 - 10: Extend data set: $\mathcal{D} \leftarrow \{\mathcal{D}, (\hat{\theta}, \hat{y})\}$.
 - 11: Update the posterior probability distribution of $\nabla_{\theta} J$.
 - 12: **end for**
 - 13: $\theta_{t+1} = \theta_t + \eta \cdot \mathbb{E} \left[\nabla_{\theta} J \Big|_{\theta = \theta_t} \right]$ ▷ Gradient ascent, or any other gradient based optimizer.
 - 14: **end for**
-

3.3 Implementation choices

In the following, we introduce some details of our implementation of Algorithm 1 that further improve the performance and computational efficiency of our method.

Local GP model. Sparse approximation of GPs can be applied on BO when the computational burden of exact inference is too big [32]. In our case, however, we are only interested in estimating the local Jacobian at the current parameter θ_t . We define a sparse approximation of the posterior at the current parameter θ_t heuristically with the last N_m sampled points. Estimating a local model has the additional benefit of making the model selection and hyperparameter optimization simpler. We can approximate non-stationary processes locally by dynamically adapting hyperparameters.

Local optimization of GI. Following similar reasoning as above, we do not have to optimize the GI acquisition function globally since we expect informative points to be relatively close to the current parameter θ_t when using a SE kernel. Hence, we define our search bounds locally as $[\theta_t - \delta_b, \theta_t + \delta_b]$.

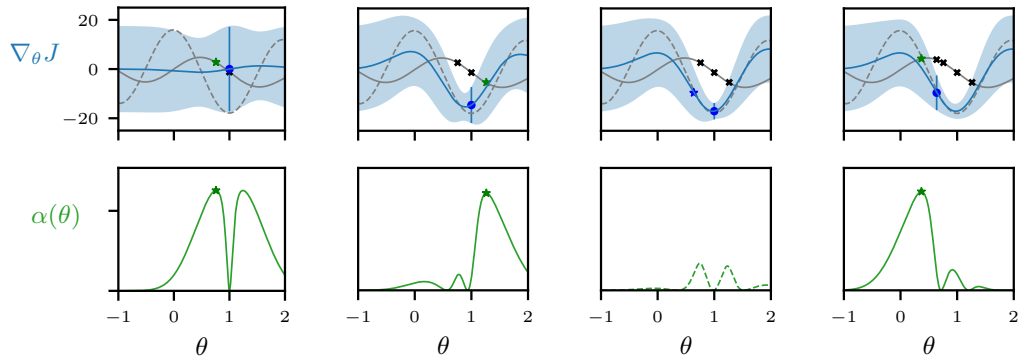


Figure 2: We visualize GIBO’s active sampling process with a simple 1-dimensional function. The blue filled circle refers to the current parameter θ_t . The figure shows 4 steps of the algorithm, where in the first two steps, the acquisition function α (solid green line) proposes two new query points (green stars) of the objective function J (solid light grey line). With the history of sampling points (black crosses), the model of the Jacobian $\nabla_{\theta} J$ (in blue with confidence intervals) is updated, reducing uncertainty around the analytic Jacobian (dashed light grey line). The next step show a gradient ascent update step to θ_{t+1} (blue star) and the last step is again a suggested query after the update.

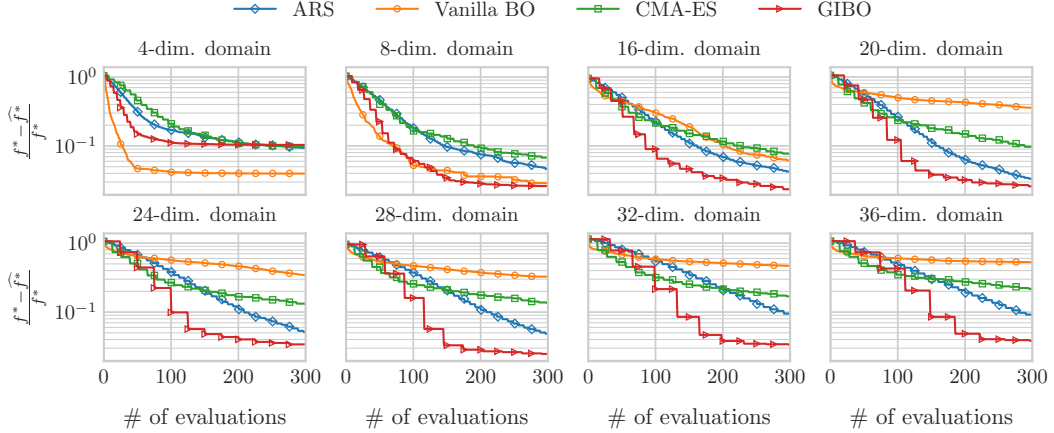


Figure 3: Within-model comparison: Mean of the normalized distance of the function value at optimizers’ best guesses from the true global maximum for eight different dimensional function domains. 40 runs. Logarithmic scale.

Gradient normalization. The gradient is normalized with the Mahalanobis norm using the length-scales of the SE kernel. Hence, the stepsize η is adapted automatically to scale with the correlation between points. For the details see Appendix A.4.

State normalization. In the RL setting we can apply state normalization before we evaluate the policy to determine the next action. This has the same effect as data whitening for regression tasks and is beneficial when performing GP regression in unknown policy spaces. In case of a linear policy $\pi_\theta : \mathbb{R}^P \rightarrow \mathbb{R}^m$, $\pi_\theta(s) = As + b$ with bias $b \in \mathbb{R}^m$, states $s \in \mathbb{R}^P$, means of states $\mu_s \in \mathbb{R}^P$ and variances of states $\sigma_s \in \mathbb{R}^P$, state normalization can be defined by $\pi_\theta\left(\frac{s - \mu_s}{\sigma_s}\right) = A\left(\frac{s - \mu_s}{\sigma_s}\right) + b = A \cdot \frac{1}{\sigma_s} s - A \cdot \frac{\mu_s}{\sigma_s} + b$. State normalization is implemented in an efficient way that does not require the storage of all states. Also, we only keep track of the diagonal of the state’s covariance matrix with Welford’s online algorithm [33].

4 Empirical results

We empirically evaluate the performance of GIBO in three types of experiments. In the first experiment, we compare our algorithm on several functions sampled from a GP prior so that Assumption 1 is satisfied. In these *within-model comparisons* [34], we can show that GIBO outperforms the benchmark methods in terms of sample complexity and variance of regret, especially in higher dimension. In a second experiment, we perform policy search for a linear quadratic regulator (LQR) problem proposed by Mania et al. [1]. Finally, for RL environments of Gym [35] and MuJoCo [36], we show that GIBO reaches acceptable rewards thresholds faster and with significantly less variance than ARS. All data and source code necessary to reproduce the results are published at <https://github.com/sarmueller/gibo>.

4.1 Within-model comparison

We evaluate GIBO’s performance as a general black-box optimizer on functions that satisfy Assumption 1. A straightforward way to guarantee this is by sampling the objective from a known GP prior. This approach has been called within-model comparison by Hennig and Schuler [34] but has likewise been used in other BO literature (e.g., [37, 38]). To show that GIBO scales particularly well to higher-dimensional search spaces, we analyze synthetic benchmarks for up to 36 dimensions.

The experiment was carried out over a d -dimensional unit domain $I = [0, 1]^d$. For each domain, we generate 40 different test functions. For each function, 1000 values were jointly sampled from a GP prior with a SE kernel and unit signal variance. To cover the space evenly, we used a quasi-random

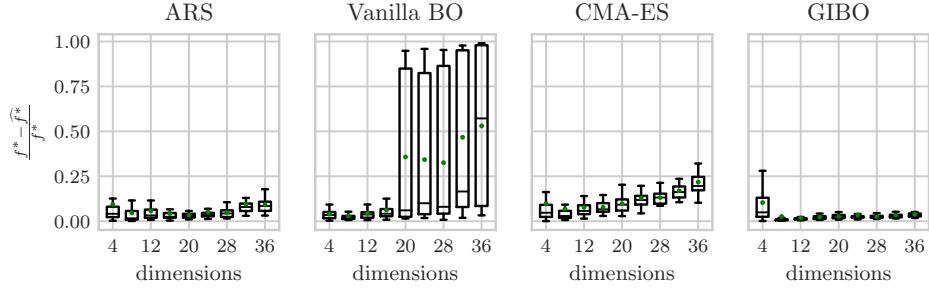


Figure 4: Within-model comparison: Boxplots (40 runs) show the normalized distance of optimizers’ best found values after 300 function evaluations from the true global maximum. The whiskers lengths are 1.5 of the interquartile range; the black horizontal lines represent medians, green dots the means.

Sobol sampler. To perform experiments with comparable difficulty across different dimensional domains, we increase the lengthscales in higher dimensions by sampling them from the distribution $\ell(d)$, introduced in Appendix A.5. The resulting posterior means were the objective function. All algorithms were started in the middle of the domain $x_0 = [0.5]^d$ and had a limited budget of 300 noised function evaluations. The noise was Gaussian distributed with standard deviation $\sigma = 0.1$. A more detailed description of the experiments, including the true global maximum search and an out-of-model comparison, is given in Appendix A.5.

We compared our algorithm GIBO to ARS, CMA-ES [24] and standard BO with expected improvement [39] as acquisition function (‘Vanilla BO’). To ensure a fair comparison, domain knowledge was passed to the ARS and CMA-ES algorithms by scaling the space-dependent hyperparameters with the mean of the lengthscales distribution $\ell(d)$. For details about the hyperparameters see Appendix A.8. The unknown hyperparameters were hand-tuned on a low dimensional example.

Fig. 3 shows the normalized difference between the global optimum and the function values of the optimizer’s best guesses. The within-model comparison shows that our algorithm outperforms vanilla BO on all test functions, except for the 4-dimensional domain. With a limited budget of 300 function evaluations the proposed method, GIBO, achieved lower regret than the baseline methods, especially in higher dimensions. Further, GIBO was able to reduce the variance of obtained regret significantly, as shown in Figure 4, which indicates a consistently better performance.

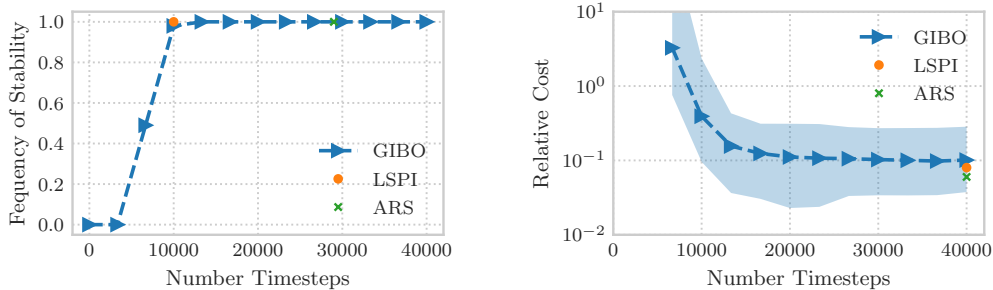


Figure 5: Results for the LQR experiment. Left: How frequently GIBO found stabilizing controllers in comparison to ARS and LSPI. The frequencies are estimated from 100 trials. Right: The suboptimality gap of the controllers produced by GIBO compared to ARS and LSPI. The points along the dashed line denote the median cost, and the shaded region covers 2-nd to 98-th percentile out of 100 trials. Values for the benchmark methods in both images are estimated from [1].

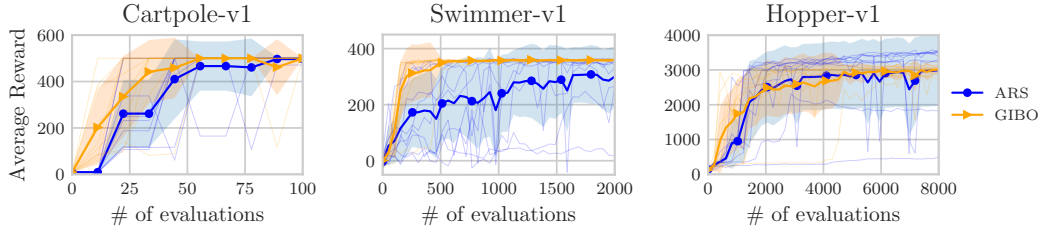


Figure 6: Training curves of GIBO and ARS for classic control and MuJoCo tasks, averaged over 10 trails (thin lines). The shaded regions show the standard deviation.

4.2 Linear quadratic regulator

The classic LQR with known dynamics is a fundamental problem in control theory. In this setting, an agent seeks to control a linear dynamical system while minimizing a quadratic cost. With available dynamics, the LQR problem has an efficiently determinable optimal solution. LQR with unknown dynamics, on the other hand, is less well understood. As argued in Mania et al. [1], this offers a new type of benchmark problems, where one can set up LQR problems with challenging dynamics, and compare model-free methods to known optimal costs. We compare GIBO against ARS and LSPI [40] on a challenging LQR instance with unknown dynamics, proposed by Dean et al. [41]. The reader is referred to Appendix A.7 for a complete introduction to the setup.

Fig. 5 shows the frequency of stable controllers found and the cost compared to the optimal cost for GIBO, ARS, and LSPI. On the left in Fig. 5 we observe that GIBO requires significantly fewer samples than ARS, equivalent to LSPI, to find a stabilizing controller. But we note that LSPI requires an initial controller K_0 , which stabilizes a discounted version of the LQR problem. Neither GIBO nor ARS require any special initialization. All algorithms achieve similar regrets.

4.3 Gym and MuJoCo

Lastly, we evaluate the performance of GIBO on classic control and MuJoCo tasks included in the OpenAI Gym [35, 36]. The OpenAI Gym provides benchmark reward functions that we use to evaluate our policies' performance compared to policies trained by ARS. Mania et al. [1] showed that deterministic linear policies, $\pi_\theta : \mathbb{R}^p \rightarrow \mathbb{R}^m$, $\pi_\theta(s) = As + b$, are sufficiently expressive for MuJoCo locomotion tasks. Consequently, we define our parameter space by $\theta = (A, b) \in \mathbb{R}^{p \times m + m}$. For the CartPole-v1 we need 4, for the Swimmer-v1 16 and for the Hopper-v1 36 dimensions. For all environments, we normalize the reward axis. For the Hopper environment, we additionally subtract the survival bonus and use state normalization; find further details in Appendix A.6. We hand-tuned the hyperparameter of GIBO within a reasonable degree, where the hyperparameter for ARS are taken from [1]. In the following, we use the reward over function evaluations (calls of RL environment) as evaluation metric for sample efficiency. We averaged the reported policy rewards over ten trials. In Fig. 6 we observe that GIBO reaches the reward thresholds faster and with significantly less variance than ARS.

4.4 Ablation study

In this section, we investigate different implementation choices of the GIBO algorithm. We conduct our ablation experiments on the within-model comparison with synthetic objective functions as well as on RL environments. Gradient normalization using the known GP lengthscales leads to a significant improve in mean performance as well as reduced variance, see Fig. 8. When optimizing policies for the RL benchmarks the GP lengthscales are not known and are learned during training. Fig. 7 shows that even in the case of learned hyperparameters gradient normalization proves to be important for the performance. On the Hopper environment we found for this task it is not possible to learn well-performing policies without state normalization. This shows that the normalization of an unknown policy space can be crucial for GP regression.

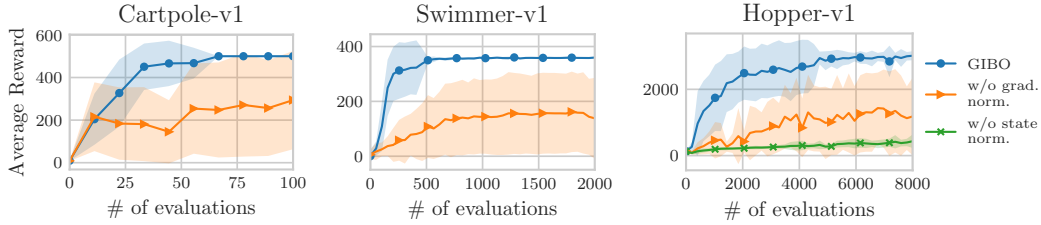


Figure 7: **Ablation study for RL environments.** Training curves of GIBO and its ablated variants on different RL environments, averaged over 10 trials.

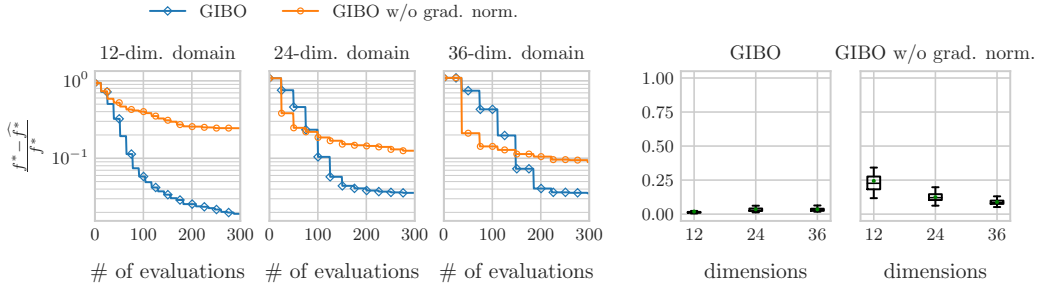


Figure 8: **Ablation study for within-model comparison.** GIBO with and without gradient normalization. Left: Regret over 300 function evaluations. Right: Distribution of regret after 300 function evaluations.

5 Conclusion

We introduce GIBO, a gradient-based optimization algorithm with a BO-type active sampling strategy to improve gradient estimates for black-box optimization problems. When the model assumptions of BO are satisfied, we show that the algorithm is significantly more sample-efficient, especially in higher dimensions, compared to baseline algorithms for black-box optimization.

Additionally, we show the benefits of active sampling and probabilistic gradient estimates with GIBO by solving popular RL benchmarks for which the model assumptions do not hold exactly. When compared to random sampling, GIBO is more sample efficient and has lower variance. Yet, the performance benefits are less pronounced in the RL task. This highlights that GIBO especially shines when prior knowledge is available while it still performs reasonably otherwise. Nonetheless, we want to remark that the prior biases the gradient estimates and wrong assumptions about the objective function can deteriorate performance. However, in some sense, all hyperparameters in RL algorithms encode some form of prior knowledge about the problem at hand. In our view, explicit probabilistic priors are an appropriate and intuitive form of prior knowledge to obtain, e.g., from domain knowledge or available data from prior experiments.

Since it is straightforward to include derivative observations into GIBO, we expect similar improvements for other existing RL methods when integrating our method as an additional layer between gradient estimators and optimizers. The proposed framework can suggest different exploration policies and combine all available data into a posterior belief over the Jacobian. For future research, we want to utilize GIBO with state-of-the-art actor-critic algorithms to improve sample complexity of these methods.

In a more general context, our active sampling methodology makes a step towards autonomous decision-making. GIBO decides on a learning experiment for the autonomous agent. Whenever a decision process is automated, the responsibility for legal and ethical consequences of these decisions must be resolved. However, we do not discuss how the decision-maker, GIBO, can be constrained to ensure compliance with regulatory requirements, which is a relevant aspect for future research.

Acknowledgments and Disclosure of Funding

The authors thank D. Baumann, P. Berens, C. Fiedler, A. R. Geist, H. Heidrich and F. Solowjow for their helpful comments and discussions. This work was supported in part by the Cyber Valley Initiative; the Max Planck Society; by the German Federal Ministry of Education Research (BMBF): Tübingen AI Center, FKZ: 01IS18039A; and by the Deutsche Forschungsgemeinschaft (DFG, German Research Foundation) under Germany’s Excellence Strategy – EXC number 2064/1 – Project number 390727645. The authors thank the International Max Planck Research School for Intelligent Systems for supporting A. von Rohr and S. Müller.

References

- [1] Horia Mania, Aurelia Guy, and Benjamin Recht. Simple random search of static linear policies is competitive for reinforcement learning. In *Advances in Neural Information Processing Systems*, volume 31. Curran Associates, Inc., 2018.
- [2] Scott Fujimoto, Herke Hoof, and David Meger. Addressing function approximation error in actor-critic methods. In *International Conference on Machine Learning*, pages 1587–1596. PMLR, 2018.
- [3] Tuomas Haarnoja, Aurick Zhou, Pieter Abbeel, and Sergey Levine. Soft actor-critic: Off-policy maximum entropy deep reinforcement learning with a stochastic actor. In *International Conference on Machine Learning*, pages 1861–1870. PMLR, 2018.
- [4] Timothy P Lillicrap, Jonathan J Hunt, Alexander Pritzel, Nicolas Heess, Tom Erez, Yuval Tassa, David Silver, and Daan Wierstra. Continuous control with deep reinforcement learning. *arXiv preprint arXiv:1509.02971*, 2015.
- [5] John Schulman, Sergey Levine, Pieter Abbeel, Michael Jordan, and Philipp Moritz. Trust region policy optimization. In *International conference on machine learning*, pages 1889–1897. PMLR, 2015.
- [6] Donald R. Jones, Matthias Schonlau, and William J. Welch. Efficient Global Optimization of Expensive Black-Box Functions. *Journal of Global Optimization*, 13(4):455–492, 1998.
- [7] Carl E. Rasmussen and Christopher K. I. Williams. *Gaussian Processes for Machine Learning*. MIT Press, 2006.
- [8] Bobak Shahriari, Kevin Swersky, Ziyu Wang, Ryan P. Adams, and Nando de Freitas. Taking the human out of the loop: A review of bayesian optimization. *Proceedings of the IEEE*, pages 148–175, 2016.
- [9] Daniel J. Lizotte, Tao Wang, Michael H. Bowling, and Dale Schuurmans. Automatic gait optimization with gaussian process regression. In *International Joint Conferences on Artificial Intelligence*, volume 7, pages 944–949, 2007.
- [10] Aaron Wilson, Alan Fern, and Prasad Tadepalli. Using Trajectory Data to Improve Bayesian Optimization for Reinforcement Learning. *Journal of Machine Learning Research*, pages 253–282, 2014.
- [11] A. Marco, P. Hennig, J. Bohg, S. Schaal, and S. Trimpe. Automatic LQR tuning based on Gaussian process global optimization. In *IEEE International Conference on Robotics and Automation*, pages 270–277, 2016.
- [12] Ruben Martinez-Cantin. Bayesian optimization with adaptive kernels for robot control. In *IEEE International Conference on Robotics and Automation*, pages 3350–3356, 2017.
- [13] Alexander von Rohr, Sebastian Trimpe, Alonso Marco, Peer Fischer, and Stefano Palagi. Gait learning for soft microrobots controlled by light fields. In *International Conference on Intelligent Robots and Systems*, pages 6199–6206, 2018.

- [14] Riad Akrouf, Dmitry Sorokin, Jan Peters, and Gerhard Neumann. Local Bayesian optimization of motor skills. In *Proceedings of the 34th International Conference on Machine Learning*, volume 70, pages 41–50. PMLR, 06–11 Aug 2017.
- [15] David Eriksson, Michael Pearce, Jacob Gardner, Ryan D Turner, and Matthias Poloczek. Scalable global optimization via local bayesian optimization. In *Advances in Neural Information Processing Systems*, volume 32. Curran Associates, Inc., 2019.
- [16] Linnan Wang, Rodrigo Fonseca, and Yuandong Tian. Learning search space partition for black-box optimization using monte carlo tree search. In *Advances in Neural Information Processing Systems*, volume 33, pages 19511–19522. Curran Associates, Inc., 2020.
- [17] Lukas P. Fröhlich, Melanie N. Zeilinger, and Edgar D. Klenke. Cautious bayesian optimization for efficient and scalable policy search. In *Proceedings of the 3rd Conference on Learning for Dynamics and Control*, volume 144, pages 227–240. PMLR, 07 – 08 June 2021.
- [18] Mark McLeod, Stephen Roberts, and Michael A. Osborne. Optimization, fast and slow: optimally switching between local and Bayesian optimization. In *Proceedings of the 35th International Conference on Machine Learning*, volume 80, pages 3443–3452. PMLR, 10–15 Jul 2018.
- [19] Shubhanshu Shekhar and Tara Javidi. Significance of gradient information in bayesian optimization. In *Proceedings of The 24th International Conference on Artificial Intelligence and Statistics*, volume 130, pages 2836–2844. PMLR, 13–15 Apr 2021.
- [20] Michael A. Osborne, Roman Garnett, and Stephen J. Roberts. Gaussian processes for global optimization. In *3rd International Conference on Learning and Intelligent Optimization*, pages 1–15, 2009.
- [21] Mohamed O. Ahmed, Bobak Shahriari, and Mark Schmidt. Do we need “harmless” bayesian optimization and “first-order” bayesian optimization. In *NeurIPS Workshop on Bayesian Optimization*, 2016.
- [22] Jian Wu, Matthias Poloczek, Andrew G. Wilson, and Peter Frazier. Bayesian Optimization with Gradients. In *Advances in Neural Information Processing Systems*, pages 5267–5278, 2017.
- [23] K. J. Prabuchandran, Santosh Penubothula, Chandramouli Kamanchi, and S. Bhatnagar. Novel First Order Bayesian Optimization with an Application to Reinforcement Learning. *Applied Intelligence*, pages 1565–1579, 2021.
- [24] Nikolaus Hansen and Andreas Ostermeier. Completely Derandomized Self-Adaptation in Evolution Strategies. *Evolutionary Computation*, pages 159–195, 2001.
- [25] Niru Maheswaranathan, Luke Metz, George Tucker, Dami Choi, and Jascha Sohl-Dickstein. Guided evolutionary strategies: augmenting random search with surrogate gradients. In *Proceedings of the 36th International Conference on Machine Learning*, volume 97, pages 4264–4273. PMLR, 09–15 Jun 2019.
- [26] Krzysztof Choromanski, Aldo Pacchiano, Jack Parker-Holder, and Yunhao Tang. Practical nonisotropic monte carlo sampling in high dimensions via determinantal point processes. In *Proceedings of the Twenty Third International Conference on Artificial Intelligence and Statistics*, volume 108, pages 1363–1374. PMLR, 26–28 Aug 2020.
- [27] Francesco Faccio, Louis Kirsch, and Jürgen Schmidhuber. Parameter-based value functions, 2021.
- [28] Sergey Levine and Vladlen Koltun. Guided policy search. In Sanjoy Dasgupta and David McAllester, editors, *Proceedings of the 30th International Conference on Machine Learning*, volume 28, pages 1–9, Atlanta, Georgia, USA, 17–19 Jun 2013. PMLR.
- [29] Kamil Ciosek, Quan Vuong, Robert Loftin, and Katja Hofmann. Better exploration with optimistic actor critic. In *Advances in Neural Information Processing Systems*, volume 32. Curran Associates, Inc., 2019.

- [30] Diederik P. Kingma and Jimmy Ba. Adam: A method for stochastic optimization. In *International Conference on Learning Representations*, 2015.
- [31] Maximilian Balandat, Brian Karrer, Daniel R. Jiang, Samuel Daulton, Benjamin Letham, Andrew Gordon Wilson, and Eytan Bakshy. BoTorch: A Framework for Efficient Monte-Carlo Bayesian Optimization. In *Advances in Neural Information Processing Systems 33*, 2020.
- [32] Mitchell McIntire, Daniel Ratner, and Stefano Ermon. Sparse gaussian processes for bayesian optimization. In *Thirty-Second Conference on Uncertainty in Artificial Intelligence*, page 517–526, 2016.
- [33] B. P. Welford. Note on a Method for Calculating Corrected Sums of Squares and Products. *Technometrics*, pages 419–420, 1962.
- [34] Philipp Hennig and Christian J. Schuler. Entropy Search for Information-Efficient Global Optimization. *Journal of Machine Learning Research*, pages 1809 – 1837, 2012.
- [35] Greg Brockman, Vicki Cheung, Ludwig Pettersson, Jonas Schneider, John Schulman, Jie Tang, and Wojciech Zaremba. OpenAI Gym. *arXiv preprint arXiv:1606.01540*, 2016.
- [36] E. Todorov, T. Erez, and Y. Tassa. MuJoCo: A physics engine for model-based control. *IEEE/RSJ International Conference on Intelligent Robots and Systems*, pages 5026–5033, 2012.
- [37] José Miguel Hernández-Lobato, Michael A. Gelbart, Ryan P. Adams, Matthew W. Hoffman, and Zoubin Ghahramani. A General Framework for Constrained Bayesian Optimization using Information-based Search. *Journal of Machine Learning Research*, pages 1–53, 2016.
- [38] Zi Wang and Stefanie Jegelka. Max-value entropy search for efficient Bayesian optimization. In *Proceedings of the 34th International Conference on Machine Learning*, pages 3627–3635, 2017.
- [39] Donald R. Jones. A taxonomy of global optimization methods based on response surfaces. *Journal of Global Optimization*, pages 345–383, 2001.
- [40] Stephen Tu and Benjamin Recht. Least-squares temporal difference learning for the linear quadratic regulator. In *Proceedings of the 35th International Conference on Machine Learning*, volume 80, pages 5005–5014. PMLR, 10–15 Jul 2018.
- [41] Sarah Dean, Horia Mania, Nikolai Matni, Benjamin Recht, and Stephen Tu. On the Sample Complexity of the Linear Quadratic Regulator. *Foundations of Computational Mathematics*, pages 633–679, 2020.
- [42] Michael A. Osborne. *Bayesian Gaussian Processes for Sequential Prediction, Optimization and Quadrature*. PhD thesis, Oxford University, UK, 2010.
- [43] Geoffrey Hinton. Lecture: Neural Networks for Machine Learning, 2012. <https://www.cs.toronto.edu/~hinton/nntut.html>.
- [44] David E. Rumelhart, Geoffrey E. Hinton, and Ronald J. Williams. Learning representations by back-propagating errors. *Nature*, pages 533–536, 1986.
- [45] John Duchi, Elad Hazan, and Yoram Singer. Adaptive Subgradient Methods for Online Learning and Stochastic Optimization. *Journal of Machine Learning Research*, pages 2121–2159, November 2011.
- [46] R. S. Anderssen, R. P. Brent, D. J. Daley, and P. A. P. Moran. Concerning $\int_0^1 \cdots \int_0^1 (x_1^2 + \cdots + x_k^2)^{1/2} dx_1 \cdots dx_k$ and a Taylor Series Method. *SIAM Journal on Applied Mathematics*, pages 22–30, 1976.
- [47] Stephen Tu. Sample Complexity Bounds for the Linear Quadratic Regulator. Technical Report UCB/EECS-2019-42, University of California at Berkeley, 2019.
- [48] Jacob R Gardner, Geoff Pleiss, David Bindel, Kilian Q Weinberger, and Andrew Gordon Wilson. Gpytorch: Blackbox matrix-matrix gaussian process inference with gpu acceleration. In *Advances in Neural Information Processing Systems*, 2018.

A Supplementary material to *Local policy search with Bayesian optimization*

This document contains the Appendix for the paper *Local policy search with Bayesian optimization*. Here, we describe further details about the proposed method and experimental setups to improve the reproducibility of our results. Additionally, a Python implementation as well as scripts to reproduce the presented empirical results presented in Sec. 4 are available at <https://github.com/sarmueller/GIBO>. This Appendix is broken up into several sections

- A.1 Derivatives of the squared exponential kernel.** First and second derivatives of the squared exponential kernel with respect to the data points.
- A.2 Derivation of the acquisition function.** A detailed derivation of a simpler form for optimizing our acquisition function.
- A.3 Cholesky factor update.** Cholesky factor updates for sequential data extensions with Bayesian optimization.
- A.4 Gradient normalization.** Background information and intuitive explanation for our algorithmic extension ‘gradient normalization’.
- A.5 Synthetic experiments.** Further information about the synthetic experiments. First, we explain how we find the global optimum of the test functions for within- and out-of-model comparison; second, we present the lengthscale distribution; third, error bars for the within-model experiments are shown; fourth, we show our results for out-of-model experiments.
- A.6 Gym and MuJoCo.** Details for the Gym and MuJoCo experiments.
- A.7 Linear quadratic regulator.** Details about the linear quadratic regulator experiment.
- A.8 Hyperparameters.** Tables with hyperparameters for all experiments.
- A.9 Software licenses.** Licenses of the software used to create the empirical results.

A.1 Derivatives of the squared exponential kernel

The SE kernel is given as

$$k(x_1, x_2) = \sigma_f^2 \exp\left(-\frac{1}{2}(x_1 - x_2)^T L (x_1 - x_2)\right)$$

where the lengthscale matrix $L \in \mathbb{R}^{d \times d}$ could be any positive-semidefinite matrix, but in practice it is often chosen to be a diagonal one $L = \text{diag}(1/\ell_1^2, \dots, 1/\ell_d^2)$. The derivative of the kernel with respect to the first argument is given by

$$\frac{\partial k(x_1, x_2)}{\partial x_1} = -L(x_1 - x_2)k(x_1, x_2).$$

The derivative of the SE-kernel with respect to the second argument is given by

$$\frac{\partial k(x_1, x_2)}{\partial x_2} = -\frac{\partial k(x_1, x_2)}{\partial x_1} = L(x_1 - x_2)k(x_1, x_2).$$

For the second derivative we get

$$\frac{\partial^2 k(x_1, x_2)}{\partial x_1 \partial x_2} = L(I - (x_1 - x_2)(x_1 - x_2)^T L)k(x_1, x_2)$$

with the relationship

$$\frac{\partial^2 k(x_1, x_2)}{\partial x_1^2} = \frac{\partial^2 k(x_1, x_2)}{\partial x_2^2} = -\frac{\partial^2 k(x_1, x_2)}{\partial x_1 \partial x_2} = -\frac{\partial^2 k(x_1, x_2)}{\partial x_2 \partial x_1}.$$

In case of $x_1 = x_2 = x$, the second derivative of the SE kernel yields

$$\frac{\partial^2 k(x, x)}{\partial x^2} = L\sigma_f^2.$$

A.2 Derivation of the acquisition function

Starting again from (4) the expected utility can then be written as the Lebesgue-Stieltjes integral

$$\alpha_{\text{GI}}(\theta|\theta_t, \mathcal{D}) = \int \text{Tr}(\Sigma'(\theta_t|\mathcal{D})) - \text{Tr}(\Sigma'(\theta_t|\{\mathcal{D}, (\theta, y)\})) dF(\theta)$$

where $F(\theta)$ is the distribution function. When optimizing the acquisition function with respect to the next query parameter $\theta \in \mathbb{R}^d$, constants can be omitted and the integral simplifies to

$$\arg \max_{\theta} \alpha_{\text{GI}}(\theta|\theta_t, \mathcal{D}) = \arg \max_{\theta} \int -\text{Tr}(\Sigma'(\theta_t|\{\mathcal{D}, (\theta, y)\})) dF(\theta).$$

This can be reformulated to a Riemann integral

$$\arg \max_{\theta} \alpha_{\text{GI}}(\theta|\theta_t, \mathcal{D}) = \arg \min_{\theta} \int_{\mathbb{R}} \text{Tr}(\Sigma'(\theta_t|\{\mathcal{D}, (\theta, y)\})) \cdot p(f(\theta) = y|\mathcal{D}) dy.$$

A property of a Gaussian distribution is, that the covariance function is independent of the observed targets y as shown in Equation (3). Hence, the acquisition function can further be simplified to

$$\begin{aligned} \arg \max_{\theta} \alpha_{\text{GI}}(\theta|\theta_t, \mathcal{D}) &= \arg \min_{\theta} \text{Tr}(\Sigma'(\theta_t|\{\mathcal{D}, (\theta, y)\})) \underbrace{\int_{\mathbb{R}} p(f(\theta) = y|\mathcal{D}) dy}_{=1} \\ &= \arg \min_{\theta} \text{Tr}(\Sigma'(\theta_t|[X, \theta])) \end{aligned}$$

where the variance only depends on a virtual data set $\hat{X} = [\theta_1, \dots, \theta_n, \theta] =: [X, \theta]$.

A.3 Cholesky factor update

Matrix inversion of a covariance matrix can be handled efficiently and numerically stable with Cholesky decomposition [7, Chapter A.4]. Cholesky decomposition is a matrix decomposition – a factorization of matrices into products of simpler ones. It decomposes Hermitian, positive-definite matrices into a product of an upper triangular matrix L and its transpose $A = L^T L$, where $A \in \mathbb{R}^{n \times n}$ and $L = \text{chol}(A)$ its Cholesky factor.

One problem that arises for BO is the need to sequentially update a Cholesky factor. This occurs when we already have a decomposition $A = L^T L$ and new data points update the rows and columns of A . Assuming we have a symmetric and positive definite matrix A_{11} with Cholesky factor L_{11} . Inserting new data points into the matrix yields the following block matrix

$$A = \begin{bmatrix} A_{11} & A_{12} \\ A_{21} & A_{22} \end{bmatrix}.$$

Then the Cholesky factor of this new matrix is given by

$$S = \begin{bmatrix} S_{11} & S_{12} \\ S_{21} & S_{22} \end{bmatrix}.$$

The blocks can be calculated using the following equations (by forward substitution)

$$\begin{aligned} S_{11} &= L_{11} \\ S_{12} &= L_{11}^T \backslash A_{12} \\ S_{22} &= \text{chol}(A_{22} - S_{12}^T S_{12}), \end{aligned}$$

where the backslash operator denotes the solution to a matrix equation, e.g., $x = A \backslash b$ for the system $Ax = b$. To update the Cholesky factor for inserted rows and columns at any position, the reader is referred to the Appendix of [42].

A.4 Gradient normalization

First-order methods, like gradient ascent, use the gradient g_t (first derivative) to update their parameters

$$\theta_{t+1} = \theta_t + \eta \cdot g_t(\theta_t).$$

The gradient vector can be divided into magnitude and direction

$$g_t(\theta_t) = \underbrace{\|g_t(\theta_t)\|_2}_{\text{magnitude}} \cdot \underbrace{\frac{g_t(\theta_t)}{\|g_t(\theta_t)\|_2}}_{\text{direction}}.$$

This leads to the integration of the gradient's magnitude into the steplength, defined by

$$\|\theta_{t+1} - \theta_t\|_2 = \eta \cdot \|g_t(\theta_t)\|_2.$$

The parameter update is dividable into a magnitude- (steplength) and a direction-update, both depending on the gradient

$$\theta_{t+1} = \theta_t + \underbrace{\eta \cdot \|g_t(\theta_t)\|_2}_{\text{magnitude}} \cdot \underbrace{\frac{g_t(\theta_t)}{\|g_t(\theta_t)\|_2}}_{\text{direction}}.$$

We can see that the update step inherits its direction and its magnitude from the gradient respectively. While it is beneficial for an optimizer to follow the gradient's direction, research has discovered several problems when using a scaled version of the gradient's magnitude as steplength [43]: (i) divergent oscillation from the optimum, (ii) loss of gradient at plateaus or saddle points, (iii) getting stuck in local optima. Hence, a striking trend in the development of first-order gradient methods is the adaption of the steplength. Many state-of-the-art methods introduce heuristics to estimate proper steplength like Momentum [44], AdaGrad [45], RMSProp [43] or Adam [30].

All presented methods have in common that they use the gradient's direction, but introduce new ideas to set a proper steplength. For our approach, modeling the objective function with a GP, we gain more knowledge about the error surface than the mentioned state-of-the-art methods. More precisely, the hyperparameters of the GP give valuable insights we want to exploit for the steplength of our gradient descent optimization.

One interesting property is that lengthscales of a SE-kernel and correlation length are directly related. For a SE-kernel with outputscale $\sigma_f = 1$ and the same lengthscale $\ell = \ell_1, \dots, \ell_d$ for every dimension the kernel equation results in

$$k(x, \hat{x}) = \exp\left(-\frac{\|x - \hat{x}\|_2^2}{2\ell^2}\right).$$

For $f \sim \mathcal{GP}(0, k)$ the correlation between $f(x)$ and $f(\hat{x})$ is exactly $k(x, \hat{x})$. With a SE-kernel any two points have positive correlation, but it decreases to zero quickly with increasing distance:

- $\|x - \hat{x}\|_2 = \ell$, the correlation is $\exp(-\frac{\ell^2}{2\ell^2}) = \exp(-\frac{1}{2}) \approx 0.61$,
- $\|x - \hat{x}\|_2 = 2\ell$, the correlation is $\exp(-\frac{2^2}{2}) \approx 0.14$,
- $\|x - \hat{x}\|_2 = 3\ell$, the correlation is $\exp(-\frac{3^2}{2}) \approx 0.01$.

Because of the equivalence of lengthscales and correlation length for the SE-kernel, it appears natural to set the steplength proportional to the lengthscales. Therefore, we normalize the gradient using the SE lengthscales L

$$\hat{g}_t = \mathbb{E}[\nabla_{\theta} J(\theta)]|_{\theta=\theta_t}, \quad \Delta\theta_t = \frac{\hat{g}_t}{\|\hat{g}_t\|_L},$$

where $\|x\|_L = \sqrt{x^T L x}$ is the Mahalanobis norm. We update the parameters with

$$\theta_{t+1} = \theta_t + \eta \cdot \Delta\theta_t.$$

With this extension, the constant stepsize η is the proportional factor for scaling the lengthscales for the steplength. For instance a stepsize of $\eta = 1$ means our steplengths are the lengthscales for every search direction, resulting in a correlation of approximately 0.61 between our new parameters θ_{t+1} and our old parameters θ_t . This leads to a much more intuitive way to set a stepsize. Moreover, with a hyperparameter optimization for our GP model we adapt not only the lengthscales but also the steplengths for every search direction.

A.5 Synthetic experiments

To calculate the regret, the global optimum of each test function was approximated by local optimization with a much higher sample budget. The start point of the local optimization was the best point of the 1000 sampled function values. This information was never revealed to the algorithms under test. After each parameter update, the algorithms were asked to return the best-sampled point in the input space so far, which yields the regret curves in Fig. 3 and Fig. 11.

Lengthscale distribution

To be able to perform similar computationally expensive experiments with the same number of training samples in higher dimensional domains, lengthscales were scaled with the expected distance $\Delta(d)$ between randomly picked points from a unit d -dimensional hypercube. There is no closed form solution for this hypercube line picking, but it can be bounded with [46]

$$\frac{1}{3}d^{1/2} \leq \Delta(d) \leq \left(\frac{1}{6}d\right)^{1/2} \sqrt{\frac{1}{3} + \left[1 + 2\left(1 - \frac{3}{5d}\right)^{1/2}\right]}.$$

The upper and lower bound are shown in blue and orange, respectively, in Fig. 9. To be still comparable to the experiments from Hennig and Schuler [34], the upper bound is scaled down such that it fulfills $\Delta(2) = 0.1$ for the 2-dimensional domain. The resulting scaled upper bound in green in Fig. 9 serves for an orientation for the chosen lengthscale sample distribution

$$\ell(d) \sim \mathcal{U}(2 \cdot \Delta(d)_{\text{sub}}(1 - \gamma), 2 \cdot \Delta(d)_{\text{sub}}(1 + \gamma)),$$

in red in Fig. 9, where $\Delta(d)_{\text{sub}}$ is the scaled upper bound function and $\gamma = 0.3$ corresponds to the noise parameter.

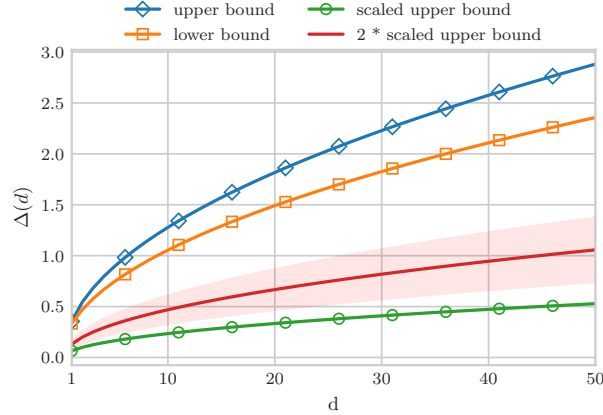


Figure 9: Lengthscale sample distribution: The image shows approximations of the expected distance $\Delta(d)$ between two randomly picked points in a unit domain.

Within-model comparison

As with Fig. 4, the error bars in Fig. 10 show consistently lower variance in regret of GIBO compared to the benchmark algorithms.

Out-of-model comparison

For the out-of-model comparison, we sample the objective function from the same prior as in the within-model comparison 4.1. However, the true parameters of the prior distribution are not revealed to the GP-based algorithms to investigate the effect of model mismatch and hyperparameter optimization. We set proper hyperprior distributions for GIBO and Vanilla BO to perform maximum a posteriori (MAP) estimation for hyperparameters determination from data. The noise of the likelihood is fixed to the true value $\sigma_n = 0.1$, since this value can usually be estimated easily in additional experiments. Since the GP-based methods had to learn their hyperparameters, we no longer scaled the hyperparameters of ARS and CMA-ES with the mean of the lengthscale's sample distribution.

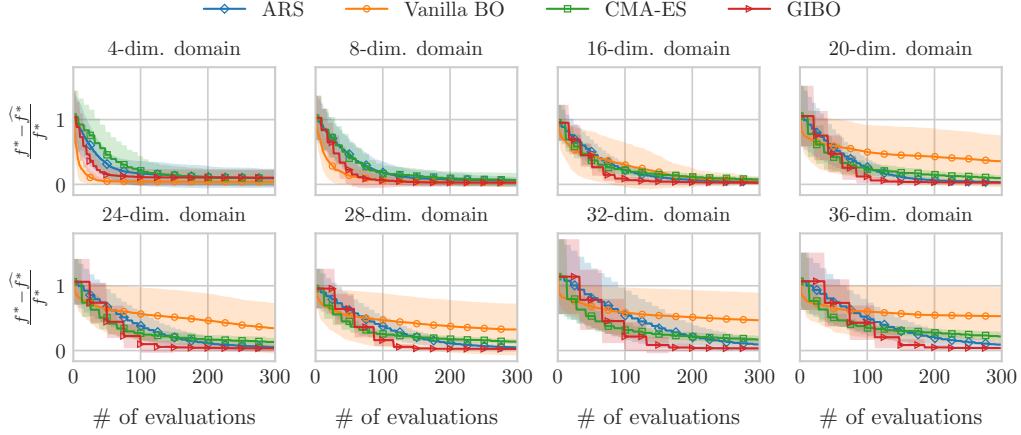


Figure 10: Standard deviation of within-model comparison: We show the same results as in Fig. 3, but include the standard deviation (shaded region) over the 40 objective functions per domain and therefore show the regret on a linear scale.

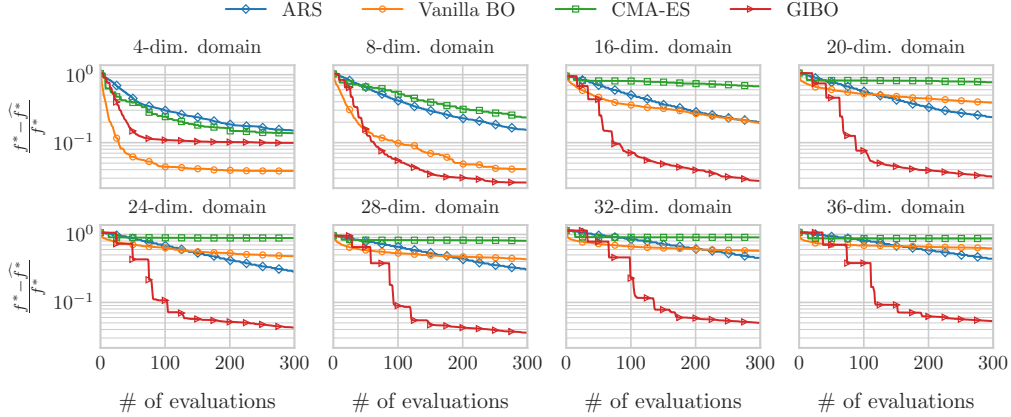


Figure 11: Out-of-model comparison: Mean of the normalized distance of the function value at optimizers' best guesses from the true global maximum for eight different dimensional function domains. For the GP-based methods, hyperparameters were optimized. 40 runs. Logarithmic scale.

Fig. 11 shows similar performance of the GP based methods for the within- and out-of-model comparison. This can be interpreted as a result of a well performing hyperparameter optimization, when proper hyperpriors are given. The most obvious difference is the performance change of ARS and CMA-ES. With no scaling of the space-dependent hyperparameters of these algorithms, i.e., prior knowledge of the objective function, the performance decreases drastically compared to GIBO. We interpret these results such that GIBO is able to learn relevant properties of the objective function, using the available data points and the hyperpriors effectively. This shows the benefits of the probabilistic model of the objective function even when hyperparameter are not known exactly.

In Fig. 12 and Fig. 13 we can see that only our proposed algorithm seems to be able to maintain performance, despite the need for hyperparameter optimization. This can be explained by only having a local model of the function, which results in an easier hyperparameter optimization.

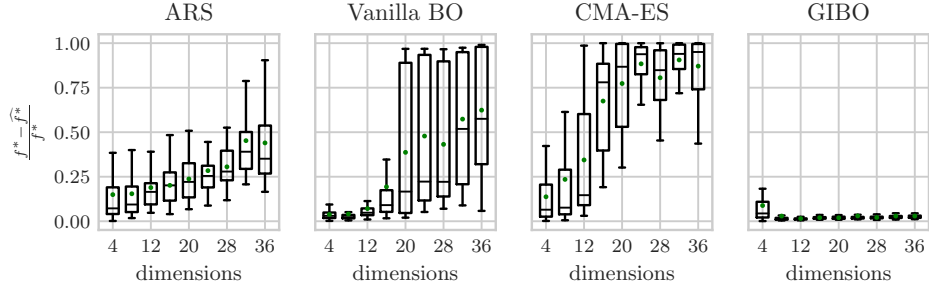


Figure 12: Out-of-model comparison: Boxplots (40 runs) show the the normalized distance of optimizers’ best found values after 300 function evaluations from true global maximum. For the GP-based methods, hyperparameters were optimized. The whiskers lengths are 1.5 of the interquartile range; the black horizontal lines represent medians, green dots the means.

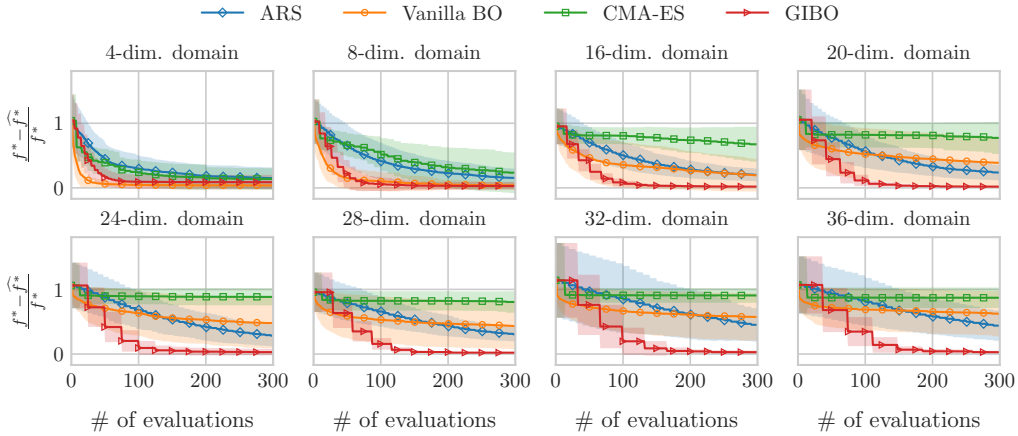


Figure 13: Standard deviation of within-model comparison: We show the same results as in Fig. 11, but include the standard deviation (shaded region) over the 40 objective functions per domain and therefore show the regret on a linear scale.

A.6 Gym and MuJoCo

CartPole-v1. The linear policy for CartPole maps 4 states to 2 discrete actions. With the help of a case distinction

$$\pi_{\theta}(s) = \begin{cases} 1 & As > 0 \\ 0 & \text{else} \end{cases}$$

this is realized with only 4 parameters, integrated in $A \in \mathbb{R}^4$. During training we normalized the reward axis for GIBO with the maximum achievable reward $r_t = r_t/500$, making it easier to model a GP to the policy space.

Swimmer-v1. The linear policy for Swimmer π_{θ} consists of 16 parameters, for $A \in \mathbb{R}^{8 \times 2}$. We again normalized the reward axis with $r_{\max} = r_t/350$.

Hopper-v1. The Hopper MuJoCo locomotion tasks needs a search space of 36 dimensions, integrated into an affine linear policy with $A \in \mathbb{R}^{11 \times 3}$ and $b \in \mathbb{R}^3$. In the work of Mania et. al [1] they showed an increase in performance for the Hopper environment when making use of the state normalization. Therefore, both algorithms are using this algorithmic extension. Moreover, the reward is manipulated by subtracting the survival bonus and normalizing it $r_t = (r_t - 1)/1000$.

A.7 Linear quadratic regulator

For the LQR experiment a discrete time infinite horizon average cost LQR problem with additive i.i.d. Gaussian noise is considered and can be formalized with

$$\begin{aligned} & \min_{u_0, u_1, \dots} \lim_{T \rightarrow \infty} \frac{1}{T} \mathbb{E} \left[\sum_{t=0}^{T-1} x_t^T Q x_t + u_t^T R u_t \right] \\ & \text{s.t. } x_{t+1} = A x_t + B u_t + w_t. \end{aligned}$$

With discrete-time index $t \in \mathbb{N}$, state $x_t \in \mathbb{R}^n$, control input $u_t \in \mathbb{R}^p$, system matrix $A \in \mathbb{R}^{n \times n}$, $B \in \mathbb{R}^{n \times p}$, $Q \in \mathbb{R}^{n \times n}$, $R \in \mathbb{R}^{p \times p}$, and the independent identically distributed (i.i.d.) Gaussian noise $w_t \sim N(0, W)$. The system is assumed to be (A, B) -stabilizable. Hence, the optimal control law is a stationary linear feedback policy $u_t = K x_t$ and the feedback gain $K \in \mathbb{R}^{p \times n}$ is given by solving the discrete algebraic Ricatti equation

$$P = A^T P A - A^T P B (R + B^T P B)^{-1} B^T P A + Q,$$

setting

$$K = -(R + B^T P B)^{-1} B^T P A.$$

We consider the LQR instance from [1] (also used in [40], originally from [41]), a challenging instance for LQR with unknown dynamics and

$$A = \begin{bmatrix} 1.01 & 0.01 & 0 \\ 0.01 & 1.01 & 0.01 \\ 0 & 0.01 & 1.01 \end{bmatrix}, \quad B = I, \quad Q = 10^{-3} I, \quad R = I$$

with $n = 3$ and $p = 3$. The matrix A has eigenvalues greater than 1, hence the system is unstable without control. Moreover, with a control signal of zero the system has a spectral radius of $\rho \approx 1.024$ resulting in slowly diverging states. Hence, long trajectories are required to evaluate the performance of the controller.

Our metric of interest is the relative error $\frac{J(\hat{K}) - J_*}{J_*}$, where J_* is the optimal infinite horizon cost on the average cost objective, and $J(\hat{K})$ is the infinite horizon cost of using the controller \hat{K} in feedback with the true system specified. The exact calculation of the metric is given for \hat{K} that stabilizes (A, B) in Lemma 4.0.5 of the technical report [47] with

$$\begin{aligned} J(\hat{K}) - J_* &= \text{Tr}(W \hat{P}) - \text{Tr}(W P) \\ &= \text{Tr}(\Sigma(\hat{K})(\hat{K} - K)^T (R + B^T P B)(\hat{K} - K)) \end{aligned}$$

where Tr the trace operator and $\Sigma(\hat{K})$ the stationary covariance matrix of (A, B) in feedback with \hat{K} . $\Sigma(\hat{K})$ is solvable with the discrete Lyapunov equation

$$\Sigma(\hat{K}) = (A + B \hat{K}) \Sigma(\hat{K}) (A + B \hat{K})^T + W.$$

The experiments were run by collecting M independent trajectories of length $N = 300$ of the system specified above. This produces a collection of MN tuples $D = \left\{ \left(x_k^{(l)}, u_k^{(l)}, r_k^{(l)}, x_{k+1}^{(l)} \right) \right\}_{k=1, l=1}^{N, M}$.

The process is repeated 100 times. In our experiments we will refer to the value $M \cdot N$ as the number of timesteps, and each set D of MN tuples as a trial. The optimized reward is defined by the negative quadratic cost of the LQR problem. Since the cost is blowing up when the controller is unstable, the reward is manipulated to

$$r_k^{(l)} = -\log(1 - r_k^{(l)}).$$

A.8 Hyperparameters

Synthetic experiments

Table 1: Hyperparameters (and hyperpriors) for the synthetic within-model and out-of-model experiments. d refers to the dimension of the domain. $\ell(d)$ is the lengthscale’s sample distribution and $2 \cdot \Delta(d)_{\text{sub}}$ its mean. The operator $//$ refers to integer floor division. VBO stands for ‘Vanilla BO’.

Method	Hyperparameters	Within-model	Out-of-model
ARS	α	0.02	0.02
	ν	$0.1 \cdot 2 \cdot \Delta(d)_{\text{sub}}$	0.01
	N	$1 + d//8$	$1 + d//8$
CMA-ES	σ	$0.3 \cdot \Delta(d)_{\text{sub}}$	0.5
GIBO & VBO	lengthscales	$\ell(d)$	$\ell(d)$
	signal variance σ_f	1.0	$\mathcal{U}(0.1, 5)$
	likelihood noise σ_n	0.1	0.1
GIBO	optimizer	SGD	SGD
	η	0.25	0.25
	M	d	d
	N_m	$5 \cdot d$	$5 \cdot d$
	δ_b	0.2	0.2
	norm. gradient	True	True

Linear quadratic regulator

Table 2: Hyperparameters (and hyperpriors) for the LQR experiment.

Method	Hyperparameters	LQR
GIBO	lengthscales	$\mathcal{U}(0.01, 0.3)$
	signal variance σ_f	$\mathcal{N}(20, 5)$
	likelihood noise σ_n	2
	optimizer	SGD
	η	1.
	M	9
	N_m	40
	δ_b	0.1
	norm. gradient	True

Gym and MuJoCo

Classic control and MuJoCo (mujoco-py v0.5.7) tasks included in the OpenAI Gym-v0.9.3.

Table 3: Hyperparameters (and hyperpriors) for Gym and MuJoCo experiments.

Method	Hyperparameters	CartPole-v1	Swimmer-v1	Hopper-v1
ARS	α	0.025	0.02	0.01
	ν	0.02	0.01	0.025
	N	8	1	8
	b	4	-	4
GIBO	lengthscales	$\mathcal{U}(0.01, 0.3)$	$\mathcal{U}(0.01, 0.3)$	$\mathcal{U}(0.01, 0.5)$
	signal variance σ_f	$\mathcal{N}(2, 1)$	$\mathcal{N}(2, 1)$	$\mathcal{N}(2, 1)$
	likelihood noise σ_n	0.5	0.01	0.01
	optimizer	SGD	SGD	SGD
	η	1.	0.5	0.5
	M	8	16	8
	N_m	20	32	48
	δ_b	0.1	0.1	0.2
	norm. gradient	True	True	True
state norm.	False	False	True	

A.9 Software licenses

The implementation of GIBO is based on GPyTorch [48] and BoTorch [31] both published under the MIT License.

The RL benchmarks are provided by the OpenAI Gym [35] and are published under the MIT License and the MuJoCo physics engine [36] has a proprietary license <https://www.roboti.us/license.html>.