

Affect-driven Engagement Measurement from Videos

Ali Abedi and Shehroz Khan

Abstract—In education and intervention programs, person's engagement has been identified as a major factor in successful program completion. Automatic measurement of person's engagement provides useful information for instructors to meet program objectives and individualize program delivery. In this paper, we present a novel approach for video-based engagement measurement in virtual learning programs. We propose to use affect states, continuous values of valence and arousal extracted from consecutive video frames, along with a new latent affective feature vector and behavioral features for engagement measurement. Deep learning-based temporal, and traditional machine-learning-based non-temporal models are trained and validated on frame-level, and video-level features, respectively. In addition to the conventional centralized learning, we also implement the proposed method in a decentralized federated learning setting and study the effect of model personalization in engagement measurement. We evaluated the performance of the proposed method on the only two publicly available video engagement measurement datasets, DAiSEE and EmotiW, containing videos of students in online learning programs. Our experiments show a state-of-the-art engagement level classification accuracy of 63.3% and correctly classifying disengagement videos in the DAiSEE dataset and a regression mean squared error of 0.0673 on the EmotiW dataset. Our ablation study shows the effectiveness of incorporating affect states in engagement measurement. We interpret the findings from the experimental results based on psychology concepts in the field of engagement.

Index Terms—Engagement Measurement, Engagement Detection, Affect States, Temporal Convolutional Network.

1 INTRODUCTION

ONLINE services, such as virtual education, tele-medicine, and tele-rehabilitation offer many advantages compared to their traditional in-person counterparts; being more accessible, economical, and personalizable. These online services make it possible for students to complete their courses [1] and patients to receive the necessary care and health support [2] remotely. However, they also bring other types of challenges. For instance, in an online classroom setting, it becomes very difficult for the tutor to assess the students' engagement in the material being taught [3]. For a clinician, it is important to assess the engagement of patients in virtual intervention programs, as the lack of engagement is one of the most influential barriers to program completion [4]. Therefore, from the view of the instructor of an online program, it is important to automatically measure the engagement level of the participants to provide them real-time feedback and take necessary actions to engage them to maximize their program's objectives.

Various modalities have been used for automatic engagement measurement in virtual settings, including person's image [5], [6], video [7], audio [8], Electrocardiogram (ECG) [9], and pressure sensors [10]. Video cameras/webcams are mostly used in virtual programs; thus, they have been extensively used in assessing engagement in these programs. Video cameras/webcams offer a cheaper, ubiquitous and unobtrusive alternative to other sensing modalities. Therefore, majority of the recent works on objective engagement measurement in online programs and human-computer interaction are based on the visual data of participants ac-

quired by cameras and using computer-vision techniques [11], [12].

The computer-vision-based approaches for engagement measurement are categorized into image-based and video-based approaches. The former approach measures engagement based on single images [5] or single frames extracted from videos [6]. A major limitation of this approach is that it only utilizes spatial information from single frames, whereas engagement is a spatio-temporal state that takes place over time [13]. Another challenge with the frame-based approach is that annotation is needed for each frame [14], which is an arduous task in practice. The latter approach is to measure engagement from videos instead of using single frames. In this case, one label is needed after each video segment. Fewer annotations are required in this case; however, the measurement problem is more challenging due to the coarse labeling.

The video-based engagement measurement approaches can be categorized into end-to-end and feature-based approaches. In the end-to-end approaches, consecutive raw frames of video are fed to variants of Convolutional Neural Networks (CNNs) (many times followed by temporal neural networks) to output the level of engagement [15]. In feature-based approaches, handcrafted features, as indicators of engagement, are extracted from video frames and analyzed by temporal neural networks or machine-learning methods to output the engagement level [16], [17]. Various features have been used in the previous feature-based approaches including behavioral features such as eye gaze, head pose, and body pose. Despite the psychological evidence for the effectiveness of affect states in person's engagement [13], [18], [19], none of the previous computer-vision-based approaches have utilized these important features for engagement measurement. In this paper, we propose a novel

• Ali Abedi is with KITE-Toronto Rehabilitation Institute, University Health Network, Toronto, On, M5G 2A2.
E-mail: ali.abedi@uhn.ca

feature-based approach for engagement measurement from videos using affect states, along with a new latent affective feature vector based on transfer learning, and behavioral features. These features are analyzed using different temporal neural networks and machine-learning algorithms to output person's engagement in videos. Our main contributions are as follows:

- We use affect states including continuous values of person's valence and arousal, and present a new latent affective feature using a pre-trained model [20] on the AffectNet dataset [21], along with behavioral features for video-based engagement measurement. We jointly train different models on the above features using frame-level, video-level, and clip-level architectures.
- We conduct extensive experiments on two publicly available video datasets for engagement level classification and regression, focusing on studying the impact of affect states in engagement measurement. In these experiments, we compare the proposed method with several end-to-end and feature-based engagement measurement approaches.
- We implement the proposed engagement measurement method in a Federated Learning (FL) setting [22], and study the effect of model personalization on engagement measurement.

The paper is structured as follows. Section 2 describes what engagement is and which type of engagement will be explored in this paper. Section 3 describes related works on video-based engagement measurement. In Section 4, the proposed pathway for affect-driven video-based engagement measurement is presented. Section 5 describes experimental settings and results on the proposed methodology. In the end, Section 6 presents our conclusions and directions for future works.

2 WHAT IS ENGAGEMENT?

In this section, different theoretical, methodological categorizations, and conceptualizations of engagement are briefly described, followed by brief discussion on the engagement in virtual learning settings and human-computer interaction which will be explored in this paper.

Dobrian et al. [23] describe engagement as a proxy for involvement and interaction. Sinatra et al. defined "grain size" for engagement, the level at which engagement is conceptualized, observed, and measured [18]. The grain size ranges from macro-level to micro-level. The macro-level engagement is related to groups of people, such as engagement of employees of an organization in a particular project, engagement of a group of older adult patients in a rehabilitation program, and engagement of students in a classroom, school, or community. The micro-level engagement links with individual's engagement in the moment, task, or activity [18]. Measurement at the micro-level may use physiological and psychological indices of engagement such as blink rate [24], head pose [16], heart rate [25], and mind-wandering analysis [26].

The grain size of engagement analysis can also be considered as a continuum comprising context-oriented,

person-in-context, and person-oriented engagement [18]. The macro-level and micro-level engagement are equivalent to the context-oriented, and person-oriented engagement, respectively, and the person-in-context lies in between. The person-in-context engagement can be measured by observations of person's interactions with a particular contextual environment, e.g., reading a web page or participating in an online classroom. Except for the person-oriented engagement, for measuring the two other parts of the continuum, knowledge about context is required, e.g., the lesson being taught to the students in a virtual classroom [27], or the information about rehabilitation consulting material being given to a patient and the severity of disease of the patient in a virtual rehabilitation session [10], or audio and the topic of conversations in an audio-video communication [8].

In the person-oriented engagement, the focus is on the behavioral, affective, and cognitive states of the person in the moment of interaction [13]. It is not stable over time and best captured with physiological and psychological measures at fine-grained time scales, from seconds to minutes [13].

- Behavioral engagement involves general on-task behavior and paid attention at the surface level [13], [18], [19]. The indicators of behavioral engagement, in the moment of interaction, include eye contact, blink rate, and body pose.
- Affective engagement is defined as the affective and emotional reactions of the person to the content [28]. Its indicators are activating versus deactivating and positive versus negative emotions [29]. Activating emotions are associated with engagement [18]. While both positive and negative emotions can facilitate engagement and attention, research has shown an advantage for positive emotions over negative ones in upholding engagement [29].
- Cognitive engagement pertains to the psychological investment and effort allocation of the person to deeply understand the context materials [18]. To measure the cognitive engagement, information such as person's speech should be processed to recognize the level of person's comprehension of the context [8]. Contrary to the behavioral and affective engagements, measuring cognitive engagement requires knowledge about context materials.

Understanding of a person's engagement in a specific context depends on the knowledge about the person and the context. From data analysis perspective, it depends on the data modalities available to analyze. In this paper, the focus is on video-based engagement measurement. The only data modality is video, without audio, and with no knowledge about the context. Therefore, we propose new methods for automatic person-oriented engagement measurement by analyzing behavioral and affective states of the person at the moment of participation in an online program.

3 LITERATURE REVIEW

Over the recent years, extensive research efforts have been devoted to automate engagement measurement [11], [12]. Different modalities of data are used to measure the level

of engagement [12], including RGB video [15], [17], audio [8], ECG data [9], pressure sensor data [10], heart rate data [25], and user-input data [12], [25]. In this section, we study previous works on RGB video-based engagement measurement. In these approaches, computer-vision, machine-learning, and deep-learning algorithms are used to analyze videos and output the engagement level of the person in the video. Video-based engagement measurement approaches can be categorized into end-to-end and feature-based approaches.

3.1 End-to-End Video Engagement Measurement

In end-to-end video engagement measurement approaches, no hand-crafted features are extracted from videos. The raw frames of videos are fed to a deep CNN (or its variant) classifier, or regressor to output an ordinal class, or a continuous value corresponding to the engagement level of the person in the video.

Gupta et al. [15] introduced the DAiSEE dataset for video-based engagement measurement (described in Section 5) and established benchmark results using different end-to-end convolutional video-classification techniques. They used the InceptionNet, C3D, and Long-term Recurrent Convolutional Network (LRCN) [30] and achieved 46.4%, 56.1%, and 57.9% engagement level classification accuracy, respectively. Geng et al. [31] utilized the C3D classifier along with the focal loss to develop an end-to-end method to classify the level of engagement in the DAiSEE dataset and achieved 56.2% accuracy. Zhang et al. [32] proposed a modified version of the Inflated 3D-CNN (I3D) along with the weighted cross-entropy loss to classify the level of engagement in the DAiSEE dataset, and achieved 52.4% accuracy.

Liao et al. [7] proposed Deep Facial Spatio-Temporal Network (DFSTN) for students' engagement measurement in online learning. Their model for engagement measurement contains two modules, a pre-trained ResNet-50 is used for extracting spatial features from faces, and a Long Short-Term Memory (LSTM) with global attention for generating an attentional hidden state. They evaluated their method on the DAiSEE dataset and achieved a classification accuracy of 58.84%. They also evaluated their method on the EmotiW dataset (described in Section 5) and achieved a regression Mean Squared Error (MSE) of 0.0736.

Dewan et al. [33], [34], [35] modified the original four-level video engagement annotations in the DAiSEE dataset and defined two and three-level engagement measurement problems based on the labels of other emotional states in the DAiSEE dataset (described in Section 5). They also changed the video engagement measurement problem in the DAiSEE dataset to an image engagement measurement problem and performed their experiments on 1800 images extracted from videos in the DAiSEE dataset. They used 2D-CNN to classify extracted face regions from images into two or three levels of engagement. The authors in [33], [34], [35] have altered the original video engagement measurement to image engagement measurement problem. Therefore, their reported accuracy would be hard to verify for generalization of results and their methods working with images cannot be compared to other works on the DAiSEE dataset that use videos.

More recently, Abedi and Khan [36] proposed a hybrid neural network architecture by combining Residual Network (ResNet) and Temporal Convolutional Network (TCN) [37] for end-to-end engagement measurement (ResNet + TCN). The 2D ResNet extracts spatial features from consecutive video frames, and the TCN analyzes the temporal changes in video frames to measure the level of engagement. They improved state-of-the-art engagement classification accuracy on the DAiSEE dataset to 63.9%.

3.2 Feature-based Video Engagement Measurement

Different from the end-to-end approaches, in feature-based approaches, first, multi-modal handcrafted features are extracted from videos, and then the features are fed to a classifier or regressor to output engagement [6], [7], [8], [10], [11], [12], [16], [17], [38], [39], [40], [41], [42], [43], [44], [45]. Table 1 summarizes the literature of feature-based video engagement measurement approaches focusing on their features, machine-learning models, and datasets.

As can be seen in Table 1, in some of the previous methods, conventional computer-vision features such as box filter, Gabor [6], or LBP-TOP [43] are used for engagement measurement. In some other methods [8], [16], for extracting facial embedding features, a CNN, containing convolutional layers, followed by fully-connected layers, is trained on a face recognition or facial expression recognition dataset. Then, the output of the convolutional layers in the pre-trained model is used as the facial embedding features. In most of the previous methods, facial action units (AU), eye movement, gaze direction, and head pose features are extracted using OpenFace [46], or body pose features are extracted using OpenPose [47]. Using combinations of these feature extraction techniques, various features are extracted and concatenated to construct a feature vector for each video frame.

Two types of models are used for performing classification (C) or regression (R), sequential (Seq.) and non-sequential (Non.). In sequential models, e.g., LSTM, each feature vector, corresponding to each video frame, is considered as one time step of the model. The model is trained on consecutive feature vectors to analyze the temporal changes in the consecutive frames and output the engagement. In non-sequential models, e.g., Support Vector Machine (SVM), after extracting feature vectors from consecutive video frames, one single feature vector is constructed for the entire video using different functionals, e.g., mean, and standard deviation. Then the model is trained on video-level feature vectors to output the engagement.

Late fusion and early fusion techniques were used in the previous feature-based engagement measurement approaches to handle different feature modalities. Late fusion requires the construction of independent models each being trained on one feature modality. For instance, Wu et al. [44] trained four models independently, using face and gaze features, body pose features, LBP-TOP features, and C3D features. Then they used weighted summation of the outputs of four models to output the final engagement level. In the early fusion approach, features of different modalities are simply concatenated to create a single feature vector to be fed to a single model to output engagement. For

TABLE 1

Feature-based video engagement measurement approaches, their features, fusion techniques, classification (C) or regression (R), sequential (Seq.) or non-sequential (Non.) models, and the datasets they used.

Ref.	Features	Fusion	Model	C/R	Seq./Non.	Dataset
[6]	box filter, Gabor, AU	late	GentleBoost, SVM, logistic regression	C, R	Non.	HBCU [6]
[38]	gaze direction, AU, head pose	early	GRU	R	Seq.	EmotiW [17]
[7]	gaze direction, eye location, head pose	early	LSTM	R	Seq.	EmotiW [17]
[39]	gaze direction, head pose, AU	early	TCN	R	Seq.	EmotiW [17]
[40]	gaze direction, eye location, head pose, AU	early	LSTM	C	Seq.	DAiSEE [15]
[41]	body pose, facial embedding, eye features, speech features	early	logistic regression	C	Non.	EMDC [41]
[8]	facial embedding, speech features	early	fully-connected neural network	R	Non.	RECOLA [14]
[16]	gaze direction, blink rate, head pose, facial embedding	early	AdaBoost, SVM, KNN, Random Forest, RNN	C	Seq., Non.	FaceEngage [16]
[42]	facial landmark, AU, optical flow, head pose	late	SVM, KNN, Random Forest	C, R	Seq., Non.	USC [42]
[43]	LBP-TOP	-	fully-connected neural network	R	Non.	EmotiW [17]
[44]	gaze direction, head pose, body pose, facial embedding, C3D	late	LSTM, GRU	R	Seq.	EmotiW [17]
[50]	gaze direction, head pose, AU, C3D	late	neural Turing machine	C	Non.	DAiSEE [15]
proposed	valence, arousal, latent affective features, blink rate, gaze direction, and head pose	joint, early	LSTM, TCN, fully-connected neural network, SVM, and Random Forest	C, R	Seq., Non.	DAiSEE [15], EmotiW [17]

instance, Niu et al. [38], concatenated gaze, AU, and head pose features to create one feature vector for each video clip and fed the feature vectors to a Gated Recurrent Unit (GRU) to output the engagement.

While there is psychological evidence for the big influence of affect states on engagement [13], [18], [19], [48], [49], none of the previous methods utilized affect states as the features in engagement measurement. In the next section, we will present a new approach for video engagement measurement using affect states along with latent affective features, blink rate, eye gaze, and head pose features. We use sequential and non-sequential models for engagement level classification and regression.

4 AFFECT-DRIVEN PERSON-ORIENTED VIDEO ENGAGEMENT MEASUREMENT

According to the discussion in Section 2, the focus in the person-oriented engagement is on the behavioral, affective, and cognitive states of the person in the moment of interaction at fine-grained time scales, from seconds to minutes [13]. The indicators of affective engagement are activating versus deactivating and positive versus negative emotions [29]. While research has shown an advantage for positive emotions over negative in promoting engagement [29], theoretically, both positive and negative emotions can further lead to the activation of engagement [29]. Therefore, dissimilar to Guhan et al. [8], the engagement cannot directly be inferred from high values of positive or activating emotions. Furthermore, it has been shown that, due to their abrupt changes, six basic emotions, anger, disgust, fear, joy, sadness, and surprise cannot directly be used as reliable indicators of affective engagement [15].

Woolf et al. [48] discretize the affective and behavioral states of persons into eight categories, and defined persons' desirability for learning, based on positivity or negativity of valence and arousal in the circumplex model of affect [51]

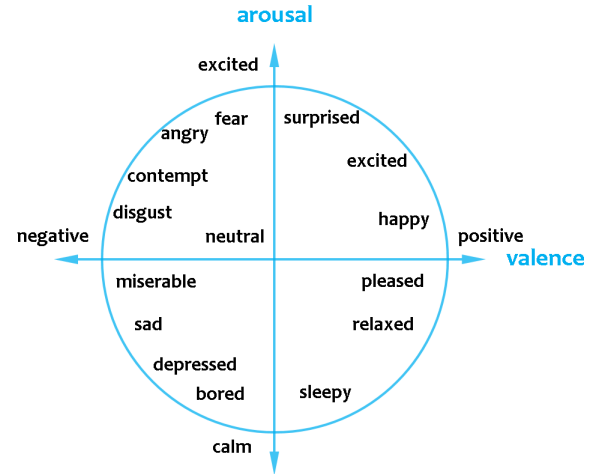


Fig. 1. The circumplex model of affect [51]. The positive, and negative values of valence correspond to positive, and negative emotions, respectively, and the positive, and negative values of arousal correspond to activating, and deactivating emotions, respectively.

(see Figure 1), and on-task or off-task behavior. In the circumplex model of affect, the positive, and negative values of valence correspond to positive, and negative emotions, and the positive, and negative values of arousal correspond to activating, and deactivating emotions. Persons were marked as being on-task when they are physically involved with the context, watching instructional material, and answering questions, while the off-task behavior represents if the persons are not physically active and attentive to the learning activities. Aslan et al. [19] directly defined binary engagement state, engagement/disengagement, as different combinations of positive/negative values of affective states in the circumplex model of affect and on-task/off-task behavior.

In this paper, we assume the only available data modality is a person's RGB video, and propose a video-based

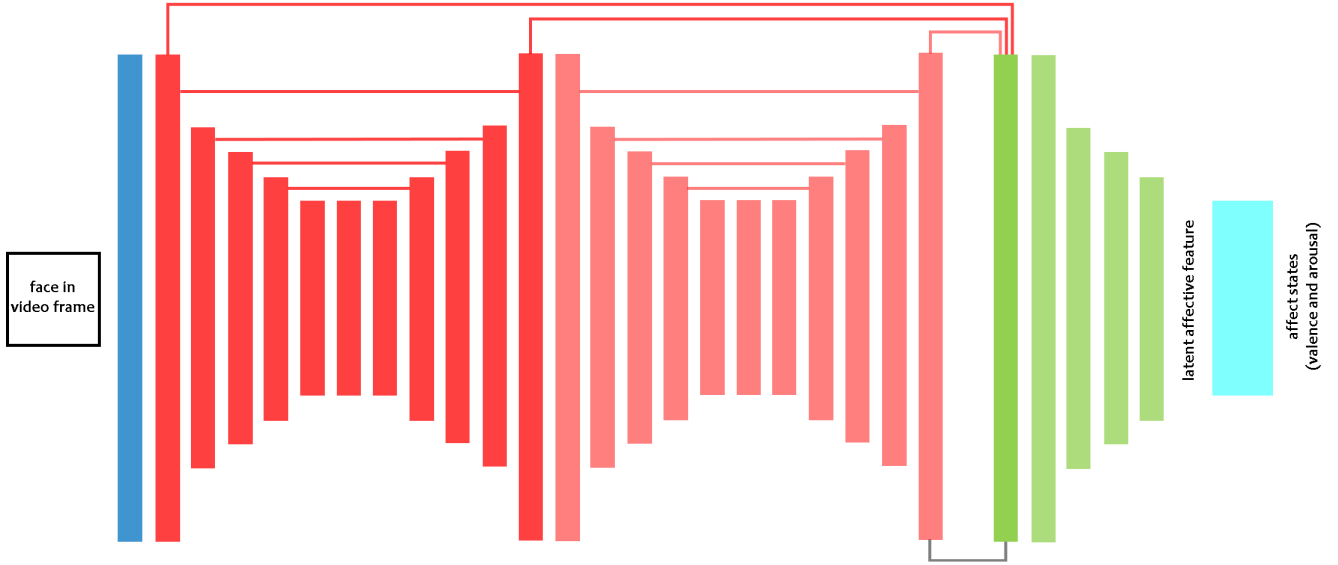


Fig. 2. The pre-trained EmoFAN [20] on AffectNet dataset [21] is used to extract affect (continuous values of valence and arousal) and latent affective features (a 256-dimensional feature vector). The first blue rectangle and the five green rectangles are 2D convolutional layers. The red and light red rectangles, 2D convolutional layers, constitute two hourglass networks with skip connections. The second hourglass network outputs the facial landmarks that are used in an attention mechanism, the gray line, for the following 2D convolutions. The output of the last green 2D convolutional layer in the pre-trained network is considered as the latent affective feature vector. The final cyan fully-connected layer output the affect features.

person-oriented engagement measurement approach. We train neural network models on affect and behavioral features extracted from videos to automatically infer the engagement level based on affect and behavioral states of the person in the video.

4.1 Feature extraction

Toisoul et al. [20] proposed a deep neural network architecture, EmoFAN, to analyze facial affect in naturalistic conditions improving state-of-the-art in emotion recognition, valence and arousal estimation, and facial landmark detection. Their proposed architecture, depicted in Figure 2, is comprised of one 2D convolution followed by two hourglass networks [52] with skip connections trailed by five 2D convolutions and two fully-connected layers. The second hourglass outputs the facial landmarks that are used in an attention mechanism for the following 2D convolutions.

Affect features: The continuous values of valence and arousal obtained from the output of the pre-trained EmoFAN [20] (Figure 2) on the AffectNet dataset [21] are used as the affect features.

Latent affective features: The pre-trained EmoFAN [20] on AffectNet [21] is used for latent affective feature extraction. The output of the final 2D convolution (Figure 2), a 256-dimensional feature vector, is used as the latent affective features. This feature vector contains latent information about facial landmarks and facial emotions.

Behavioral features: The behavioral states of the person in the video, on-task/off-task behavior, are characterized by features extracted from person’s eye and head movements.

Ranti et al. [24] demonstrated that blink rate patterns provide a reliable measure of person’s engagement with visual content. They implied that eye blinks are withdrawn at precise moments in time so as to minimize the loss of visual information that occurs during a blink. Probabilistically, the more important the visual information is to the

person, the more likely he or she will be to withdraw blinking. We consider blink rate as the first behavioral feature. The intensity of facial Action AU45 indicates how closed the eyes are [46]. Therefore, a single blink with the successive states of opening-closing-opening appears as a peak in time-series AU45 intensity traces [16]. The intensity of AU45 in consecutive video frames is considered as the first behavioral features.

It has been shown that a highly engaged person who is focused on visual content tends to be more static in his/her eye and head movements and eye gaze direction, and vice versa [16], [27]. In addition, in the case of high engagement, the person’s eye gaze direction is towards visual content. Accordingly, inspired by previous research [6], [7], [8], [10], [11], [12], [16], [17], [38], [39], [40], [41], [42], [43], [44], [45], eye location, head pose, and eye gaze direction in consecutive video frames are considered as other informative behavioral features.

The features described above are extracted from each video frame and considered as the frame-level features including:

- 2-element affect features (continuous values of valence and arousal),
- 256-element latent affective features, and
- 9-element behavioral features (eye-closure intensity, x and y components of eye gaze direction w.r.t. the camera, x, y, and z components of head location w.r.t. the camera; pitch, yaw, and roll as head pose [46]).

4.2 Predictive Modeling

Frame-level modeling: Figure 3 shows the structure of the proposed architecture for frame-level engagement measurement from video. Latent affective features, followed by a fully-connected neural network, affect features, and

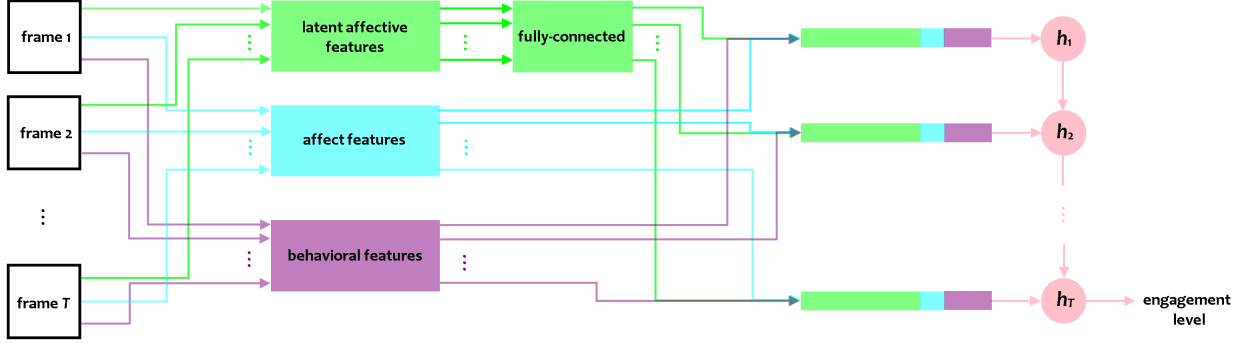


Fig. 3. The proposed frame-level architecture for engagement measurement from video. Latent affective features, followed by a fully-connected neural network, affect features, and behavioral features are concatenated to construct one feature vector for each frame of the input video. The feature vector extracted from each video frame is considered as one time step of a TCN. The TCN analyzes the sequences of feature vectors, and a fully-connected layer at the final time-step of the TCN outputs the engagement level of the person in the video.

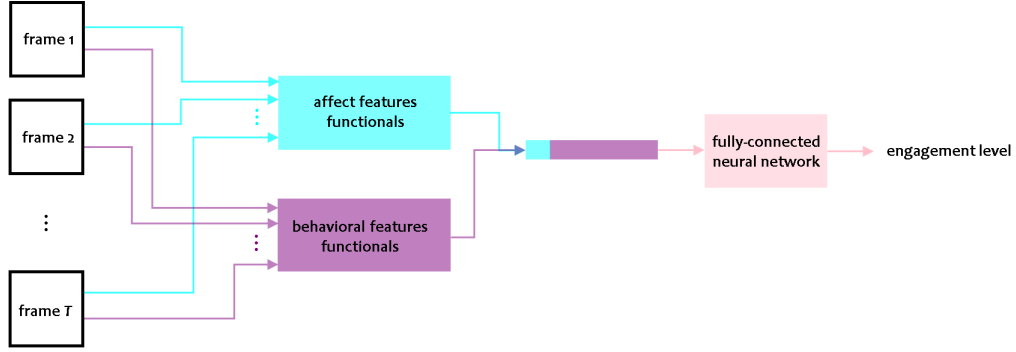


Fig. 4. The proposed video-level architecture for engagement measurement from video. First, affect and behavioral features are extracted from consecutive video frames. Then, for each video, a single video-level feature vector is constructed by calculating affect and behavioral features functionals. A fully-connected neural network outputs the engagement level of the person in the video.

behavioral features are concatenated to construct one feature vector for each video frame. The feature vector extracted from each video frame is considered as one time step of a dilated TCN [37]. The TCN analyzes the sequences of feature vectors, and the final time-step of the TCN, trailed by a fully-connected layer, outputs the engagement level of the person in the video. The fully-connected neural network after latent affective features is jointly trained along with the TCN and the final fully-connected layer. The fully-connected neural network after latent affective features is trained to reduce the dimensionality of the latent affective features before being concatenated with the affect and behavioral features.

Video-level modeling: Figure 4 shows the structure of the proposed video-level approach for engagement measurement from video. Firstly, affect and behavioral features, described in Section 4.1, are extracted from consecutive video frames. Then, for each video, a 37-element video-level feature vector is created as follows.

- 4 features: the mean and standard deviation of valence and arousal values over consecutive video frames,
- 1 feature: the blink rate, derived by counting the number of peaks above a certain threshold divided by the number of frames in the AU45 intensity time series extracted from the input video,
- 8 features: the mean and standard deviation of the velocity and acceleration of x and y components of

eye gaze direction,

- 12 features: the mean and standard deviation of the velocity and acceleration of x, y, and z components of eye gaze direction, and
- 12 features: the mean and standard deviation of the velocity and acceleration of head's pitch, yaw, and roll.

According to Figure 4, the 4 affect and 33 behavioral features are concatenated to create the video-level feature vector as the input to the fully-connected neural network. As will be described in Section 5, in addition to the fully-connected neural network, other machine-learning models are also experimented.

5 EXPERIMENTAL RESULTS

In this section, the performance of the proposed engagement measurement approach is evaluated compared to the previous feature-based and end-to-end methods. The classification and regression results on two publicly available video engagement datasets are reported. The ablation study of different feature sets is studied, and the effectiveness of affect states in engagement measurement is investigated. Finally, the implementation results of the proposed engagement measurement approach in a FL setting and model personalization is presented.

TABLE 2

The distribution of samples in different engagement-level classes, and the number of persons, in train, validation, and test sets in the DAiSEE dataset [15].

level (class)	train	validation	test
0	34	23	4
1	213	143	84
2	2617	813	882
3	2494	450	814
total	2358	1429	1784
# of persons	70	22	20

TABLE 3

The distribution of samples in different engagement level values in the train and validation sets of the EmotiW dataset [17].

level	train	validation
0.00	6	4
0.33	35	10
0.66	79	19
1.00	28	15
total	148	48

5.1 Datasets

The performance of the proposed method is evaluated on the only two publicly available video-only engagement datasets, DAiSEE [15] and EmotiW [17].

DAiSEE: The DAiSEE dataset [15] contains 9,068 videos captured from 112 persons in online courses. The videos were annotated by four states of persons while watching online courses, boredom, confusion, frustration, and engagement. Each state is in one of the four levels (ordinal classes), level 0 (very low), 1 (low), 2 (high), and 3 (very high). In this paper, the focus is only on the engagement level classification. The length, frame rate, and resolution of the videos are 10 seconds, 30 frames per second (fps), and 640×480 pixels. Table 2 shows the distribution of samples in different classes, and the number of persons, in train, validation, and test sets according to the authors of the DAiSEE dataset. These sets are used in our experiments to fairly compare the proposed method with the previous methods. The results are reported on 1784 test videos. As can be seen in Table 2, the dataset is highly imbalanced.

EmotiW: The EmotiW dataset has been released in the student engagement measurement sub-challenge of the Emotion Recognition in the Wild (EmotiW) Challenge [17]. It contains videos of 78 persons in online classroom setting. The total number of videos is 262, including 148 training, 48 validation, and 67 test videos. The videos are at a resolution of 640×480 pixels and 30 fps. The lengths of the videos are around 5 minutes. The engagement levels of each video are divided into four values 0, 0.33, 0.66, and 1, where 0, and 1 indicate that the person is completely disengaged, and highly engaged, respectively. In this sub-challenge, the engagement measurement has been defined as a regression problem, and only training and validation sets are publicly available. We use the training, and validation sets for training, and validating the proposed method, respectively. The distribution of samples in this dataset is also imbalanced, Table 3.

5.2 Experimental Setting

The frame-level behavioral features, described in Section 4.1, are extracted by the OpenFace [46]. The OpenFace also outputs the extracted face regions from video frames. The extracted face regions of size 256×256 are fed to the pre-trained EmoFAN [20] on AffectNet [21] for extracting affect and latent affective features (see Section 4.1).

In the frame-level architecture in Figure 3, the fully-connected neural network after the latent affective features contains two fully-connected layers with 256×128 , and 128×32 neurons. The output of this fully-connected neural network, a 32-element reduced dimension latent affective feature vector, is concatenated with affect and behavioral features to generate a 43 ($32 + 2 + 9$)-element feature vector for each video frame and each time-step of the TCN. The parameters of the TCN, giving the best results, are as follows, 8, 128, 16, and 0.25 for the number of levels, number of hidden units, kernel size, and dropout [37]. At the final time step of the TCN, a fully-connected layer with 4 output neurons is used for 4-class classification (in the DAiSEE dataset). For comparison, in addition to the TCN, a two-layer unidirectional LSTM with 43×128 and 128×64 layers, followed by a fully-connected layer at its final time step with 64×4 neurons is used for 4-class classification.

In the video-level architecture in Figure 4, the video-level affect and behavioral features are concatenated to create a 37-element feature vector for each video. A fully-connected neural network with three layers (37×128 , 128×64 , and 64×4 neurons) is used as the classification model. In addition to the fully-connected neural network, Support Vector Machine classifier with RBF kernel and Random Forest (RF) are also used for classification.

The EmotiW dataset contains videos of around 5-minute length. The videos are divided into 10-second clips with 50% overlap [39], and video-level features, described above, are extracted from each clip. The sequence of clip-level features are analyzed by a two-layer unidirectional LSTM with 37×128 and 128×64 layers, followed by a fully-connected layer at its final time step with 64×1 neurons for regression in the EmotiW dataset.

The evaluation metrics are classification accuracy and MSE for the regression task. The experiments were implemented in PyTorch [53] and Scikit-learn [54] on a server with 64 GB of RAM and NVIDIA TeslaP100 PCIe 12 GB GPU.

5.3 Results

Table 4 shows the engagement level classification accuracies on the test set of the DAiSEE dataset for the proposed frame-level and video-level approaches. As the *ablation study*, the results of different classifiers are reported using different feature sets. Table 5 shows the engagement level classification accuracies on the test set of the DAiSEE dataset for the previous approaches [36] (see Section 3). As can be seen in Table 4 and 5, the proposed frame-level approach, outperforms most of the previous approaches in Table 5, better than our previously published end-to-end ResNet + LSTM network and slightly worse than ResNet + TCN network [36] (see Section 3.1). According to Table 4, in the frame-level approach, using both LSTM and TCN, adding behavioral and affect features to the latent affective features improves

the accuracy. These results show the effectiveness of affect states in engagement measurement. The TCN, because of its superiority in modeling sequences of larger length and retaining memory of history in comparison to the LSTM, achieves higher accuracies. Correspondingly, in the video-level approaches in Table 4, adding affect features improves accuracy for all the classifiers, fully-connected neural network, SVM, and RF. In the video-level approaches, the RF achieves higher accuracies compared to the fully-connected neural network and SVM. However, video-level approaches perform worse than the frame-level approaches, highlighting the importance of temporal modelling of affective and behavioral features at a frame level in videos.

In another experiment, we replace the behavioral features in Fig. 3 with a ResNet (to extract 512-element feature vector from each video frame) followed by a fully-connected neural network (to reduce the dimensionality of the extracted feature vector to 32). In this way, a 66-element feature vector is extracted from each video frame (32 latent affective features and 32 ResNet features after dimensionality reduction, and 2 affect features). The ResNet, two fully-connected neural networks (after ResNet and after latent affective features), TCN, and the final fully-connected neural networks after TCN are jointly trained to output the level of engagement. As can be seen in Table 4, the accuracy of this setting, 60.8%, is lower than the accuracy of using handcrafted behavioral features along with latent affective features and affect states, 63.3%. This demonstrates the effectiveness of the handcrafted behavioral features in engagement measurement.

TABLE 4

Engagement level classification accuracy of the proposed feature-based frame-level (top half) and video-level (bottom half) approaches with different feature sets and classifiers on the DAiSEE dataset. LSTM: long short-term memory, TCN: temporal convolutional network, FC: fully-connected neural network, SVM: support vector machine, RF: random forest

feature set	model	accuracy
latent affective	LSTM	60.8
latent affective + behavioral	LSTM	62.1
latent affective + behavioral + affect	LSTM	62.7
latent affective	TCN	60.2
latent affective + behavioral	TCN	62.5
latent affective + behavioral + affect	TCN	63.3
latent affective + ResNet + affect	TCN	60.8
behavioral	FC	55.1
behavioral + affect	FC	55.5
behavioral	SVM	53.9
behavioral + affect	SVM	55.2
behavioral	RF	55.5
behavioral + affect	RF	58.5

According to Abedi and Khan [36] and Liao et al. [7], due to highly imbalanced data distribution (see Table 2), none of the previous approaches on the DAiSEE dataset (outlined in Table 5) are able to correctly classify samples in the minority classes (classes 0 and 1). Table 6 shows the confusion matrices of the two previous end-to-end approaches (a)-(b), and four of the proposed feature-based approaches (c)-(f) with superior performance on the test of the DAiSEE dataset. None of the end-to-end approaches are able to correctly classify samples in the minority classes (classes 0 and 1), Table 6 (a)-(b). However, the proposed feature-based approaches

TABLE 5

Engagement level classification accuracy of the previous approaches on the DAiSEE dataset (see Section 3).

method	accuracy
C3D [15]	48.1
I3D [32]	52.4
C3D + LSTM [36]	56.6
C3D with transfer learning [15]	57.8
LRCN [15]	57.9
DFSTN [7]	58.8
C3D + TCN [36]	59.9
ResNet + LSTM [36]	61.5
ResNet + TCN [36]	63.9
DERN [40]	60.0
Neural Turing Machine [50]	61.3

are able to correctly classify a large number of samples in the minority class 1. While the total accuracy of video-level approaches is lower than frame-based approaches, the video-level approaches are more successful in classifying samples in the minority classes. Comparing Table 6 (c) with (d), and (e) with (f) indicates that adding affect features improve the total classification accuracy, and specifically the classification of samples in the minority class 1.

TABLE 6

The confusion matrices of the feature-based and end-to-end approaches with superior performance on the test of the DAiSEE dataset, (a) ResNet + TCN [36] (end-to-end), (b) ResNet + LSTM [36] (end-to-end), (c) (latent affective + behavioral) features + TCN, (d) (latent affective + behavioral + affect) features + TCN, (e) (behavioral) features + RF, and (f) (behavioral + affect) features + RF. (c)-(f) are the proposed methods in this paper.

		predicted labels						predicted labels						predicted labels						
		0	1	2	3			0	1	2	3			0	1	2	3			
true labels	0	0	0	0	4	0	0	0	0	3	1	0	0	2	2	0	0			
	1	0	0	0	64	20	1	0	0	0	62	22	1	0	15	42	27			
	2	0	0	0	616	266	2	0	0	0	623	259	2	0	4	674	204			
	3	0	0	0	290	524	3	0	0	0	339	475	3	0	0	388	426			
		(a)						(b)						(c)						
		0	1	2	3	true labels			0	1	2	3	true labels			0	1	2	3	
true labels	0	0	0	1	3		0	0	0	0	3	1		0	0	0	1	2	1	
	1	0	0	22	42		20	1	0	0	29	40		15	1	0	0	41	31	12
	2	0	0	4	640		238	2	0	0	5	530		347	2	0	0	9	545	328
	3	0	0	0	347		467	3	0	0	12	371		431	3	0	0	17	340	457
		(d)						(e)						(f)						

Figure 5 shows the importance of affect and behavioral features while using RF (achieving the best results between the video-level approaches) by checking their out-of-bag error [16]. This features importance ranking is consistent with evidence from psychology and physiology. (i) The first, and third indicative features in person-oriented engagement measurement are the mean values of arousal, and valence, respectively. It aligns with the findings in [19], [48] indicating that affect states are highly correlated with desirability of content, concentration, satisfaction, excitement, and affective engagement. (ii) The second important feature is blink rate. It aligns with the research by Ranti et al. [24] showing that blink rate patterns provide a reliable measure of individual behavioral and cognitive engagement with visual content. (iii) The least important features are extracted from eye gaze direction. Research conducted by Sinatra et al. [18] shows that, to have high impact in engage-

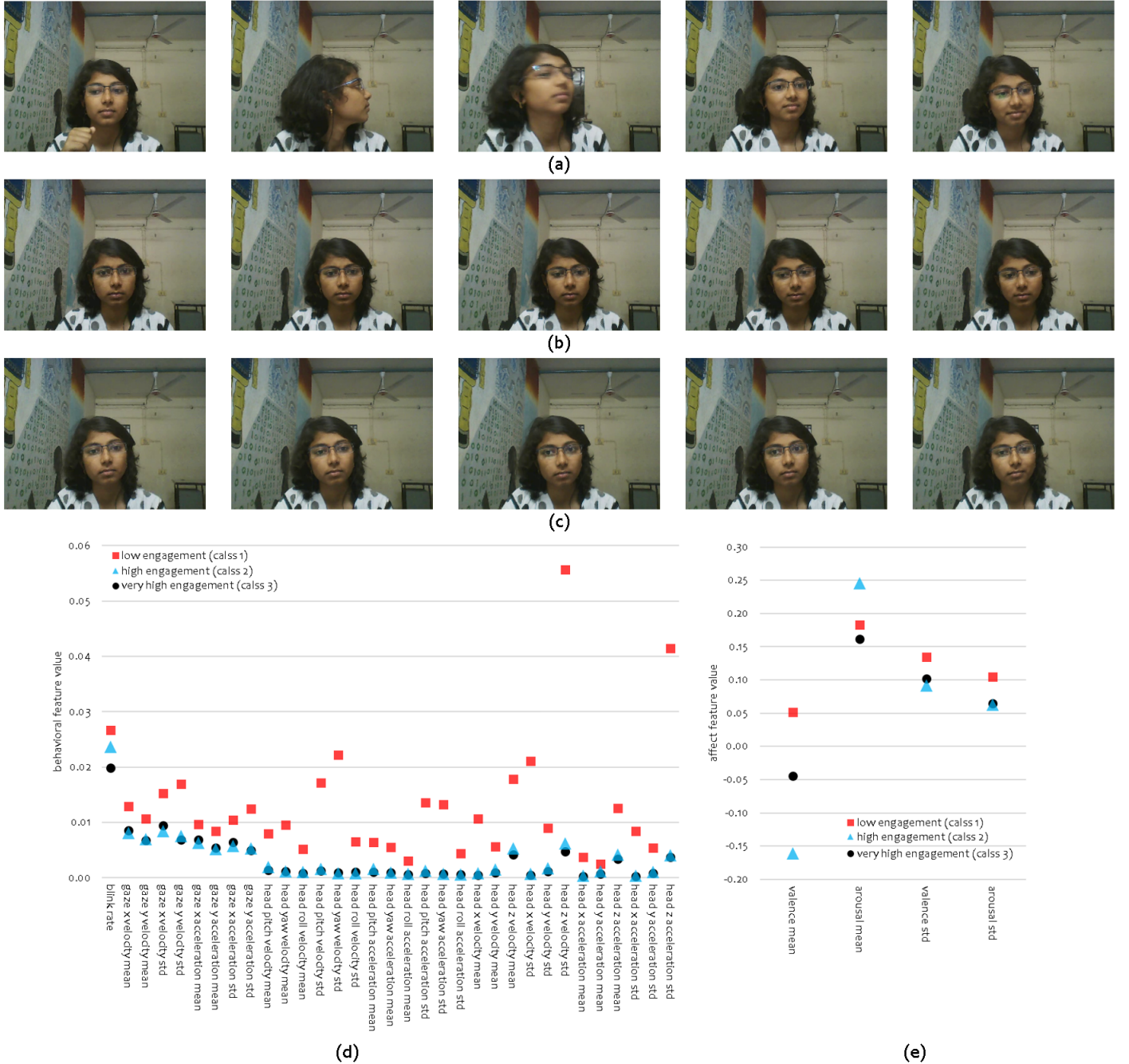


Fig. 6. An illustrative example for showing the importance of affect states in engagement measurement. 5 (of 300) frames of three different videos of one person in the DAiSEE dataset in classes (a) low, (b) high, and (c) very high levels of engagement, the video-level (d) behavioral features and (e) affect features of the three videos. In (a), the person does not look at the camera for a moment and behavioral features in (d) are totally different for this video compared to the videos in (b) and (c). However, the behavioral features for (b) and (c) are almost identical. According to (e), the affect features are different for (b) and (c) and are effective in differentiation between the videos in (b) and (c).

sexes. Here, model personalization improves engagement measurement as the global model is personalized for individual students with their specific sexes.

5.6 Discussion

The proposed method achieved superior performance compared to the previous feature-based and end-to-end methods (except ResNet + TCN [36]) on the DAiSEE dataset, especially in terms of classifying low levels of engagement. However, the overall classification accuracy on this dataset

is still low. This can be due to the following two reasons. The first reason is the imbalanced data distribution, very small number of samples in low levels of engagement compared to the high levels of engagement. During training, with a conventional shuffled dataset, there will be many training batches containing no samples in low levels of engagement. We tried to mitigate this problem with a sampling strategy in which the samples of all classes were included in each batch. In this way, the model will be trained on the samples of all classes in each training iteration. The second reason is

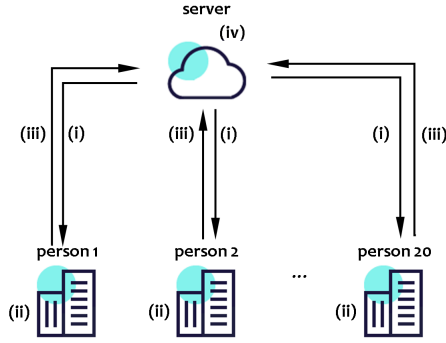


Fig. 7. The block diagram of federated learning process for engagement measurement (see Section 5.5).

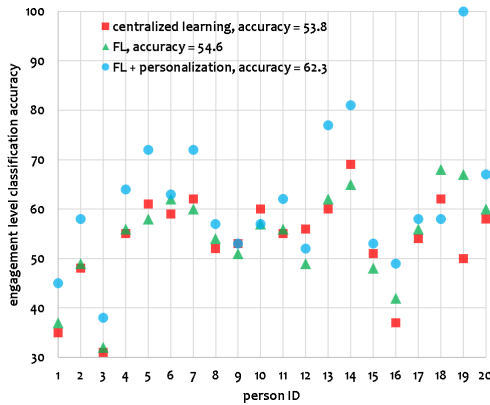


Fig. 8. Engagement level classification accuracy on the 30% of the test set of the DAiSEE dataset, using the pre-trained model on the training set (centralized learning), using output model of FL, and using the personalized models for individual persons. In this experiment, the video-level behavioral and affect features and the fully-connected neural network (described in Section 5.2) are used for classification (see Section 5.5).

the annotation problems in the DAiSEE dataset. According to our study on the videos in the DAiSEE dataset, there are annotation mistakes in this dataset. These mistakes are more obvious when comparing videos and annotations of one person in different classes, as it is discussed with examples by Liao et al. [7]. Obviously, the default reason for not achieving higher classification accuracy is the difficulty of this classification task, small differences between videos in different levels of engagement and the lack of any other type of data other than video.

6 CONCLUSION AND FUTURE WORK

In this paper, we proposed a novel method for objective engagement measurement from videos of a person watching an online course. The experiments were performed on the only two publicly available engagement measurement datasets (DAiSEE [15] and EmotiW [17]), containing only video data. As any complementary information about the context (e.g., the degree level of the students, the lessons being taught, their progress in learning, and the speech of students) was not available, the proposed method is a person-oriented engagement measurement using only video data of persons at the moment of interaction. Again, due to the lack of context (e.g., students' and tutors' speech), their

cognitive engagement could not be measured. Therefore, we were only able to measure affective and behavioral engagements based on visual indicators.

We used affect sates, continuous values of valence and arousal extracted from consecutive video frames, along with a new latent affective feature vector and behavioral features for engagement measurement. We modeled these features in different settings and with different types of temporal and non-temporal models. The temporal (LSTM and TCN), and non-temporal (fully-connected neural network, SVM, and RF) models were trained and tested on frame-level, and video-level features, respectively. In another setting, for long videos in the EmotiW dataset, temporal models were trained and tested on clip-level features. The frame-level, and video-level approaches achieved superior performance in terms of classification accuracy, and correctly classifying disengaged videos in the DAiSEE dataset, respectively. Also, clip-level setting achieved very low regression MSE on the validation set of the EmotiW dataset. As the ablation study, we reported the results with and without using affect features. In the experiments in all settings, using affect features led to improvement in performance. In addition to centralized setting, we also implemented video-level approach in a FL setting and observed improvements in classification accuracy of the DAiSEE dataset, after FL and after model personalization for individuals. We explained different types of engagement and interpreted the results of our experiments based on psychology concepts in the field of engagement.

As future work, we plan to collect an audio-video dataset from patients in virtual rehabilitation sessions. We will extend the proposed video engagement measurement method to work in tandem with audio. We will incorporate audio data, and also context information (progress of patients in the rehabilitation program and rehabilitation program completion barriers) to measure engagement in a deeper level, e.g., cognitive and context-oriented engagement (see Section 2). In addition, we will explore approaches to measure affect states from audio and use them for engagement measurement. To avoid any mistakes in engagement labeling, as it was discussed in Section 5.6, we will use psychology-backed measures of engagement [13], [18], [19]. We will also explore an optimum time scale choice for labeling engagement in videos [13]. In all the existing engagement measurement datasets, disengagement samples are in the minority [14], [15], [16], [17], [27]. Therefore, in another direction of future research, we will explore detecting disengagement as an anomaly detection problem, and use autoencoders and contrastive learning [57] techniques to detect disengagement and the severity of disengagement.

REFERENCES

- [1] Mukhtar, Khadijah, et al. "Advantages, Limitations and Recommendations for online learning during COVID-19 pandemic era." *Pakistan journal of medical sciences* 36.COVID19-S4 (2020): S27.
- [2] Nuara, Arturo, et al. "Telerehabilitation in response to constrained physical distance: An opportunity to rethink neurorehabilitative routines." *Journal of neurology* (2021): 1-12.
- [3] Venton, B. Jill, and Rebecca R. Pompano. "Strategies for enhancing remote student engagement through active learning." (2021): 1-6.
- [4] Matamala-Gomez, Marta, et al. "The role of engagement in teleneurorehabilitation: a systematic review." *Frontiers in Neurology* 11 (2020): 354.

- [5] Nezami, Omid Mohamad, et al. "Automatic recognition of student engagement using deep learning and facial expression." *Joint European Conference on Machine Learning and Knowledge Discovery in Databases*. Springer, Cham, 2019.
- [6] Whitehill, Jacob, et al. "The faces of engagement: Automatic recognition of student engagement from facial expressions." *IEEE Transactions on Affective Computing* 5.1 (2014): 86-98.
- [7] Liao, Jiacheng, Yan Liang, and Jiahui Pan. "Deep facial spatiotemporal network for engagement prediction in online learning." *Applied Intelligence* (2021): 1-13.
- [8] Guhan, Pooja, et al. "ABC-Net: Semi-Supervised Multimodal GAN-based Engagement Detection using an Affective, Behavioral and Cognitive Model." *arXiv preprint arXiv:2011.08690* (2020).
- [9] Belle, Ashwin, Rosalyn Hobson Hargraves, and Kayvan Najarian. "An automated optimal engagement and attention detection system using electrocardiogram." *Computational and mathematical methods in medicine* 2012 (2012).
- [10] Rivas, Jesus Joel, et al. "Multi-label and multimodal classifier for affective states recognition in virtual rehabilitation." *IEEE Transactions on Affective Computing* (2021).
- [11] Dewan, M. Ali Akber, Mahbub Murshed, and Fuhua Lin. "Engagement detection in online learning: a review." *Smart Learning Environments* 6.1 (2019): 1-20.
- [12] Doherty, Kevin, and Gavin Doherty. "Engagement in HCI: conception, theory and measurement." *ACM Computing Surveys (CSUR)* 51.5 (2018): 1-39.
- [13] D'Mello, Sidney, Ed Dieterle, and Angela Duckworth. "Advanced, analytic, automated (AAA) measurement of engagement during learning." *Educational psychologist* 52.2 (2017): 104-123.
- [14] Ringeval, Fabien, et al. "Introducing the RECOLA multimodal corpus of remote collaborative and affective interactions." 2013 10th IEEE international conference and workshops on automatic face and gesture recognition (FG). IEEE, 2013.
- [15] Gupta, Abhay, et al. "Daisee: Towards user engagement recognition in the wild." *arXiv preprint arXiv:1609.01885* (2016).
- [16] Chen, Xu, et al. "FaceEngage: Robust Estimation of Gameplay Engagement from User-contributed (YouTube) Videos." *IEEE Transactions on Affective Computing* (2019).
- [17] Dhall, Abhinav, et al. "EmotiW 2020: Driver gaze, group emotion, student engagement and physiological signal based challenges." *Proceedings of the 2020 International Conference on Multimodal Interaction*. 2020.
- [18] Sinatra, Gale M., Benjamin C. Heddy, and Doug Lombardi. "The challenges of defining and measuring student engagement in science." (2015): 1-13.
- [19] Aslan, Sinem, et al. "Human expert labeling process (HELP): towards a reliable higher-order user state labeling process and tool to assess student engagement." *Educational Technology* (2017): 53-59.
- [20] Toisoul, Antoine, et al. "Estimation of continuous valence and arousal levels from faces in naturalistic conditions." *Nature Machine Intelligence* 3.1 (2021): 42-50.
- [21] Mollahosseini, Ali, Behzad Hasani, and Mohammad H. Mahoor. "Affectnet: A database for facial expression, valence, and arousal computing in the wild." *IEEE Transactions on Affective Computing* 10.1 (2017): 18-31.
- [22] McMahan, Brendan, et al. "Communication-efficient learning of deep networks from decentralized data." *Artificial Intelligence and Statistics*. PMLR, 2017.
- [23] Dobrian, Florin, et al. "Understanding the impact of video quality on user engagement." *ACM SIGCOMM Computer Communication Review* 41.4 (2011): 362-373.
- [24] Ranti, Carolyn, et al. "Blink Rate patterns provide a Reliable Measure of individual engagement with Scene content." *Scientific reports* 10.1 (2020): 1-10.
- [25] Monkaresi, Hamed, et al. "Automated detection of engagement using video-based estimation of facial expressions and heart rate." *IEEE Transactions on Affective Computing* 8.1 (2016): 15-28.
- [26] Bixler, Robert, and Sidney D'Mello. "Automatic gaze-based user-independent detection of mind wandering during computerized reading." *User Modeling and User-Adapted Interaction* 26.1 (2016): 33-68.
- [27] Sümer, Ömer, et al. "Multimodal Engagement Analysis from Facial Videos in the Classroom." *arXiv preprint arXiv:2101.04215* (2021).
- [28] Pekrun, Reinhard, and Lisa Linnenbrink-Garcia. "Academic emotions and student engagement." *Handbook of research on student engagement*. Springer, Boston, MA, 2012. 259-282.
- [29] Broughton, Suzanne H., Gale M. Sinatra, and Ralph E. Reynolds. "The nature of the refutation text effect: An investigation of attention allocation." *The Journal of Educational Research* 103.6 (2010): 407-423.
- [30] Donahue, Jeffrey, et al. "Long-term recurrent convolutional networks for visual recognition and description." *Proceedings of the IEEE conference on computer vision and pattern recognition*. 2015.
- [31] Geng, Lin, et al. "Learning Deep Spatiotemporal Feature for Engagement Recognition of Online Courses." 2019 IEEE Symposium Series on Computational Intelligence (SSCI). IEEE, 2019.
- [32] Zhang, Hao, et al. "An Novel End-to-end Network for Automatic Student Engagement Recognition." 2019 IEEE 9th International Conference on Electronics Information and Emergency Communication (ICEIEC). IEEE, 2019.
- [33] Dewan, M. Ali Akber, et al. "A deep learning approach to detecting engagement of online learners." 2018 IEEE SmartWorld, Ubiquitous Intelligence and Computing, Advanced and Trusted Computing, Scalable Computing and Communications, Cloud and Big Data Computing, Internet of People and Smart City Innovation (SmartWorld/SCALCOM/UIC/ATC/CBDCom/IOP/SCI). IEEE, 2018.
- [34] Dash, Saswat, et al. "A Two-Stage Algorithm for Engagement Detection in Online Learning." 2019 International Conference on Sustainable Technologies for Industry 4.0 (STI). IEEE, 2019.
- [35] Murshed, Mahbub, et al. "Engagement Detection in e-Learning Environments using Convolutional Neural Networks." 2019 IEEE Intl Conf on Dependable, Autonomic and Secure Computing, Intl Conf on Pervasive Intelligence and Computing, Intl Conf on Cloud and Big Data Computing, Intl Conf on Cyber Science and Technology Congress (DASC/PiCom/CBDCom/CyberSciTech). IEEE, 2019.
- [36] Abedi, Ali, and Shehroz S. Khan. "Improving state-of-the-art in Detecting Student Engagement with Resnet and TCN Hybrid Network." *arXiv preprint arXiv:2104.10122* (2021).
- [37] Bai, Shaojie, J. Zico Kolter, and Vladlen Koltun. "An empirical evaluation of generic convolutional and recurrent networks for sequence modeling." *arXiv preprint arXiv:1803.01271* (2018).
- [38] Niu, Xuesong, et al. "Automatic engagement prediction with GAP feature." *Proceedings of the 20th ACM International Conference on Multimodal Interaction*. 2018.
- [39] Thomas, Chinchu, Nitin Nair, and Dinesh Babu Jayagopi. "Predicting engagement intensity in the wild using temporal convolutional network." *Proceedings of the 20th ACM International Conference on Multimodal Interaction*. 2018.
- [40] Huang, Tao, et al. "Fine-grained engagement recognition in online learning environment." 2019 IEEE 9th international conference on electronics information and emergency communication (ICEIEC). IEEE, 2019.
- [41] Fedotov, Dmitrii, et al. "Multimodal approach to engagement and disengagement detection with highly imbalanced in-the-wild data." *Proceedings of the Workshop on Modeling Cognitive Processes from Multimodal Data*. 2018.
- [42] Booth, Brandon M., et al. "Toward active and unobtrusive engagement assessment of distance learners." 2017 Seventh International Conference on Affective Computing and Intelligent Interaction (ACII). IEEE, 2017.
- [43] Kaur, Amanjot, et al. "Prediction and localization of student engagement in the wild." 2018 Digital Image Computing: Techniques and Applications (DICTA). IEEE, 2018.
- [44] Wu, Jianming, et al. "Advanced Multi-Instance Learning Method with Multi-features Engineering and Conservative Optimization for Engagement Intensity Prediction." *Proceedings of the 2020 International Conference on Multimodal Interaction*. 2020.
- [45] Yang, Jianfei, et al. "Deep recurrent multi-instance learning with spatio-temporal features for engagement intensity prediction." *Proceedings of the 20th ACM international conference on multimodal interaction*. 2018.
- [46] Baltrusaitis, Tadas, et al. "Openface 2.0: Facial behavior analysis toolkit." 2018 13th IEEE International Conference on Automatic Face and Gesture Recognition (FG 2018). IEEE, 2018.
- [47] Cao, Zhe, et al. "OpenPose: realtime multi-person 2D pose estimation using Part Affinity Fields." *IEEE transactions on pattern analysis and machine intelligence* 43.1 (2019): 172-186.
- [48] Woolf, Beverly, et al. "Affect-aware tutors: recognising and responding to student affect." *International Journal of Learning Technology* 4.3-4 (2009): 129-164.

- [49] Rudovic, Ognjen, et al. "Personalized machine learning for robot perception of affect and engagement in autism therapy." *Science Robotics* 3.19 (2018).
- [50] Ma, Xiaoyang, et al. "Automatic Student Engagement in Online Learning Environment Based on Neural Turing Machine." *International Journal of Information and Education Technology* 11.3 (2021).
- [51] Russell, James A. "A circumplex model of affect." *Journal of personality and social psychology* 39.6 (1980): 1161.
- [52] Newell, Alejandro, Kaiyu Yang, and Jia Deng. "Stacked hourglass networks for human pose estimation." *European conference on computer vision*. Springer, Cham, 2016.
- [53] Paszke, Adam, et al. "Pytorch: An imperative style, high-performance deep learning library." *arXiv preprint arXiv:1912.01703* (2019).
- [54] Pedregosa, Fabian, et al. "Scikit-learn: Machine learning in Python." *the Journal of machine Learning research* 12 (2011): 2825-2830.
- [55] Chen, Yiqiang, et al. "Fedhealth: A federated transfer learning framework for wearable healthcare." *IEEE Intelligent Systems* 35.4 (2020): 83-93.
- [56] Fredricks, Jennifer A., and Wendy McColskey. "The measurement of student engagement: A comparative analysis of various methods and student self-report instruments." *Handbook of research on student engagement*. Springer, Boston, MA, 2012. 763-782.
- [57] Khosla, Prannay, et al. "Supervised contrastive learning." *arXiv preprint arXiv:2004.11362* (2020).