

Golos: Russian Dataset for Speech Research

Nikolay Karpov, Alexander Denisenko, Fedor Minkin

Sber, Russia

karpnv@gmail.com, alexander.denisenko@phystech.edu, minkin.f.a@sberbank.ru

Abstract

This paper introduces a novel Russian speech dataset called Golos, a large corpus suitable for speech research. The dataset mainly consists of recorded audio files manually annotated on the crowd-sourcing platform. The total duration of the audio is about 1240 hours. We have made the corpus freely available to download, along with the acoustic model with CTC loss prepared on this corpus. Additionally, transfer learning was applied to improve the performance of the acoustic model. In order to evaluate the quality of the dataset with the beam-search algorithm, we have built a 3-gram language model on the open Common Crawl dataset. The total word error rate (WER) metrics turned out to be about 3.3% and 11.5%. Index Terms: speech recognition, open dataset, Russian language, speech corpus, acoustic model, language model

1. Introduction

We believe that open data is one of the key drivers of the recent success in the field of artificial intelligence. In particular, automatic speech recognition (ASR) algorithms became much better in quality and more robust during the recent years. These new algorithms allow researchers to create conversational systems with good user experience; as a result, such technologies become more popular. That disrupts traditional business strategies and provides a foundation for many new business ideas and benefits for innovators.

Despite the existence of outstanding initiatives such as MLS dataset [1], there is a lack of manually annotated large scale speech corpora in Russian that would be freely available and suitable for training and testing speech recognition systems.

This article is dedicated to present our new open Russian speech dataset with manual annotation. It can be useful for many research projects such as [2, 3] which need labeled audio data. We provide an example on how to train an acoustic model on this data using the open source NeMo toolkit [4]. We also demonstrate an improvement in performance using pre-trained English acoustic models and quality benefits from the language model. The highlights of this paper are the following:

1. An open audio corpus with 1240 hours of manually annotated speech in Russian.¹
2. An example of an acoustic model trained on our corpus.
3. The empirical results of transfer learning for the Russian acoustic model using the pre-trained English one.

¹<https://github.com/sberdevices/golos>

4. An evaluation of the acoustic model using a beam-search decoder with the language model trained on an open dataset.

In Section 2 we review the related work that inspired us to share our corpus. In Section 3 we describe the pipeline that we used to build the corpus. Section 4 describes the structure of the dataset. Section 5 presents the acoustic model trained on this dataset and the experimental results of transfer learning. Finally, in Section 6 we provide the acoustic model evaluation together with the language model, which we also made available.

2. Related Work

There are few large scale data collections for speech recognition available now.

2.1. Mono-lingual ASR datasets

Let us mention only several mono-lingual datasets which we think are the most important in the field of Russian speech recognition.

First one is LibriSpeech [5] which includes about 1000 hours of English audio-books. It is derived from the big LibriVox dataset and distributed under an open license. Second one is an audio part of the Wall Street Journal (WSJ) corpus [6] which contains about 400 hrs. of speech data. These two datasets are usually used as a public benchmarks to compare new algorithms. It helps to push forward the state of the art (SoTA) quality level of speech recognition.

Open-STT is the only Russian language large-scale dataset. It consists of more than 15 000 hours of audio [7]. Unfortunately, its annotation is not manually created. Transcripts are derived by doing alignment or using the ASR system.

Table 1: Content of Open STT Russian corpus

Domain	Annotation	Utterances	Hours
Radio	Alignment	8.3M	11 996
Public Speech	Alignment	1,7M	2 709
YouTube	Subtitles	2,6M	2 117
Audiobooks	Alignment	1,3M	1 632
Calls	ASR	695K	819
Other	TTS	1.9M	835

2.2. Multi-lingual ASR datasets

We mainly focus on multi-lingual corporuses which include Russian data. VoxForge² may be the oldest and still

²<http://www.voxforge.org>

available open speech resource. It remains low-scale, and includes only about 300 hours in total, and even less in Russian.

Common Voice [8], is a scalable solution with more than 30 languages available, including Russian. It keeps growing, with 4500 (validated) hours currently available. There are only 111 hours of Russian labeled data.

LibriVox³ includes nearly 80 506 hours in total, but only 172 hours of Russian audiobooks read by volunteers from all around the world.

The M-AILABS⁴ speech dataset includes the data based on LibriVox and Project Gutenberg⁵. The data consists of nearly a thousand hours of audio in total and 47 hours of Russian speech.

MLS [1] is a large-scale multilingual dataset for speech research, which, like the LibriSpeech and M-AILABS, is derived from the LibriVox dataset, and consists of 8 languages, including about 44.5K hours of English and a total of about 6K hours of other languages. However, it doesn't contain any Russian language data.

3. Data Collection Pipeline

This section describes the main steps during data collection and preparation. The pipeline is developed to solve the cold start problem when we have a new voice powered product but there is no real user data yet. It includes four steps.

3.1. Templates Creation

We create a list of domains which is suitable for our products: music, films, organizations, names, addresses, etc. For each domain we develop so-called templates - structures which let us create highly plausible text queries within a certain domain. Basically, they describe the way in which different entities (such as commands, movie titles, actor names and specific forms of these entities - including variations in case and gender) might be arranged so that the resulting query might have been a result of some actual use-case.

For example the template "command + film" can be instantiated as "Put on Terminator 1"

3.2. Audio Generation

Using such templates we consistently generate tens and hundreds of thousands of text queries. We then proceed to voicing them with real people's voices. We use two types of voice sources: the popular crowd-sourcing platform Yandex.Toloka⁶ and studio recordings through our smart screen called SberPortal.

3.3. Crowd-sourced Validation

However, we cannot be certain that all the labellers have said exactly what was written in their assignment. We neither want to train on such data, nor test or validate on it, so we filter them out. We do so by presenting each pair of text with the crowdsourced audio-file to 5 people on

the very same labelling platform and ask them whether or not the audio matches the text in front of them. If 5 out of 5 people say that it does, then we consider the text and the audio to match each other. If less than 5 people say so - we don't use this pair.

3.4. Assisted Transcription

We want our corpus to be monolingual and only consist of Cyrillic letters and spaces. However, there are many sentences containing Latin and diacritic letters, numbers, special symbols, etc. In order to get rid of such symbols but preserve the data - we use Yandex.Toloka again. Labellers are being presented with the original text which might contain any kind of symbols and the corresponding audio which was validated in the previous step. The labellers are asked to write down the text using only Cyrillic symbols and spaces.

It turned out to be vital for us to provide not only audios, but also hints in the form of original text, as it might be extremely difficult to transcribe the audio of a Russian who is pronouncing "Annenmaykantereit Barfuß am Klavier" without any assistance. We presented each pair of audio and text to 5 labellers. We took a look at the most common transcription in Cyrillic - and if there were at least two people who have written the same transcription - we use it as a true label when training our acoustic model.

4. Dataset Overview

There are two types of audio sources in our corpus. The first one is a crowd-sourcing platform called Yandex.Toloka. Further in text we call it "Crowd domain". The second one is our main source of audio input - the smart screen "SberPortal". The development stage of SberPortal has started before its sales commenced. So we had to generate audio through SberPortal in the studio by emulating the real user environment. To do so we used 1 meter, 3 meters and 5 meters distances between the speaker and the device. Further in text we call it a "Farfield domain" because of the distance which is usually quite large.

Each of the sources we split into train and test subsets. The testing part of Crowd set consists of about 10 000 files, Farfield test set is about 2 000. The exact dataset separation is shown in the Table 2.

Table 2: Golos Dataset Content Separation.

Domain	Train files and hours		Test files and hours	
Crowd	979796	1095 h.	9994	11.2 h.
Farfield	124003	132.4 h.	1916	1.4 h.
Total	1103799	1227.4 h.	11910	12.6 h.

We don't use any personal information about the speakers such as age, gender, user id. The recordings are anonymized and the separation is done without it. The voice of the same user could appear both in the train and test subsets.

Some statistical data like percentiles, mean and standard deviation (STD) of the duration values of the training sets is provided in the Table 3. On the Figure 1 a

³<https://librivox.org>

⁴<https://www.caito.de/2019/01/the-m-ailabs-speech-dataset>

⁵<http://www.gutenberg.org>

⁶<https://toloka.yandex.ru>

Table 3: Golos Training Set Description.

Description	Crowd subset	Farfield subset
Count	979796 files	124003 files
Mean	4.0 sec.	3.8 sec.
STD	1.9 sec.	1.6 sec.
Min	0.02 sec.	0.002 sec.
50th percentile	3.7 sec.	3.5 sec.
95th percentile	7.3 sec.	6.8 sec.
99th percentile	10.5 sec.	9.6 sec.
Max	56.3 sec.	23.5 sec.

histogram is shown of the duration distribution of utterances in the training set.

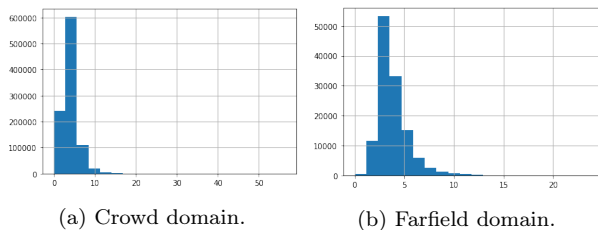


Figure 1: The number of samples depends on sample duration (sec.) in Golos training set.

To perform any limited or no supervision experiments with models we provide additional subsets of the training set with durations 100 hours, 10 hours, 1 hour, 10 minutes, as it was in the previous work [9].

5. Acoustic Model

The best way to show the quality of data is to train some model on it and to estimate the quality metrics of the model. We estimate the word error rate (WER) because it is a common performance metric of speech recognition systems.

5.1. Experiment Setup

For an acoustic model we chose QuartzNet15x5 neural network [10]. Its architecture is shown on the Table 4. The model starts with a convolutional layer C_1 followed by a sequence of 5 groups of blocks. Blocks in the group are identical, each block B_k consists of R time-channel separable K-sized convolutional modules with C output channels. Each block is repeated S times. The model has 3 additional convolutional layers (C_2, C_3, C_4) at the end.

The training procedure is done by using the open source NeMo toolkit [4]. We train our model on the Nvidia DGX-2 with 16 GPU cards Tesla v100 with a batch size of 88 per GPU, and accumulate gradients every 10 batches, so our effective batch size is $16 \cdot 88 \cdot 10 = 14080$. In order to decrease the memory footprint and training time, we used mixed-precision training [11].

We trained an acoustic model on the randomly shuffled training part of the Golos dataset and evaluated it on two test sets separately (Crowd and Farfield domains). Data augmentation is carried out using SpecAugment [12] without time warping deformation. We don't use

Table 4: QuartzNet15x5 Architecture with Outputs for Russian Letters.

Block	R	K	C	S
C_1	1	33	256	1
B_1	5	33	256	3
B_2	5	39	256	3
B_3	5	51	512	3
B_4	5	63	512	3
B_5	5	75	512	3
C_2	1	87	512	1
C_3	1	1	1024	1
C_4	1	1	34	1
Params,M				18.9

dropouts during training. Training is conducted with the help of the NovoGrad [13] optimizer ($\beta_1 = 0.95, \beta_2 = 0.5$) with a cosine annealing learning rate policy. About 5% steps of the learning rate warm-up helps to stabilize early training with maximum learning rate of 0.01, and weight decay 0.001. Bigger learning rates lead to gradient overflow and infinite loss value in our experiments.

5.2. Transfer Learning

Transfer learning is the key element in the recent success of neural networks, so it is widely used in the industry. For example, ImageNet dataset is often utilized for creating pre-trained models in computer vision, and in the natural language processing field pre-trained BERT models are usually used.

The QuartzNet15x5 acoustic model pre-trained on 3300 hours of public data in English is publicly available. The Russian version of this model is shown on the Table 4. The only difference from the English version is in the last layer C_4 , because the target language has a different alphabet. For Cyrillic alphabet, there are 34 possible outputs - 32 letters (excluding letter ё), whitespace and blank symbols. When training the model using the Latin alphabet, there are 29 possible outputs - 26 letters, whitespace, blank and apostrophe symbols. Our transfer learning pipeline is as follows:

- Take layers weights $C_1, B_1, B_2, B_3, B_4, B_5, C_2, C_3$ from pre-trained network as is and initialize a new network with them.
- Map similar character (for instance "k" to "к") weights from the old C_4 layer to the new one.
- Randomly initialize weights for new characters in the layer C_4
- Train the resulting network on the target dataset starting with the same learning rate that was used to pre-train the model from scratch.

Figures 2a and 2b demonstrate how our transfer learning procedure affects greedy WER along the training process. There are four training setups: 10 000 steps with random initialization (Green - 10K from scratch), 10 000 steps with English initialization (Red - 10K from En.), 20 000 steps with random initialization (Blue - 20K from scratch), 20 000 steps with English initialization (Violet - 20K from En.). Each of the training setups has two

Table 5: Transfer Learning Influence on greedy WER %.

Training procedure	Crowd	Farfield
10K from scratch	28.84%	52.82%
10K from En.	5.095%	17.13%
20K from scratch	26.24%	50.82%
20K from En.	4.629%	15.95%
50K from En.	4.327%	15.28%

evaluation sets - Crowd and Farfield - so we have eight curves. We can see that curves with random initialization are positioned much higher than initialised by the English model. It means that transfer learning always boosts our performance. WER of the models trained from scratch is big (more then 20%) because number of training steps is quite small. If we train longer then the gap to the English initialisation becomes smaller but still remains.

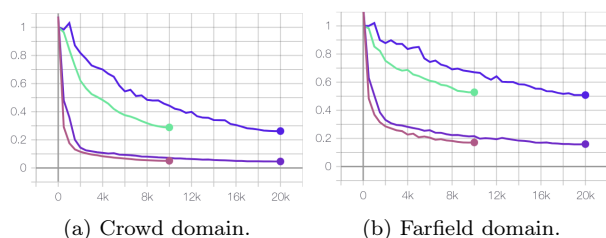


Figure 2: Greedy WER dependence on transfer learning. Green - 10K from scratch, Blue - 20K from scratch. Red - 10K from En., Violet - 20K from En.

Table 5 shows the final values of the greedy WER for our domains. There are three experiments with different training durations. 50 000 steps took about 8 days long, 20 000 steps took 2 days 21 hours, 10 000 steps took 1 day 19 hours. These WER scores were calculated using the greedy decoder. The best values are 4.327% and 15.28% on the Crowd and Farfield domain respectively. They were shown by the model which was trained for 50 000 steps.

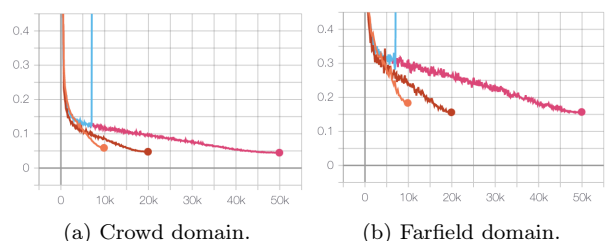


Figure 3: Greedy WER depends on the training duration with English initialisation. Orange - 10K, Red - 20K, Blue and Pink - 50K.

6. Language Model

The last experiment was to train an acoustic model using Golos and Common Voice [8] datasets together and eval-

Table 6: Influence of Common Crawl (CC) Language Model on WER % for Golos and Common Voice (CV) validation sets.

Decoder	Crowd	Farfield	CVdev	CVtest
Greedy	4.39%	14.95%	9.31%	11.28%
CC LM	4.71%	12.5%	6.34%	7.98%
Train LM	3.55%	12.38%	-	-
CC+train LM	3.32%	11.49%	6.4%	8.06%

uate it with beam-search decoder and language model. Common Voice contains dev, test and train sets which duration is about 100 hours. Figure 3 demonstrates how greedy WER is changing along the whole training process for three training setups (10000, 20000, 50000 steps) initialized by the pre-trained English model.

We create a language model using the Russian part of the Common Crawl dataset⁷ and KenLM Language Model Toolkit [14]. The Common Crawl is a repository of web crawl data that can be accessed and analyzed by anyone. KenLM toolkit allows us to create a very fast n-gram language model.

We have created three external 3-gram language models. The first one is using clean preprocessed texts from the Common Crawl dataset (CC LM). During preprocessing we had removed punctuation, space tokens and other extra symbols. The second one was built with the help of transcription of training set audios (train LM). The third model is a merge of these two 3-gram models with 50/50 percent weights (CC+train LM).

We use these created language models for an inference with beam-search decoder and following algorithm parameters: beam size=16, alpha=2, beta=1.5. Alpha is the amount of importance to place on the N-gram language model. Beta is a penalty term given to longer word sequences. Table 6 shows how the beam-search decoder with our three language models influences the resulting WER. The best WER values with the language model are 3.32% and 11.49%.

7. Conclusions

In this paper we reveal an open Russian language dataset. It is a large corpus suitable for speech research. It consists of audios obtained both from the crowd-sourcing platform and from the studio with far field settings. All 1240 hours of the audio are manually annotated.

Using our new corpus we have trained a QuartzNet acoustic model with CTC loss. The best performance of the acoustic-model was achieved with the help of transfer learning from a pre-trained model on English language.

Additionally, we built a 3-gram language model on the open Common Crawl dataset and merged it with the train set transcriptions. Using a beam-search algorithm, our resulting model achieves 3.3% and 11.5% WER values on Crowd and Farfield datasets respectively.

All the data and models are freely available for downloading at the Github repository⁸.

⁷<https://commoncrawl.org>

⁸<https://github.com/sberdevices/golos>

8. References

- [1] V. Pratap, Q. Xu, A. Sriram, G. Synnaeve, and R. Collobert, "Mls: A large-scale multilingual dataset for speech research," arXiv preprint arXiv:2012.03411, 2020.
- [2] N. Karpov and V. Savchenko, "Analysis of phonetic composition of speech signals using restructuring tree algorithm," *Control Systems and Information Technologies*, vol. 32, no. 2.2, pp. 297–303, 2008.
- [3] N. Karpov and I. Gubochkin, "Clustering of autoregressive models of speech signals using criterion of minimum of kullback-leibler divergence," *Information and Control Systems*, no. 5 (66), 2013.
- [4] O. Kuchaiev, J. Li, H. Nguyen, O. Hrinchuk, R. Leary, B. Ginsburg, S. Kriman, S. Beliaev, V. Lavrukhin, J. Cook et al., "Nemo: a toolkit for building ai applications using neural modules," arXiv preprint arXiv:1909.09577, 2019.
- [5] V. Panayotov, G. Chen, D. Povey, and S. Khudanpur, "Librispeech: an asr corpus based on public domain audio books," in *2015 IEEE international conference on acoustics, speech and signal processing (ICASSP)*. IEEE, 2015, pp. 5206–5210.
- [6] D. B. Paul and J. Baker, "The design for the wall street journal-based csr corpus," in *Speech and Natural Language: Proceedings of a Workshop Held at Harriman, New York, February 23-26, 1992*, 1992.
- [7] A. Veysov, "Toward's an imagenet moment for speech-to-text," *The Gradient*, 2020.
- [8] R. Ardila, M. Branson, K. Davis, M. Henretty, M. Kohler, J. Meyer, R. Morais, L. Saunders, F. M. Tyers, and G. Weber, "Common voice: A massively-multilingual speech corpus," arXiv preprint arXiv:1912.06670, 2019.
- [9] J. Kahn, M. Rivière, W. Zheng, E. Kharitonov, Q. Xu, P.-E. Mazaré, J. Karadayi, V. Liptchinsky, R. Collobert, C. Fuegen et al., "Libri-light: A benchmark for asr with limited or no supervision," in *ICASSP 2020-2020 IEEE International Conference on Acoustics, Speech and Signal Processing (ICASSP)*. IEEE, 2020, pp. 7669–7673.
- [10] S. Kriman, S. Beliaev, B. Ginsburg, J. Huang, O. Kuchaiev, V. Lavrukhin, R. Leary, J. Li, and Y. Zhang, "Quartznet: Deep automatic speech recognition with 1d time-channel separable convolutions," in *ICASSP 2020-2020 IEEE International Conference on Acoustics, Speech and Signal Processing (ICASSP)*. IEEE, 2020, pp. 6124–6128.
- [11] P. Micikevicius, S. Narang, J. Alben, G. Diamos, E. Elsen, D. Garcia, B. Ginsburg, M. Houston, O. Kuchaiev, G. Venkatesh et al., "Mixed precision training," arXiv preprint arXiv:1710.03740, 2017.
- [12] D. S. Park, W. Chan, Y. Zhang, C.-C. Chiu, B. Zoph, E. D. Cubuk, and Q. V. Le, "SpecAugment: A simple data augmentation method for automatic speech recognition," arXiv preprint arXiv:1904.08779, 2019.
- [13] B. Ginsburg, P. Castonguay, O. Hrinchuk, O. Kuchaiev, V. Lavrukhin, R. Leary, J. Li, H. Nguyen, Y. Zhang, and J. M. Cohen, "Stochastic gradient methods with layer-wise adaptive moments for training of deep networks," arXiv preprint arXiv:1905.11286, 2019.
- [14] K. Heafield, "KenLM: Faster and smaller language model queries," in *Proceedings of the Sixth Workshop on Statistical Machine Translation*. Edinburgh, Scotland: Association for Computational Linguistics, Jul. 2011, pp. 187–197. [Online]. Available: <https://www.aclweb.org/anthology/W11-2123>