

XCiT: Cross-Covariance Image Transformers

Alaaeldin El-Nouby^{1,2} Hugo Touvron^{1,3} Mathilde Caron^{1,2} Piotr Bojanowski¹
 Matthijs Douze¹ Armand Joulin¹ Ivan Laptev² Natalia Neverova¹
 Gabriel Synnaeve¹ Jakob Verbeek¹ Hervé Jégou¹

¹Facebook AI ²Inria ³Sorbonne University

Abstract

Following tremendous success in natural language processing, transformers have recently shown much promise for computer vision. The self-attention operation underlying transformers yields global interactions between all tokens, *i.e.* words or image patches, and enables flexible modelling of image data beyond the local interactions of convolutions. This flexibility, however, comes with a quadratic complexity in time and memory, hindering application to long sequences and high-resolution images. We propose a “transposed” version of self-attention that operates across feature channels rather than tokens, where the interactions are based on the cross-covariance matrix between keys and queries. The resulting cross-covariance attention (XCA) has linear complexity in the number of tokens, and allows efficient processing of high-resolution images. Our cross-covariance image transformer (XCiT) – built upon XCA – combines the accuracy of conventional transformers with the scalability of convolutional architectures. We validate the effectiveness and generality of XCiT by reporting excellent results on multiple vision benchmarks, including (self-supervised) image classification on ImageNet-1k, object detection and instance segmentation on COCO, and semantic segmentation on ADE20k.

1 Introduction

Transformers architectures [69] have provided quantitative and qualitative breakthroughs in speech and natural language processing (NLP). Recently, Dosovitskiy et al. [22] established transformers as a viable architecture for learning visual representations, reporting competitive results for image classification while relying on large-scale pre-training. Touvron et al. [65] have shown on par or better accuracy/throughput compared to strong convolutional baselines such as EfficientNets [58] when training transformers on ImageNet-1k using extensive data augmentation and improved training schemes. Promising results have been obtained for other vision tasks, including image retrieval [23], object detection and semantic segmentation [44, 71, 81, 83], as well as video understanding [2, 7, 24].

One major drawback of transformers is the time and memory complexity of the core self-attention operation, that increases quadratically with the number of input tokens, or similarly number of patches in computer vision. For $w \times h$ images, this translates to a complexity of $\mathcal{O}(w^2h^2)$, which is prohibitive for most tasks involving high-resolution images, such as object detection and segmentation. Various strategies have been proposed to alleviate this complexity, for instance using approximate forms of self-attention [44, 81], or pyramidal architectures which progressively downsample the feature maps [71]. However, none of the existing solutions are fully satisfactory, as they either trade complexity for accuracy, or their complexity remains excessive for processing very large images.

We replace the self-attention, as originally introduced by Vaswani et al. [69], with a “transposed” attention that we denote as “cross-covariance attention” (XCA). Cross-covariance attention substitutes the explicit full pairwise interaction between tokens by self-attention among features, where the attention map is derived from the cross-covariance matrix computed over the key and query projections of the token features. Importantly, XCA has a linear complexity in the number of patches. To construct our Cross-Covariance Image Transformers (XCiT), we combine XCA with local patch interaction modules that rely on efficient depth-wise convolutions and point-wise feedforward networks commonly used in transformers, see Figure 1. XCA can be regarded as a form of a dynamic 1×1 convolution, which multiplies all tokens with the same data-dependent weight matrix. We find that the performance of our XCA layer can be further improved by applying it on blocks of channels, rather than directly mixing all channels together. This “block-diagonal” shape of XCA further reduces the computational complexity with a factor linear in the number of blocks.

Code: <https://github.com/facebookresearch/xcit>

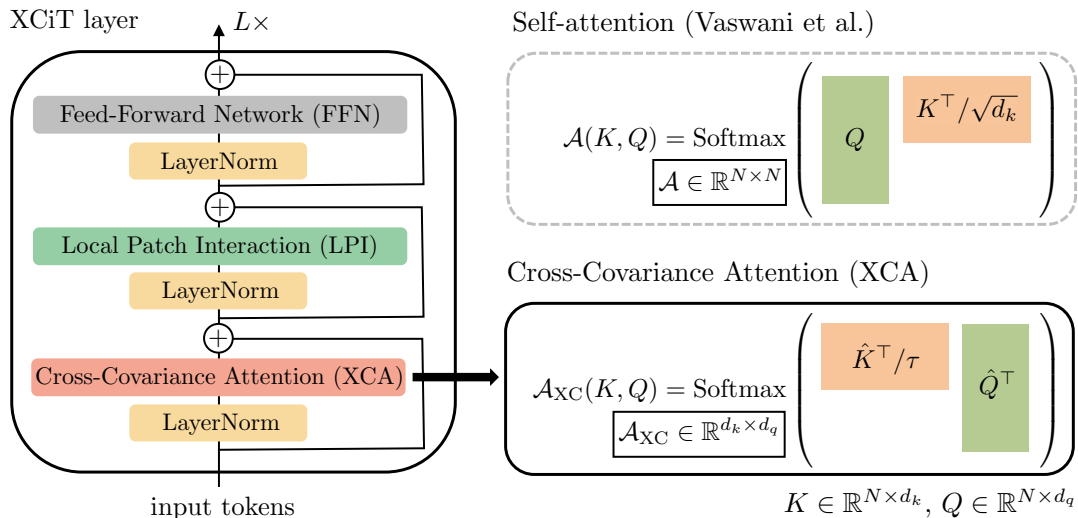


Figure 1: Our XCiT layer consists of three main blocks, each preceded by LayerNorm and followed by a residual connection: (i) the core cross-covariance attention (XCA) operation, (ii) the local patch interaction (LPI) module, and (iii) a feed-forward network (FFN). By transposing the query-key interaction, the computational complexity of XCA is linear in the number of data elements N , rather than quadratic as in conventional self-attention.

Given its linear complexity in the number of tokens, XCiT can efficiently process images with more than thousand pixels in each dimension. Notably, our experiments show that XCiT does not compromise the accuracy and achieves similar results to DeiT [65] and CaiT [68] in comparable settings. Moreover, for dense prediction tasks such as object detection and image segmentation, our models outperform popular ResNet [28] backbones as well as the recent transformer-based models [44, 71, 81]. Finally, we also successfully apply XCiT to the self-supervised feature learning using DINO [12], and demonstrate improved performance compared to a DeiT-based backbone [65].

Overall, we summarize our contributions as follows:

- We introduce cross-covariance attention (XCA), which provides a “transposed” alternative to conventional self-attention, attending over channels instead of tokens. Its complexity is linear in the number of tokens, allowing for efficient processing of high-resolution images, see Figure 2.
- XCA attends to a fixed number of channels, irrespective of the number of tokens. As a result, our models are significantly more robust to changes in image resolution at test time, and are therefore more amenable to process variable-size images.
- For image classification, we demonstrate that our models are on par with state-of-the-art vision transformers for multiple model sizes using a simple columnar architecture, *i.e.*, in which we keep the resolution constant across layers. In particular, our XCiT-L24 model achieves 86.0% top-1 accuracy on ImageNet, outperforming its CaiT-M24 [68] and NFNet-F2 [10] counterparts with comparable numbers of parameters.
- For dense prediction tasks with high-resolution images, our models outperform ResNet and multiple transformer-based backbones. On the COCO benchmark, we achieve a strong performance of 48.5% and 43.7% mAP for object detection and instance segmentation respectively. Moreover, we report 48.4% mIoU for semantic segmentation on the ADE20k benchmark, outperforming the state-of-the-art Swin Transformer [44] backbones across all comparable model sizes.
- Finally, our XCiT model is highly effective in self-supervised learning setups, achieving 80.9% top-1 accuracy on ImageNet-1k using DINO [12].

2 Related work

Deep vision transformers. Training deep vision transformers can be challenging due to instabilities and optimization issues. Touvron et al. [68] successfully train models with up to 48 layers using LayerScale, which weighs contributions of residual blocks across layers and improves optimization. Additionally, the authors introduce class attention layers which decouple the learning of patch features and the feature aggregation stage for classification.

Spatial structure in vision transformers. Yuan et al. [79] propose applying a soft split for patch projection with overlapping patches which is applied repeatedly across model layers, reducing the number of patches progressively. Han et al. [27] introduce a transformer module

for intra-patch structure, exploiting pixel-level information and integrating with an inter-patch transformer to attain higher representation power. d’Ascoli et al. [19] consider the initialization of self-attention blocks as a convolutional operator, and demonstrate that such initialization improves the performance of vision transformers in low-data regimes. Graham et al. [26] introduce LeViT, which adopts a multi-stage architecture with progressively reduced feature resolution similar to popular convolutional architectures, allowing for models with high inference speed while retaining a strong performance. Moreover, the authors adopt a convolution-based module for extracting patch descriptors. Yuan et al. [78] improve both the performance and the convergence speed of vision transformers by replacing the linear patch projection with convolutional layers and max-pooling, as well as modifying the feed-forward networks in each transformer layer to incorporate depth-wise convolutions.

Efficient attention. Numerous methods for efficient self-attention have been proposed in the literature to address the quadratic complexity of self-attention in the number of input tokens. These include restricting the span of the self-attention to local windows [48, 50], strided patterns [14], axial patterns [30], or an adaptive computation across layers [57]. Other methods provide an approximation of the self-attention matrix which can be achieved by a projection across the token dimension [70], or through a factorization of the softmax-attention kernel [15, 37, 56, 77], which avoids explicit computation of the attention matrix. While conceptually different, our XCA performs similar computations without being sensitive to the choice of the kernel. Similarly, Lee-Thorp et al. [41] achieve faster training by substituting self-attention with unparametrized Fourier Transform. Other efficient attention methods rely on local attention and adding a small number of global tokens, thus allowing interaction among all tokens only by hopping through the global tokens [1, 5, 34, 80].

Transformers for high-resolution images. Several works adopt visual transformers to high-resolution image tasks beyond image classification, such as object detection and image segmentation. Wang et al. [71] design a model with a pyramidal architecture and address complexity by gradually reducing the spatial resolution of keys and values. Similarly, for video recognition Fan et al. [24] utilize pooling to reduce the resolution across the spatial and temporal dimensions to allow for an efficient computation of the attention matrix. Zhang et al. [81] adopt global tokens and local attention to reduce the model complexity, while Liu et al. [44] provide an efficient method for local attention with shifted windows. In addition, Zheng et al. [83] and Ranftl et al. [54] study problems like semantic segmentation and monocular depth estimation with the quadratic self-attention operation.

Data-dependent layers. Our XCiT layer can be regarded as a “dynamic” 1×1 convolution, which multiplies all token features with the same data-dependent weight matrix, derived from the key and query cross-covariance matrix. In the context of convolutional networks, Dynamic Filter Networks [9] explore a related idea, using a filter generating subnetwork to produce convolutional filters based on features in previous layers. Squeeze-and-Excitation networks [32] use data dependent 1×1 convolutions in convolutional architectures. Spatially average-pooled features are fed to a 2-layer MLP which produces per channel scaling parameters. Closer in spirit to our work, Lambda layers propose a way to ensure global interaction in ResNet models [4]. Their “content-based lambda function” is computing a similar term as our cross-covariance attention, but differing in how the softmax and ℓ_2 normalizations are applied. Moreover, Lambda layers also include specific position-based lambda functions, and LambdaNetworks are based on ResNets while XCiT follows the ViT architecture. Recently *data-independent* analogues of self-attention have also been found to be an effective alternative to convolutional and self-attention layers for vision tasks [21, 46, 63, 67]. These methods treat entries in the attention map as learnable parameters, rather than deriving the attention map dynamically from queries and keys, but their complexity remains quadratic in the number of tokens. Zhao *et al.* [82] consider alternative attention forms in computer vision.

3 Method

In this section, we first recall the self-attention mechanism, and the connection between the Gram and covariance matrices, which motivated our work. We then propose our cross-covariance attention operation (XCA) – which operates along the feature dimension instead of token dimension in conventional transformers – and combine it with local patch interaction and feedforward layers to construct our Cross-Covariance Image Transformer (XCiT). See Figure 1 for an overview.

3.1 Background

Token self-attention. Self-attention, as introduced by Vaswani et al. [69], operates on an input matrix $X \in \mathbb{R}^{N \times d}$, where N is the number of tokens, each of dimensionality d . The input

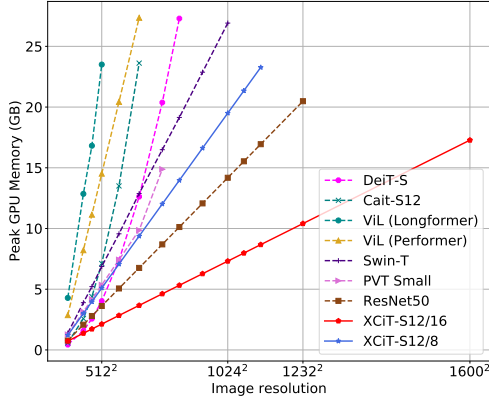


Figure 2: Inference memory usage of vision transformer variants. Our XCiT models scale linearly in the number of tokens, which makes it possible to scale to much larger image sizes, even in comparison to approaches employing approximate self-attention or a pyramidal design. All measurements are performed with a batch size of 64 on a single V100-32GB GPU.

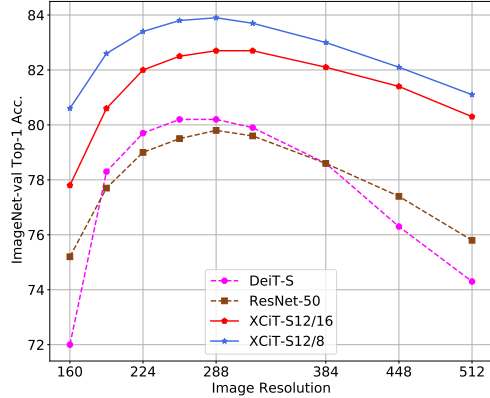


Figure 3: Performance when changing the resolution at test-time for models with a similar number of parameters. All networks were trained at resolution 224, w/o distillation. XCiT is more tolerant to changes of resolution than the Gram-based DeiT and benefit more from the “FixRes” effect [64] when inference is performed at a larger resolution than at train-time.

X is linearly projected to queries, keys and values, using the weight matrices $W_q \in \mathbb{R}^{d \times d_q}$, $W_k \in \mathbb{R}^{d \times d_k}$ and $W_v \in \mathbb{R}^{d \times d_v}$, such that $Q = XW_q$, $K = XW_k$ and $V = XW_v$, where $d_q = d_k$. Keys and values are used to compute an attention map $\mathcal{A}(K, Q) = \text{Softmax}(QK^\top / \sqrt{d_k})$, and the output of the self-attention operation is defined as the weighted sum of N token features in V with the weights corresponding to the attention map: $\text{Attention}(Q, K, V) = \mathcal{A}(K, Q)V$. The computational complexity of self-attention scales quadratically in N , due to pairwise interactions between all N elements.

Relationship between Gram and covariance matrices. To motivate our cross-covariance attention operation, we recall the relation between Gram and covariance matrices. The unnormalised $d \times d$ covariance matrix is obtained as $C = X^\top X$. The $N \times N$ Gram matrix contains all pairwise innerproducts: $G = XX^\top$. The non-zero part of the eigenspectrum of the Gram and covariance matrix are equivalent, and the eigenvectors of C and G can be computed in terms of each other. If V are the eigenvectors of G , then the eigenvectors of C are given by $U = XV$. To minimise the computational cost, the eigendecomposition of either the Gram or covariance matrix can be obtained in terms of the decomposition of the other, depending on which of the two matrices is the smallest.¹

We draw upon this strong connection between the Gram and covariance matrices to consider if it is possible to avoid the quadratic cost to compute the $N \times N$ attention matrix, which is computed from the analogue of the $N \times N$ Gram matrix $QK^\top = XW_qW_k^\top X^\top$. Below we consider how we can use the $d_k \times d_q$ cross-covariance matrix, $K^\top Q = W_k^\top X^\top XW_q$, which can be computed in linear time in the number of elements N , to define an attention mechanism.

3.2 Cross-covariance attention

We propose a cross-covariance based self-attention function that operates along the feature dimension, rather than along the token dimension as in token self-attention. Using the definitions of queries, keys and values from above, the cross-covariance attention function is defined as:

$$\text{XC-Attention}(Q, K, V) = V\mathcal{A}_{\text{XC}}(K, Q), \quad \mathcal{A}_{\text{XC}}(K, Q) = \text{Softmax}\left(\hat{K}^\top \hat{Q} / \tau\right), \quad (1)$$

where each output token embedding is a convex combination of the d_v features of its corresponding token embedding in V . The attention weights \mathcal{A} are computed based on the cross-covariance matrix.

ℓ_2 -Normalization and temperature scaling. In addition to building our attention operation on the cross-covariance matrix, we make a second modification compared to token self-attention. We restrict the magnitude of the query and key matrices by ℓ_2 -normalising them, such that each column of length N of the normalised matrices \hat{Q} and \hat{K} has unit norm, and every element in $d \times d$ cross-covariance matrix $\hat{K}^\top \hat{Q}$ is in the range $[-1, 1]$. We observed that controlling the norm strongly enhances the stability of training, especially when trained with a variable numbers of tokens. However, restricting the norm reduces the representational

¹For C to represent the covariance, X should be centered, i.e. $X\mathbf{1} = \mathbf{0}$. For the relation between C and G , however, centering is not required.

Table 1: **XCiT models.** Design choices include model depth, patch embeddings dimensionality d , and the number of heads h used in XCA. By default our models are trained and tested at resolution 224 with patch sizes of 16×16 . We also train with distillation using a convolutional teacher (denoted Υ) as proposed by Touvron et al. [65]. Finally, we report performance of our strongest models obtained with 8×8 patch size, fine-tuned (\uparrow) and tested at resolution 384×384 (column @384/8), using distillation with a teacher that was also fine-tuned @384.

Model	Depth	d	#heads	#params	GFLOPs		ImageNet-1k-val top-1 acc. (%)		
					@224/16	@384/8	@224/16	@224/16 Υ	@384/8 Υ \uparrow
XCiT-N12	12	128	4	3M	0.5	6.4	69.9	72.2	77.8
XCiT-T12	12	192	4	7M	1.2	14.3	77.1	78.6	82.4
XCiT-T24	24	192	4	12M	2.3	27.3	79.4	80.4	83.7
XCiT-S12	12	384	8	26M	4.8	55.6	82.0	83.3	85.1
XCiT-S24	24	384	8	48M	9.1	106.0	82.6	83.9	85.6
XCiT-M24	24	512	8	84M	16.2	188.0	82.7	84.3	85.8
XCiT-L24	24	768	16	189M	36.1	417.9	82.9	84.9	86.0

power of the operation by removing a degree of freedom. Therefore, we introduce a learnable temperature parameter τ which scales the inner products before the Softmax, allowing for sharper or more uniform distribution of attention weights.

Block-diagonal cross-covariance attention. Instead of allowing all features to interact among each other, we divide them into a h groups, or “heads”, in a similar fashion as multi-head token self-attention. We apply the cross-covariance attention separately per head where for each head, we learn separate weight matrices to project X to queries, keys and values, and collect the corresponding weight matrices in the tensors $W_q \in \mathbb{R}^{h \times d \times d_q}$, $W_k \in \mathbb{R}^{h \times d \times d_k}$ and $W_v \in \mathbb{R}^{h \times d \times d_v}$, where we set $d_k=d_q=d_v=d/h$. Restricting the attention within heads has two advantages: (i) the complexity of aggregating the values with the attention weights is reduced by a factor h ; (ii) more importantly, we empirically observe that the block-diagonal version is easier to optimize, and typically leads to improved results. This observation is in line with observations made for Group Normalization [73], which normalizes groups of channels separately based on their statistics, and achieves favorable results for computer vision tasks compared to Layer Normalization [3], which combines all channels in a single group. Figure 4 shows that each head learns to focus on semantically coherent parts of the image, while being flexible to change what type of features it attends to based on the image content.

Complexity analysis. The usual token self-attention with h heads has a time complexity of $\mathcal{O}(N^2d)$ and memory complexity of $\mathcal{O}(hN^2+Nd)$. Due to the quadratic complexity, it is problematic to scale token self-attention to images with a large number of tokens. Our cross-covariance attention overcomes this drawback as its computational cost of $\mathcal{O}(Nd^2/h)$ scales linearly with the number of tokens, as does the memory complexity of $\mathcal{O}(d^2/h+Nd)$. Therefore, our model scales much better to cases where the number of tokens N is large, and the feature dimension d is relatively small, as is typically the case, in particularly when splitting the features into h heads.

3.3 Cross-covariance image transformers

To construct our cross-covariance image transformers (XCiT), we adopt a columnar architecture which maintains the same spatial resolution across layers, similarly to [22, 65, 68]. We combine our cross-covariance attention (XCA) block with the following additional modules, each one being preceded by a LayerNorm [3]. See Figure 1 for an overview. Since in this section we specifically design the model for computer vision tasks, tokens correspond to image patches in this context.

Local patch interaction. In the XCA block communication between patches is only implicit through the shared statistics. To enable explicit communication across patches we add a simple Local Patch Interaction (LPI) block after each XCA block. LPI consists of two depth-wise 3×3 convolutional layers with Batch Normalization and GELU non-linearity in between. Due to its depth-wise structure, the LPI block has a negligible overhead in terms of parameters, as well as a very limited overhead in terms of throughput and memory usage during inference.

Feed-forward network. As is common in transformer models, we add a point-wise feedforward network (FFN), which has a single hidden layer with $4d$ hidden units. While interaction between features is confined within groups in the XCA block, and no feature interaction takes place in the LPI block, the FFN allows for interaction across all features.

Global aggregation with class attention. When training our models for image classification, we utilize the class attention layers as proposed by Touvron et al. [68]. These layers aggregate the patch embeddings of the last XCiT layer through writing to a CLS token by one-way attention between the CLS tokens and the patch embeddings. The class attention is also applied per head, *i.e.* feature group.

Table 2: **ImageNet classification.** Number of parameters, FLOPs, image resolution, and top-1 accuracy on ImageNet-1k and ImageNet-V2. Training strategies vary across models, transformer-based models and the reported RegNet mostly follow recipes from DeiT [65].

Model	#params	FLOPs	Res.	ImNet	V2
EfficientNet-B5 RA [18]	30M	9.9B	456	83.7	—
RegNetY-4GF [53]	21M	4.0B	224	80.0	72.4
DeiT-SY [65]	22M	4.6B	224	81.2	68.5
Swin-T [44]	29M	4.5B	224	81.3	—
CaiT-XS24Y \uparrow [68]	26M	19.3B	384	84.1	74.1
XCiT-S12/16Y	26M	4.8B	224	83.3	72.5
XCiT-S12/16Y \uparrow	26M	14.3B	384	84.7	74.1
XCiT-S12/8Y \uparrow	26M	55.6B	384	85.1	74.8
EfficientNet-B7 RA [18]	66M	37.0B	600	84.7	—
NFNet-F0 [10]	72M	12.4B	256	83.6	72.6
RegNetY-8GF [53]	39M	8.0B	224	81.7	72.4
TNT-B [79]	66M	14.1B	224	82.8	—
Swin-S [44]	50M	8.7B	224	83.0	—
CaiT-S24Y \uparrow [68]	47M	32.2B	384	85.1	75.4
XCiT-S24/16Y	48M	9.1B	224	83.9	73.3
XCiT-S24/16Y \uparrow	48M	26.9B	384	85.1	74.6
XCiT-S24/8Y \uparrow	48M	105.9B	384	85.6	75.7
Fix-EfficientNet-B8 [66]	87M	89.5B	800	85.7	75.9
RegNetY-16GF [53]	84M	16.0B	224	82.9	72.4
Swin-B \uparrow [44]	88M	47.0B	384	84.2	—
DeiT-BY \uparrow [65]	87M	55.5B	384	85.2	75.2
CaiT-S48Y \uparrow [68]	89M	63.8B	384	85.3	76.2
XCiT-M24/16Y	84M	16.2B	224	84.3	73.6
XCiT-M24/16Y \uparrow	84M	47.7B	384	85.4	75.1
XCiT-M24/8Y \uparrow	84M	187.9B	384	85.8	76.1
NFNet-F2 [10]	194M	62.6B	352	85.1	74.3
NFNet-F3 [10]	255M	114.8B	416	85.7	75.2
CaiT-M24Y \uparrow [68]	186M	116.1B	384	85.8	76.1
XCiT-L24/16Y	189M	36.1B	224	84.9	74.6
XCiT-L24/16Y \uparrow	189M	106.0B	384	85.8	75.8
XCiT-L24/8Y \uparrow	189M	417.8B	384	86.0	76.6




Figure 4: Visualization of the attention map between the CLS token and individual patches in the class-attention stage. For each column, each row represents the attention map w.r.t. one head, corresponding to the image in the first row. Each head seems salient to semantically coherent regions. Heads are sensitive to similar features within the same or across images (e.g. people or bird faces). They trigger on different concepts when such features are missing (e.g., cockpit for race cars).

Handling images of varying resolution. In contrast to the attention map involved in token self-attention, in our case the covariance blocks are of fixed size independent of the input image resolution. The softmax always operates over the same number of elements, which may explain why our models behave better when dealing with images of varying resolutions (see Figure 3). In XCiT we include additive sinusoidal positional encoding [69] with the input tokens. We generate them in 64 dimensions from the 2d patch coordinates and then linearly project to the transformer working dimension d . This choice is orthogonal to the use of learned positional encoding, as in ViT [22]. However, it is more flexible since there is no need to interpolate or fine-tune the network when changing the image size.

Model configurations. In Table 1 we list different variants of our model which we use in our experiments, with different choices for model width and depth. For the patch encoding layer, unless mentioned otherwise, we adopt the alternative used by Graham et al. [26] with convolutional patch projection layers. We also experimented with a linear patch projection as described in [22], see our ablation in Table 4. Our default patch size is 16×16 , as in other vision transformer models including ViT [22], DeiT [65] and CaiT [68]. We also experiment with smaller 8×8 patches, which has been observed to improve performance [12]. Note that this is efficient with XCiT as its complexity scales linearly which the number of patches, while ViT, DeiT and CaiT scale quadratically.

4 Experimental evaluation

In this section we demonstrate the effectiveness and versatility of XCiT on multiple computer vision benchmarks, and present ablations providing insight on the importance of its different components. In the supplementary material we provide additional analysis, including the impact on performance of image resolution in Section A.1 and of multiple approximate attention baselines in Section A.2.

4.1 Image classification

We use ImageNet-1k [20] to train and evaluate our models for image classification. It consists of 1.28M training images and 50k validation images, labeled across 1,000 semantic categories. Our training setup follows the DeiT recipe [65]. We train our model for 400 epochs with the AdamW optimizer [45] using a cosine learning rate decay. In order to enhance the training of larger models, we utilize LayerScale [68] and adjust the stochastic depth [33] for each of our

Table 3: **Self-supervised learning.** Top-1 acc. on ImageNet-1k. We report with a crop-ratio 0.875 for consistency with DINO. For the last row it is set to 1.0 (improves from 80.7% to 80.9%). All models are trained for 300 epochs.

SSL Method	Model	#params	FLOPs	Linear	k -NN
MoBY [76]	Swin-T [44]	29M	4.5B	75.0	–
DINO [12]	ResNet-50 [28]	23M	4.1B	74.5	65.6
DINO [12]	ViT-S/16 [22]	22M	4.6B	76.1	72.8
DINO [12]	ViT-S/8 [22]	22M	22.4B	79.2	77.2
DINO [12]	XCiT-S12/16	26M	4.9B	77.8	76.0
DINO [12]	XCiT-S12/8	26M	18.9B	79.2	77.1
DINO [12]	ViT-B/16 [22]	87M	17.5B	78.2	76.1
DINO [12]	ViT-B/8 [22]	87M	78.2B	80.1	77.4
DINO [12]	XCiT-M24/16	84M	16.2B	78.8	76.4
DINO [12]	XCiT-M24/8	84M	64.0B	80.3	77.9
DINO [12]	XCiT-M24/8 \uparrow 384	84M	188.0B	80.9	–

Table 4: **Ablations** of various architectural design choices on the task of ImageNet-1k classification using the XCiT-S12 model. Our baseline model uses the convolutional projection adopted from LeViT.

Model	Ablation	ImNet top-1 acc.
XCiT-S12/16	Baseline	82.0
XCiT-S12/8		83.4
XCiT-S12/16	Linear patch proj.	81.1
XCiT-S12/8		83.1
XCiT-S12/16	w/o LPI layer	80.8
	w/o XCA layer	75.9
XCiT-S12/16	w/o ℓ_2 -normal.	failed
	w/o learned temp. τ	81.8

models accordingly (see the supplementary material for details). Following [68], images are cropped with crop ratio of 1.0 for evaluation. In addition to the ImageNet-1k validation set, we report results for ImageNet-V2 [55] which has a distinct test set. Our implementation is based on the Timm library [72].

Results on ImageNet. We present a family of seven models in Table 1 with different operating points in terms of parameters and FLOPs. We observe that the performance of the XCiT models benefits from increased capacity both in depth and width. Additionally, consistent with [65, 68] we find that using hard distillation with a convolutional teacher improves the performance. Because of its linear complexity in the number of tokens, it is feasible to train XCiT at 384×384 resolution with small 8×8 patches, *i.e.* 2304 tokens, which provides a strong boost in performance across all configurations.

We compare to the state-of-the-art convolutional and transformer-based architectures [10, 44, 53, 58, 68] in Table 2. By varying the input image resolution and/or patch size, our models provide competitive or superior performance across model sizes and FLOP budgets. First, the models operating on 224×224 and 16×16 (*e.g.* XCiT-S12/16) enjoy high accuracy at relatively few FLOPs compared to their counterparts with comparable parameter count and FLOPs. Second, our models with 16×16 and 384×384 resolution images (*e.g.* XCiT-S12/16 \uparrow) yield an improved accuracy at the expense of higher FLOPs, and provide superior or on-par performance compared to state-of-the-art models with comparable computational requirements. Finally, XCiT linear complexity allows us to scale to process 384×384 images with 8×8 patch sizes (*e.g.* XCiT-S12/8 \uparrow), achieving the highest accuracy across the board, albeit at a relatively high FLOPs count.

Class attention visualization. In Figure 4 we show the class attention map obtained in the feature aggregation stage. Each head focuses on different semantically coherent regions in the image (*e.g.* faces or umbrellas). Furthermore, heads tend to focus on similar patterns across images (*e.g.* bird head or human face), but adapts by focusing on other salient regions when such patterns are absent.

Robustness to resolution changes. In Figure 3 we report the accuracy of XCiT-S12, DeiT-S and ResNet-50 trained on 224×224 images and evaluated at different image resolutions. While DeiT outperforms ResNet-50 when train and test resolutions are similar, it suffers from a larger drop in performance as the image resolution deviates farther from the training resolution. XCiT displays a substantially increased accuracy when train and test resolutions are similar, while also being robust to resolution changes, in particular for the model with 8×8 patches.

Self-supervised learning. We train XCiT in a self-supervised manner using DINO [12] on ImageNet-1k. In Table 3 we report performance using the linear and k -NN protocols as in [12]. Across model sizes XCiT obtains excellent accuracy with both protocols, substantially improving DINO with ResNet-50 or ViT architectures, as well as over those reported for Swin-Transformer trained with MoBY [76]. Comparing the larger models to ViT, we also observed improved performance for XCiT achieving a strong 80.3% accuracy. For fair comparison, all reported models have been trained for 300 epochs. Further improved performance of small models is reported by Caron et al. [12] when training for 800 epochs, which we expect to carryover to XCiT based on the results presented here.

Analysis and ablations. In Table 4 we provide ablation experiments to analyse the impact of different design choices for our XCiT-S12 model. First, we observe the positive effect of using the convolutional patch projection as compared to using linear patch projection, for both 8×8 and 16×16 patches. Second, while removing the LPI layer reduces the accuracy by only 1.2% (from 82.0 to 80.8), removing the XCA layer results in a large drop of 6.1%, underlining the effectiveness of XCA. We noticed that the inclusion of two convolutional components – convolutional patch projection and LPI – not only brings improvements in accuracy, but also accelerates training. Third, although we were able to ensure proper convergence without

Table 5: **COCO object detection and instance segmentation** performance on the mini-val set. All backbones are pre-trained on ImageNet-1k, use Mask R-CNN model [29] and are trained with the same 3x schedule.

Backbone	#params	AP ^b	AP ^b ₅₀	AP ^b ₇₅	AP ^m	AP ^m ₅₀	AP ^m ₇₅
ResNet18 [28]	31.2M	36.9	57.1	40.0	33.6	53.9	35.7
PVT-Tiny [71]	32.9M	39.8	62.2	43.0	37.4	59.3	39.9
ViL-Tiny [81]	26.9M	41.2	64.0	44.7	37.9	59.8	40.6
XCiT-T12/16	26.1M	42.7	64.3	46.4	38.5	61.2	41.1
XCiT-T12/8	25.8M	44.5	66.4	48.8	40.3	63.5	43.2
ResNet50 [28]	44.2M	41.0	61.7	44.9	37.1	58.4	40.1
PVT-Small [71]	44.1M	43.0	65.3	46.9	39.9	62.5	42.8
ViL-Small [81]	45.0M	43.4	64.9	47.0	39.6	62.1	42.4
Swin-T [44]	47.8M	46.0	68.1	50.3	41.6	65.1	44.9
XCiT-S12/16	44.3M	45.3	67.0	49.5	40.8	64.0	43.8
XCiT-S12/8	43.1M	47.0	68.9	51.7	42.3	66.0	45.4
ResNet101 [28]	63.2M	42.8	63.2	47.1	38.5	60.1	41.3
ResNeXt101-32	62.8M	44.0	64.4	48.0	39.2	61.4	41.9
PVT-Medium [71]	63.9M	44.2	66.0	48.2	40.5	63.1	43.5
ViL-Medium [81]	60.1M	44.6	66.3	48.5	40.7	63.8	43.7
Swin-S [44]	69.1M	48.5	70.2	53.5	43.3	67.3	46.6
XCiT-S24/16	65.8M	46.5	68.0	50.9	41.8	65.2	45.0
XCiT-S24/8	64.5M	48.1	69.5	53.0	43.0	66.5	46.1
ResNeXt101-64 [75]	101.9M	44.4	64.9	48.8	39.7	61.9	42.6
PVT-Large [71]	81.0M	44.5	66.0	48.3	40.7	63.4	43.7
ViL-Large [81]	76.1M	45.7	67.2	49.9	41.3	64.4	44.5
XCiT-M24/16	101.1M	46.7	68.2	51.1	42.0	65.6	44.9
XCiT-M24/8	98.9M	48.5	70.3	53.4	43.7	67.5	46.9

Table 6: **ADE20k semantic segmentation** performance using Semantic FPN [38] and UperNet [74] (in comparable settings). We do not include comparisons with other state-of-the-art models that are pre-trained on larger datasets [44, 54, 83].

Backbone	Semantic FPN		UperNet	
	#params	mIoU	#params	mIoU
ResNet18 [28]	15.5M	32.9	-	-
PVT-Tiny [71]	17.0M	35.7M	-	-
XCiT-T12/16	8.4M	38.1	33.7M	41.5
XCiT-T12/8	8.4M	39.9	33.7	43.5
ResNet50 [28]	28.5M	36.7	66.5M	42.0
PVT-Small [71]	28.2M	39.8	-	-
Swin-T [44]	-	-	59.9M	44.5
XCiT-S12/16	30.4M	43.9	52.4M	45.9
XCiT-S12/8	30.4M	44.2	52.3M	46.6
ResNet101 [28]	47.5M	38.8	85.5M	43.8
ResNeXt101-32 [75]	47.1M	39.7	-	-
PVT-Medium [71]	48.0M	41.6	-	-
Swin-S [44]	-	-	81.0M	47.6
XCiT-S24/16	51.8M	44.6	73.8M	46.9
XCiT-S24/8	51.8M	47.1	73.8M	48.1
ResNeXt101-64 [75]	86.4M	40.2	-	-
PVT-Large [71]	65.1M	42.1	-	-
Swin-B [44]	-	-	121.0M	48.1
XCiT-M24/16	90.8M	45.9	109.0M	47.6
XCiT-M24/8	90.8M	46.9	108.9M	48.4

ℓ_2 -normalization of queries and keys by tweaking the hyper-parameters, we found that it provides stability across model size (depth and width) and other hyper-parameters. Finally, while the learnable softmax temperature parameter is not critical, removing it drops accuracy by 0.2%. Additional ablations are provided in the supplementary material.

4.2 Object detection and instance segmentation

Our XCiT models can efficiently process high-resolution images (see Figure 2). Additionally, XCiT has a better adaptability to varying image resolutions compared to ViT models (see Figure 3). These two properties make XCiT a good fit for dense prediction tasks including detection and segmentation.

We evaluate XCiT for object detection and instance segmentation using the COCO benchmark [42] which consists of 118k training and 5k validation images including bounding boxes and mask labels for 80 categories. We integrate XCiT as backbone in the Mask R-CNN [29] detector with FPN [43]. Since the XCiT architecture is inherently columnar, we make it FPN-compatible by extracting features from different layers (*e.g.*, [4, 6, 8, 12] for XCiT-S12). All features have a constant stride of 8 or 16 based on the patch size, and the feature resolutions are adjusted to have strides of [4, 8, 16, 32], similar to ResNet-FPN backbones, where the downsampling is achieved by max pooling and the upsampling is obtained using a single transposed convolution layer (see suppl. mat. for details). The model is trained for 36 epochs (3x schedule) using the AdamW optimizer with learning rate of 10^{-4} , 0.05 weight decay and 16 batch size. We adopt the multiscale training and augmentation strategy of DETR [11]. Our implementation is based on the mmdetection library [13].

Results on COCO. In Table 5 we report object detection and instance segmentation results of four variants of XCiT using 16×16 and 8×8 patches. We compare to ResNets [28] and concurrent efficient vision transformers [44, 71, 81]. All models are trained using the 3x schedule after ImageNet-1k pre-training. Note that other results with higher absolute numbers have been achieved when pre-training on larger datasets [44] or with longer schedules [4], and are therefore not directly comparable to the reported results. First, across all model sizes XCiT outperforms the convolutional ResNet [28] and ResNeXt [75] by a large margin with either patch size. Second, we observe a similar increase in accuracy compared to PVT [71] and ViL [81] backbones. Finally, XCiT provides a competitive performance with Swin [44]². For relatively small models, XCiT-S12/8 outperforms its Swin-T counterpart with a decent margin. On the other hand, Swin-S provides slightly stronger results compared to XCiT-S24/8. Utilizing smaller 8×8 patches leads to a consistent gain across all models.

4.3 Semantic segmentation

We further show transferability of our models with semantic segmentation experiments on the ADE20k dataset [84], which consists of 20k training and 5k validation images with labels over 150 semantic categories. We integrate our backbones in two segmentation methods:

²We use report the results provided by the authors in their open-sourced code <https://github.com/SwinTransformer/Swin-Transformer-Object-Detection>

Semantic FPN [38] and UperNet [74]. We train for 80k and 160k iterations for Semantic FPN and UperNet respectively. Following [44], the models are trained using batch size 16 and an AdamW optimizer with learning rate of 6×10^{-5} and 0.01 weight decay. We apply the same method of extracting FPN features as explained in Section 4.2. We report the performance using the standard single scale protocol (without multi-scale and flipping). Our implementation is based on the mmsegmentation library [17].

Results on ADE20k. We present the semantic segmentation performance using XCiT backbones in Table 6. First, for Semantic FPN [38], XCiT provides a superior performance compared to ResNet, ResNeXt and PVT backbones using either option of patch size. Second, compared to Swin Transformers using the same UperNet decoder [74], XCiT with 8×8 patches consistently achieves a higher mIoU for different models. XCiT with 16×16 patches provides a strong performance especially for smaller models where XCiT-S12/16 outperforms Swin-T.

5 Conclusion

Contributions. We present an alternative to token self-attention which operates on the feature dimension, eliminating the need for expensive computation of quadratic attention maps. We build our XCiT models with the cross-covariance attention as its core component and demonstrate the effectiveness and generality of our models on various computer vision tasks. In particular, it exhibits a strong image classification performance on par with state-of-the-art transformer models while similarly robust to changing image resolutions as convnets. XCiT is effective as a backbone for dense prediction tasks, providing excellent performance on object detection, instance and semantic segmentation. Finally, we showed that XCiT can be a strong backbone for self-supervised learning, matching the state-of-the-art results with less compute. XCiT is a generic architecture that can readily be deployed in other research domains where self-attention has shown success.

References

- [1] Joshua Ainslie, Santiago Ontanon, Chris Alberti, Vaclav Cvicek, Zachary Fisher, Philip Pham, Anirudh Ravula, Sumit Sanghai, Qifan Wang, and Li Yang. Etc: Encoding long and structured inputs in transformers. In *Conference on Empirical Methods in Natural Language Processing*, 2020.
- [2] Anurag Arnab, Mostafa Dehghani, Georg Heigold, Chen Sun, Mario Lučić, and Cordelia Schmid. Vivit: A video vision transformer. *arXiv preprint arXiv:2103.15691*, 2021.
- [3] Jimmy Lei Ba, Jamie Ryan Kiros, and Geoffrey E Hinton. Layer normalization. *arXiv preprint arXiv:1607.06450*, 2016.
- [4] Irwan Bello. LambdaNetworks: Modeling long-range interactions without attention. *arXiv preprint arXiv:2102.08602*, 2021.
- [5] Iz Beltagy, Matthew E Peters, and Arman Cohan. Longformer: The long-document transformer. *arXiv preprint arXiv:2004.05150*, 2020.
- [6] Maxim Berman, Hervé Jégou, Andrea Vedaldi, Iasonas Kokkinos, and Matthijs Douze. MultiGrain: a unified image embedding for classes and instances. *arXiv preprint arXiv:1902.05509*, 2019.
- [7] Gedas Bertasius, Heng Wang, and Lorenzo Torresani. Is space-time attention all you need for video understanding? *arXiv preprint arXiv:2102.05095*, 2021.
- [8] Y-Lan Boureau, Jean Ponce, and Yann LeCun. A theoretical analysis of feature pooling in visual recognition. In *International Conference on Machine Learning*, 2010.
- [9] B. De Brabandere, X. Jia, T. Tuytelaars, and L. Van Gool. Dynamic filter networks. In *Advances in Neural Information Processing Systems*, 2016.
- [10] Andrew Brock, Soham De, Samuel L Smith, and Karen Simonyan. High-performance large-scale image recognition without normalization. *arXiv preprint arXiv:2102.06171*, 2021.
- [11] Nicolas Carion, Francisco Massa, Gabriel Synnaeve, Nicolas Usunier, Alexander Kirillov, and Sergey Zagoruyko. End-to-end object detection with transformers. In *European Conference on Computer Vision*, 2020.
- [12] Mathilde Caron, Hugo Touvron, Ishan Misra, Hervé Jégou, Julien Mairal, Piotr Bojanowski, and Armand Joulin. Emerging properties in self-supervised vision transformers. *arXiv preprint arXiv:2104.14294*, 2021.
- [13] Kai Chen, Jiaqi Wang, Jiangmiao Pang, Yuhang Cao, Yu Xiong, Xiaoxiao Li, Shuyang Sun, Wansen Feng, Ziwei Liu, Jiarui Xu, Zheng Zhang, Dazhi Cheng, Chenchen Zhu, Tianheng Cheng, Qijie Zhao, Buyu Li, Xin Lu, Rui Zhu, Yue Wu, Jifeng Dai, Jingdong Wang, Jianping Shi, Wanli Ouyang, Chen Change Loy, and Dahua Lin. MMDetection: Open mmlab detection toolbox and benchmark. *arXiv preprint arXiv:1906.07155*, 2019.

- [14] Rewon Child, Scott Gray, Alec Radford, and Ilya Sutskever. Generating long sequences with sparse transformers. *arXiv preprint arXiv:1904.10509*, 2019.
- [15] Krzysztof Choromanski, Valerii Likhoshesterov, David Dohan, Xingyou Song, Andreea Gane, Tamas Sarlos, Peter Hawkins, Jared Davis, Afroz Mohiuddin, Lukasz Kaiser, et al. Rethinking attention with performers. *arXiv preprint arXiv:2009.14794*, 2020.
- [16] Ondrej Chum, James Philbin, Josef Sivic, Michael Isard, and Andrew Zisserman. Total recall: Automatic query expansion with a generative feature model for object retrieval. In *International Conference on Computer Vision*, 2007.
- [17] MMSegmentation Contributors. MMSegmentation: Openmmlab semantic segmentation toolbox and benchmark. <https://github.com/open-mmlab/mms Segmentation>, 2020.
- [18] Ekin D Cubuk, Barret Zoph, Jonathon Shlens, and Quoc V Le. Randaugment: Practical automated data augmentation with a reduced search space. In *Proceedings of the IEEE/CVF Conference on Computer Vision and Pattern Recognition Workshops*, 2020.
- [19] Stéphane d’Ascoli, Hugo Touvron, Matthew Leavitt, Ari Morcos, Giulio Biroli, and Levent Sagun. Convit: Improving vision transformers with soft convolutional inductive biases. *arXiv preprint arXiv:2103.10697*, 2021.
- [20] Jia Deng, Wei Dong, Richard Socher, Li-Jia Li, Kai Li, and Li Fei-Fei. Imagenet: A large-scale hierarchical image database. In *Computer Vision and Pattern Recognition*, 2009.
- [21] Xiaohan Ding, Xiangyu Zhang, Jungong Han, and Guiguang Ding. RepMLP: Re-parameterizing convolutions into fully-connected layers for image recognition. *arXiv preprint arXiv:2105.01883*, 2021.
- [22] Alexey Dosovitskiy, Lucas Beyer, Alexander Kolesnikov, Dirk Weissenborn, Xiaohua Zhai, Thomas Unterthiner, Mostafa Dehghani, Matthias Minderer, Georg Heigold, Sylvain Gelly, et al. An image is worth 16x16 words: Transformers for image recognition at scale. In *International Conference on Learning Representations*, 2021.
- [23] Alaaeldin El-Nouby, Natalia Neverova, Ivan Laptev, and Hervé Jégou. Training vision transformers for image retrieval. *arXiv preprint arXiv:2102.05644*, 2021.
- [24] Haoqi Fan, Bo Xiong, Karttikeya Mangalam, Yanghao Li, Zhicheng Yan, Jitendra Malik, and Christoph Feichtenhofer. Multiscale vision transformers. *arXiv preprint arXiv:2104.11227*, 2021.
- [25] Albert Gordo, Jon Almazán, Jérôme Revaud, and Diane Larlus. End-to-end learning of deep visual representations for image retrieval. *International journal of Computer Vision*, 124, 2017.
- [26] Ben Graham, Alaaeldin El-Nouby, Hugo Touvron, Pierre Stock, Armand Joulin, Hervé Jégou, and Matthijs Douze. Levit: a vision transformer in convnet’s clothing for faster inference. *arXiv preprint arXiv:2104.01136*, 2021.
- [27] Kai Han, An Xiao, Enhua Wu, Jianyuan Guo, Chunjing Xu, and Yunhe Wang. Transformer in transformer. *arXiv preprint arXiv:2103.00112*, 2021.
- [28] Kaiming He, Xiangyu Zhang, Shaoqing Ren, and Jian Sun. Deep residual learning for image recognition. In *Computer Vision and Pattern Recognition*, 2016.
- [29] Kaiming He, Georgia Gkioxari, Piotr Dollár, and Ross Girshick. Mask r-cnn. In *International Conference on Computer Vision*, 2017.
- [30] Jonathan Ho, Nal Kalchbrenner, Dirk Weissenborn, and Tim Salimans. Axial attention in multidimensional transformers. *arXiv preprint arXiv:1912.12180*, 2019.
- [31] Grant Van Horn, Oisin Mac Aodha, Yang Song, Alexander Shepard, Hartwig Adam, Pietro Perona, and Serge J. Belongie. The iNaturalist species classification and detection dataset. *arXiv preprint arXiv:1707.06642*, 2017.
- [32] Jie Hu, Li Shen, and Gang Sun. Squeeze-and-excitation networks. In *Computer Vision and Pattern Recognition*, 2018.
- [33] Gao Huang, Yu Sun, Zhuang Liu, Daniel Sedra, and Kilian Q Weinberger. Deep networks with stochastic depth. In *European Conference on Computer Vision*, 2016.
- [34] Andrew Jaegle, Felix Gimeno, Andrew Brock, Andrew Zisserman, Oriol Vinyals, and Joao Carreira. Perceiver: General perception with iterative attention. *arXiv preprint arXiv:2103.03206*, 2021.
- [35] Hervé Jégou, Matthijs Douze, and Cordelia Schmid. Hamming embedding and weak geometric consistency for large scale image search. In *European Conference on Computer Vision*, 2008.
- [36] Hervé Jégou, Florent Perronnin, Matthijs Douze, Jorge Sánchez, Patrick Perez, and Cordelia Schmid. Aggregating local image descriptors into compact codes. *IEEE Transactions on Pattern Analysis and Machine Intelligence*, 34(9), 2012.

- [37] Angelos Katharopoulos, Apoorv Vyas, Nikolaos Pappas, and François Fleuret. Transformers are RNNs: Fast autoregressive transformers with linear attention. In *International Conference on Machine Learning*, 2020.
- [38] Alexander Kirillov, Ross Girshick, Kaiming He, and Piotr Dollár. Panoptic feature pyramid networks. In *Computer Vision and Pattern Recognition*, 2019.
- [39] Jonathan Krause, Michael Stark, Jia Deng, and Li Fei-Fei. 3d object representations for fine-grained categorization. In *4th International IEEE Workshop on 3D Representation and Recognition (3dRR-13)*, 2013.
- [40] Alex Krizhevsky. Learning multiple layers of features from tiny images. Technical report, CIFAR, 2009.
- [41] James Lee-Thorp, Joshua Ainslie, Ilya Eckstein, and Santiago Ontanon. Fnet: Mixing tokens with fourier transforms. *arXiv preprint arXiv:2105.03824*, 2021.
- [42] Tsung-Yi Lin, Michael Maire, Serge Belongie, James Hays, Pietro Perona, Deva Ramanan, Piotr Dollár, and C Lawrence Zitnick. Microsoft coco: Common objects in context. In *European Conference on Computer Vision*, 2014.
- [43] Tsung-Yi Lin, Piotr Dollár, Ross Girshick, Kaiming He, Bharath Hariharan, and Serge Belongie. Feature pyramid networks for object detection. In *Computer Vision and Pattern Recognition*, 2017.
- [44] Ze Liu, Yutong Lin, Yue Cao, Han Hu, Yixuan Wei, Zheng Zhang, Stephen Lin, and Baining Guo. Swin transformer: Hierarchical vision transformer using shifted windows. *arXiv preprint arXiv:2103.14030*, 2021.
- [45] Ilya Loshchilov and Frank Hutter. Decoupled weight decay regularization. *arXiv preprint arXiv:1711.05101*, 2017.
- [46] Luke Melas-Kyriazi. Do you even need attention? a stack of feed-forward layers does surprisingly well on imagenet. *arXiv preprint arXiv:2105.02723*, 2021.
- [47] M-E. Nilsback and A. Zisserman. Automated flower classification over a large number of classes. In *Proceedings of the Indian Conference on Computer Vision, Graphics and Image Processing*, 2008.
- [48] Niki Parmar, Ashish Vaswani, Jakob Uszkoreit, Lukasz Kaiser, Noam Shazeer, Alexander Ku, and Dustin Tran. Image transformer. In *International Conference on Machine Learning*, 2018.
- [49] J. Philbin, O. Chum, M. Isard, J. Sivic, and A. Zisserman. Object retrieval with large vocabularies and fast spatial matching. In *Computer Vision and Pattern Recognition*, 2007.
- [50] Jiezhong Qiu, Hao Ma, Omer Levy, Scott Wen-tau Yih, Sinong Wang, and Jie Tang. Blockwise self-attention for long document understanding. *arXiv preprint arXiv:1911.02972*, 2019.
- [51] Filip Radenović, Ahmet Iscen, Giorgos Tolias, Yannis Avrithis, and Ondřej Chum. Revisiting oxford and paris: Large-scale image retrieval benchmarking. In *Computer Vision and Pattern Recognition*, 2018.
- [52] Filip Radenović, Giorgos Tolias, and Ondrej Chum. Fine-tuning CNN image retrieval with no human annotation. *IEEE Transactions on Pattern Analysis and Machine Intelligence*, 2018.
- [53] Ilija Radosavovic, Raj Prateek Kosaraju, Ross Girshick, Kaiming He, and Piotr Dollár. Designing network design spaces. In *Computer Vision and Pattern Recognition*, 2020.
- [54] René Ranftl, Alexey Bochkovski, and Vladlen Koltun. Vision transformers for dense prediction. *arXiv preprint arXiv:2103.13413*, 2021.
- [55] Benjamin Recht, Rebecca Roelofs, Ludwig Schmidt, and Vaishal Shankar. Do imagenet classifiers generalize to imagenet? In *International Conference on Machine Learning*, 2019.
- [56] Zhuoran Shen, Mingyuan Zhang, Haiyu Zhao, Shuai Yi, and Hongsheng Li. Efficient attention: Attention with linear complexities. In *Proceedings of the IEEE/CVF Winter Conference on Applications of Computer Vision*, 2021.
- [57] Sainbayar Sukhbaatar, Edouard Grave, Piotr Bojanowski, and Armand Joulin. Adaptive attention span in transformers. *arXiv preprint arXiv:1905.07799*, 2019.
- [58] Mingxing Tan and Quoc Le. Efficientnet: Rethinking model scaling for convolutional neural networks. In *International Conference on Machine Learning*. PMLR, 2019.
- [59] Bart Thomee, David A Shamma, Gerald Friedland, Benjamin Elizalde, Karl Ni, Douglas Poland, Damian Borth, and Li-Jia Li. Yfcc100m: The new data in multimedia research. *Communications of the ACM*, 59(2):64–73, 2016.
- [60] Giorgos Tolias, Yannis Avrithis, and Hervé Jégou. Image search with selective match kernels: aggregation across single and multiple images. *International journal of Computer Vision*, 116(3), 2016.

- [61] Giorgos Tolias, Ronan Sicre, and Hervé Jégou. Particular object retrieval with integral max-pooling of cnn activations. In *International Conference on Learning Representations*, 2016.
- [62] Giorgos Tolias, Tomas Jeníček, and Ondřej Chum. Learning and aggregating deep local descriptors for instance-level recognition. In *European Conference on Computer Vision*, 2020.
- [63] Ilya Tolstikhin, Neil Houlsby, Alexander Kolesnikov, Lucas Beyer, Xiaohua Zhai, Thomas Unterthiner, Jessica Yung, Andreas Steiner, Daniel Keysers, Jakob Uszkoreit, Mario Lucic, and Alexey Dosovitskiy. MLP-Mixer: An all-MLP architecture for vision. *arXiv preprint arXiv:2105.01601*, 2021.
- [64] H Touvron, A Vedaldi, M Douze, and H Jégou. Fixing the train-test resolution discrepancy. *Advances in Neural Information Processing Systems*, 2019.
- [65] Hugo Touvron, Matthieu Cord, Matthijs Douze, Francisco Massa, Alexandre Sablayrolles, and Hervé Jégou. Training data-efficient image transformers and distillation through attention. *arXiv preprint arXiv:2012.12877*, 2020.
- [66] Hugo Touvron, Andrea Vedaldi, Matthijs Douze, and Hervé Jégou. Fixing the train-test resolution discrepancy: Fixefficientnet. *arXiv preprint arXiv:2003.08237*, 2020.
- [67] Hugo Touvron, Piotr Bojanowski, Mathilde Caron, Matthieu Cord, Alaaeldin El-Nouby, Edouard Grave, Armand Joulin, Gabriel Synnaeve, Jakob Verbeek, and Hervé Jégou. ResMLP: Feedforward networks for image classification with data-efficient training. *arXiv preprint arXiv:2105.03404*, 2021.
- [68] Hugo Touvron, Matthieu Cord, Alexandre Sablayrolles, Gabriel Synnaeve, and Hervé Jégou. Going deeper with image transformers. *arXiv preprint arXiv:2103.17239*, 2021.
- [69] Ashish Vaswani, Noam Shazeer, Niki Parmar, Jakob Uszkoreit, Llion Jones, Aidan N Gomez, Łukasz Kaiser, and Illia Polosukhin. Attention is all you need. In *Advances in Neural Information Processing Systems*, 2017.
- [70] Sinong Wang, Belinda Li, Madian Khabisa, Han Fang, and Hao Ma. Linformer: Self-attention with linear complexity. *arXiv preprint arXiv:2006.04768*, 2020.
- [71] Wenhai Wang, Enze Xie, Xiang Li, Deng-Ping Fan, Kaitao Song, Ding Liang, Tong Lu, Ping Luo, and Ling Shao. Pyramid vision transformer: A versatile backbone for dense prediction without convolutions. *arXiv preprint arXiv:2102.12122*, 2021.
- [72] Ross Wightman. Pytorch image models. <https://github.com/rwightman/pytorch-image-models>, 2019.
- [73] Yuxin Wu and Kaiming He. Group normalization. In *European Conference on Computer Vision*, 2018.
- [74] Tete Xiao, Yingcheng Liu, Bolei Zhou, Yuning Jiang, and Jian Sun. Unified perceptual parsing for scene understanding. In *European Conference on Computer Vision*, 2018.
- [75] Saining Xie, Ross Girshick, Piotr Dollár, Zhuowen Tu, and Kaiming He. Aggregated residual transformations for deep neural networks. In *Computer Vision and Pattern Recognition*, 2017.
- [76] Zhenda Xie, Yutong Lin, Zhuliang Yao, Zheng Zhang, Qi Dai, Yue Cao, and Han Hu. Self-supervised learning with swin transformers. *arXiv preprint arXiv:2105.04553*, 2021.
- [77] Yunyang Xiong, Zhanpeng Zeng, Rudrasis Chakraborty, Mingxing Tan, Glenn Fung, Yin Li, and Vikas Singh. Nyströmformer: A nyström-based algorithm for approximating self-attention. *arXiv preprint arXiv:2102.03902*, 2021.
- [78] Kun Yuan, Shaopeng Guo, Ziwei Liu, Aojun Zhou, Fengwei Yu, and Wei Wu. Incorporating convolution designs into visual transformers. *arXiv preprint arXiv:2103.11816*, 2021.
- [79] Li Yuan, Yunpeng Chen, Tao Wang, Weihao Yu, Yujun Shi, Zihang Jiang, Francis EH Tay, Jiashi Feng, and Shuicheng Yan. Tokens-to-token ViT: Training vision transformers from scratch on ImageNet. *arXiv preprint arXiv:2101.11986*, 2021.
- [80] Manzil Zaheer, Guru Guruganesh, Avinava Dubey, Joshua Ainslie, Chris Alberti, Santiago Ontanon, Philip Pham, Anirudh Ravula, Qifan Wang, Li Yang, et al. Big bird: Transformers for longer sequences. *arXiv preprint arXiv:2007.14062*, 2020.
- [81] Pengchuan Zhang, Xiyang Dai, Jianwei Yang, Bin Xiao, Lu Yuan, Lei Zhang, and Jianfeng Gao. Multi-scale vision longformer: A new vision transformer for high-resolution image encoding. *arXiv preprint arXiv:2103.15358*, 2021.
- [82] Hengshuang Zhao, Jiaya Jia, and Vladlen Koltun. Exploring self-attention for image recognition. In *Computer Vision and Pattern Recognition*, 2020.
- [83] Sixiao Zheng, Jiachen Lu, Hengshuang Zhao, Xiatian Zhu, Zekun Luo, Yabiao Wang, Yanwei Fu, Jianfeng Feng, Tao Xiang, Philip HS Torr, et al. Rethinking semantic segmentation from a sequence-to-sequence perspective with transformers. *arXiv preprint arXiv:2012.15840*, 2020.
- [84] Bolei Zhou, Hang Zhao, Xavier Puig, Sanja Fidler, Adela Barriuso, and Antonio Torralba. Scene parsing through ade20k dataset. In *Computer Vision and Pattern Recognition*, 2017.

XCiT: Cross-Covariance Image Transformers

Appendix

A Preliminary study on Vision Transformers (ViT)

In this appendix we report the results associated with our preliminary study on high-resolution transformers. Most of the experiments were carried out on the ViT architecture [22] with DeiT training [65], and intended to analyze different aspects of transformers when considering images with varying resolution or high-resolution images specifically.

A.1 Impact of resolution versus patch size

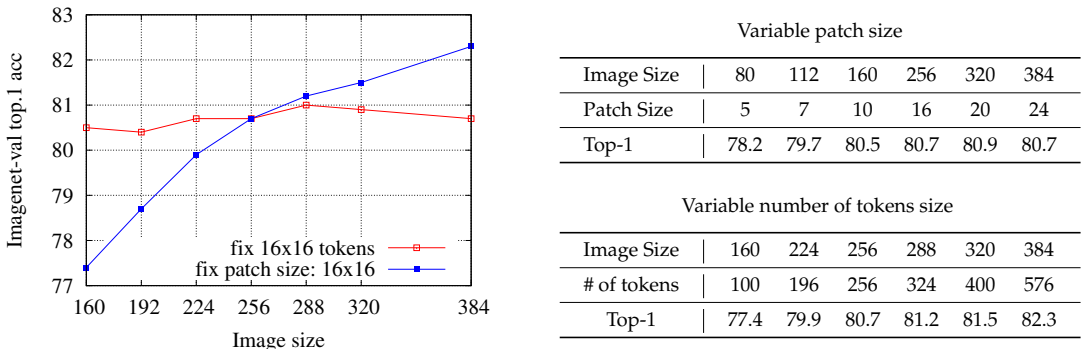


Figure A.1: **Impact of input resolution on accuracy for DeiT-S.** We consider different image resolutions, and either (1) **increase the patch size while keeping the number of tokens fixed**; or (2) **keep the patch size fixed and use more tokens**. Larger input images are beneficial if the number of tokens increases. The impact of a change of a resolution for a constant number of patches (of varying size) is almost neutral. As one can observe, the main driver of performance is the number of patches. The patch size has a limited impact on the accuracy, except when considering very small ones. We have observed and confirmed similar trends with XCiT models.

A.2 Approximate attention models in ViT with DeiT training

In Table A.1, we report the results that we obtain by replacing the Multi-headed Self-attention operation with efficient variants [30, 56, 70, 71] in the DeiT-S backbone. First, we can notice that for all efficient self-attention choices there is a clear drop in performance compared to the DeiT-S baseline. The spatial reduction attention (SRA) proposed in PVT [71] has a significantly weaker performance compared to the full-attention with a quadratic complexity that is more efficient than full-attention by only a constant factor R^2 . Linformer [70] provides a better accuracy compared to SRA, however, it is also clearly weaker than full-attention. Moreover, Linformer does not have the flexibility of processing variable length sequences which limits its application in many computer vision tasks. Efficient attention [56] provides a better trade-off than the aforementioned methods, with improved accuracy and linear complexity. However, it has a 3.6% drop in performance compared to full-attention. Finally, axial attention [30] provides the strongest performance among the efficient attention variants we studied with a 1.5% drop in accuracy compared to the baseline. We observe a saving in memory usage, but a drop in speed due to the separate row and column attention operations. Our observations are consistent with [22].

Table A.1: **ImageNet Top-1 accuracy of efficient self-attention variants** (after 300 epochs of training).

Model	Complexity	Top-1
DeiT-S [65]	$\mathcal{O}(N^2)$	79.9
SRA (Average Pool) [71]	$\mathcal{O}(N^2/R^2)$	73.5
SRA (Convolutional) [71]	$\mathcal{O}(N^2/R^2)$	74.0
Linformer ($k=\sqrt{n}$) [70]	$\mathcal{O}(kN)$	75.7
Efficient Transformer [56]	$\mathcal{O}(N)$	76.3
Axial [30]	$\mathcal{O}(N\sqrt{N})$	78.4

A.3 Training and testing with varying resolution

As discussed in the main manuscript, for several tasks it is important that the network is able to handle images of varying resolutions. This is the case, for instance, for image segmentation, image detection, or image retrieval where the object of interest may have very different sizes. We present an analysis of train/test resolution trade-off in Table A.2.

Table A.2: **Trade-off between train and test resolutions for DeiT.** MS refers to multi-scale training, where the models have seen images from different resolutions at training time.

Test / Train	160	224	256	288	320	MS
160	77.2	75.9	73.3	68.2	59.6	76.3
224	78.0	79.9	79.9	79.0	77.9	79.6
256	77.3	80.4	80.7	80.2	79.9	80.6
288	76.3	80.4	81.0	81.2	80.8	81.0
320	75.0	80.1	80.9	81.3	81.5	81.3

B Additional details of training and our architecture

B.1 Sinusoidal Positional Encoding

We adopt a sinusoidal positional encoding as proposed by Vaswani et al. [69] and adapted to the 2D case by Carion et al. [11]. However we depart from this method in that we first produce this encoding in an intermediate 64-d space before projecting it to the working space of the transformers. More precisely, in our implementation each of the x and y coordinates is encoded using 32 dimensions corresponding to cosine and sine functions with different frequencies (16 frequency for each function). The encoding of both coordinates are eventually concatenated to obtain a 64 dimension 2D positional encoding. Finally, the 64 dimension positional encoding is linearly projected to the working dimension of the model d .

B.2 Obtaining Feature Pyramid for Dense Prediction

For state-of-the-art detection and segmentation models, FPN is an important component which provides features of multiple scales. We adapt XCiT to be compatible with FPN detection and segmentation methods through a simple re-scaling of the features extracted from different layers. In particular, for models with 12 layers, we extract features from the 4th, 6th, 8th and 12th layers respectively. As for models with 24 layers, we extract features from 8th, 12th, 16th and 24th layers. Concerning the re-scaling of the features, the 4 feature levels are downsized by a ratio of 4, 8, 16 and 32 compared to the input image size. Feature downsizing is performed with max pooling and upsampling is achieved using a single layer of transposed convolutions with kernel size $k = 2$ and stride $s = 2$.

B.3 Hyper-parameters: LayerScale initialization and Stochastic Depth drop-rate

We list the stochastic depth d_r and LayerScale initialization ϵ hyperparameters used by each of our models in Table B.1.

Table B.1: **Hyperparameters used for training our models**, including the Stochastic depth drop rate d_r and LayerScale initialization ϵ .

Model	Patch size	d_r	ϵ
XCiT-N12	8 & 16	0.0	1.0
XCiT-T12	8 & 16	0.0	1.0
XCiT-T24	8 & 16	0.05	10^{-5}
XCiT-S12	8 & 16	0.05	1.0
XCiT-S24	8 & 16	0.1	10^{-5}
XCiT-M24	8 & 16	0.15	10^{-5}
XCiT-L24	16	0.25	10^{-5}
XCiT-L24	8	0.3	10^{-5}

C Pseudo-code

We provide a PyTorch-style pseudo code of the Cross-covariance attention operation. The pseudo code resembles the Timm library [72] implementation of token self-attention. We

show that XCA only requires few modifications, namely the ℓ_2 normalization, setting the learnable temperature parameters and a transpose operation of the keys, queries and values.

Algorithm 1 Pseudocode of XCA in a PyTorch-like style.

```
# self.qkv: nn.Linear(dim, dim * 3, bias=qkv_bias)
# self.temp: nn.Parameter(torch.ones(num_headss, 1, 1))

def forward(self, x):
    B, N, C = x.shape
    qkv = self.qkv(x).reshape(B, N, 3, self.num_heads, C // self.num_heads)
    qkv = qkv.permute(2, 0, 3, 1, 4)
    q, k, v = qkv[0], qkv[1], qkv[2] # split into query, key and value

    q = q.transpose(-2, -1)
    k = k.transpose(-2, -1) # Transpose to shape (B, h, C, N)
    v = v.transpose(-2, -1)

    q = F.normalize(q, dim=-1, p=2) # L2 Normalization across the token dimension
    k = F.normalize(k, dim=-1, p=2)

    attn = (k @ q.transpose(-2, -1)) # Computing the block diagonal cross-covariance matrix
    attn = attn * self.temp # Adjusting the activations scale with temperature parameter
    attn = attn.softmax(dim=-1) # d x d attention map

    x = attn @ v # Apply attention to mix channels per token
    x = x.permute(0, 3, 1, 2).reshape(B, N, C)
    x = self.proj(x)
    return x
```

D Additional results

D.1 More XCiT models

We present additional results for our XCiT models in Table D.1. We include performance of 384×384 images using a 16×16 patch size as well as results for images with 224×224 resolution using patch size of 8×8 .

Table D.1: **ImageNet-1k top-1 accuracy of XCiT** for additional combinations of image and patch sizes.

Models	Depth	d	#Blocks	params	$P = (16 \times 16)$				$P = (8 \times 8)$			
					GFLOPs	@224	@224 Υ	@384 \uparrow	GFLOPs	@224	@224 Υ	@384 \uparrow
XCiT-N12	12	128	4	3M	0.5	69.9	72.2	75.4	2.1	73.8	76.3	77.8
XCiT-T12	12	192	4	7M	1.2	77.1	78.6	80.9	4.8	79.7	81.2	82.4
XCiT-T24	24	192	4	12M	2.3	79.4	80.4	82.6	9.2	81.9	82.6	83.7
XCiT-S12	12	384	8	26M	4.8	82.0	83.3	84.7	18.9	83.4	84.2	85.1
XCiT-S-24	24	384	8	48M	9.1	82.6	83.9	85.1	36.0	83.9	84.9	85.6
XCiT-M24	24	512	8	84M	16.2	82.7	84.3	85.4	63.9	83.7	85.1	85.8
XCiT-L24	24	768	16	189M	36.1	82.9	84.9	85.8	142.2	84.4	85.4	86.0

D.2 Transfer Learning

In order to further demonstrate the flexibility and generality of our models, we report transfer learning experiments in Table D.2 for models that have been pre-trained using ImageNet-1k and finetuned for other datasets including CIFAR-10, CIFAR-100 [40], Flowers-102 [47], Stanford Cars [39] and iNaturalist [31]. We observe that the XCiT models provide competitive performance when compared to strong baselines like ViT-B, ViT-L, DeiT-B and EfficientNet-B7.

D.3 Image Retrieval

Context of this study. Vision-based retrieval tasks such as landmark or particular object retrieval have been dominated in the last years by methods extracting features from high-resolution images. Traditionally, the image description was obtained as the aggregation of local descriptors, like in VLAD [36]. Most of the modern methods now rely on convolutional

Table D.2: **Evaluation on transfer learning.**

Architecture	CIFAR ₁₀	CIFAR ₁₀₀	Flowers102	Cars	iNat ₁₈	iNat ₁₉
EfficientNet-B7 [58]	<u>98.9</u>	91.7	98.8	94.7	–	–
ViT-B/16 [22]	98.1	87.1	89.5	–	–	–
ViT-L/16 [22]	97.9	86.4	89.7	–	–	–
DeiT-B/16 [65] Υ	99.1	91.3	98.8	92.9	<u>73.7</u>	<u>78.4</u>
XCiT-S24/16 Υ	99.1	91.2	97.4	92.8	68.8	76.1
XCiT-M24/16 Υ	99.1	<u>91.4</u>	98.2	93.4	72.6	78.1
XCiT-L24/16 Υ	99.1	91.3	<u>98.3</u>	<u>93.7</u>	75.6	79.3

neural networks [6, 25, 61]. In a recent paper, El-Nouby *et al.* [23] show promising results with vision transformers, however they also underline the inherent scalability limitation associated with the fact that ViT models do not scale well with image resolution. Therefore, it cannot compete with convolutional neural networks whose performance readily improve with higher resolution images. Our XCiT models do not suffer from this limitation: our models scale linearly with the number of pixels, like convnets, and therefore makes it possible to use off-the-shelf methods initially developed for retrieval with high-resolution images.

D.3.1 Datasets and evaluation measure

In each benchmark, a set of query images is searched in a database of images and the performance is measured as the mean average precision.

The Holidays [35] dataset contains images of 500 different objects or scenes. We use the version of the dataset where the orientation of images (portrait or landscape) has been corrected. Oxford [49] is a dataset of building images, which corresponds to famous landmark in Oxford. A similar dataset has been produced for famous monuments in Paris and referred to as Paris6k [16].

Table D.3: The basic statistics on the image retrieval datasets.

Dataset	number of images		nb of instances
	database	queries	
Holidays	1491	500	500
R-Oxford	4993	70	26

We use the revisited version of the Oxford benchmark [51], which breaks down the evaluation into easy, medium and hard categories. We report results on the "medium" and "hard" settings, as we observed that the ordering of techniques does not change under the easy measures.

D.3.2 Image representation: global and local description with XCiT

We consider three existing methods to extract an image vector representations from the pre-trained XCiT models. Note that to the best of our knowledge, for the first time we extract local features from the output layer of a transformer layer, and treat them as patches fed to traditional state-of-the-art methods based on matching local descriptors or CNN.

CLS token. Similar to El-Nouby *et al.* [23] with ViT, we use the final vector as the image descriptor. In this context, the introduction of class-attention layers can be regarded as a way to learn the aggregation method.

VLAD. We treat the patches before the class-attention layers as individual local descriptors, and aggregate them into a higher-dimensional vector by employing the Vector of locally aggregated Descriptors [36].

AMSK. We also apply the aggregated selective match kernel from Tolias *et al.* [60]. This method was originally introduced for local descriptors, but got adapted to convolutional networks. To the best of our knowledge this is the state of the art on several benchmarks [62].

For all these methods, we use the models presented in our main paper, starting from the version fine-tuned at resolution 384×384 . By default the resolution is 768. This is comparable to the choice adopted in the literature for ResNet (e.g., 800 in the work by Berman *et al.* [6]).

D.3.3 Experimental setting: Image retrieval with models pretrained on Imagenet1k only

We only consider models pre-trained on Imagenet-1k. Note that the literature reports significant improvement when learning or fine-tuning networks [52, 62] on specialized datasets (e.g., of buildings for Oxford5k and Paris6k). We consider only XCiT-S12 models, since they have a number of parameters comparable to that of ResNet-50. We report the results in Table D.4.

Scaling resolution. As expected increasing the resolution with XCiT improves the performance steadily up to resolution 768. This shows that our models are very tolerant to resolution changes considering that they have been fine-tuned at resolution 384. The performance starts to saturates at resolution 1024, which led us to keep 784 as the pivot resolution.

Self-supervision. The networks XCiT pre-trained with self-supervision achieve a comparatively better performance than their supervised counterpart on Holidays, however, we have the opposite observation for $\mathcal{ROxford}$.

Table D.4: **Instance retrieval experiments.** The default resolution is 768. The default class token size is 128 dimensions. The "local descriptor" representation extracted from the activations is in 128 dimensions. To our knowledge the state of the art with ResNet-50 on Holidays with Imagenet pre-training only is the Multigrain method [6], which achieves mAP=92.5%. Here we compare against this method under the same training setting, i.e., off-the-shelf network pre-trained on Imagenet1k only and with the same training procedure and resolution. We refer the reader to Tolias *et al.* [62] for the state of the art on $\mathcal{ROxford}$, which involves some training on the target domain with images depicted building and fine-tuning at the target resolution.

Base model	parameters	ROxford5k (mAP)		Holidays (mAP)
		Medium	Hard	
XCiT- class token				
XCiT-S12/16		30.1	8.7	86.0
XCiT-S12/8		33.2	12.1	86.4
XCiT-S12/16	resolution 224	12.7	2.4	71.5
XCiT-S12/16	resolution 384	20.1	4.6	83.4
XCiT-S12/16	resolution 512	26.6	5.8	84.6
XCiT-S12/16	resolution 768	30.1	8.7	86.0
XCiT-S12/16	resolution 1024	30.3	11.2	86.3
XCiT-S12/16	self-supervised DINO	35.1	11.9	87.3
XCiT-S12/8	self-supervised DINO	30.9	7.9	88.3
XCiT- VLAD				
XCiT-S12/16	k=256	36.6	11.6	89.9
XCiT-S12/16	k=1024	40.0	13.0	90.7
XCiT- ASMK				
XCiT-S12/8	k=1024	36.5	9.4	90.4
XCiT-S12/8	k=65536	42.0	12.9	92.3
XCiT-S12/16	k=1024	35.2	11.5	90.4
XCiT-S12/16	k=65536	40.0	15.0	92.0
ResNet-50 – ASMK				
Resnet50	k=1024	41.6	14.6	86.0
Resnet50	k=65536	41.9	14.5	87.9
Multigrain-resnet50	k=1024	32.9	9.4	87.9

Impact of Image description. We adopt the class-token as the descriptor, and in our experiments we verified that this aggregation method is better than average and GeM pooling [8, 52]. In Table D.4 one can see there is a large benefit in employing a patch based method along with our XCiT transformers: XCiT-VLAD performs significantly better than the CLS token, likely thanks to the higher dimensionality. This is further magnified with ASMK, where we obtain results approaching the absolute state of the art on Holidays, despite a sub-optimal training setting for image retrieval. This is interesting since our method has not been fine-tuned for retrieval tasks and we have not been adapted in any significant way beyond applying off-the-shelf this aggregation technique. A direct comparison with ResNet-50 shows that our XCiT method obtains competitive results in this comparable setting, slightly below the ResNet-50 on $\mathcal{ROxford}$ but significantly better on Holidays.

D.4 Runtime and Memory Usage

We present the peak memory usage as well as the throughput of multiple models including full-attention and efficient vision transformers in Table D.5. Additionally, in Figure D.1 we plot the processing speed represented as millisecond per image as a function of image resolution for various models. We can observe that XCiT provides a strong trade-off, possessing the best scalability in terms of peak memory, even when compared to ResNet-50. Additionally, the processing time scales linearly with respect to resolution, with only ResNet-50 providing a better trade-off on that front.

D.5 Queries and Keys magnitude visualizations

Our XCA operation relies on the cross-covariance matrix of the queries \hat{Q} and keys \hat{K} which are ℓ_2 normalized across the patch dimension. Therefore, each element in the $d \times d$ matrix represents a cosine similarity whose value is strongly influenced by the magnitude of each patch. In Figure D.2 we visualize the magnitude of patch embeddings in the queries and keys matrices. We observe that patch embeddings with higher magnitude corresponds to more salient regions in the image, providing a very cheap visualization and interpretation of which regions in the image contribute more in the cross-covariance attention.

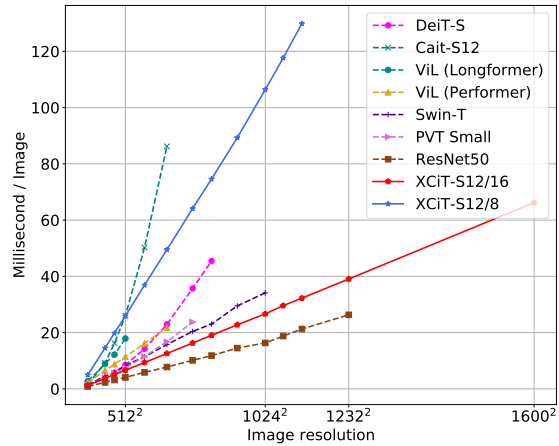


Figure D.1: **We present the millisecond per image during inference of multiple models.** Our XCiT-S12/16 model provides a speed up for images with higher resolution compared to existing vision transformers, especially the ones with quadratic complexity like DeiT and CaiT.

Table D.5: **Inference throughput and peak GPU memory usage** for our XCiT small model compared to other models of comparable size that include token self-attention. All models tested using batch size of 64 on a V100 GPU with 32GB memory.

Model	#params ($\times 10^6$)	ImNet Top-1 @224	Image Resolution							
			224 ²		384 ²		512 ²		1024 ²	
			im/sec	mem (MB)	im/sec	mem (MB)	im/sec	mem (MB)	im/sec	mem (MB)
ResNet-50	25	79.0	1171	772	434	2078	245	3618	61	14178
DeiT-S	22	79.9	974	433	263	1580	116	4020	N/A	OOM
CaiT-S12	26	80.8	671	577	108	2581	38	7117	N/A	OOM
PVT-Small	25	79.8	777	1266	256	3142	134	5354	N/A	OOM
Swin-T	29	81.3	704	1386	220	3890	120	6873	29	26915
XCiT-S12/16	26	82.0	781	731	266	1372	151	2128	37	7312




Figure D.2: **Visualization of the queries \hat{Q} and keys \hat{K} norm across the feature dimension.** We empirically observe that magnitude of patch embeddings in the queries and keys correlates with the saliency of their corresponding region in the image.