

DravidianCodeMix: Sentiment Analysis and Offensive Language Identification Dataset for Dravidian Languages in Code-Mixed Text

Bharathi Raja Chakravarthi¹ · Ruba Priyadharshini² · Vigneshwaran Muralidaran³ · Navya Jose⁴ · Shardul Suryawanshi¹ · Elizabeth Sherly⁴ · John P. McCrae¹

Received: date / Accepted: date

Abstract This paper describes the development of a multilingual, manually annotated dataset for three under-resourced Dravidian languages generated from social media comments. The dataset was annotated for sentiment analysis and offensive language identification for a total of more than 60,000 YouTube comments. The dataset consists of around 44,000 comments in Tamil-English, around 7,000 comments in Kannada-English, and around 20,000 comments in Malayalam-English. The data was manually annotated by volunteer annotators and has a high inter-annotator agreement in Krippendorff's alpha. The dataset contains all types of code-mixing phenomena

Bharathi Raja Chakravarthi*
E-mail: bharathi.raja@insight-centre.org

Ruba Priyadharshini
E-mail: rubapriyadharshini.a@gmail.com

Vigneshwaran Muralidaran
E-mail: MuralidaranV@cardiff.ac.uk

Navya Jose
E-mail: navya.mi3@iiitmk.ac.in

Shardul Suryawanshi
E-mail: shardul.suryawanshi@insight-centre.org

Elizabeth Sherly
E-mail: sherly@iiitmk.ac.in

John P. McCrae
E-mail: john.mccrae@insight-centre.org

¹Insight SFI Research Centre for Data Analytics, Data Science Institute, National University of Ireland Galway, Galway, Ireland

²ULTRA Arts and Science College, Madurai, Tamil Nadu, India

³School of Computer Science and Informatics, Cardiff University, Cardiff, United Kingdom

⁴Indian Institute of Information Technology and Management-Kerala, Kerala, India

since it comprises user-generated content from a multilingual country. We also present baseline experiments to establish benchmarks on the dataset using machine learning methods. The dataset is available on Github ¹ and Zenodo ².

Keywords Dravidian languages · Sentiment Analysis · Offensive Language Identification · Tamil · Kannada · Malayalam · Code-Mixed · Corpora

1 Introduction

Sentiment analysis is the classification task of mining sentiments from natural language, which finds use in numerous applications such as reputation management, customer support, and moderating content in social media (Wilson et al., 2005; Agarwal et al., 2011; Thavareesan and Mahesan, 2019, 2020a). Sentiment analysis has helped industry to compile a summary of human perspectives and interests derived from feedback or even just the polarity of comments (Pang and Lee, 2004; Thavareesan and Mahesan, 2020b). Offensive language identification is another classification task in natural language processing (NLP), where the aim is to moderate and minimise offensive content in social media. In recent years, sentiment analysis and offensive language identification have gained significant interest in the field of NLP.

Social media websites and product review forums provide opportunities for users to create content in informal settings. Moreover, to improve user experience, these platforms ensure that the user communicates his/her opinion in such a way that he/she feels comfortable either using native language or switching between one or more languages in the same conversation (Vyas et al., 2014). However, most NLP systems are trained on languages in formal settings with proper grammar, which creates issues when it comes to the analysis phase of "user generated" comments (Chanda et al., 2016; Pratapa et al., 2018). Further, most of the developments in sentiment analysis and offensive language identification systems are performed on monolingual data for high-resource languages, while the user-generated content in under-resourced settings are often mixed with English or other high-resource languages (Winata et al., 2019; Jose et al., 2020).

Code-mixing or code-switching is the alternation between two or more languages at the level of the document, paragraph, comments, sentence, phrase, word or morpheme. It is a distinctive aspect of conversation or dialogue in bilingual and multilingual societies (Barman et al., 2014). It is motivated by structural, discourse, pragmatic and socio-linguistic reasons (Sridhar, 1978). Most of the social media comments are code-mixed, while the resources created for sentiment analysis and offensive language identification are primarily available for monolingual texts. Code-mixing occurs in daily life, such as in normal conversation or social media conversation in both audio and text format. Code-mixing refers to the way a bilingual/ multilingual speaker changes his or her utterance into another language. The vast majority of language pairs are under-resourced with regards to code-mixing tasks (Bali et al., 2014; Jose et al., 2020).

¹ <https://github.com/bharathichezhiyan/DravidianCodeMix-Dataset>

² https://zenodo.org/record/4750858#.YJtw0SYo_0M

In this paper, we describe the creation of a corpus for Dravidian languages in the context of sentiment analysis and offensive language detection tasks. Dravidian languages are spoken mainly in the south of India (Chakravarthi et al., 2020c). The four major literary languages belonging to the language family are Tamil (ISO 639-3: tam), Telugu (ISO 639-3: tel), Malayalam (ISO 639-3: mal), and Kannada (ISO 639-3: kan). Tamil, Malayalam and Kannada fall under the South Dravidian subgroup while Telugu belongs to the South Central Dravidian subgroup (Vikram and Urs, 2007). Each of the four languages has official status as one of the 22 scheduled languages recognised by the Government of India. Tamil also has official status in Sri Lanka and Singapore (Thamburaj and Rengganathan, 2015). Although the languages are widely spoken by millions of people, the tools and resources available for building robust NLP applications are under-developed for these languages.

Dravidian languages are highly agglutinating languages and each language uses its own script (Krishnamurti, 2003; Sakuntharaj and Mahesan, 2016, 2017). The writing system is a phonemic abugida written from left to right. The Tamil language was written using Tamil, Vattezhuthu, Chola, Pallava and Chola-Pallava scripts at different points in history. The modern Tamil script descended from the Chola-Pallava script that was conceived around the 4th century CE (Sakuntharaj and Mahesan, 2018a,b). The Malayalam script is based on the Vatteluttu script developed from old Vatteluttu with additional letters from Grantha script to write loan words (Thottingal, 2019). Similarly, the Kannada and Telugu scripts evolved from Bhattiprolu Brahmi. Nevertheless, social media users often use the Latin script for typing in these languages due to its ease of use and accessibility in handheld devices and computers (Thamburaj et al., 2015).

Monolingual datasets are available for Indian languages for various research aims (Agrawal et al., 2018; Thenmozhi and Aravindan, 2018; Kumar et al., 2020). However, there have been few attempts to make datasets for Tamil, Kannada and Malayalam code-mixed text (Chakravarthi et al., 2020b,c; Chakravarthi, 2020; Chakravarthi and Muralidaran, 2021). We believe it is essential to come up with approaches to tackle this resource bottleneck so that these languages can be equipped with NLP support in social media in a way that is both cost-effective and rapid. To create resources for a Tamil-English, Kannada-English and Malayalam-English code-mixed scenario, we collected comments on various Tamil, Kannada and Malayalam movie trailers from YouTube.

The contributions of this paper are:

1. We present the dataset for three Dravidian languages, namely Tamil, Kannada, and Malayalam, for sentiment analysis and offensive language identification tasks.
2. The dataset contains all types³ of code-mixing. This is the first Dravidian language dataset to contain all types of code-mixing, including mixtures of these scripts and the Latin script. The dataset consists of around 44,000 comments in Tamil-English, around 7,000 comments in Kannada-English, and around 20,000 comments in Malayalam-English.
3. We provide an experimental analysis of logistic regression, naive Bayes, decision tree, random forest, and SVM on our code-mixed data for classification tasks so as to create a benchmark for further research.

³ different types of code-mixing are shown in Figure 2

2 Related Work

Sentiment analysis helps to understand the polarity (positive, negative or neutral) of the audience towards a content (comment, tweet, image, video) or an event (Brexit, presidential elections). This data on polarity can help in understanding public opinion. Furthermore, the inclusion of sentiment analysis can improve the performance of tasks such as recommendation system (Krishna et al., 2013; Musto et al., 2017), and hate speech detection (Gitari et al., 2015). Over the last 20 years, social media networks have become a rich data source for sentiment analysis (Clarke and Grieve, 2017; Tian et al., 2017). Extensive research has been done for sentiment analysis of monolingual corpora such as English (Hu and Liu, 2004; Wiebe et al., 2005; Jiang et al., 2019), Russian (Rogers et al., 2018), German (Cieliebak et al., 2017), Norwegian (Mæhlum et al., 2019) and Indian languages (Agrawal et al., 2018; Rani et al., 2020). In initial research works, n-gram features were used widely for classification of sentiments (Kouloumpis et al., 2011). However recently, due to readily available data on social media, these traditional techniques have been replaced by deep neural network techniques. Patwa et al. (2020) conducted sentiment analysis on code-mixed social media text for Hindi-English and Spanish-English languages. However, sentiment analysis in Dravidian languages is under-studied.

The anonymous and consequence-free nature of social media posts has proliferated the use of aggressive, hateful or offensive language online. This downturn has encouraged the development of automatic moderation systems. These systems if trained on proper data can help detect aggressive speech thus moderating spiteful content on a public platform. Collection of such data has become a crucial part of social media analysis. To facilitate the researchers working on these problems, there have been shared tasks conducted on aggression identification in social media (Kumar et al., 2018) and offensive language identification (Zampieri et al., 2019) by providing necessary datasets. As English is a commonly used language on social media, a significant amount of research goes into the identification of offensive English text. However, many internet users prefer the use of their native languages. This has given rise to the development of offensive language identification dataset in Arabic, Danish, Greek, and Turkish languages (Zampieri et al., 2020). Inspired by this we developed resources for offensive language identification for Dravidian languages.

In the past few years, cheaper internet and increased use of smartphones have significantly increased social media interaction in code-mixed native languages. Dravidian language speakers (who are often bilingual with English as it is an official language in India) with a population base of 215 million⁴ contribute to large portion of such interactions. Hence, there is an ever-increasing need for the analysis of code-mixed text in Dravidian languages. However, the number of freely available code-mixed dataset (Ranjan et al., 2016; Jose et al., 2020) are still limited in number, size, and availability. Towards building language identification (LID) systems in code-mixed languages, Sowmya Lakshmi and Shambhavi (2017) developed a Kannada-English dataset containing English and Kannada text with word-level code-mixing. Also, they employed a stance detection system to detect stance in Kannada-English code-mixed

⁴ <https://www.britannica.com/topic/Dravidian-languages>

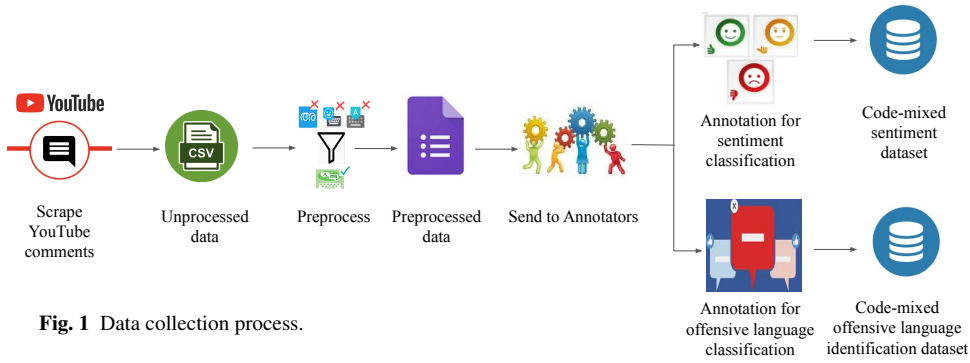


Fig. 1 Data collection process.

text (on social media) using sentence embeddings. Shalini et al. (2018) have used distributed representations for sentiment analysis of Kannada-English code-mixed texts through neural networks, which had three tags: Positive, Negative and Neutral. However, the dataset for Kannada was not readily available for research purposes. To give motivation for further research we conducted (Chakravarthi et al., 2020a,d; Mandl et al., 2020; Chakravarthi et al., 2021) a shared task that provided Tamil-English, Kannada-English, and Malayalam-English code-mixed datasets using which participants trained models that identify the sentiments (task A) and offensive classes (task B) in both the languages.

Most of the recent studies on sentiment analysis and offensive language identification have been conducted on high-resourced languages from social media platforms. Models trained on such highly resourced monolingual data have succeeded in predicting sentiment and offensiveness. However, with the increased social media usage of bilingual users, a system trained on under-resourced code-mixed data is needed. In spite of this need, no large datasets for Tamil-English, Kannada-English and Malayalam-English are available. Hence, inspired by Severyn et al. (2014), we collected and created a code-mixed dataset from YouTube. In this work, we describe the process of corpora creation for under-resourced Dravidian languages from YouTube comments. This is an extension of two workshop papers (Chakravarthi et al., 2020b,c) and shared tasks (Chakravarthi et al., 2020d). We present DravidianCodeMix corpora for Tamil-English (40,000+ comments), Kannada-English (7,000+ comments) and Malayalam-English (nearly 20,000 comments) with manually annotated labels for sentiment analysis and offensive language identification. We used Krippendorff’s alpha to calculate agreement amongst annotators. We made sure that each comment is annotated by at least three annotators and made the labelled corpora freely available for research purpose. For bench marking, we provided baseline experiments and results on ‘DravidianCodeMix’ corpora using machine learning models.

3 Raw Data

Online media, for example, Twitter, Facebook or YouTube, contain quickly changing data produced by millions of users that can drastically alter the reputation of an individual or an association. This raises the significance of programmed extraction of sentiments and offensive language used in online social media. YouTube is one of social media which is getting popular in the Indian subcontinent because of the wide range of content available from the platform such as songs, tutorials, product reviews, trailers and so on. YouTube allows users to create content and other users to

Code-Switching Type	Example	Translation
No Code-mixing Only Tamil (Written in Tamil script)	இது மாதிரி ஒரு படத்தை தான் இத்தனை வருஷமா எதிர்பார்த்துகொண்டிருந்தேன் டிரெய்லர் பார்க்கும்போதே மனசுக்கு சிவ்வளவு சந்தோசமா இருக்கு	How long I have been waiting for this kind of movie! Feels joyful just watching this trailer.
Inter-sentential code-mixing Mix of English and Tamil (Tamil written only in Tamil script)	ரெட்டியார் சமூகம் சார்பாக படம் வெற்றி பெற வாழ்த்துக்கள்... Mohan G all the very best we all behind you.	On behalf of Reddiyar community, I am wishing the best for this movie. Mohan G, All the very best. We are all behind you.
Only Tamil (Written in Latin script)	inga niraya perukku illatha kedda palakkam enkidda irukku. vasool mannan VIJAY anna	'I have a bad habit which is not found here in others'. Brother Vijay is the king of blockbusters.
Code-switching at morphological level (Written in both Tamil and Latin script)	ஓ விஜய் படத்துக்கு இப்பதான் viewers sekkuringala	Oh. So this is how you gather more viewers for Vijay's movie?
Intra-sentential mix of English and Tamil (written in Latin script only)	patti thotti engum pattaya kelaputha ne va thalaiva iam waiting	Rocking performance that will be a hit among every type of audience. Come on, my star. I am waiting.
Inter-sentential and intra-sentential mix (Tamil written in both Tamil script and Latin script)	இந்த படத்த வர விட கூடாது...இந்த படத்த திரையரங்கில் ஓட விட கூடாதுனு எவனாது தடைபண்ணா ...Theatre la vera endha padam odunaalum screen கிழியும்	If anybody imposes a ban that this movie should not be released, that it should not be allowed to run on theatres, then the screens will be torn if any other movie is released.

Fig. 2 Examples of code mixing in Tamil dataset.

COMMENT TYPE	EXAMPLE	TRANSLATION
Only English	Concentrate on hindi promotion.. sir	Concentrate on Hindi promotion.. sir
Only Kannada (written in Kannada Script only)	ಎನ್ ಗುರು ಎನ್ ಲಿರಿಕ್ ಎನ್ ಮ್ಯೂಸಿಕ್ ನಮ್ಮ ಮನೆಯಲ್ಲಿ ಈ ಹಾಡಿಗೆ ಫುಲ್ ಫೀಡ ಆಗಿದೆ.	Great lyrics and music mate, Everyone in my home are obsessed with this song.
Mix of English and Kannada (Kannada written in Kannada script only)	My favorite song in 2019 is Taaja samachara ಸಾಹಿತ್ಯ ಪ್ರಿಯರೇ ಒಮ್ಮೆ ಈ ಹಾಡು ಕೇಳಿದೆ ಕೇಳಾನೆ ಇಬೇಕು ಅನ್ನುತ್ತೆ.... Everybody watch this.	My favourite song in 2019 is Taaja samachara. If it is heard by literary lovers, they would want to hear it again. Everybody watch this.
Only Kannada (written in English)	Neevu varshkke ondu cinema madru supper 1varshkke 3-4cinema madobadilige intha ondu cinema saku.	If you make one movie a year it's super, instead of doing 3-4 movies a year, one movie of this type is enough.
Only Kannada (written in both Kannada and English script)	Nanage ಅನ್ನುತ್ತೆ ಈ ವೀಡಿಯೋ ವನ್ನು ರಶ್ಮಿಯ ಮಂದಣ್ಣ ಫ್ಯಾನ್ಸ್ deslike ಮಾಡಿರಬಹುದು.	I feel that this video has been disliked by the fans of Rashmika Mandana.
Mix of English and Kannada (written in English only)	Wonderful song daily 5/6 kelalill Andre eno miss madakodante.	A wonderful song, if I don't hear this song 5-6 times a day, I feel like I am missing something.
Mix of English and Kannada (Kannada written in both English and Kannada script)	ಗೊತ್ತಿಲ್ಲ ರಕ್ಷಿತ್ ಶೆಟ್ಟಿ ನಟನೆಗೆ ನಾನು ಫಿದಾ .. ಬಾಸ್ waiting for ಮೂವಿ... ಚರಿತ್ರೆ ಬರೆಯೋ ಎಲ್ಲ ಲಕ್ಷಣ ಇದೆ.. All The best your bright ಫ್ಯೂಚರ್.	Don't know why I am obsessed with Rakshit Shetty's acting. waiting for your movie, expecting it to be a blockbuster. All the best for your bright future.

Fig. 3 Examples of code mixing in Kannada dataset.

comment on the content. It allows for more user-generated content in under-resourced languages. Hence, we chose YouTube to extract comments to create our dataset. We chose movie trailers as the topic to collect data because movies are quite popular among the Tamil, Malayalam, and Kannada speaking populace. This increases the chance of getting varied views on one topic. Figure 1 shows the overview of the steps involved in creating our dataset.

Code-Switching Type	Example	Translation
Only English	Very good movie-making skills in your language.. keep up the good work	Very good movie-making skills in your language.. keep up the good work.
No-code-mixing: Only Malayalam (Written in Malayalam Script only)	പെണ്ണെന്ന് പറഞ്ഞാൽ ശാപം എങ്കിൽ അങ്ങനത്തെ മനുഷ്യ ഉള്ളവരുടെ അമ്മമാർ പുരുഷന്മാർ ആണോ?	If women are a curse, are the mothers of such people men?
Inter-sentential code-mixing: Mix of English and Malayalam (Malayalam written in Malayalam script only)	Highly promising trailer. പഴയ മഞ്ജു ചേച്ചിയെ തിരിച്ചു കിട്ടിയത് പോലെ തോന്നുന്നു.	Highly promising trailer. It feels like got that old Manju sister back.
Only Malayalam (Written in Latin script)	Ee onathinu nalloru kudumbhachithram pratheekshikkunnu.	Expecting a good family entertainer for this Onam.
Code-switching in morphological level (written in both Malayalam and Latin script)	കുറച്ചു കാലത്തിനു ശേഷം സിദ്ധിഖ് വീണ്ടും comedy യിൽ sajeevamayi.	After some time Siddique became active again in comedy.
Intra-sentential mix of English and Malayalam (written in Latin Script only)	Video song kaanathe unlike adikkunath nallakaaryam alla	It is not fair to unlike a video song without watching the same.
Inter-sentential and Intra-sentential mix. (Malayalam written in both Latin and Malayalam script)	പടം success ആവില്ല എന്നാണ് vichariche. ഇതിപ്പോ nice ആണ്... Full comedy with പൊളി climax pratheekshikunnu..I am waiting.	Thought this movie will not be a success. But it is nice now. Expecting full comedy and an awesome climax. I am waiting.

Fig. 4 Examples of code mixing in Malayalam dataset.

We compiled the comments from different film trailers of Tamil, Kannada, and Malayalam languages from YouTube in the year 2019. The comments were gathered using *YouTube Comment Scraper tool*⁵. We utilized these comments to make the datasets for sentiment analysis and offensive language identification with manual annotations. We intended to collect comments that contain code-mixing at various levels of the text, with enough representation for each sentiment and offensive language classes in all three languages. It was a challenging task to extract the necessary text that suited our intent from the comment section, which was further complicated by the presence of remarks in other non-target languages. As a part of the preprocessing steps to clean the data, we utilized *langdetect library*⁶ to tell different languages apart and eliminate the unintended languages. Examples of code-mixing in Tamil, Kannada and Malayalam corpora are shown in Figure 2, Figure 3, and Figure 4 along with their translations in English. By keeping data privacy in mind, we made sure that all the user-related information is removed from the corpora. As a part of the text-preprocessing, we removed redundant information such as URL.

Since we collected corpora from social media, our corpora contain different types of real-world code-mixed data. Inter-sentential switching is characterised by change of language between sentences where each sentence is written or spoken in one language. Intra-sentential switching occurs within a single sentence, say one of the clause is in one language and the other clause is in the second language. Our corpora contains all forms of code-mixing ranging from purely monolingual texts in native languages to mixing of scripts, words, morphology, inter-sentential and intra-sentential switches.

⁵ <https://github.com/philbot9/youtube-remarkscraper>

⁶ <https://pypi.org/venture/langdetect/>

We retained all the instances of code-mixing to faithfully preserve the real-world usage.

4 Methodology of Annotation

We create our corpora for two tasks, namely, sentiment analysis and offensive language identification. We anonymized the data gathered from Youtube in order to protect user privacy.

4.1 Annotation Process

In order to find volunteers for the annotation process, we contacted students in Indian Institute of Information Technology and Management-Kerala for Malayalam, Indian Institute of Information Technology-Tiruchirapalli and Madurai Kamaraj University for Tamil. For Kannada, we contacted students in Visvesvaraya College of Engineering, Bangalore University. The student volunteer annotators received the link to a Google Form and did the annotations on their personal computers. The authors' family members also volunteered to annotate the data. We created Google Forms to gather annotations from annotators. Information on gender, education background and medium of schooling were collected to know the diversity of the annotators. The annotators were cautioned that the user remarks may have hostile language. They were given a provision to discontinue with the annotation process in case the content is too upsetting to deal with. They were asked not to be partial to a specific individual, circumstance or occasion during the annotation process. Each Google form had been set to contain up to 100 comments and each page was limited to contain 10 comments. The annotators were instructed to agree that they understood the scheme before they were allowed to proceed further. The annotation setup involved three stages. To begin with, each sentence was annotated by two individuals. In the second step, the data was included in the collection if both the annotations agreed. In the event of contention, a third individual was asked to annotate the sentence. In the third step, in the uncommon case that all the three of them disagreed, at that point, two additional annotators were brought in to label the sentences. Each form was annotated by at least three annotators.

4.2 Sentiment Analysis

For sentiment analysis, we followed the methodology taken by Chakravarthi et al. (2020c), and involved at least three annotators to label each sentence. The following annotation schema was given to the annotators in English and Dravidian languages.

- **Positive state:** Comment contains an explicit or implicit clue in the content recommending that the speaker is in a positive state.
- **Negative state:** Comment contains an explicit or implicit clue in the content recommending that the speaker is in a negative state.

Positive state: There is an explicit or implicit clue in the text suggesting that the speaker is in a positive state, i.e., happy, admiring, relaxed, forgiving, etc. நேர்மறை உணர்வுநிலை: பதிவிட்டவர் ஆக்கப்பூர்வமான உணர்வுநிலையிலிருந்து எழுதியிருக்கிறார் என்பதற்கு வெளிப்படையாகவோ மறைமுகமாகவோ சான்றுகள் தெரிகின்றன. எ.கா: மகிழ்ச்சி, பிரமிப்பு, அமைதி, மன்னித்தல் முதலிய உணர்வுகள். *

Understand

No

Negative state: There is an explicit or implicit clue in the text suggesting that the speaker is in a negative state, i.e., sad, angry, anxious, violent, etc. எதிர்மறை உணர்வுநிலை: பதிவிட்டவர் எதிர்மறையான உணர்வுநிலையிலிருந்து எழுதியிருக்கிறார் என்பதற்கு வெளிப்படையாகவோ மறைமுகமாகவோ சான்றுகள் தெரிகின்றன. எ.கா: சோகம், கோபம், பதற்றம், வன்மம் முதலியவை. *

Understand

No

Both positive and negative, or mixed, feelings: There is an explicit or implicit clue in the text suggesting that the speaker is experiencing both positive and negative feeling. Example: Comparing two movies நேரும் எதிரும் கலந்த கலவை உணர்வுநிலை: பதிவிட்டவர் கலவையான உணர்வுநிலையிலிருந்து எழுதியிருக்கிறார் என்பதற்கு வெளிப்படையாகவோ மறைமுகமாகவோ சான்றுகள் தெரிகின்றன. எ.கா: இரண்டு திரைப்படங்களை ஒப்பிட்டு பதிவிடுதல். *

Understand

No

Neutral state: There is no explicit or implicit indicator of the speaker's emotional state: Examples are asking for like or subscription or questions about release date or movie dialog etc. நடுநிலை: பேச்சாளரின் உணர்ச்சி நிலைக்கு வெளிப்படையாகவோ மறைமுகமாகவோ குறிப்புகள் எதுவும் இல்லை. எ.கா: லைக் அல்லது சப்ஸ்கிரைப் செய்யச் சொல்லிக் கேட்பது, படம் வெளிவரும் தேதி விவரம் கேட்டல், திரைப்படவசனம் பற்றிய பதிவுகள். *

Understand

No

Fig. 5 Example Google Form with annotation instructions for sentiment analysis

- **Mixed feelings:** Comment contains an explicit or implicit clue in both positive and negative feeling.
- **Neutral state:** Comment does not contain an explicit or implicit indicator of the speaker’s emotional state.
- **Not in intended language:** If the comment is not in the intended language. For example, for Tamil, if the sentence does not contain Tamil written in Tamil script or Latin script, then it is not Tamil.

Figures 5 and 6 show the sample Google Forms for general instructions and sentiment analysis respectively.

4.3 Offensive Language Identification

We constructed offensive language identification dataset for Dravidian languages at different levels of complexity following the work of Zampieri et al. (2019). More generally we expand this to a three-level hierarchical annotation schema. We added a new category **Not in intended language** to account for comments written in a language other than the intended language. Examples for this are the comments written in other Dravidian languages using Roman script. To simplify the annotation decisions, we split offensive language categories into six labels.

- **Not Offensive:** Comment does not contain offence or profanity.
- **Offensive Untargeted:** Comment contains offence or profanity not directed towards any target. These are the comments which contain unacceptable language without targeting anyone.
- **Offensive Targeted Individual:** Comment contains offence or profanity which targets an individual.
- **Offensive Targeted Group:** Comment contains offence or profanity which targets a group or a community.
- **Offensive Targeted Other:** Comment contains offence or profanity which does not belong to any of the previous two categories (e.g. a situation, an issue, an organization or an event).
- **Not in intended language:** If the comment is not in the intended language. For example, in Tamil task, if the sentence does not contain Tamil written in Tamil script or Latin script, then it is not Tamil.

Examples of the Google Forms in English and native language for offensive language identification task are given in Figure 7, Figure 8, and Figure 9. Once the Google Form was ready, we sent it out to an equal number of males and females to enquire their willingness to annotate. We got varied responses from them and so our distribution of male and female annotators involved in the task are different. From Table 1, we can see that only two female annotators volunteered to contribute for Tamil while there were more female annotators for Malayalam and Kannada. For offensive language identification, we can see that there is a balance in gender from Table 2. The majority of the annotators have received postgraduate level of education. We were not able to find volunteers of non-binary gender to annotate our dataset. All the annotators who volunteered to annotate the Tamil-English, Kannada-English and Malayalam-English

Thank you for your help!

Choose the best sentiment *

உழுது பூமியில ரத்தம் சிந்தி அரிசிய அனுப்புற ஒவ்வொரு ஜீவனக்கும், "இந்த நாடு நல்லா இருகணும்னு உழைக்கிற ஒவ்வொரு தொழிலாளிக்கும், "எல்லாதையும் தட்டிகேக்குற உரிமை இருக்கு, **semma super.**

Positive

Negative

Mixed feelings

Neutral

not-Tamil

Choose the best sentiment *

Surya fans kella entha year kond attam tha surya fans like here

Positive

Negative

Mixed feelings

Neutral

not-Tamil

Choose the best sentiment *

Yuvan bgm eppovamaa mass than n U1 rocksss

Positive

Negative

Mixed feelings

Neutral

not-Tamil

Fig. 6 Examples from the first page of the Google form for sentiment analysis

Not Offensive - This post does not contain offense or profanity. Non-offensive posts do not include any form of offense or profanity. வசவல்ல - பதிவில் அவதூறோ வசைச்சொற்களோ இல்லை. அவதூறோ வசைச்சொற்களோ இல்லாத பதிவுகள் இந்த பகுப்பினைக்குள் அடங்கும். *

Understand புரிந்தது

No புரியவில்லை

Offensive - This post contains offensive language or a targeted (veiled or direct) offense. In our annotation, we label a post as offensive if it contains any form of non-acceptable language (profanity) or a targeted offense which can be veiled or direct. To sum up this category includes insults, threats, and posts containing profane language and swear words. வசவு - பதிவில் (நேரடியாகவோ மறைமுகமாகவோ) அவதூறோ தாக்குதல்பேச்சோ இருக்கிறது. எங்கள் கைக்குறிப்பின்படி, ஒரு பதிவில் எந்த வகையிலாவது தகாத சொற்கள் (அவதூறு) அல்லது தாக்குதல்பேச்சு நேரடியாகவோ மறைமுகமாகவோ இருந்தால் அப்பதிவிற்கு வசவு என்று கைக்குறிப்பு இடவேண்டும். மொத்தத்தில் அவமதிப்புகள், மிரட்டல்கள், வசைச்சொற்கள் மற்றும் கெட்டவார்த்தைகள் நிறைந்த பதிவுகள் இந்தப் பகுப்பினைக்குள் அடங்கும். *

Understand புரிந்தது

No புரியவில்லை

Fig. 7 Example Google Form with annotation instructions for offensive language identification

Language		Tamil	Malayalam	Kannada
Gender	Male	9	2	2
	Female	2	4	3
	Non-binary	0	0	0
Higher Education	Undegraduate	2	0	1
	Graduate	2	0	2
	Postgraduate	7	6	2
Medium of Schooling	English	6	5	4
	Native language	5	1	1
Total		11	6	5

Table 1 Annotators Statistics for Sentiment Analysis

datasets had bilingual proficiency in the respective code-mixed pairs and they were prepared to take up the task seriously. From Table 1 and 2, we can observe that the

Offensive_targeted_Individual: Offensive as above and A post containing an insult or a threat to an individual. வசவு இலக்கு தனிநபர்: மேற்கண்டதைப் போலவே வசவு தான் என்றாலும் தனிநபர் மீதான அவதூறோ மிரட்டலோ கொண்ட பதிவுகள் இதில் அடங்கும். *

Understand புரிந்தது

No புரியவில்லை

Offensive_targeted_group: Offensive as above and the target of the offensive post is a group of people considered as a unit due to the same ethnicity, gender or sexual orientation, political affiliation, religious belief, or something else. வசவு இலக்கு குழுக்கள்: மேற்கண்டதைப் போலவே வசவு தான் என்றாலும் இனம், பாலினம், பாலின நாட்டம், அரசியல் சேர்க்கை, மதநம்பிக்கை போன்ற மற்ற பல காரணங்களால் ஒற்றைத் தொகுப்பாய் அறியப்படும் மக்கள் கூட்டத்தைக் குறித்த அவதூறுகள் கொண்ட பதிவுகள் இந்த பகுப்பினைக்குள் அடங்கும். *

Understand புரிந்தது

No புரியவில்லை

Offensive_targeted_other: Offensive as above and The target of the offensive post does not belong to any of the previous two categories (e.g. an organization, a situation, an event, or an issue). வசவு இலக்கு பிற: மேற்கண்டதைப் போலவே வசவு தான் என்றாலும் மேற்படி இரண்டு பகுப்பினைக்குள்ளும் அடங்காதவர்களையோ / அடங்காதனவற்றையோ இலக்காய்க் கொண்ட பதிவு (எ.கா. நிறுவனம், நிலவரம், சம்பவம், விவகாரம் போன்றவை பற்றி) *

Understand புரிந்தது

No புரியவில்லை

Offensive_Untargeted: Offensive as above and A post containing non-targeted profanity and swearing. இலக்கற்ற வசவு: மேற்கண்டதைப் போலவே வசவு தான் என்றாலும் இலக்கில்லாத வசைசொற்களும் கெட்டவார்த்தைகளும் இதில் அடங்கும். *

Understand புரிந்தது

No புரியவில்லை

Fig. 8 Example Google Form with annotation instructions for offensive language identification

Thank you for your help! உதவியமைக்கு நன்றி!

Choose the best state *

Bro vettu Keli paththi pesunga

Not_offensive

Offensive_Untargetede

Offensive_Targeted_Insult_Individual

Offensive_Targeted_Insult_Group

Offensive_Targeted_Insult_Other

not-Tamil

Choose the best state *

கண்ணாடிய திருப்பினா எப்படி ஆட்டோ ஓடும் மொமன்ட்!!

Not_offensive

Offensive_Untargetede

Offensive_Targeted_Insult_Individual

Offensive_Targeted_Insult_Group

Offensive_Targeted_Insult_Other

not-Tamil

Fig. 9 Examples from the first page of the Google Form for offensive language identification

majority of the annotators' medium of schooling is English even though their mother tongue is Tamil, Kannada or Malayalam. For Kannada and Malayalam languages only one annotator from each language received their education through the medium of their native language. Although the medium of education of the participants was skewed towards the English language, we were careful it would not affect the annotation task by ensuring that all of them are fully proficient in using their native language.

A sample form (first assignment) was annotated by experts and a gold standard was created. We manually compared the gold standard annotations with the volunteer submission form. To control the quality of annotation, we eliminated the annotators whose label assignments in the first form were not good. For instance, if the annotators

Language		Tamil	Malayalam	Kannada
Gender	Male	6	2	3
	Female	6	4	2
	Non-binary	0	0	0
Higher Education	Undegraduate	2	0	0
	Graduate	5	0	3
	Postgraduate	5	6	2
Medium of Schooling	English	6	5	3
	Native language	7	1	2
Total		12	6	5

Table 2 Annotators Statistics for Offensive Language Identification

showed an unreasonable delay in responding or if they labelled all sentences with the same label or if more than fifty annotations in a form were wrong, we eliminated those contributions. A total of 22 volunteers and 23 volunteers, for sentiment analysis and offensive language identification tasks respectively, were involved in the process. Once they filled up the Google Form, 100 sentences were sent to them. If an annotator offered to volunteer more, the next Google Form was sent to them with another set of 100 sentences and in this way each volunteer chose to annotate as many sentences from the corpus as they wanted.

	Sentiment Analysis		Offensive Language Identification	
	Nominal	Ordinal	Nominal	Ordinal
Tamil	0.6735	0.6534	0.7452	0.7634
Malayalam	0.8753	0.8463	0.8345	0.8374
Kannada	0.7356	0.7465	0.8456	0.8443

Table 3 Inter-annotator agreement in Krippendorff's alpha

4.4 Inter-annotator agreement

Inter-annotator agreement is a measure of the extent to which the annotators agree in their rating. This is necessary to ensure that the annotation scheme is consistent and that different raters are able to assign the same sentiment label to a given comment. There are two questions related to inter-annotator agreement: How do the annotators agree or disagree in their annotation? How much of the observed agreement or disagreement among the annotators might be due to chance? While the percentage of agreement is fairly straightforward, answering the second question involves defining and modelling what chance is and how to measure the agreement due to chance. There are different inter-annotator agreement measures that are intended to answer this in order to measure the reliability of the annotation. We utilized **Krippendorff's alpha**

(α) (Krippendorff, 1970) to gauge the agreement between annotators because of the nature of our annotation setup. Krippendorff’s alpha is a rigorous statistical measure that accounts for incomplete data and, consequently, does not require every annotator to annotate every sentence. It is also a measure that considers the level of disagreement between the anticipated classes, which is critical in our annotation scheme. For example, if the annotators differ among **Positive** and **Negative** class, this difference is more genuine than when they differ between **Mixed feelings** and **Neutral state**. α is sensitive to such disagreements. α is characterized by:

$$\alpha = 1 - \frac{D_o}{D_e} \quad (1)$$

D_o is the observed disagreement between sentiment labels assigned by the annotators and D_e is the disagreement expected when the coding of sentiments can be attributed to chance rather than due to the inherent property of the sentiment itself.

$$D_o = \frac{1}{n} \sum_c \sum_k o_{ck \text{ metric}} \delta_{ck}^2 \quad (2)$$

$$D_e = \frac{1}{n(n-1)} \sum_c \sum_k n_c \cdot n_k \text{ metric} \delta_{ck}^2 \quad (3)$$

Here o_{ck} , n_c , n_k and n refer to the frequencies of values in the coincidence matrices and *metric* refers to any metric or level of measurement such as nominal, ordinal, interval, ratio and others. Krippendorff’s alpha applies to all these metrics. We used nominal and ordinal metric to calculate inter-annotator agreement. The range of α is between ‘0’ and ‘1’, $1 \geq \alpha \geq 0$. When α is ‘1’ there is perfect agreement between the annotators and when ‘0’ the agreement is entirely due to chance. Care should be taken in interpreting the reliability of the results shown by Krippendorff’s alpha because reliability basically measures the amount of noise in the data. However, the location of noise and the strength of the relationship measured will interfere with the reliability of the estimate. It is customary to require $\alpha \geq .800$. A reasonable rule of thumb that allows for tentative conclusions to be drawn requires $0.67 \leq \alpha \leq 0.8$ while $\alpha \geq .653$ is the lowest conceivable limit. We used *nltk*⁷ for calculating Krippendorff’s alpha (α). The results of inter-annotator agreement between our annotators for different languages on both sentiment analysis and offensive language identification tasks are shown in Table 3.

5 Corpus Statistics

Table 4 and Table 5 show the text statistics (number of words, vocabulary size, number of comments, number of sentences, and average number of words per sentences) for sentiment analysis and offensive language identification for Tamil, Malayalam and Kannada. The Tamil dataset had the highest number of samples while Kannada had the least on both the tasks. On average, each comment contained only one sentence.

⁷ <https://www.nltk.org/>

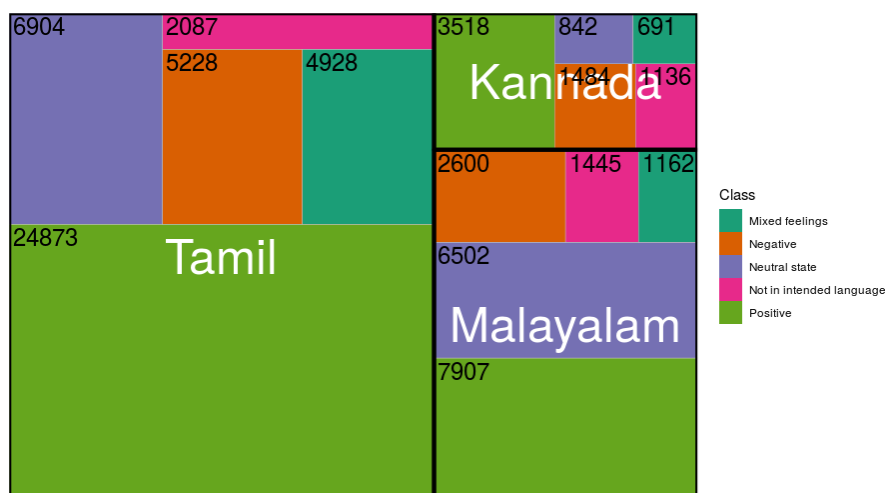


Fig. 10 Treemap for comparing sentiment classes across Tamil, Malayalam and Kannada

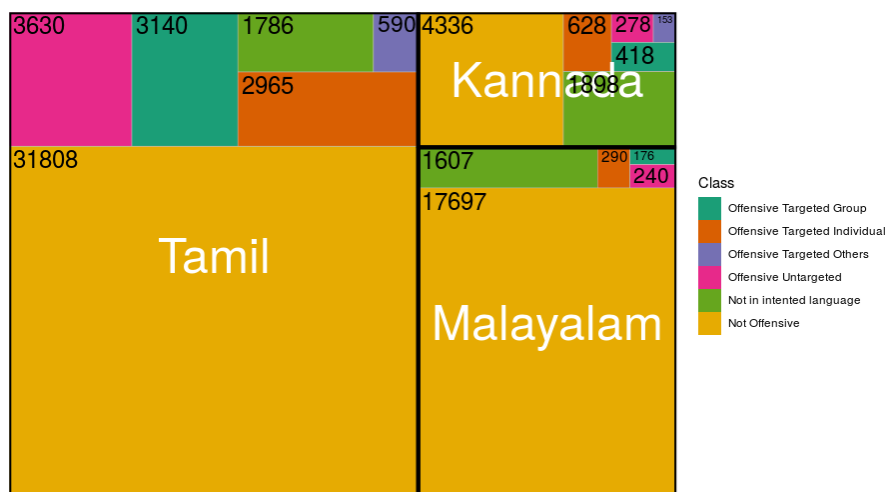


Fig. 11 Treemap for comparing offensive classes across Tamil, Malayalam and Kannada

Table 6 and Table 7 show the class distribution across Tamil, Malayalam and Kannada in sentiment analysis and offensive language identification tasks. Furthermore, tree-maps in Figure 10 and Figure 11 depict the comparative analysis of distribution of sentiment and offensive classes across languages. Figure 10 illustrates that there are more number of samples labelled "Positive" than any other class in all the languages. While the disparity between "Positive" and other classes is large in Tamil, it is not the case with Malayalam and Kannada. In Malayalam, "Neutral state" is the second-largest class in terms of distribution; 6,502 number of comments labelled "Neutral state" could mean that most of the comments in Malayalam are vague remarks as the




Fig. 12 Treemap for comparing offensive classes (excluding Not Offensive class) across Tamil, Malayalam and Kannada

sentiment behind them is unknown. On the other hand, Kannada has the least number of "Neutral state" class. Figure 11 shows that all languages have not-offensive class in the majority. In the case of Tamil, 71% of the total comments are not offensive, while Malayalam has 85% non-offensive comments. But there is no consistent trend observable amongst offensive classes across the languages shown in Figure 12. In the case of Tamil, 60% of the offensive comments are targeted (group or individual). Similar trends are seen in the case of Malayalam (66%) and Kannada (79%). Absence (Malayalam) or least (Tamil, Kannada) number of targeted other category comments points to the fact that most of the offensive comments are targeted towards either an individual or a group. In the case of Kannada, it is interesting to see that 24% out of total comments are in a language other than Kannada. This could mean that a Kannada movie gets a significant amount of audience who are not native Kannada speakers or that Kannada speakers tend to use more languages other than English to generate code-mixed content online.

Language	Tamil	Malayalam	Kannada
Number of words	513,311	224,207	65,002
Vocabulary Size	94,928	57,566	20,665
Number of comments	44,020	19,616	7,671
Number of sentences	52,750	24,014	8,472
Average number of words per sentence	11	11	8
Average number of sentences per comment	1	1	1

Table 4 Corpus statistics for Sentiment Analysis

Language	Tamil	Malayalam	Kannada
Number of words	511,734	202,134	65,702
Vocabulary size	94,772	40,729	20,796
Number of comments	43,919	20,010	7,772
Number of sentences	52,617	23,652	8,586
Average number of words per sentence	11	10	8
Average number of sentences per comment	1	1	1

Table 5 Corpus statistics for Offensive Language Identification

Class	Tamil	Malayalam	Kannada
Negative	5,228 (11.87 %)	2,600 (13.25 %)	1,484 (19.34 %)
Not in intended language	2,087 (4.74 %)	1,445 (7.36 %)	1,136 (14.80 %)
Neutral state	6,904 (15.68 %)	6,502 (33.14 %)	842 (10.97 %)
Mixed feelings	4,928 (11.19 %)	1,162 (5.92 %)	691 (9.00 %)
Positive	24,873 (56.50 %)	7,907 (40.30 %)	3,518 (45.86 %)
Total	44,020	19,616	7,671

Table 6 Sentiment Analysis Dataset Distribution

Class	Tamil	Malayalam	Kannada
Not Offensive	31,808 (72.42 %)	17,697 (88.44 %)	4,336 (55.79 %)
O-Untargeted	3,630 (8.26 %)	240 (1.19 %)	278 (3.57 %)
O-Targeted Individual	2,965 (6.75 %)	290 (1.44 %)	628 (8.08 %)
O-Targeted Group	3,140 (7.14 %)	176 (0.87 %)	418 (5.37 %)
O-Targeted Others	590 (1.34 %)	-	153 (1.96 %)
Not in indented lang	1,786 (4.06 %)	1,607 (8.03 %)	1,898 (24.42 %)
Total	43,919	20,010	7,772

Table 7 Offensive language Identification Dataset Distribution. O-Offensive. O-Untargeted: Offensive Untargeted.

Our datasets are stored in tab separated files. The first column of the tsv file contains the comments from YouTube and the second column has the final annotation.

6 Difficult Examples

The social media comments that form our dataset are code-mixed showing a mixture of Dravidian languages and English. This poses a few major difficulties while annotating the sentiments and offensive language categories on our dataset. Dravidian languages are under-resourced languages and the mixing of scripts makes the annotation task difficult since the annotators must have learned both the scripts, be familiar with how English words are modified to native phonology and how the meaning of certain English words have a different meaning in the given local language. Reading and

understanding the code mixed text often with non-standardised spelling is difficult. Moreover, we have created the annotation labels with the help of volunteer annotators for three languages (not just one language). It is challenging and time consuming to collect this much amount of data from bilingual, volunteer annotators from three different language groups.

While annotating, it was found that some of the comments were ambiguous in conveying the right sentiment of the viewers. Hence the task of annotation for sentiment analysis and offensive language identification seemed difficult. The problems include the comparison of the movie with movies of same or other industries, expression of opinion of different aspects of the movie in the same sentence. Below are a few examples of such comments and details of how we resolved those issues are provided. In this section, we talk about some examples from Tamil language that were difficult to annotate.

- **Enakku iru mugan trailer gnabagam than varuthu** - *All it reminds me of is the trailer of the movie Irumugan.* Not sure whether the speaker enjoyed Irumugan trailer or disliked it or simply observed the similarities between the two trailers. The annotators found it difficult to identify the sentiment behind the comment consistently.
- **Rajini ah vida akshay mass ah irukane** - *Akshay looks more amazing than Rajini.* Difficult to decide if it is a disappointment that the villain looks better than the hero or a positive appreciation for the villain actor. Some annotators interpreted negative sentiment while some others took it as positive.
- **Ada dei nama sambatha da dei** - *I wonder, Is this our sampath? Hey!*. Conflict between neutral and positive.
- **Lokesh kanagaraj movie naalae.... English Rap....Song vandurum** - *If it is a movie of Lokesh kanagaraj, it always has an English rap song.* Ambiguous sentiment.
- **Ayayo bigil aprm release panratha idea iruka lokesh gaaru** - *Oh Dear! Are you even considering releasing the movie Bigil, Mr.Lokesh?*. This comment has a single word ‘garu’⁸ which is a non-Tamil , non-English word borrowed from Telugu language which is a politeness marker. However, in this context the speaker uses the word sarcastically to insult the director because of the undue delay in releasing the movie. The annotators were inconsistent in interpreting this as offensive or not-Tamil.
- **No of dislikes la theriyudhu, idha yaru dislike panni irrupanga nu** - *It is obvious from the number of dislikes as to who would have disliked this (trailer).* The comment below the trailer of a movie which talks about the caste issues in contemporary Tamil society. Based on the content of the trailer, the speaker offensively implies that the scheduled caste people are the ones who would have disliked the movie and not other people. Recognising the offensive undercurrent in a seemingly normal comment is difficult and hence these examples complicate the annotation process.

According to the instructions, questions about music director, movie release date and comments containing speaker’s remarks about the date and time of watching the video

⁸ Telugu word for Mr

should be treated as belonging to neutral class. However the above examples show that some comments about the actors and movies can be ambiguously interpreted as neutral or positive or negative. We found annotator disagreements in such sentences. Below, we give similar examples from Malayalam.

- **Realistic bhoothanghalil ninnu oru vimochanam pratheekshikkunnu** -*Hoping for a deliverance from realistic demons*. No category of audience can be pleased simultaneously. The widespread opinion is that the Malayalam film industry is advancing with more realistic movies. Therefore a group of audience who is more fond of action or non-realistic movies are not satisfied with this culture of realistic movies. In this comment, the viewer is not insulting this growing culture, but expecting that the upcoming film is of his favourite genre. Hence we labelled it non-offensive.
- **Ithilum valiya jhimikki kammal vannatha** - *There was an even bigger ‘pendant earring’*. ‘*Jhimikki kammal*’ was a trending song from a movie of the same actor mentioned here. The movie received huge publicity even before its release because of the song but it turned out to be a disappointment after its release. Thus the annotators got confused whether the comment is meant as an insult or not. But we concluded that the viewer is not offending the present trailer but marks his opinion as a warning for the audience to not judge the book by its cover.
- **Ithu kandittu nalla tholinja comedyaayi thonniyathu enikku mathram aano?**-*Am I the only person here who felt this a stupid comedy?* The meaning of the Malayalam word mentioned here corresponding to the word ‘stupid’ varies with regions of Kerala. Hence the disparity in opinion between annotators who speaks different dialects of Malayalam was evident. Though in few regions it is offensive, generally it is considered as a byword for ‘bad’.
- **aa cinemayude peru kollam. Ithu Dileep ne udheshichanu, ayale mathram udheshichanu** -*The name of that movie is good. It is named after Dileep and intended only for him*. It is quite obvious that there is a chance of imagining several different movie names based on the subjective predisposition of the annotator. As long as the movie name is unknown here, apparently no insult can be proved and there is no profane language used in the sentence either.
- **Kanditt Amala Paul Aadai Tamil mattoru version aanu ennu thonnunu** - *It looks like another version of Amala Paul’s Tamil movie Aadai*. Here the viewer doubts the Malayalam movie ‘Helen’ is similar to the Tamil movie ‘Aadai’. Though the movie ‘Aadai’ was positively received by viewers and critics, we cannot generalize and assume that this comment also as positive only because of this comparison. Hence we add it to the category of ‘mixed feeling’.
- **Evideo oru Hollywood story varunnillee. Oru DBT**. -*Somewhere there is a Hollywood storyline...one doubt*. This is also a comparison comment of that same movie ‘Helen’ mentioned above. Nevertheless, here the difference is that the movie is compared with the Hollywood standard, which is well-known worldwide and is generally considered positive. Hence it is marked as a positive comment.
- **Trailer pole nalla story undayal mathiyarinu**. -*It was good enough to have a good story like the trailer*. Here viewer mentioned about two aspects of the movie viz: ‘trailer’ and ‘story’. He appreciates the trailer but doubts the quality of the story

at the same time. We considered this comment positive because it is clear that he enjoyed the trailer and conveys strong optimism for the movie.

7 Benchmark Systems

In this section, we report the results obtained in three languages for both the tasks in the corpora introduced above. Like many earlier studies, we approach the tasks as text classification tasks. In order to provide a simple baseline, we applied several traditional machine learning algorithms such as Logistic Regression (LR), Support Vector Machine (SVM), Multinomial Naive Bayes (MNB), K-Nearest Neighbours (KNN), Decision Trees (DT) and Random Forests (RF) separately, for both sentiment analysis and offensive language detection on the code-mixed datasets.

	Tamil	Malayalam	Kannada
Training	35,220	15,694	6,136
Development	4,398	1,960	767
Test	4,402	1,962	768
Total	44,020	19,616	7,671

Table 8 Train-Development-Test Data Distribution with 90%-5%-5% train-dev-test split for Sentiment Analysis

	Tamil	Malayalam	Kannada
Training	35,139	16,010	6,217
Development	4,388	1,999	777
Test	4,392	2,001	778
Total	43,919	20,010	7,772

Table 9 Train-Development-Test Data Distribution with 90%-5%-5% train-dev-test for Offensive Language Identification

7.1 Experiments Setup

We used 90%-5%-5% randomly sampled data split for training, development and test set for all the experimental setup. All the duplicated entries were removed from the dataset before the split to make test and development data truly unseen. All the experiments are tuned to the development set and tested on the test set.

7.1.1 Logistic Regression (LR):

LR is one of the base-line machine learning algorithms, which is also a probabilistic classifier used for the task of classification of data (Genkin et al. (2007)). This is basically the transformed version of linear regression using the logistic function (Park (2013)). Accordingly it takes the real-valued features as input which is later multiplied by a weight and the sum is fed to the sigmoid function $\sigma(z)$ also called the logistic function to obtain the class probability (Shah et al. (2020)). The decision is made based on the value set as threshold. Sigmoid function is as given below:

$$\sigma(z) = \frac{1}{1 + e^{-z}} \quad (4)$$

Logistic regression has a close relationship with neural networks as the latter can also be viewed as a stack of several LR classifiers (de Gispert et al. (2015)). Unlike Naïve Bayes which is a generative classifier, LR is a discriminative classifier (Ng and Jordan (2002)). While Naïve Bayes holds strict conditional independence assumptions, LR is evidently more robust to correlated features (Jin and Pedersen (2018)). It means that when there are more than one features say F1,F2,F3 which are absolutely correlated, it will divide the weight W among the features as W1,W2,W3 respectively.

We evaluated the Logistic Regression model with L2 regularization to reduce overfitting. The input features are the Term Frequency Inverse Document Frequency (TF-IDF) values of up to 3 grams. This approach results in the model being trained only on this dataset without taking any pre-trained embeddings.

7.1.2 Support Vector Machine (SVM):

Support Vector Machine are a powerful supervised machine learning algorithm used mainly for classification tasks and for regression as well. The goal of an SVM is to find the hyperplane in an N-dimensional space which distinctly classifies the data points (Ekbal and Bandyopadhyay (2008)). It means, this algorithm clearly draws the decision boundary line between the data points that belong to a particular category and the ones that do not fall into the category. This is applicable to any kind of data that is encoded as a vector. Therefore, if we could produce appropriate vector representations of the data in our hand, we can use SVM to obtain the desired results (Ekbal and Bandyopadhyay (2008)). Here the input features are the same as in LR that is the Term Frequency Inverse Document Frequency (TF-IDF) values of up to 3 grams. We evaluate the SVM model with L2 regularization.

7.1.3 Multinomial Naive Bayes (MNB):

This is a Bayesian classifier that works on the naive assumption of conditional independence of features. This means that each input is independent of the other and this is absolutely unrealistic for real data. Nevertheless, it simplifies several complex tasks and hence validates the need.

We evaluate a Naive Bayes classifier for multinomially distributed data, which is derived from Bayes Theorem that finds the probability of a future event given an

observed event. MNB is a specialized version of Naive Bayes that is designed more for text documents. Whereas simple naive Bayes would model a document as the presence and absence of particular words, MNB explicitly models the word counts and adjusts the underlying calculations to deal with in. Therefore, the input text data is considered as the bag of words with the count of occurrence of words(frequency) alone considered and the position of words are ignored.

Laplace smoothing is performed using $\alpha = 1$ to solve the problem of zero probability and then evaluate the MNB model with TF-IDF vectors.

7.1.4 K-Nearest Neighbour (KNN):

KNN is used for the classification and regression problems but mostly used for classification task. The KNN algorithm stores all available data and classifies, on the basis of similarities, a new data point. This implies that it can be conveniently grouped into a well-suite group using the KNN algorithm as new data emerges. The KNN algorithm assumes that the new upcoming data is related to the available cases and places the new case into the column that is more similar to the categories available. KNN is a non-parametric algorithm as it does not make any assumption on underlying data (Nongmeikapam et al. (2017)). It is often referred to as a lazy learner algorithm because it does not automatically learn from the training set, but instead stores the dataset and performs an operation on the dataset at the time of classification. At the training point, the KNN algorithm only stores the dataset and then classifies the data into a group that is somewhat close to the current data as it encounters new data.

We use KNN for classification with 3,4,5, and 9 neighbours by applying uniform weights.

7.1.5 Decision Tree (DT):

The decision tree develops models of classification or regression in the context of a tree structure. A dataset is broken down into smaller and smaller subsets, while an associated decision tree is gradually built at the same time. A tree with decision nodes and leaf nodes is the final product. Therefore, a decision tree classification works by generating a tree structure, where each node corresponds to a feature name, and the branches correspond to the feature values. The leaves of the tree represent the classification labels. After sequentially choosing alternative decisions, each node is recursively split again, and finally, the classifier defines some rules to predict the result. Decision trees can accommodate high dimensional data and perform classification without needing much computation. In general, a decision tree classifier has reasonable accuracy. While speaking about its cons, they are vulnerable to mistakes in classification problems having many classes and a comparatively limited number of training examples. Moreover, it is computationally costly for preparation which implies the method of growing a decision tree is expensive in terms of computation. Each candidate splitting area must be organized at each node before it can find the best split. Combinations of fields are used in some algorithms and a search must be made for optimum combination weights. Pruning algorithms can also be costly, because it is important to shape and compare multiple candidate sub-trees. Here, maximum

depth was 800, and minimum sample splits were 5 for DT. The criteria were Gini and entropy.

7.1.6 Random Forest (RF):

Random forest is an ensemble classifier that makes its prediction based on the combination of different decision trees trained on datasets of the same size as training set, called bootstraps, created from a random resampling on the training set itself (Breiman, 2001). Once a tree is constructed, a set of bootstraps, which do not include any particular record from the original dataset [out-of-bag (OOB) samples], is used as test set. The error rate of the classification of all the test sets is the OOB estimate of the generalization error. RF showed important advantages over other methodologies regarding the ability to handle highly non-linearly correlated data, robustness to noise, tuning simplicity, and opportunity for efficient parallel processing. Moreover, RF presents another important characteristic: an intrinsic feature selection step, applied prior to the classification task, to reduce the variables space by giving an importance value to each feature. RF follows specific rules for tree growing, tree combination, self-testing and post-processing, it is robust to overfitting and it is considered more stable in the presence of outliers and in very high dimensional parameter spaces than other machine learning algorithms (Caruana and Niculescu-Mizil, 2006). We evaluate the RF model with the same features as DT.

Classifier	Positive	Negative	Mixed feelings	Neutral state	Other language	Macro Avg	Weighted Avg
Support	2503	547	510	631	211	4402	4402
Precision							
SVM	0.57	0.00	0.00	0.00	0.00	0.11	0.32
MNB	0.59	0.79	0.46	0.50	0.50	0.64	0.59
KNN	0.58	0.19	0.13	0.18	0.62	0.34	0.43
DT	0.65	0.32	0.23	0.36	0.52	0.42	0.51
LR	0.76	0.36	0.24	0.39	0.42	0.36	0.58
RF	0.62	0.59	0.71	0.56	0.80	0.66	0.63
Recall							
SVM	1.00	0.00	0.00	0.00	0.00	0.20	0.57
MNB	1.00	0.06	0.00	0.04	0.04	0.28	0.59
KNN	0.70	0.04	0.06	0.29	0.07	0.23	0.46
DT	0.80	0.23	0.14	0.27	0.37	0.36	0.55
LR	0.64	0.43	0.28	0.44	0.64	0.40	0.54
RF	0.97	0.17	0.02	0.19	0.43	0.35	0.62
F-Score							
SVM	0.72	0.00	0.00	0.00	0.00	0.14	0.41
MNB	0.74	0.11	0.01	0.08	0.08	0.28	0.47
KNN	0.63	0.07	0.08	0.23	0.13	0.23	0.42
DT	0.72	0.27	0.17	0.31	0.44	0.38	0.53
LR	0.69	0.39	0.26	0.41	0.51	0.38	0.56
RF	0.76	0.26	0.05	0.28	0.56	0.38	0.53

Table 10 Precision, Recall, and F-score for Tamil Sentiment Analysis

Classifier	Positive	Negative	Mixed feelings	Neutral state	Other language	Macro Avg	Weighted Avg
Support	755	285	131	645	146	1962	1962
Precision							
SVM	0.38	0.00	0.00	0.00	0.00	0.08	0.15
MNB	0.49	0.88	0.00	0.60	0.88	0.57	0.58
KNN	0.43	0.32	0.41	0.37	0.59	0.42	0.41
DT	0.51	0.54	0.35	0.61	0.51	0.50	0.54
LR	0.73	0.57	0.34	0.52	0.50	0.53	0.59
RF	0.62	0.74	0.56	0.51	0.76	0.64	0.61
Recall							
SVM	1.00	0.00	0.00	0.00	0.00	0.20	0.38
MNB	0.92	0.13	0.00	0.45	0.10	0.32	0.53
KNN	0.67	0.12	0.12	0.34	0.21	0.29	0.41
DT	0.79	0.32	0.21	0.40	0.42	0.43	0.53
LR	0.51	0.45	0.32	0.72	0.66	0.53	0.57
RF	0.63	0.31	0.14	0.77	0.41	0.45	0.58
F-Score							
SVM	0.56	0.00	0.00	0.00	0.00	0.11	0.21
MNB	0.64	0.23	0.00	0.52	0.17	0.31	0.46
KNN	0.53	0.17	0.19	0.36	0.30	0.31	0.38
DT	0.62	0.40	0.26	0.49	0.46	0.44	0.51
LR	0.60	0.50	0.33	0.60	0.57	0.52	0.57
RF	0.62	0.44	0.22	0.62	0.53	0.49	0.56

Table 11 Precision, Recall, and F-score for Malayalam Sentiment Analysis

Classifier	Positive	Negative	Mixed feelings	Neutral state	Other language	Macro Avg	Weighted Avg
Support	363	162	57	83	103	768	768
Precision							
RF	0.59	0.70	0.45	0.48	0.53	0.55	0.58
SVM	0.47	0.00	0.00	0.00	0.00	0.09	0.22
MNB	0.54	0.82	1.00	0.75	0.74	0.77	0.68
KNN	0.51	0.67	0.44	0.50	0.55	0.53	0.54
DT	0.59	0.61	0.21	0.39	0.45	0.45	0.53
LR	0.70	0.60	0.24	0.38	0.45	0.47	0.58
Recall							
RF	0.87	0.48	0.06	0.18	0.50	0.42	0.59
SVM	1.00	0.00	0.00	0.00	0.00	0.20	0.47
MNB	0.99	0.36	0.02	0.04	0.14	0.31	0.57
KNN	0.91	0.10	0.07	0.05	0.41	0.31	0.52
DT	0.73	0.48	0.19	0.14	0.47	0.40	0.54
LR	0.69	0.51	0.26	0.36	0.55	0.48	0.57
F-Score							
RF	0.7	0.57	0.11	0.27	0.52	0.43	0.55
SVM	0.64	0.00	0.00	0.00	0.00	0.13	0.30
MNB	0.70	0.50	0.03	0.07	0.23	0.31	0.48
KNN	0.65	0.17	0.12	0.09	0.47	0.30	0.43
DT	0.66	0.54	0.20	0.21	0.46	0.41	0.52
LR	0.70	0.55	0.25	0.37	0.50	0.47	0.57

Table 12 Precision, Recall, and F-score for Kannada Sentiment analysis

Classifier	Not-O	O-untargeted	OTI	OTG	OT-Other	Other language	Macro Avg	Weighted Avg
Support	3190	368	315	288	71	160	4392	4392
Precision								
RF	0.77	0.48	0.65	0.43	1.00	0.88	0.70	0.72
SVM	0.73	0.67	0.25	0.12	0.00	0.91	0.45	0.65
MNB	0.74	0.79	1.00	1.00	0.00	0.96	0.75	0.78
KNN	0.73	0.67	0.25	0.12	0.00	0.91	0.45	0.65
DT	0.80	0.29	0.28	0.20	0.11	0.70	0.40	0.67
LR	0.87	0.29	0.27	0.14	0.03	0.68	0.38	0.71
Recall								
RF	0.99	0.16	0.06	0.03	0.01	0.57	0.31	0.76
SVM	0.99	0.02	0.01	0.02	0.00	0.13	0.19	0.73
MNB	1.00	0.03	0.01	0.00	0.00	0.44	0.25	0.74
KNN	0.99	0.02	0.01	0.02	0.00	0.13	0.19	0.73
DT	0.92	0.20	0.15	0.12	0.03	0.56	0.33	0.72
LR	0.66	0.28	0.30	0.48	0.04	0.72	0.41	0.58
F-Score								
RF	0.86	0.24	0.12	0.06	0.03	0.69	0.33	0.69
SVM	0.84	0.03	0.01	0.03	0.00	0.23	0.19	0.63
MNB	0.85	0.06	0.02	0.01	0.00	0.60	0.26	0.65
KNN	0.84	0.03	0.01	0.03	0.00	0.23	0.19	0.63
DT	0.85	0.24	0.20	0.15	0.04	0.62	0.35	0.69
LR	0.75	0.29	0.28	0.22	0.04	0.70	0.38	0.63

Table 13 Precision, Recall, and F-score for Tamil Offensive Language Identification. O-Offensive, T-Targeted, G-Group.

Classifier	Not-O	O-untargeted	OTI	OTG	OT-Other	Other language	Macro Avg	Weighted Avg
Support	1765	29	27	23	-	157	2001	2001
Precision								
RF	0.95	1.00	1.00	1.00	-	0.95	0.98	0.95
SVM	0.88	0.00	0.00	0.00	-	0.00	0.18	0.78
MNB	0.89	0.00	0.00	0.00	-	0.90	0.36	0.86
KNN	0.95	1.00	1.00	1.00	-	0.90	0.97	0.95
DT	0.95	0.67	0.79	0.65	-	0.82	0.78	0.93
LR	0.97	0.50	0.33	0.30	-	0.52	0.52	0.91
Recall								
RF	1.00	0.45	0.37	0.39	-	0.69	0.58	0.95
SVM	1.00	0.00	0.00	0.00	-	0.00	0.20	0.88
MNB	1.00	0.00	0.00	0.00	-	0.11	0.22	0.89
KNN	0.99	0.48	0.44	0.43	-	0.68	0.61	0.95
DT	0.98	0.55	0.41	0.48	-	0.69	0.62	0.94
LR	0.89	0.72	0.56	0.52	-	0.85	0.71	0.88
F-Score								
RF	0.97	0.62	0.54	0.56	-	0.80	0.70	0.94
SVM	0.94	0.00	0.00	0.00	-	0.00	0.19	0.83
MNB	0.94	0.00	0.00	0.00	-	0.20	0.23	0.85
KNN	0.97	0.65	0.62	0.61	-	0.78	0.72	0.94
DT	0.97	0.60	0.54	0.55	-	0.75	0.68	0.94
LR	0.93	0.59	0.42	0.38	-	0.64	0.59	0.89

Table 14 Precision, Recall, and F-score for Malayalam Offensive Language Identification. O-Offensive, T-Targeted, G-Group.

Classifier	Not-O	O-untargeted	OTI	OTG	OT-Other	Other language	Macro Avg	Weighted Avg
Support	427	33	75	44	14	185	778	778
Precision								
RF	0.65	0.00	0.71	0.43	1.00	0.67	0.58	0.63
SVM	0.55	0.00	0.00	0.00	0.00	0.00	0.09	0.30
MNB	0.60	0.00	0.86	0.00	0.00	0.78	0.37	0.60
KNN	0.61	0.00	0.78	0.67	0.00	0.66	0.45	0.60
DT	0.64	0.21	0.57	0.29	0.25	0.56	0.42	0.57
LR	0.77	0.04	0.63	0.25	0.22	0.64	0.43	0.66
Recall								
RF	0.89	0.00	0.35	0.08	0.06	0.54	0.32	0.66
SVM	1.00	0.00	0.00	0.00	0.00	0.00	0.17	0.55
MNB	0.98	0.00	0.33	0.00	0.00	0.22	0.26	0.62
KNN	0.93	0.00	0.19	0.09	0.00	0.34	0.26	0.61
DT	0.78	0.09	0.51	0.18	0.07	0.45	0.35	0.60
LR	0.76	0.03	0.59	0.23	0.29	0.71	0.43	0.66
F-Score								
RF	0.75	0.00	0.47	0.14	0.11	0.60	0.34	0.61
SVM	0.71	0.00	0.00	0.00	0.00	0.00	0.12	0.39
MNB	0.74	0.00	0.48	0.00	0.00	0.34	0.26	0.54
KNN	0.73	0.00	0.30	0.16	0.00	0.45	0.27	0.55
DT	0.70	0.13	0.54	0.22	0.11	0.50	0.37	0.58
LR	0.77	0.04	0.61	0.24	0.25	0.68	0.43	0.66

Table 15 Precision, Recall, and F-score for Kannada Offensive Language Identification. O-Offensive, T-Targeted, G-Group.

8 Results and Discussion

The results of the experiments with the classifiers described above for both sentiment analysis and offensive language detection are shown in terms of precision, recall, F1-score and support in Table 10, Table 11, Table 12, Table 13, Table 14, and Table 15.

We used sklearn⁹ to develop the models. A macro-average will compute the metrics (precision, recall, F1-score) independently for each class and average them. Thus this metric treats all classes equally, and it does not take the attribute of class imbalance into account. A weighted average takes the metrics from each class just like a macro average, but the contribution of each class to the average is weighted by the number of examples available for it. The number of comments belonging to different classes from both the tasks are listed as the support values in respective tables.

For sentiment analysis, the performance of the various classification algorithms range from being inadequate to average on the code-mixed dataset. Logistic regression, random forest classifiers and decision trees were the ones that fared comparatively better across all sentiment classes. To our surprise, we see that SVM performs poorly, having a worse heterogeneity than the other methods. The precision, recall and F1-score are higher for the "Positive" class followed by the "Negative" class. All the other classes performed very poorly. One of the reasons is the nature of the dataset as the

⁹ <https://scikit-learn.org/stable/>

classes "Mixed feelings" and "Neutral state" are challenging to label for the annotators owing to the problematic examples described before.

For offensive language detection, all the classification algorithms perform equally poorly. We see that logistic regression and random forest are the ones that performed relatively better than the others. The precision, recall and F1-score are higher for the "Not Offensive" class followed by the "Offensive Targeted Individual" and "OL" classes. The reasons for the poor performance of other classes are as same as sentiment analysis. From the tables, we see that the classification algorithms have performed better on the task of sentiment analysis in comparison to that of offensive language detection. One of the main reasons could be the differences in the distributions of the classes among the two different tasks.

When it comes to sentiment analysis dataset in Kannada, out of the total of 7,671 sentences 46% and 19% belong to the "Positive" and the "Negative" classes respectively while the other classes share 9%,11% and 15% respectively. This distribution is better when compared to the Kannada dataset for offensive language detection task where 56% belong to "Not Offensive", while the other class share a low distribution of 4%,8%,6%,2%,24%. Although the distribution of offensive and non-offensive classes is skewed in all the languages, we were able to observe that overwhelmingly higher percentage of comments belonged to non-offensive class in Tamil and Malayalam datasets than Kannada. 72.4% of comments in Tamil and 88.44% comments in Malayalam datasets were non-offensive while in Kannada only 55.79% of the total comments were non-offensive. This explains why the precision, recall and F-score values of identifying the non-offensive class are consistently higher for Tamil and Malayalam data than Kannada. Next to non-offensive class, the number of comments that belonged to "Not in intended language" class was more than the number of comments belonging to one of the offensive classes in Kannada and Malayalam datasets. In other words, it is easier to recognise the "Not offensive" and "Not in intended language" classes because more comments belong to these two classes than other offensive classes. This trend is shown by the tables 13, 14, and 15.

Since we collected the posts from movie trailers, we got more positive sentiment than others as the people who watch trailers are more likely to be interested in movies and this skews the overall distribution. However, as the code-mixing phenomenon is not incorporated in the earlier models, this resource could be taken as a starting point for further research. There is significant room for improvement in code-mixed research with our dataset. In our experiments, we only utilized the machine learning methods, but more information such as linguistic information or hierarchical meta-embedding can be utilized.

9 Conclusion

This work introduced code-mixed dataset of the under-resourced Dravidian languages. This data set comprises more than 60,000 comments annotated for sentiment analysis and offensive language identification. To improve the research in the under-resourced Dravidian languages, we created an annotation scheme and achieved a high inter-annotator agreement in terms of Krippendorff α from voluntary annotators on contribu-

tions collected using Google Form. We created baselines with gold standard annotated data and presented our results for each class in precision, recall, and F-Score. We expect this resource will enable the researchers to address new and exciting problems in code-mixed research. In future work, we intend to investigate whether we can apply these corpora to build corpora for other under-resourced Dravidian languages.

Acknowledgements Authors Bharathi Raja Chakravarthi, Shardul Suryawanshi, and John Phillip McCrae were supported in part by a research grant from Science Foundation Ireland (SFI) under Grant Number SFI/12/RC/2289_P2 (Insight_2), co-funded by the European Regional Development Fund and Irish Research Council grant IRCLA/2017/129 (CARDAMOM-Comparative Deep Models of Language for Minority and Historical Languages).

References

- Agarwal A, Xie B, Vovsha I, Rambow O, Passonneau R (2011) Sentiment analysis of twitter data. In: Proceedings of the Workshop on Language in Social Media (LSM 2011), Association for Computational Linguistics, Portland, Oregon, pp 30–38, URL <https://www.aclweb.org/anthology/W11-0705>
- Agrawal R, Chentil Kumar V, Muralidharan V, Sharma D (2018) No more beating about the bush : A step towards idiom handling for Indian language NLP. In: Proceedings of the Eleventh International Conference on Language Resources and Evaluation (LREC-2018), European Languages Resources Association (ELRA), Miyazaki, Japan, URL <https://www.aclweb.org/anthology/L18-1048>
- Bali K, Sharma J, Choudhury M, Vyas Y (2014) “I am borrowing ya mixing ?” an analysis of English-Hindi code mixing in Facebook. In: Proceedings of the First Workshop on Computational Approaches to Code Switching, Association for Computational Linguistics, Doha, Qatar, pp 116–126, DOI 10.3115/v1/W14-3914, URL <https://www.aclweb.org/anthology/W14-3914>
- Barman U, Das A, Wagner J, Foster J (2014) Code mixing: A challenge for language identification in the language of social media. In: Proceedings of the First Workshop on Computational Approaches to Code Switching, Association for Computational Linguistics, Doha, Qatar, pp 13–23, DOI 10.3115/v1/W14-3902, URL <https://www.aclweb.org/anthology/W14-3902>
- Breiman L (2001) Random forests. *Machine learning* 45(1):5–32
- Caruana R, Niculescu-Mizil A (2006) An empirical comparison of supervised learning algorithms. In: Proceedings of the 23rd international conference on Machine learning, pp 161–168
- Chakravarthi BR (2020) HopeEDI: A multilingual hope speech detection dataset for equality, diversity, and inclusion. In: Proceedings of the Third Workshop on Computational Modeling of People’s Opinions, Personality, and Emotion’s in Social Media, Association for Computational Linguistics, Barcelona, Spain (Online), pp 41–53, URL <https://www.aclweb.org/anthology/2020.peoples-1.5>
- Chakravarthi BR, Muralidaran V (2021) Findings of the shared task on hope speech detection for equality, diversity, and inclusion. In: Proceedings of the First Workshop on Language Technology for Equality, Diversity and Inclusion, Association for

- Computational Linguistics, Kyiv, pp 61–72, URL <https://www.aclweb.org/anthology/2021.ltedi-1.8>
- Chakravarthi BR, Anand Kumar M, McCrae JP, Premjith B, Soman K, Mandl T (2020a) Overview of the track on HASOC-offensive Language Identification-DravidianCodeMix. In: Working Notes of the Forum for Information Retrieval Evaluation (FIRE 2020). CEUR Workshop Proceedings, CEUR-WS. org
- Chakravarthi BR, Jose N, Suryawanshi S, Sherly E, McCrae JP (2020b) A sentiment analysis dataset for code-mixed Malayalam-English. In: Proceedings of the 1st Joint Workshop of SLTU (Spoken Language Technologies for Under-resourced languages) and CCURL (Collaboration and Computing for Under-Resourced Languages) (SLTU-CCURL 2020), European Language Resources Association (ELRA), Marseille, France
- Chakravarthi BR, Muralidaran V, Priyadharshini R, McCrae JP (2020c) Corpus creation for sentiment analysis in code-mixed Tamil-English text. In: Proceedings of the 1st Joint Workshop of SLTU (Spoken Language Technologies for Under-resourced languages) and CCURL (Collaboration and Computing for Under-Resourced Languages) (SLTU-CCURL 2020), European Language Resources Association (ELRA), Marseille, France
- Chakravarthi BR, Priyadharshini R, Muralidaran V, Suryawanshi S, Jose N, Sherly E, McCrae JP (2020d) Overview of the Track on Sentiment Analysis for Dravidian Languages in Code-Mixed Text. In: Forum for Information Retrieval Evaluation, Association for Computing Machinery, New York, NY, USA, FIRE 2020, p 21–24, DOI 10.1145/3441501.3441515, URL <https://doi.org/10.1145/3441501.3441515>
- Chakravarthi BR, Priyadharshini R, Jose N, Kumar M A, Mandl T, Kumaresan PK, Ponnusamy R, R L H, McCrae JP, Sherly E (2021) Findings of the shared task on offensive language identification in Tamil, Malayalam, and Kannada. In: Proceedings of the First Workshop on Speech and Language Technologies for Dravidian Languages, Association for Computational Linguistics, Kyiv, pp 133–145, URL <https://www.aclweb.org/anthology/2021.dravidianlangtech-1.17>
- Chanda A, Das D, Mazumdar C (2016) Unraveling the English-Bengali code-mixing phenomenon. In: Proceedings of the Second Workshop on Computational Approaches to Code Switching, Association for Computational Linguistics, Austin, Texas, pp 80–89, DOI 10.18653/v1/W16-5810, URL <https://www.aclweb.org/anthology/W16-5810>
- Cieliebak M, Deriu JM, Egger D, Uzdilli F (2017) A twitter corpus and benchmark resources for German sentiment analysis. In: Proceedings of the Fifth International Workshop on Natural Language Processing for Social Media, Association for Computational Linguistics, Valencia, Spain, pp 45–51, DOI 10.18653/v1/W17-1106, URL <https://www.aclweb.org/anthology/W17-1106>
- Clarke I, Grieve J (2017) Dimensions of abusive language on twitter. In: Proceedings of the First Workshop on Abusive Language Online, Association for Computational Linguistics, Vancouver, BC, Canada, pp 1–10, DOI 10.18653/v1/W17-3001, URL <https://www.aclweb.org/anthology/W17-3001>
- Ekbal A, Bandyopadhyay S (2008) Bengali named entity recognition using support vector machine. NER for South and South East Asian Languages p 51

- Genkin A, Lewis D, Madigan D (2007) Large-Scale Bayesian Logistic Regression for Text Categorization. *Technometrics* 49, DOI 10.1198/004017007000000245
- de Gispert A, Iglesias G, Byrne B (2015) Fast and accurate preordering for SMT using neural networks. In: *Proceedings of the 2015 Conference of the North American Chapter of the Association for Computational Linguistics: Human Language Technologies*, Association for Computational Linguistics, Denver, Colorado, pp 1012–1017, DOI 10.3115/v1/N15-1105, URL <https://www.aclweb.org/anthology/N15-1105>
- Gitari ND, Zuping Z, Damien H, Long J (2015) A lexicon-based approach for hate speech detection. *International Journal of Multimedia and Ubiquitous Engineering* 10(4):215–230
- Hu M, Liu B (2004) Mining and summarizing customer reviews. In: *Proceedings of the Tenth ACM SIGKDD International Conference on Knowledge Discovery and Data Mining*, Association for Computing Machinery, New York, NY, USA, KDD '04, p 168–177, DOI 10.1145/1014052.1014073, URL <https://doi.org/10.1145/1014052.1014073>
- Jiang Q, Chen L, Xu R, Ao X, Yang M (2019) A challenge dataset and effective models for aspect-based sentiment analysis. In: *Proceedings of the 2019 Conference on Empirical Methods in Natural Language Processing and the 9th International Joint Conference on Natural Language Processing (EMNLP-IJCNLP)*, Association for Computational Linguistics, Hong Kong, China, pp 6279–6284, DOI 10.18653/v1/D19-1654, URL <https://www.aclweb.org/anthology/D19-1654>
- Jin S, Pedersen T (2018) Duluth UROP at SemEval-2018 task 2: Multilingual emoji prediction with ensemble learning and oversampling. In: *Proceedings of The 12th International Workshop on Semantic Evaluation*, Association for Computational Linguistics, New Orleans, Louisiana, pp 482–485, DOI 10.18653/v1/S18-1077, URL <https://www.aclweb.org/anthology/S18-1077>
- Jose N, Chakravarthi BR, Suryawanshi S, Sherly E, McCrae JP (2020) A survey of current datasets for code-switching research. In: *2020 6th International Conference on Advanced Computing & Communication Systems (ICACCS)*
- Kouloumpis E, Wilson T, Moore J (2011) Twitter Sentiment Analysis: The Good the Bad and the OMG! In: *Fifth International AAAI conference on weblogs and social media*, Citeseer
- Krippendorff K (1970) Estimating the reliability, systematic error and random error of interval data. *Educational and Psychological Measurement* 30(1):61–70, DOI 10.1177/001316447003000105, URL <https://doi.org/10.1177/001316447003000105>, <https://doi.org/10.1177/001316447003000105>
- Krishna PV, Misra S, Joshi D, Obaidat MS (2013) Learning automata based sentiment analysis for recommender system on cloud. In: *2013 International Conference on Computer, Information and Telecommunication Systems (CITS)*, IEEE, pp 1–5
- Krishnamurti B (2003) *The Dravidian languages*. Cambridge University Press
- Kumar BS, Thenmozhi D, Kayalvizhi S (2020) Tamil paraphrase detection using encoder-decoder neural networks. In: *International Conference on Computational Intelligence in Data Science*, Springer, pp 30–42
- Kumar R, Ojha AK, Malmasi S, Zampieri M (2018) Benchmarking aggression identification in social media. In: *Proceedings of the First Workshop on Trolling, Ag-*

- gression and Cyberbullying (TRAC-2018), Association for Computational Linguistics, Santa Fe, New Mexico, USA, pp 1–11, URL <https://www.aclweb.org/anthology/W18-4401>
- Mæhlum P, Barnes J, Øvreid L, Velldal E (2019) Annotating evaluative sentences for sentiment analysis: a dataset for Norwegian. In: Proceedings of the 22nd Nordic Conference on Computational Linguistics, Linköping University Electronic Press, Turku, Finland, pp 121–130, URL <https://www.aclweb.org/anthology/W19-6113>
- Mandl T, Modha S, Kumar M A, Chakravarthi BR (2020) Overview of the HASOC Track at FIRE 2020: Hate Speech and Offensive Language Identification in Tamil, Malayalam, Hindi, English and German. In: Forum for Information Retrieval Evaluation, Association for Computing Machinery, New York, NY, USA, FIRE 2020, p 29–32, DOI 10.1145/3441501.3441517, URL <https://doi.org/10.1145/3441501.3441517>
- Musto C, de Gemmis M, Semeraro G, Lops P (2017) A multi-criteria recommender system exploiting aspect-based sentiment analysis of users’ reviews. In: Proceedings of the eleventh ACM conference on recommender systems, pp 321–325
- Ng AY, Jordan MI (2002) On discriminative vs. generative classifiers: A comparison of logistic regression and naive bayes. In: Advances in neural information processing systems, pp 841–848
- Nongmeikapam K, Kumar W, Singh MP (2017) Exploring an efficient handwritten Manipuri meetei-mayek character recognition using gradient feature extractor and cosine distance based multiclass k-nearest neighbor classifier. In: Proceedings of the 14th International Conference on Natural Language Processing (ICON-2017), NLP Association of India, Kolkata, India, pp 328–337, URL <https://www.aclweb.org/anthology/W17-7541>
- Pang B, Lee L (2004) A sentimental education: Sentiment analysis using subjectivity summarization based on minimum cuts. In: Proceedings of the 42nd Annual Meeting of the Association for Computational Linguistics (ACL-04), Barcelona, Spain, pp 271–278, DOI 10.3115/1218955.1218990, URL <https://www.aclweb.org/anthology/P04-1035>
- Park H (2013) An introduction to logistic regression: from basic concepts to interpretation with particular attention to nursing domain. *Journal of Korean Academy of Nursing* 43(2):154–164
- Patwa P, Aguilar G, Kar S, Pandey S, PYKL S, Gambäck B, Chakraborty T, Solorio T, Das A (2020) Semeval-2020 task 9: Overview of sentiment analysis of code-mixed tweets. In: Proceedings of the 14th International Workshop on Semantic Evaluation (SemEval-2020), Association for Computational Linguistics, Barcelona, Spain
- Pratapa A, Bhat G, Choudhury M, Sitaram S, Dandapat S, Bali K (2018) Language modeling for code-mixing: The role of linguistic theory based synthetic data. In: Proceedings of the 56th Annual Meeting of the Association for Computational Linguistics (Volume 1: Long Papers), Association for Computational Linguistics, Melbourne, Australia, pp 1543–1553, DOI 10.18653/v1/P18-1143, URL <https://www.aclweb.org/anthology/P18-1143>
- Rani P, Suryawanshi S, Goswami K, Chakravarthi BR, Fransen T, McCrae JP (2020) A comparative study of different state-of-the-art hate speech detection methods

- for Hindi-English code-mixed data. In: Proceedings of the Second Workshop on Trolling, Aggression and Cyberbullying, European Language Resources Association (ELRA), Marseille, France
- Ranjan P, Raja B, Priyadarshini R, Balabantaray RC (2016) A comparative study on code-mixed data of Indian social media vs formal text. In: 2016 2nd International Conference on Contemporary Computing and Informatics (IC3I), pp 608–611, DOI 10.1109/IC3I.2016.7918035
- Rogers A, Romanov A, Rumshisky A, Volkova S, Gronas M, Gribov A (2018) RuSentiment: An enriched sentiment analysis dataset for social media in Russian. In: Proceedings of the 27th International Conference on Computational Linguistics, Association for Computational Linguistics, Santa Fe, New Mexico, USA, pp 755–763, URL <https://www.aclweb.org/anthology/C18-1064>
- Sakuntharaj R, Mahesan S (2016) A novel hybrid approach to detect and correct spelling in Tamil text. In: 2016 IEEE International Conference on Information and Automation for Sustainability (ICIAfS), IEEE, pp 1–6
- Sakuntharaj R, Mahesan S (2017) Use of a novel hash-table for speeding-up suggestions for misspelt Tamil words. In: 2017 IEEE International Conference on Industrial and Information Systems (ICIIS), IEEE, pp 1–5
- Sakuntharaj R, Mahesan S (2018a) Detecting and correcting real-word errors in Tamil sentences. *Ruhuna Journal of Science* 9(2)
- Sakuntharaj R, Mahesan S (2018b) A refined pos tag sequence finder for Tamil sentences. In: 2018 IEEE International Conference on Information and Automation for Sustainability (ICIAfS), IEEE, pp 1–6
- Severyn A, Moschitti A, Uryupina O, Plank B, Filippova K (2014) Opinion mining on YouTube. In: Proceedings of the 52nd Annual Meeting of the Association for Computational Linguistics (Volume 1: Long Papers), Association for Computational Linguistics, Baltimore, Maryland, pp 1252–1261, DOI 10.3115/v1/P14-1118, URL <https://www.aclweb.org/anthology/P14-1118>
- Shah K, Patel H, Sanghvi D, Shah M (2020) A comparative analysis of logistic regression, random forest and KNN models for the text classification. *Augmented Human Research* 5(1):1–16
- Shalini K, Ganesh HB, Kumar MA, Soman KP (2018) Sentiment analysis for code-mixed Indian social media text with distributed representation. In: 2018 International Conference on Advances in Computing, Communications and Informatics (ICACCI), pp 1126–1131
- Sowmya Lakshmi BS, Shambhavi BR (2017) An Automatic Language Identification System for Code-Mixed English-Kannada Social Media Text. In: 2017 2nd International Conference on Computational Systems and Information Technology for Sustainable Solution (CSITSS), pp 1–5, DOI 10.1109/CSITSS.2017.8447784
- Sridhar SN (1978) On the functions of code-mixing in kannada. *International Journal of the Sociology of Language* 1978(16):109–118
- Thamburaj KP, Renganathan V (2015) A critical study of spm tamil literature exam paper. *Asian Journal of Assessment in Teaching and Learning* 5:13–24
- Thamburaj KP, Arumugum L, Samuel SJ (2015) An analysis on keyboard writing skills in online learning. In: 2015 International Symposium on Technology Management and Emerging Technologies (ISTMET), IEEE, pp 373–377

- Thavareesan S, Mahesan S (2019) Sentiment Analysis in Tamil Texts: A Study on Machine Learning Techniques and Feature Representation. In: 2019 14th Conference on Industrial and Information Systems (ICIIS), pp 320–325, DOI 10.1109/ICIIS47346.2019.9063341
- Thavareesan S, Mahesan S (2020a) Sentiment Lexicon Expansion using Word2vec and fastText for Sentiment Prediction in Tamil texts. In: 2020 Moratuwa Engineering Research Conference (MERCon), pp 272–276, DOI 10.1109/MERCon50084.2020.9185369
- Thavareesan S, Mahesan S (2020b) Word embedding-based Part of Speech tagging in Tamil texts. In: 2020 IEEE 15th International Conference on Industrial and Information Systems (ICIIS), pp 478–482, DOI 10.1109/ICIIS51140.2020.9342640
- Thenmozhi D, Aravindan C (2018) Ontology-based Tamil–English cross-lingual information retrieval system. *Sādhanā* 43(10):1–14
- Thottingal S (2019) Finite state transducer based morphology analysis for Malayalam language. In: Proceedings of the 2nd Workshop on Technologies for MT of Low Resource Languages, European Association for Machine Translation, Dublin, Ireland, pp 1–5, URL <https://www.aclweb.org/anthology/W19-6801>
- Tian Y, Galery T, Dulcinati G, Molimpakis E, Sun C (2017) Facebook sentiment: Reactions and emojis. In: Proceedings of the Fifth International Workshop on Natural Language Processing for Social Media, Association for Computational Linguistics, Valencia, Spain, pp 11–16, DOI 10.18653/v1/W17-1102, URL <https://www.aclweb.org/anthology/W17-1102>
- Vikram TN, Urs SR (2007) Development of Prototype Morphological Analyzer for the South Indian Language of Kannada, Springer Berlin Heidelberg, Berlin, Heidelberg, pp 109–116
- Vyas Y, Gella S, Sharma J, Bali K, Choudhury M (2014) POS tagging of English-Hindi code-mixed social media content. In: Proceedings of the 2014 Conference on Empirical Methods in Natural Language Processing (EMNLP), Association for Computational Linguistics, Doha, Qatar, pp 974–979, DOI 10.3115/v1/D14-1105, URL <https://www.aclweb.org/anthology/D14-1105>
- Wiebe J, Wilson T, Cardie C (2005) Annotating expressions of opinions and emotions in language. *Language Resources and Evaluation* 39(2):165–210, DOI 10.1007/s10579-005-7880-9, URL <https://doi.org/10.1007/s10579-005-7880-9>
- Wilson T, Wiebe J, Hoffmann P (2005) Recognizing contextual polarity in phrase-level sentiment analysis. In: Proceedings of Human Language Technology Conference and Conference on Empirical Methods in Natural Language Processing, Association for Computational Linguistics, Vancouver, British Columbia, Canada, pp 347–354, URL <https://www.aclweb.org/anthology/H05-1044>
- Winata GI, Lin Z, Fung P (2019) Learning multilingual meta-embeddings for code-switching named entity recognition. In: Proceedings of the 4th Workshop on Representation Learning for NLP (RepL4NLP-2019), Association for Computational Linguistics, Florence, Italy, pp 181–186, DOI 10.18653/v1/W19-4320, URL <https://www.aclweb.org/anthology/W19-4320>
- Zampieri M, Malmasi S, Nakov P, Rosenthal S, Farra N, Kumar R (2019) Predicting the type and target of offensive posts in social media. In: Proceedings of the 2019 Conference of the North American Chapter of the Association for

Computational Linguistics: Human Language Technologies, Volume 1 (Long and Short Papers), Association for Computational Linguistics, Minneapolis, Minnesota, pp 1415–1420, DOI 10.18653/v1/N19-1144, URL <https://www.aclweb.org/anthology/N19-1144>

Zampieri M, Nakov P, Rosenthal S, Atanasova P, Karadzhov G, Mubarak H, Derczynski L, Pitenis Z, Çöltekin c (2020) SemEval-2020 Task 12: Multilingual Offensive Language Identification in Social Media (OffensEval 2020). In: Proceedings of SemEval