







# Mungojerrie: Reinforcement Learning of Linear-Time Objectives<sup>\*</sup>

Ernst Moritz Hahn<sup>1</sup>, Mateo Perez<sup>2</sup>, Sven Schewe<sup>3</sup>, Fabio Somenzi<sup>2</sup>,  
Ashutosh Trivedi<sup>2</sup>, and Dominik Wojtczak<sup>3</sup>

<sup>1</sup> University of Twente, The Netherlands

<sup>2</sup> University of Colorado Boulder, USA

<sup>3</sup> University of Liverpool, UK

**Abstract.** Reinforcement learning synthesizes controllers without prior knowledge of the system. At each timestep, a reward is given. The controllers optimize the discounted sum of these rewards.

Applying this class of algorithms requires designing a reward scheme, which is typically done manually. The designer must ensure that their intent is accurately captured. This may not be trivial, and is prone to error. An alternative to this manual programming, akin to programming directly in assembly, is to specify the objective in a formal language and have it “compiled” to a reward scheme.

Mungojerrie ([plv.colorado.edu/mungojerrie](http://plv.colorado.edu/mungojerrie)) is a tool for testing reward schemes for  $\omega$ -regular objectives on finite models. The tool contains reinforcement learning algorithms and a probabilistic model checker. Mungojerrie supports models specified in PRISM and  $\omega$ -automata specified in HOA.

**Keywords:**  $\omega$ -regular specifications · LTL · Reinforcement Learning · logic · stochastic games · probabilistic model checking

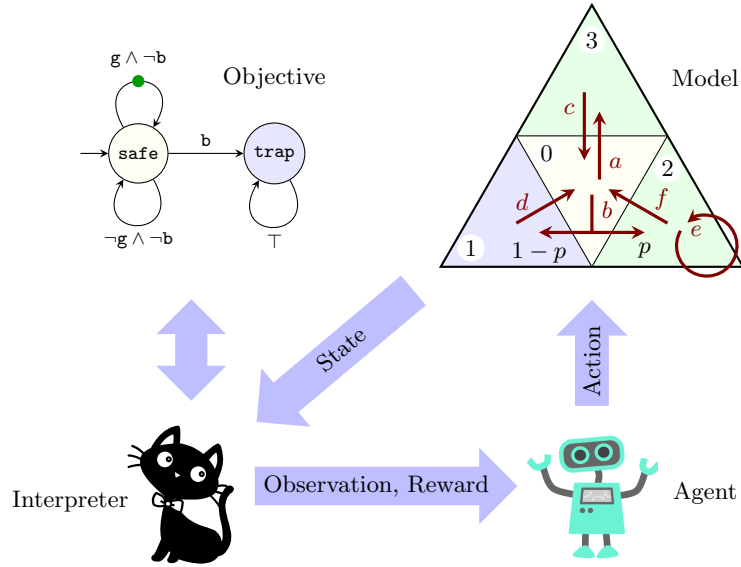
## 1 Introduction

Reinforcement learning (RL [33]) has seen a surge of impressive results in recent years [31,25,24]. RL agents explore a potentially unknown environment, receiving rewards which provide feedback on performance. The agent then seeks to maximize performance. This process is known as “learning.” For environments which are unknown, RL is a particularly attractive technique due to its ability to optimize without needing to explicitly construct a model internally. Applying RL requires converting the objective of the problem into one that can be optimized via RL; a reward function must be designed.

Currently, the most common way to design the reward function is by hand. This is prone to error [19,35]. Instead, one may consider writing the objective in a formal language and have it converted into a reward function. A natural choice

---

<sup>\*</sup> This work was supported in part by the Engineering and Physical Sciences Research Council through grant EP/P020909/1 and by the National Science Foundation through grant 2009022.



**Fig. 1.** The reinforcement learning loop implemented within Mungojerrie. The interpreter assigns reward to the agent based on the state of the model and automaton.

for this language is Linear Temporal Logic (LTL) [22,27], or more generally,  $\omega$ -regular languages [26].

$\omega$ -regular languages describe infinite sequences. If an infinite run of the system is a word in the  $\omega$ -regular language, then the property is said to have been satisfied. A valid reward scheme for  $\omega$ -regular objectives must be such that the optimal strategies for reinforcement learning are guaranteed to be optimal strategies for the  $\omega$ -regular objective.

Mungojerrie provides the capability to test this by providing the tools to learn reinforcement learning strategies with performance statistics, and test their optimality with respect to the  $\omega$ -regular objective with a model checker. The tool supports finite state and action models specified in PRISM [21], with  $\omega$ -automata in HOA [2].

Figure 2 shows an example Markov Decision Process in which a gambler places bets with the aim of accumulating a wealth of 7 units. In addition the gambler will quit if her wealth wanes to just one unit more than once. This objective is captured by the (deterministic) Büchi automaton of Fig. 3.

Mungojerrie computes a strategy for the gambler that maximizes the probability of satisfaction of the objective. Figure 4 shows the Markov chain that results from following this strategy. This figure was minimally modified from GraphViz [7] output from Mungojerrie. Note that the strategy altogether avoids the state in which  $x = 1$ ; hence it achieves the same probability of success (5/7) as an optimal strategy for the simpler objective of eventually reaching

$x = 7$  (without going broke). Mungojerrie computes the strategy of Fig. 4 by reinforcement learning; it can also verify it by probabilistic model checking.

## 2 Overview of Mungojerrie

### 2.1 Models

The model for the systems used in Mungojerrie consist of finite sets of states and actions, where states are labelled with atomic propositions. There are at most two strategic players: Max player and Min player. Each state is controlled by one player. We call models where all states are controlled by Max player Markov Decision Processes (MDPs) [28]. Else, we refer to them as stochastic games [5].

Mungojerrie supports parsing models specified in the PRISM language. The allowed model types are “mdp” (Markov Decision Process) and “smg” (Stochastic Multiplayer Game) with two players. There should be one initial state. The interface for building the model is exposed, allowing extensions of Mungojerrie to connect with parsers for other languages.

### 2.2 Properties

Our properties are  $\omega$ -regular languages. Starting from the initial state, the players produce an infinite sequence of states with a corresponding infinite sequence of atomic propositions, an  $\omega$ -word. The inclusion of this  $\omega$ -word in our  $\omega$ -regular language determines whether this particular run satisfies the property or not. Max player is trying to maximize the probability that a run is satisfying while Min player is minimizing.

We specify our  $\omega$ -regular language as an  $\omega$ -automaton, which may be nondeterministic. For model checking and reinforcement learning, this nondeterminism must be resolved on the fly. Automata where this can be done in any MDP without changing acceptance are said to be Good-for-MDPs (GFM) [12]. Automata where this can be done in any stochastic game without changing acceptance are said to be Good-for-games (GFG) [18].

In general, nondeterministic Büchi automata are not GFM, but two classes of GFM Büchi automata with limited nondeterminism have been studied: suitable limit-deterministic Büchi automata [9,30] and slim Büchi automata [12].

The user of Mungojerrie can either provide the  $\omega$ -automaton directly or use one of the supported external translators to generate the automaton from LTL with a single call to Mungojerrie. Mungojerrie reads automata specified in the HOA format. The supported LTL translators are EPMC plugin (see Section 3.1), SPOT [6], and Owl [20] for generating slim Büchi, deterministic parity, and suitable limit-deterministic Büchi automata. The user is responsible for the  $\omega$ -automata provided directly having the appropriate property, GFM or GFG.

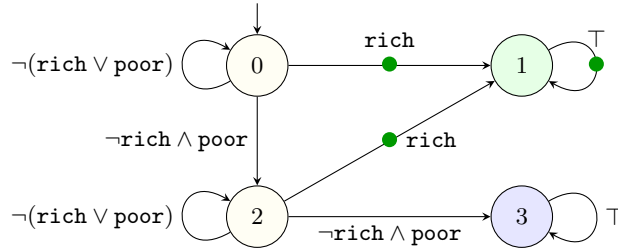
For use in Mungojerrie, the automata must have labels and acceptance conditions on the transitions (not on the states). The acceptance conditions supported by Mungojerrie should be reducible to parity acceptance conditions without altering the transition structure of the automaton. This includes parity, Büchi,

```

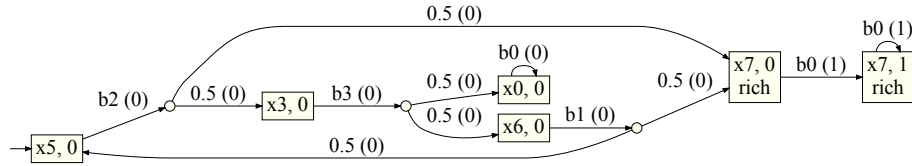
0 mdp
1
2 const int Wealth = 5; // initial gambler's wealth
3 const double p = 1/2; // probability of winning one bet
4
5 label "rich" = x = 7;
6 label "poor" = x = 1;
7
8 module gambler
9   x : [0..7] init Wealth;
10
11   [b0] x=0 ∨ x=7 → true; // absorbing states
12   [b1] x>0 ∧ x<7 → p : (x'=x+1) + (1-p) : (x'=x-1);
13   [b2] x>1 ∧ x<6 → p : (x'=x+2) + (1-p) : (x'=x-2);
14   [b3] x>2 ∧ x<5 → p : (x'=x+3) + (1-p) : (x'=x-3);
15 endmodule

```

**Fig. 2.** A Gambler's Ruin model in the PRISM language. Line 13, for example, says that when  $1 < x < 6$ , the gambler may bet two units because action **b2** is enabled. The '+' sign does double duty: as addition symbol in arithmetic expressions and as separator of probabilistic transitions.



**Fig. 3.** Deterministic Büchi automaton equivalent to the LTL formula  $\neg\text{poor } U(\text{rich} \vee (\text{poor} \wedge X(\neg\text{poor } U \text{rich})))$ . The transitions marked with the green dots are accepting.



**Fig. 4.** Optimal gambler strategy for the objective of Fig. 3. Boxes are decision states and circles are probabilistic choice states. For a decision state, the label gives the value of  $x$  and the state of the automaton. Transitions are labelled with either an action or a probability, and with the priority (1 for accepting and 0 for non-accepting).

co-Büchi, Streett 1 (one pair), and Rabin 1 (one pair) conditions. Nondeterministic automata must have Büchi acceptance conditions. Generalized acceptance conditions are not supported in version 1.0.

### 2.3 Reinforcement Learning

In reinforcement learning, we have a model as described before with the addition of a reward function. The reward function probabilistically assigns a reward  $R_{t+1} \in \mathbb{R}$  dependent on the state and action at timestep  $t$ . As our players move through the model, we produce a sequence of states, actions, and rewards which we index for each timestep  $(S_0, A_0, R_1, S_1, A_1, R_2, \dots)$ . The objective in reinforcement learning is to solve

$$\max_{\pi} \min_{\nu} \mathbb{E}_{\pi, \nu} \left[ \sum_{t=0}^{\infty} \gamma^t R_{t+1} \right],$$

where  $\pi$  is the strategy for Max player,  $\nu$  is the strategy for Min player,  $\gamma \in [0, 1)$  is the discount factor, and  $R_t$  is the reward at timestep  $t$ . We can set  $\gamma = 1$  when with probability 1 we enter an absorbing sink (termination) where we receive no reward. This is called the episodic setting.

Version 1.0 of Mungojerrie includes the stochastic game extensions of Q-learning [34], Double Q-learning [17], and Sarsa( $\lambda$ ) [32] for reinforcement learning in finite state and action models. We collectively refer to parameters which are set by hand prior to running a reinforcement learning algorithm as hyperparameters. Mungojerrie supports changing all hyperparameters from the command line. As the design of Mungojerrie separates the learning agent(s) from the reward scheme, extending Mungojerrie to include another reinforcement learning algorithm is easy.

### 2.4 Reward Schemes

The user of Mungojerrie can either select one of the reward schemes included with the tool or extend the tool to include a new reward scheme. The following reward schemes are included in version 1.0 of Mungojerrie:

- Reward from the PRISM specification.
- The reward scheme from [10].
- The reward scheme from [3].
- The reward schemes from [11].
- The reward schemes from [13].
- The reward scheme from [29].

Note that the reward scheme of [29] may produce sub-optimal strategies [10]. All other schemes guarantee that a strategy that maximizes the expected return of the reward also maximizes the probability that the  $\omega$ -regular objective be satisfied. The separation of the learning agent(s) from the reward scheme makes the inclusion of new schemes easy. The primary effort here will be to modify the construction of the model passed to the model checker if there are additional states beyond those due to the original model and automaton.

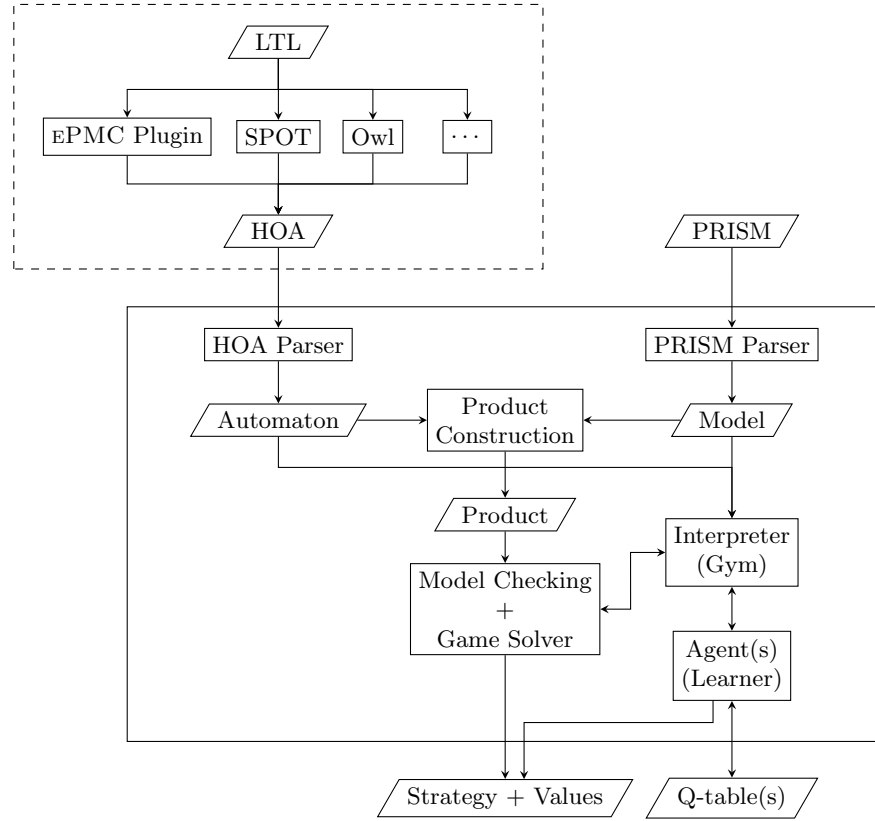


Fig. 5. Mungojerrie's block diagram

### 3 Tool Design

Mungojerrie begins its execution by parsing the input PRISM and HOA. (See upper part of Fig. 5.) The HOA is either read in from a file or piped from a call to one of the supported LTL translators. In particular an LTL translator capable of producing slim Büchi automata [12] comes with the tool. See Section 3.1 for details. Requested automaton modifications, such as determinization, are run after this step.

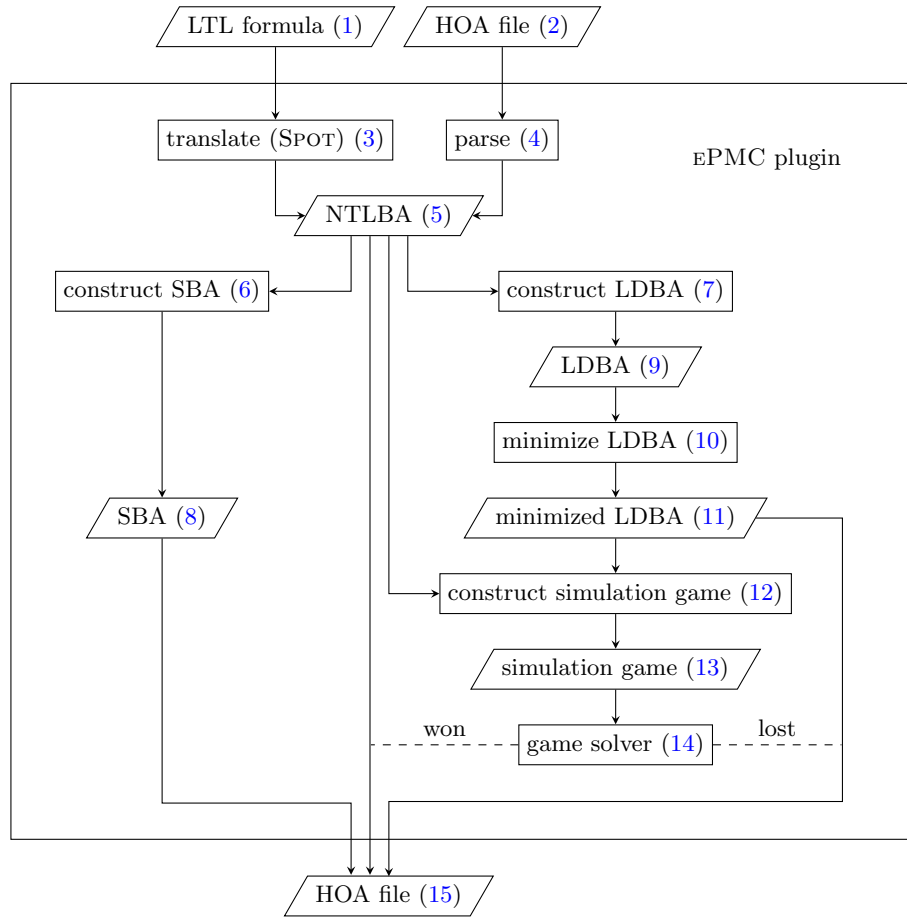
If specified, Mungojerrie creates the synchronous product between the automaton and the model, and runs model checking or game solving. The requested strategy and values are returned. Algorithms used at this step can be found in [1, 14, 15].

If learning has been specified, the interpreter takes the automaton and model, without explicitly forming the product, and provides an interface akin to [4] for the reinforcement learning agent to interact with the environment and receive rewards. When learning is complete, the Q-table(s) can be saved to a file for

later use with Mungojerrie, and the interpreter forms the Markov chain induced by the learned strategy and sends it the model checker for verification.

Mungojerrie is written in C++. It has been tested on Ubuntu 20.04, Ubuntu 18.04, and MacOS 11.2.

### 3.1 Slim Büchi Automata Generation



**Fig. 6.** Automata generation block diagram

We have implemented slim Büchi automata generation as a plugin of the probabilistic model checker ePMC [16]. The process is described in Fig. 6. The starting point is a transition-labelled Büchi automaton in HOA format [2] (2) or an LTL formula (1). In case we are given an automaton in HOA format, we

parse this automaton (4) and if we are given an LTL formula, we use the tool SPOT [6] to transform the formula into an automaton (3). In both cases, we end up with a transition-labelled Büchi automaton (5).

Afterwards, we have two possibilities. The first option is to transform (6) this automaton into a slim Büchi automaton (8) [12]. These automata can then be directly composed with MDPs for model checking or used to produce rewards for learning.

The other option is to construct (7) a suitable limit-deterministic Büchi automaton (SLDBA) (9). Automata of this type consist of an initial part and a final part. A nondeterministic choice only occurs when moving from the initial to the final part by an  $\varepsilon$  transition (a transition without reading a character). SLDBA can be directly composed with MDPs. However, SLDBA directly constructed from general Büchi automata are often quite large, which in turn also means that the product with MDPs would be quite large as well. Therefore, we have implemented further optimization steps. We can apply a number of algorithms to minimize (10) this automaton so as to achieve a smaller SLDBA (11). To do so, we implemented several methods:

- Subsuming the states in the final part with an empty language
- Signature-based strong bisimulation minimization in the final part
- Signature-based strong bisimulation minimization in the initial part
- Language-equivalence of states in the final part
- If we have a state  $s$  in the initial part for which we find a state  $s'$  in the final part where the language of  $s$  and  $s'$  are the same, we can remove all transitions of  $s$  and add an  $\varepsilon$  transition from  $s$  to  $s'$  instead. Automaton states which cannot be reached anymore afterwards can be removed.

Each of these methods has a different potential for minimization as well as runtime: We allow to specify which optimizations are to be used and in which order they are applied.

Once we have optimized the SLDBA, we could directly use it for later composition with an MDP. Another possibility is to prove that the original automaton is already suitable for MDPs. If this is the case, then it is often preferable to use the original automaton: being constructed by specialized tools such as SPOT, it is often smaller than the minimized SLDBA.

The original automaton is suitable if it *simulates* the SLDBA [12]. If it does, then it is also composable with MDPs. Otherwise, it is unknown whether it is suitable for MDPs. In this case, sometimes more complex notions of simulation can be used.

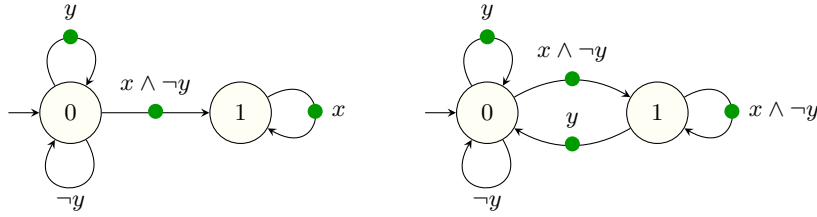
To show simulation, we construct (12) a simulation game, which in our case is a transition-labelled parity game (13) with 3 colors. We solve these games using (a slight variation of) the McNaughton algorithm [23]. (We are aware that specialized algorithms for parity games with 3 colors exist [8]. However, so far the construction of the arena, not solving the game, turned out to be the bottleneck here). If the even player is winning, the simulation holds. Otherwise, more complex notions of simulation can be used, which however lead to larger parity games being constructed. In case the even player is winning for any of



them, we can use the original automaton, otherwise we have to use the SLDBA. In any case, we export the result to an HOA file (15). For illustration and debugging purposes, automata and simulation games can also be exported to the GraphViz format [7].

## 4 Two Use Cases

*Comparing Automata.* An  $\omega$ -regular objective may be described by different automata, many of which may be good-for-MDPs. Mungojerrie can be used to compare the effectiveness of such automata when used in reinforcement learning. Consider the two nondeterministic Büchi automata shown in Fig. 7. Both are equivalent to the LTL formula  $(F G x) \vee (G F y)$ , but the one on the right should be better for learning: long transient sequences of observations that satisfy  $x \wedge \neg y$  may convince the agent to commit to State 1 of the left automaton too soon.

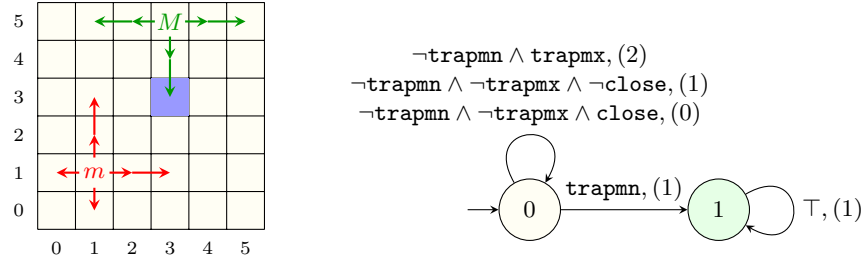


**Fig. 7.** Equivalent, but not equally effective, Büchi automata.

To test this conjecture, we run Mungojerrie on a model with 108 decision nodes organized in two long chains. In one of them the agent sees many  $x$ s for a while, but eventually only sees  $y$ s. In the other chain the situation is reversed. Which chain is followed is up to chance. With 2000 episodes, the right automaton allows  $Q$ -learning to reliably find an optimal strategy (the objective is achieved with probability 1) while the left automaton most of the time learns strategies that achieve the objective with probability 0.5.


*A Game of Pursuit.* Figure 8 describes a stochastic parity game of pursuit in which the Max player ( $M$ ) tries to escape from the Min player ( $m$ ). At each round, each player in turn chooses a direction to move. If movement in that direction is not obstructed by a wall, then the player moves either two squares or one square with equal probabilities. One square of the grid is a trap, which  $m$  must avoid at all times, but  $M$  may visit finitely many times. Player  $M$  should be at least 5 squares away from player  $m$  infinitely often. This objective is described by the LTL property  $(F \neg \text{trap}m) \vee ((F G \neg \text{trap}m) \wedge (G F \neg \text{close}))$ , where  $\text{trap}m$  and  $\text{trap}m$  are true when  $m$  and  $M$  visit the trap square, respectively, and  $\text{close}$  is true when the Manhattan distance between the two players is less than

5 squares. This objective translates to the deterministic parity automaton in Fig. 8, which accepts a word if the maximum recurring priority of its run is odd.



**Fig. 8.** A grid-world stochastic game arena (left) and a deterministic parity automaton for the objective (right).

Unlike the example of Fig. 2, inspection of the Markov chain induced by an optimal strategy is impractical. Instead, Mungojerrie can save the strategy in CSV format. Postprocessing can then produce a graphical representation like the one of Fig. 9. The color gradient shows that, in the main,  $M$ 's strategy is to move away from  $m$ .



**Fig. 9.** Max player learned strategy for the game of Fig. 8 when the automaton is in State 0. (Any strategy will do when the automaton is in State 1.) In each  $6 \times 6$  box the rose-colored square is the position of the minimizing player, while the light-blue square marks the trap.

## References

1. de Alfaro, L.: Formal Verification of Probabilistic Systems. Ph.D. thesis, Stanford University (1998)
2. Babiak, T., Blahoudek, F., Duret-Lutz, A., Klein, J., Křetínský, J., Müller, D., Parker, D., Strejček, J.: The Hanoi omega-automata format. In: Computer Aided Verification (CAV). pp. 479–486 (2015), LNCS 9206
3. Bozkurt, A.K., Wang, Y., Zavlanos, M.M., Pajic, M.: Control synthesis from linear temporal logic specifications using model-free reinforcement learning. CoRR **abs/1909.07299** (2019), <http://arxiv.org/abs/1909.07299>
4. Brockman, G., Cheung, V., Pettersson, L., Schneider, J., Schulman, J., Tang, J., Zaremba, W.: OpenAI Gym. CoRR **abs/1606.01540** (2016)
5. Condon, A.: The complexity of stochastic games. Inf. Comput. **96**(2), 203–224 (1992)
6. Duret-Lutz, A., Lewkowicz, A., Fauchille, A., Michaud, T., Renault, E., Xu, L.: Spot 2.0 — a framework for LTL and  $\omega$ -automata manipulation. In: Proceedings of the 14th International Symposium on Automated Technology for Verification and Analysis (ATVA’16). Lecture Notes in Computer Science, vol. 9938, pp. 122–129. Springer (Oct 2016)
7. Ellson, J., Gansner, E.R., Koutsofios, E., North, S.C., Woodhull, G.: Graphviz and dynagraph - static and dynamic graph drawing tools. In: Jünger, M., Mutzel, P. (eds.) Graph Drawing Software, pp. 127–148. Springer (2004)
8. Etessami, K., Wilke, T., Schuller, A.: Fair simulation relations, parity games, and state space reduction for Büchi automata. In: Orejas, F., Spirakis, P.G., van Leeuwen, J. (eds.) Automata, Languages and Programming: 28th International Colloquium. pp. 694–707. Springer, Crete, Greece (Jul 2001), LNCS 2076
9. Hahn, E.M., Li, G., Schewe, S., Turrini, A., Zhang, L.: Lazy probabilistic model checking without determinisation. In: Concurrency Theory, (CONCUR). pp. 354–367 (2015)
10. Hahn, E.M., Perez, M., Schewe, S., Somenzi, F., Trivedi, A., Wojtczak, D.: Omega-regular objectives in model-free reinforcement learning. In: Tools and Algorithms for the Construction and Analysis of Systems. pp. 395–412 (2019), LNCS 11427
11. Hahn, E.M., Perez, M., Schewe, S., Somenzi, F., Trivedi, A., Wojtczak, D.: Faithful and effective reward schemes for model-free reinforcement learning of omega-regular objectives. In: ATVA: Automated Technology for Verification and Analysis. pp. 108–124 (2020), LNCS 12302
12. Hahn, E.M., Perez, M., Schewe, S., Somenzi, F., Trivedi, A., Wojtczak, D.: Good-for-MDPs automata for probabilistic analysis and reinforcement learning. In: Tools and Algorithms for the Construction and Analysis of Systems. pp. 306–323 (2020), LNCS 12078
13. Hahn, E.M., Perez, M., Schewe, S., Somenzi, F., Trivedi, A., Wojtczak, D.: Model-free reinforcement learning for stochastic parity games. In: CONCUR: International Conference on Concurrency Theory. pp. 21:1–21:16 (Sep 2020), LIPIcs 171
14. Hahn, E.M., Schewe, S., Turrini, A., Zhang, L.: A simple algorithm for solving qualitative probabilistic parity games. In: Computer Aided Verification. pp. 291–311. Part II (2016), LNCS 9780
15. Hahn, E.M., Schewe, S., Turrini, A., Zhang, L.: Synthesising strategy improvement and recursive algorithms for solving 2.5 player parity games. In: Verification, Model Checking, and Abstract Interpretation. pp. 266–287 (2017)

16. Hahn, E., Li, Y., Schewe, S., Turrini, A., Zhang, L.: iscasMc: A web-based probabilistic model checker. In: International Symposium on Formal Methods. pp. 312–317 (May 2014)
17. van Hasselt, H.: Double  $Q$ -learning. In: Advances in Neural Information Processing Systems. pp. 2613–2621 (2010)
18. Henzinger, T.A., Piterman, N.: Solving games without determinization. In: 15th Conference on Computer Science Logic. pp. 394–409. Szeged, Hungary (Sep 2006), LNCS 4207
19. Irpan, A.: Deep reinforcement learning doesn’t work yet. <https://www.alexirpan.com/2018/02/14/rl-hard.html> (2018)
20. Křetínský, J., Meggendorfer, T., Sickert, S.: Owl: A library for  $\omega$ -words, automata, and LTL. In: Automated Technology for Verification and Analysis, ATVA. pp. 543–550 (2018), LNCS 11138
21. Kwiatkowska, M., Norman, G., Parker, D.: PRISM 4.0: Verification of probabilistic real-time systems. In: Computer Aided Verification (CAV). pp. 585–591 (Jul 2011), LNCS 6806
22. Manna, Z., Pnueli, A.: The Temporal Logic of Reactive and Concurrent Systems \*Specification\*. Springer (1991)
23. McNaughton, R.: Testing and generating infinite sequences by a finite automaton. Inf. Control. **9**(5), 521–530 (1966)
24. Mnih, V., Kavukcuoglu, K., Silver, D., et al.: Human-level control through deep reinforcement learning. Nature **518** (2015)
25. OpenAI, Akkaya, I., Andrychowicz, M., Chociej, M., Litwin, M., McGrew, B., Petron, A., Paino, A., Plappert, M., Powell, G., Ribas, R., Schneider, J., Tezak, N., Tworek, J., Welinder, P., Weng, L., Yuan, Q., Zaremba, W., Zhang, L.: Solving rubik’s cube with a robot hand. arXiv preprint (2019)
26. Perrin, D., Pin, J.É.: Infinite Words: Automata, Semigroups, Logic and Games. Elsevier (2004)
27. Pnueli, A.: The temporal semantics of concurrent programs. Theoret. Comput. Science **13**, 45–60 (1981)
28. Puterman, M.L.: Markov Decision Processes: Discrete Stochastic Dynamic Programming. John Wiley & Sons, Inc., New York, NY, USA (1994)
29. Sadigh, D., Kim, E., Coogan, S., Sastry, S.S., Seshia, S.A.: A learning based approach to control synthesis of Markov decision processes for linear temporal logic specifications. In: IEEE Conference on Decision and Control (CDC). pp. 1091–1096 (Dec 2014)
30. Sickert, S., Esparza, J., Jaax, S., Křetínský, J.: Limit-deterministic Büchi automata for linear temporal logic. In: Computer Aided Verification (CAV). pp. 312–332 (2016), LNCS 9780
31. Silver, D., et al.: Mastering the game of Go with deep neural networks and tree search. Nature **529**, 484–489 (Jan 2016)
32. Sutton, R.S.: Learning to predict by the method of temporal differences. Machine Learning **3**, 9–44 (1998)
33. Sutton, R.S., Barto, A.G.: Reinforcement Learning: An Introduction. MIT Press, second edn. (2018)
34. Watkins, C.J.C.H., Dayan, P.:  $Q$ -learning. In: Machine Learning. pp. 279–292 (1992)
35. Wiewiora, E.: Reward shaping. In: Encyclopedia of Machine Learning, pp. 863–865. Springer (2010)