

---

# Strategic Behavior is Bliss: Iterative Voting Improves Social Welfare

---

**Joshua Kavner**

Department of Computer Science  
Rensselaer Polytechnic Institute  
Troy, NY 12180  
kavnej@rpi.edu

**Lirong Xia**

Department of Computer Science  
Rensselaer Polytechnic Institute  
Troy, NY 12180  
xialirong@gmail.com

## Abstract

Recent work in iterative voting has defined the difference in social welfare between the truthful winner and worst-case equilibrium winner, due to repeated strategic manipulations, known as the additive dynamic price of anarchy (AD-PoA) [Brânzei et al., 2013]. While all iterative plurality winners have been shown to differ from truth by at most one initial vote, it is less understood how agents' welfare changes in equilibrium. To this end, we differentiate agents' utility from their iteration mechanism and determine iterative plurality's ADPoA in the worst- and average-case. We first negatively demonstrate that the worst-case ADPoA is linear in the number of agents. In expectation, rather, equilibrium winners have a constant order welfare advantage over the truthful winner. Our positive results illustrate the prospect for social welfare to increase due to strategic manipulation.

## 1 Introduction

Voting is one of the most popular methods for a group of agents to make a collective decision based on their preferences. Whether a decision is for a high-stake presidential election or a routine luncheon, agents submit their preferences and a voting rule is applied to select a winning alternative.

One critical flaw of voting is its susceptibility to strategic manipulations. That is, agents may have an incentive to misreport their preferences to obtain a more favorable outcome. Unfortunately, manipulation is inevitable under any non-dictatorial single-round voting systems when there are three or more alternatives, as recognized by the celebrated Gibbard-Satterthwaite theorem [Gibbard, 1973, Satterthwaite, 1975]. Consequently, much research has sought to prevent manipulation in voting, especially by high computational barriers [Bartholdi et al., 1989, Faliszewski et al., 2010, Faliszewski and Procaccia, 2010]; see [Conitzer and Walsh, 2016] for a recent survey of the field.

While there is a large body of literature on manipulation of single-round voting systems, sequential and iterative voting procedures are less understood. Indeed, sequential and iterative voting happens in a variety of applications, such as Doodle polls or presidential elections, where agents decide their votes after previewing others' responses [Meir et al., 2010, Desmedt and Elkind, 2010, Xia and Conitzer, 2010, Reijngoud and Endriss, 2012, Zou et al., 2015]. Our key question is:

*What is the effect of strategic behavior in sequential and iterative voting?*

A series of work initiated by Meir et al. [2010] characterizes dynamics and equilibria of *iterative voting*, where agents sequentially and myopically update their reported preferences (votes) based on other agents' reports [Reyhani and Wilson, 2012, Lev and Rosenschein, 2012, Brânzei et al., 2013, Grandi et al., 2013, Obratsova et al., 2013, Meir et al., 2014, Rabinovich et al., 2015, Obratsova et al., 2015, Endriss et al., 2016, Meir, 2016, Tsang and Larson, 2016, Koolyk et al., 2017]. While

the convergence of iterative voting has been investigated for many commonly studied voting rules, the effect of strategic behavior, in terms of aggregate social welfare, remains largely unclear. A notable exception is the work by Brânzei et al. [2013], who introduced and characterized the *additive dynamic price of anarchy* (ADPoA) of iterative voting with respect to the plurality, veto, and Borda social choice functions. The (additive) DPoA measures the social welfare (difference) ratio between the truthful winner and the iterative plurality (equilibrium) winner, when an adversary controls both (1) the order in which agents make their strategic manipulations and (2) agents’ truthful preferences altogether, in order to minimize social welfare. In particular, Brânzei et al. [2013] proved that under iterative plurality voting, the number of agents whose top preference is an equilibrium winner is zero or one less than that of the truthful plurality winner. Therefore, strategic behavior does not have a significant negative impact on the social welfare measured by the sum plurality score of the winner. Nevertheless, it is unclear whether this observation holds for other notions of social welfare.

## 1.1 Our Contributions

We address the key question discussed above in the iterative voting framework, proposed by Meir et al. [2010], by characterizing Brânzei et al. [2013]’s ADPoA under plurality dynamics and arbitrary *rank-based utility functions*. Given  $m \geq 3$  alternatives, a ranked-based utility function is characterized by a utility vector  $\vec{u} = (u_1, \dots, u_m)$  with  $u_1 \geq u_2 \geq \dots \geq u_m$  and  $u_1 > u_m \geq 0$ , such that every agent receives the same utility  $u_i$  if their  $i$ -th ranked alternative wins, although different agents may rank different alternatives  $i$ -th.

Our first main result (Theorem 1) states that, unfortunately, for any fixed  $m \geq 3$  and utility vector  $\vec{u}$ , the ADPoA is  $\Theta(n)$ , where  $n$  is the number of agents. Therefore, the positive result by Brânzei et al. [2013] does not extend to utility functions beyond plurality utility.

To overcome this negative worst-case result, we introduce the notion of *expected additive dynamic price of anarchy* (EADPoA), which assumes that agents’ true preferences are generated from a probability distribution. Our second main result (Theorem 2) is positive and surprises us: for any fixed  $m \geq 3$  and utility vector  $\vec{u}$ , the EADPoA is  $-\Omega(1)$  under the i.i.d. uniform distribution, known as *Impartial Culture* (IC) in social choice. In particular, our result suggests that *strategic behavior is bliss* because iterative voting helps agents choose an alternative with higher expected social welfare, regardless of the order of agents’ strategic manipulations.

We provide an experimental justification of our second main result in Appendix B.

## 1.2 Related Work and Discussions

**Implications and limitations of the main results.** Our main result (Theorem 2) compares the social welfare of the worst-case equilibrium winner to that of the truthful plurality winner, instead of the maximum social welfare. It is possible that social welfare can be improved over the truthful profile when a different iterative voting rule is used – measurable via the Price of Stability [Tsang and Larson, 2016]. Nevertheless, we believe that iterative plurality voting is worth studying because of its simplicity and popularity in practice, and it preserves privacy so that agents do not need to reveal their utility functions to the mechanism’s center.

Our main result also assumes rank-based utility functions, which naturally extends [Brânzei et al., 2013]. Even though our main result only works for IC, we are not aware of previous theoretical work on the expected performance of iterative voting under any distribution. We do recognize the empirical results presented by Grandi et al. [2013] that seem to show an increase in Borda score due to plurality dynamics, when agent preferences are independent (IC) or correlated via a Polya-Eggenberger urn distribution [Berg, 1985]. However, our results provide completeness and explanatory power missing in [Grandi et al., 2013]. Generalizing this study to other dynamics, utility functions, and families of distributions is an interesting and important direction for future work.

A second future direction is determining whether the cost of strategic behavior is equitably divided among agents or concentrated among subsets of agents with certain rankings. If the latter, then minority populations with similar preferences might bear the brunt of the iterative voting process, even while the electorate as a whole improves. This disadvantage for unweighted additive social welfare functions could be fixed by incorporating quasi-linear utilities for agents, for example.

**Techniques.** To compute the EADPoA, we partition the (randomly generated) profiles according to their *potential winners* – the alternatives that can be made to win by incrementing their plurality scores by one. We then show that conditioned on the number of potential winners being 2, iterative voting will choose the alternative who beats the other alternative in their head-to-head competition (Lemma 1). This type of “self selection” improves the social welfare over truthful plurality winner by  $\Theta(1)$  in expectation (Lemma 2). We further show that when there are three or more potential winners, the expected welfare loss is no more than  $o(1)$  (Lemmas 3 and 4). Overall, the social welfare is improved in expectation.

**Sequential and iterative voting.** Since its inception in 2010, many researchers have studied the convergence properties of iterative voting under differing assumptions and iteration protocols. Meir et al. [2010] first established the convergence of iterative plurality with deterministic tie-breaking from any initial preference profile or with randomized tie-breaking from the truthful profile. However, this result appears quite sensitive to its assumptions, since the authors found counter-examples when allowing agents to manipulate simultaneously, use better- instead of best-replies, or weigh their votes unequally. Lev and Rosenschein [2012] and Reyhani and Wilson [2012] independently showed that no other scoring rule besides veto necessarily converges, while Koolyk et al. [2017] demonstrated the same for common non-scoring rules, such as Maximin, Copeland, and Bucklin.

Similarly, Obratsova et al. [2013, 2015] and Rabinovich et al. [2015] each analyze the conditions for Nash equilibrium for iterative voting rules and their truth-biased or lazy voting counterparts [Thompson et al., 2013]. Rabinovich et al. [2015] conclude that determining whether a given profile is a reachable Nash equilibrium is NP-complete.

Most iterative voting rules require agents have full information about each others’ votes in order to compute their best-responses. Reijngoud and Endriss [2012] and Endriss et al. [2016], inspired by Chopra et al. [2004], therefore introduce communication graphs and poll information functions to restrict the amount information each agent receives and better respect voter privacy. They subsequently provide susceptibility, immunity, and convergence results according to different voting rules. Tsang and Larson [2016] use these concepts to simulate iterative plurality on a social network and permit agents to infer their best-responses based on their neighbors’ reports. The authors demonstrate how correlating agents’ preferences affects the PoA and DPoA of strategic outcomes.

Sequential and non-iterative voting games were also investigated in the literature. Desmedt and Elkind [2010] characterized the subgame perfect Nash equilibrium of a voting game where agents vote sequentially and are allowed to abstain from voting. Xia and Conitzer [2010] characterized the subgame perfect Nash equilibrium of a similar voting game where agents are not allowed to abstain, and proved that the equilibrium winner is highly unfavorable in the worst case, which can be viewed as an ordinal PoA. Our paper focuses on iterative voting setting proposed by Meir et al. [2010] and is therefore different from these works.

**Best-response mechanisms.** A separate line of research from iterative voting has studied the convergence and acyclicity properties of best-response mechanisms. Monderer and Shapley [1996] first introduced the finite improvement property applied to games with agents that sequentially change their actions. Apt and Simon [2012] and Fabrikant et al. [2010] subsequently characterized better-response dynamics in weakly acyclic games, which encapsulate potential and dominance-solvable games, and demonstrate bounds on finding their Nash equilibrium. The relationship between iterative voting and best-response mechanisms was explored by Meir et al. [2014] and Meir [2016], who fully characterized the acyclicity and local dominance properties of iterative voting rules.

Brânzei et al. [2013] introduced the DPoA, which we expand upon in this work, as a measure of the quality of strategic Nash equilibrium. However, not all iterative social choice functions necessarily converge, but all games with best-response dynamics have cycles or steady-state equilibrium over agents’ joint action space. Such games may instead be characterized by the worst-case ratio (or difference) between the game’s truthful outcome and the average welfare of a stationary distribution over each cycle – known as sink equilibrium and the price of sinking [Goemans et al., 2005]. This serves as a plausible extension to the DPoA, left for future work.

## 2 Preliminaries

**Basic setting.** Let  $\mathcal{A} = [m] \triangleq \{1, \dots, m\}$  denote the set of  $m \geq 3$  alternatives and  $n \in \mathbb{N}$  denote the number of agents. We denote by  $\mathcal{L}(\mathcal{A})$  the set of all strict linear orders over  $\mathcal{A}$  and use  $R_j \in \mathcal{L}(\mathcal{A})$ ,  $j \leq n$  to represent agents' preference rankings. Preferences are aggregated into profile vectors  $P = (R_1, \dots, R_n)$ , and  $\text{top}(R_j) \in \mathcal{A}$  denotes agent  $j$ 's top preferred alternative. For any pair of alternatives  $a, b \in \mathcal{A}$ , we use  $P[a \succ b]$  to denote the number of agents that prefer  $a$  to  $b$  in  $P$ .

**Integer positional scoring rules.** An (integer) positional scoring rule  $r_{\vec{s}}$  is characterized by an integer scoring vector  $\vec{s} = (s_1, \dots, s_m) \in \mathbb{Z}_{\geq 0}^m$  with  $s_1 \geq s_2 \geq \dots \geq s_m \geq 0$  and  $s_1 > s_m$ . For example, *plurality* uses the scoring vector  $\vec{s}_{plu} = (1, 0, \dots, 0)$ , *veto* uses  $(1, \dots, 1, 0)$ , and *Borda* uses  $(m-1, m-2, \dots, 0)$ . In this work we focus on the plurality rule  $r_{plu} = r_{\vec{s}_{plu}}$  and denote by  $s_P(a) = \sum_{R \in P} \mathbb{1}\{\text{top}(R) = a\}$  the *plurality score* of  $a$  according to  $P$ . We use the resolute function  $r_{plu}(P) = \arg \max_{a \in \mathcal{A}} s_P(a)$ , breaking ties lexicographically to select a single winning alternative, favoring that with the smallest index. Assume  $r = r_{plu}$  unless stated otherwise.

**Additive rank-based utility and social welfare.** We assume that agents have additive utilities characterized by a *rank-based utility vector*  $\vec{u} = (u_1, \dots, u_m) \in \mathbb{R}_{\geq 0}^m$  with  $u_1 \geq \dots \geq u_m \geq 0$  and  $u_1 > u_m$ . Like the scoring rule, each agent  $j$  gets  $\vec{u}(R_j, a) = u_i$  utility for the alternative  $a \in \mathcal{A}$  ranked  $i^{\text{th}}$  in  $R_j$ . Differing from prior work, however, we do not presume that  $\vec{u}$  is the same as the scoring vector  $\vec{s}$ . We define the additive *social welfare* of  $a$  according to  $P$  as follows.

$$\text{SW}_{\vec{u}}(P, a) = \sum_{j=1}^n \vec{u}(R_j, a)$$

**Iterative plurality voting.** Given agents' truthful preferences  $P$ , we consider an iterative process of profiles  $(P^t)_{t \geq 0}$  that describe agents' *reported preferences*  $(R_1^t, \dots, R_n^t)$  over time. For each round  $t$ , one agent  $j$  is chosen by a *scheduler*  $\phi$  to make a *myopic improvement step*  $R_j^t \xrightarrow{j} R_j'$  to their report. This step is called a *better-response* if  $j$  prefers the new outcome  $r(R_j', R_{-j}^t)$  to the prior one  $r(R_j^t, R_{-j}^t)$ , whereas it is a *best-response* (BR) if, additionally,  $j$  could not have achieved a more preferred outcome than manipulating to  $R_j'$  from  $P^t$ .<sup>1</sup>

Following Brânzei et al. [2013], we limit our discussion to strategic manipulations beginning from the truthful profile  $P^0 = P$ . This guarantees that all improvement steps  $R_j^t \xrightarrow{j} R_j''$  from profile  $P'$  to  $P''$  are best-responses that change the iterative winner:  $r(P') \neq \text{top}(R_j^t) \wedge r(P'') = \text{top}(R_j'')$  [Brânzei et al., 2013].<sup>2</sup> As a result, any sequence of BR steps converges in  $\mathcal{O}(nm)$  rounds [Reyhani and Wilson, 2012]. The profiles  $\{P^*\}$  with no further improvement steps are therefore *Nash equilibrium* (NE) with respect to  $P$ . Let  $\text{EW}(P)$  denote the set of *equilibrium winning alternatives* corresponding with all NE reachable from  $P$  via some BR sequence. That is,

$$\text{EW}(P) = \{r(P^*) : \exists \text{ a BR sequence from } P \text{ leading to the NE profile } P^*\}$$

Lastly, we'll define the set of *potential winning* alternatives of any profile  $P$  as those who could become a winner if their plurality score were to increment by one, including the current winner. That is, some agent could make these alternatives win by taking a BR step that increases their plurality score, if the agent's ranking permits. Following Rabinovich et al. [2015], we have:

$$\text{PW}(P) = \left\{ a \in \mathcal{A} : \begin{cases} s_P(a) = s_P(r(P)) - 1, & a \text{ is ordered before } r(P) \\ s_P(a) = s_P(r(P)), & a \text{ is ordered after } r(P) \end{cases} \right\} \cup \{r(P)\}$$

where the ordering is lexicographical for tie-breaking.

The number of alternatives tied in  $|\text{PW}(P)|$  is significant to determining  $\text{EW}(P)$ . Reyhani and Wilson [2012] demonstrated that  $\text{EW}(P) \subseteq \text{PW}(P^0)$  and  $\forall t \geq 0$ ,  $\text{PW}(P^{t+1}) \subseteq \text{PW}(P^t)$ . As

<sup>1</sup>Note that  $\phi$  must select a BR step if one exists [Apt and Simon, 2012].

<sup>2</sup>These are characterized as *Type 1* or *direct best replies* in the literature [Meir, 2016]. Conversely, *Type 3* best-responses ( $r(P') = \text{top}(R_j') \wedge r(P'') = \text{top}(R_j'')$ ) do not occur in improvement sequences from the truthful profile. Note that no BR step is of *Type 2* ( $r(P') = \text{top}(R_j') \wedge r(P'') \neq \text{top}(R_j'')$ ).

a result, iterative plurality voting acts like a sequential tie-breaking mechanism whose outcome follows from the scheduler  $\phi$ . Once a two-way tie appears in a BR sequence at the profile  $P^t$ , with  $|\text{PW}(P^t)| = 2$ , Lemma 1 can be applied to break it and determine which alternative is an equilibrium winner. Furthermore we'll see that the key idea to Theorem 2 is to partition  $\mathcal{L}(\mathcal{A})^n$  based on the size of each profile's potential winning set. The following example demonstrates this section's concepts.

**Example 1.** Let  $n = 9$ ,  $m = 3$ , and consider the truthful profile  $P$  where  $R_1 = R_2 = R_3 = [1 \succ 2 \succ 3]$ ,  $R_4 = R_5 = [2 \succ 3 \succ 1]$ ,  $R_6 = [2 \succ 1 \succ 3]$ , and  $R_7 = R_8 = R_9 = [3 \succ 2 \succ 1]$ . We can immediately observe from the score histogram  $(s_P(1), s_P(2), s_P(3)) = (3, 3, 3)$  that  $r(P) = 1$  and  $\text{PW}(P) = \{1, 2, 3\}$ , representing a three-way tie. Next, there are five BR sequences from  $P$  (the following vectors denote agents' reports  $(\text{top}(R_j^t))_{j \leq n}$ ; the winner appears in curly brackets):

1.  $(111222333)\{1\} \xrightarrow{4} (111322333)\{3\} \xrightarrow{6} (111321333)\{1\} \xrightarrow{5} (111331333)\{3\}$
2.  $(111222333)\{1\} \xrightarrow{5} (111322333)\{3\} \xrightarrow{6} (111321333)\{1\} \xrightarrow{4} (111331333)\{3\}$
3.  $(111222333)\{1\} \xrightarrow{7} (111222233)\{2\}$
4.  $(111222333)\{1\} \xrightarrow{8} (111222323)\{2\}$
5.  $(111222333)\{1\} \xrightarrow{9} (111222332)\{2\}$

We therefore conclude  $\text{EW}(P) = \{2, 3\}$ . Moreover, consider the utility vector  $\vec{u} = (u_1, u_2, u_3)$ .

Then the social welfare for each alternative is  $\begin{pmatrix} \text{SW}_{\vec{u}}(P, 1) \\ \text{SW}_{\vec{u}}(P, 2) \\ \text{SW}_{\vec{u}}(P, 3) \end{pmatrix} = \begin{pmatrix} 3u_1 + 1u_2 + 5u_3 \\ 3u_1 + 3u_2 + 3u_3 \\ 3u_1 + 5u_2 + 1u_3 \end{pmatrix}$ .  $\square$

### 3 Additive Dynamic PoA under General Utility Vectors

How bad are equilibrium outcomes, given that strategic manipulations inevitably occur by the Gibbard-Satterthwaite theorem [Gibbard, 1973, Satterthwaite, 1975]? Brânzei et al. [2013] sought to answer this question by defining the *additive dynamic price of anarchy (ADPoA)* as the *adversarial loss* – the difference in welfare between the truthful profile  $P$  and its worst-case equilibrium profile in  $\text{EW}(P)$  – according to the worst-case  $P$ . For example, if users of a website can regularly log in and update their preferences for some cause, then the ADPoA bounds the welfare loss if a virtual assistant recommends when users should make their changes. Brânzei et al. originally defined the ADPoA for an arbitrary positional scoring rule  $r_{\vec{s}}$  and the additive social welfare function respecting  $\vec{u} = \vec{s}$ . In this case, the ADPoA of plurality was found to be 1, while the (multiplicative) DPoA of veto is  $\Omega(m)$  and Borda is  $\Omega(n)$  for  $m \geq 4$  [Brânzei et al., 2013].

Although these results answer Brânzei et al.'s question and appear optimistic for plurality, they suggest more about the iteration mechanism than agents' collective welfare. For example, an ADPoA for plurality of 1 means that for any truthful profile, the difference in initial plurality scores of any equilibrium winner is zero or one fewer than that of the truthful winner. However, when we extend the utility vector  $\vec{u}$  to be arbitrary (subject to the conditions in Section 2), we find in Theorem 1 that the ADPoA is quite poor at  $\mathcal{O}(n)$ . First we recall Brânzei et al.'s definition of ADPoA using our notation, explicitly stating the adversarial welfare loss  $D^+$  for a particular truthful profile  $P$ .

**Definition 1 (Additive Dynamic Price of Anarchy (ADPoA) [Brânzei et al., 2013]).** Given a positional scoring rule  $r_{\vec{s}}$ , a utility vector  $\vec{u} = (u_1, \dots, u_m)$ , and an initial truthful profile  $P$ , the adversarial loss starting from  $P$  is defined as

$$D_{r_{\vec{s}}, \vec{u}}^+(P) = \text{SW}_{\vec{u}}(P, r_{\vec{s}}(P)) - \min_{a \in \text{EW}(P)} \text{SW}_{\vec{u}}(P, a)$$

The additive dynamic price of anarchy (ADPoA) of  $r_{\vec{s}}$  and  $\vec{u}$  under  $n$  agents is defined as

$$\text{ADPoA}(r_{\vec{s}}, \vec{u}, n) = \max_{P \in \mathcal{L}(\mathcal{A})^n} D_{r_{\vec{s}}, \vec{u}}^+(P)$$

We will use ADPoA and  $D^+$  to denote  $\text{ADPoA}(r_{plu}, \vec{u}, n)$  and  $D_{r_{plu}, \vec{u}}^+$  when the context is clear.<sup>3</sup> For example, we saw in Example 1 that  $r(P) = 1$  and  $\text{EW}(P) = \{2, 3\}$ . Therefore

$$\begin{aligned} D^+(P) &= \max\{ SW_{\vec{u}}(P, 1) - SW_{\vec{u}}(P, 2), SW_{\vec{u}}(P, 1) - SW_{\vec{u}}(P, 3) \} \\ &= \max\{ (3u_1 + 1u_2 + 5u_3) - (3u_1 + 3u_2 + 3u_3), \\ &\quad (3u_1 + 1u_2 + 5u_3) - (3u_1 + 5u_2 + 1u_3) \} \\ &= -2(u_2 - u_3) \\ &< 0 \end{aligned}$$

if  $u_2 > u_3$ . We conclude that the social welfare of both equilibrium winners is at least that of the truthful winner. As we will see in Theorem 2, this example's conclusion generalizes well.

**Theorem 1.** Fix  $m \geq 3$  and utility vector  $\vec{u} = (u_1, \dots, u_m)$ . Then  $\text{ADPoA}(r_{plu}, \vec{u}, n)$  is  $\Theta(n)$ . Specifically,

$$(u_2 - u_m) \left( \frac{n}{m} - 2 \right) \leq \text{ADPoA}(r_{plu}, \vec{u}, n) \leq nu_1$$

*Proof.* The ADPoA is trivially upper bounded by the maximum social welfare attainable by any truthful profile  $P$ . For example, if  $P$  is defined with  $R_j = (1, 2, \dots, m) \forall j \leq n$ , then  $\forall \tilde{P} \in \mathcal{L}(\mathcal{A})^n$ ,

$$D^+(\tilde{P}) = \text{SW}_{\vec{u}}(\tilde{P}, r(\tilde{P})) - \min_{a \in \text{EW}(\tilde{P})} \text{SW}_{\vec{u}}(\tilde{P}, a) \leq \text{SW}_{\vec{u}}(\tilde{P}, r(\tilde{P})) \leq \text{SW}_{\vec{u}}(P, r(P)) = nu_1$$

To lower bound ADPoA, we will construct a profile  $P$  with a two-way tie between alternatives  $1, 2 \in \mathcal{A}$  such that  $D^+(P) = (u_2 - u_m) \left( \frac{n}{m} - 2 \right)$ . This implies the desired lower bound of

$$\text{ADPoA} = \max_{\tilde{P} \in \mathcal{L}(\mathcal{A})^n} D^+(\tilde{P}) \geq D^+(P) = (u_2 - u_m) \left( \frac{n}{m} - 2 \right)$$

Fix  $m \geq 3$  and let  $n \in \mathbb{N}$  be even. We denote by  $k = \arg \min_{\tilde{k} \in [2, m-1]} (u_{\tilde{k}} - u_{\tilde{k}+1})$  the position in  $\vec{u}$  with the minimal difference in adjacent coordinates. Let  $\alpha = \frac{1}{m}(n+m-2)$  and  $\beta = (\alpha-1)(m-2)$ , such that  $n = 2\alpha + \beta$ . We will then construct  $P$  as follows, with  $\alpha$  agents that prefer 1 first and 2 last,  $\alpha$  agents that prefer 2 first and 1 second,  $(\frac{\beta}{2} - 1)$  agents that prefer 1 second and 2 last, and  $(\frac{\beta}{2} + 1)$  agents that prefer 2 in their ranking's  $k$ -th position and 1 in their ranking's  $(k+1)$ -th position. We can see here that  $s_P(1) = s_P(2) = \alpha$ , and  $\forall c > 2, s_P(c) = \alpha - 1$ , thus guaranteeing the two-way tie. Therefore  $r(P) = 1$  and  $P[2 \succ 1] = \alpha + \frac{\beta}{2} + 1 > \alpha + \frac{\beta}{2} - 1 = P[1 \succ 2]$ . This implies  $\text{EW}(P) = \{2\}$  by the following lemma.

**Lemma 1.** Let  $m \geq 2$  and  $a, b \in \mathcal{A}$  such that  $a$  is ordered before  $b$  in tie-breaking. Suppose  $\text{PW}(P) = \{a, b\}$  for some truthful profile  $P$ . Then  $\text{EW}(P) = \{a\}$  if  $P[a \succ b] \geq P[b \succ a]$ ; otherwise  $\text{EW}(P) = \{b\}$ .

The proof of the lemma can be found in Appendix A.1. As a result,

$$\begin{aligned} D^+(P) &= \text{SW}_{\vec{u}}(P, a) - \text{SW}_{\vec{u}}(P, b) \\ &= \alpha(u_2 - u_m) + \left( \frac{\beta}{2} - 1 \right) (u_2 - u_m) - \left( \frac{\beta}{2} + 1 \right) (u_k - u_{k+1}) \\ &\geq (u_2 - u_m)(\alpha - 2) \\ &= (u_2 - u_m) \left( \frac{n - m - 2}{m} \right) \\ &\geq (u_2 - u_m) \left( \frac{n}{m} - 2 \right) \end{aligned}$$

where the first inequality holds because  $(u_k - u_{k+1}) \leq (u_2 - u_m)$ .  $\square$

<sup>3</sup>The superscript '+' denotes an additive measure instead of multiplicative in the classical definition of PoA.

## 4 Expected Additive DPoA

In this section we extend Brânzei et al.’s DPoA to account for the average-case adversarial loss for a positional scoring rule  $r_{\vec{s}}$ , rather than only the worst-case. This *expected additive dynamic price of anarchy* (EADPoA) bounds the welfare loss of strategic manipulation according to more typical distributions of agents’ rankings. Here we distribute profiles i.i.d. uniformly over  $\mathcal{L}(\mathcal{A})^n$ , known as the Impartial Culture distribution  $\pi_n = IC^n$ .

**Definition 2 (Expected Additive DPoA (EADPoA)).** *Given a positional scoring rule  $r_{\vec{s}}$ , a utility vector  $\vec{u}$ ,  $n$  agents, and a distribution  $\pi_n$  over  $\mathcal{L}(\mathcal{A})^n$  for agents’ preferences, the expected additive dynamic price of anarchy is defined as follows:*

$$EADPoA(r_{\vec{s}}, \vec{u}, n, \pi_n) = \mathbb{E}_{P \sim \pi_n} \left[ D_{r_{\vec{s}}, \vec{u}}^+(P) \right]$$

Like before, we will use EADPoA and  $D^+$  to denote  $EADPoA(r_{plu}, \vec{u}, n, IC^n)$  and  $D_{r_{plu}, \vec{u}}^+$  respectively. We will also drop the subscript “ $P \sim IC^n$ ” to simplify notation when the context is clear.

**Theorem 2.** *For any  $m \geq 3$ , utility vector  $\vec{u} = (u_1, \dots, u_m)$ , and  $n \in \mathbb{N}$ , we have*

$$EADPoA(r_{plu}, \vec{u}, n, IC^n) = -\Omega(1)$$

*Proof.* The key idea is to partition  $\mathcal{L}(\mathcal{A})^n$  according to each profile’s potential winner set. More precisely, for every  $W \subseteq \mathcal{A}$  with  $W \neq \emptyset$ , we define:

$$\overline{\text{PoA}}(W) = \Pr(\text{PW}(P) = W) \times \mathbb{E}[D^+(P) \mid \text{PW}(P) = W]$$

By the law of total expectation, then

$$EADPoA = \mathbb{E}[D^+(P)] = \sum_{\alpha=1}^m \sum_{W \subseteq \mathcal{A}: |W|=\alpha} \overline{\text{PoA}}(W) \quad (1)$$

where  $\alpha$  denotes the number of potential winners in  $P$ . It is straightforward to see that when  $\alpha = 1$ , any profile  $P$  with  $|\text{PW}(P)| = 1$  is already a NE, which implies  $D^+(P) = 0$ . The rest of the proof proceeds as follows. For any  $n \in \mathbb{N}$  we will show in Lemma 2 that for  $\forall W \subseteq \mathcal{A}$  with  $|W| = 2$   $\overline{\text{PoA}}(W) = -\Omega(1)$ . We will then demonstrate that  $\overline{\text{PoA}}(W) = o(1) \forall W \subseteq \mathcal{A}$  whenever  $|W| = 3$  (Lemma 3) and  $|W| \geq 4$  (Lemma 4). Finally, these result combine to conclude

$$EADPoA = \underbrace{0}_{\alpha=1} - \underbrace{\Omega(1)}_{\alpha=2} + \underbrace{o(1)}_{\alpha=3} + \underbrace{o(1)}_{\alpha \geq 4} = -\Omega(1)$$

**Lemma 2 ( $\alpha = 2$ ).** *Given  $m \geq 3$  and a utility vector  $\vec{u}$ , for any  $W \subseteq \mathcal{A}$  with  $|W| = 2$  and any  $n \in \mathbb{N}$ , we have  $\overline{\text{PoA}}(W) = -\Omega(1)$ .*

*Proof.* Without loss of generality let  $W = \{1, 2\}$  and suppose  $u_2 > u_m$ . There are two possible cases of  $\text{PW}(P) = \{1, 2\}$ :  $\mathcal{E}_1 = \mathbb{1}\{s_P(1) = s_P(2)\}$  and  $\mathcal{E}_2 = \mathbb{1}\{s_P(1) = s_P(2) - 1\}$ . This suggests  $\overline{\text{PoA}}(W) = \Pr(\mathcal{E}_1) \times \mathbb{E}[D^+(P) \mid \mathcal{E}_1] + \Pr(\mathcal{E}_2) \times \mathbb{E}[D^+(P) \mid \mathcal{E}_2]$ , but we’ll focus on the former summand where alternatives 1 and 2 are tied, since the latter’s proof is similar.

We believe this proof is challenging due to the dependence in agents’ rankings once we condition on profiles that satisfy two-way ties. As a result, standard approximation techniques that assume independence, such as the Berry-Esseen inequality, no longer apply and may also be too coarse to support our claim. Instead, we will further condition agents’ rankings ( $\vec{Q}$ ) on their top-ranked alternatives ( $\vec{T}$ ) and whether they satisfy  $(1 \succ_j 2)$  or  $(2 \succ_j 1)$  ( $\vec{Z}$ ) using a Bayesian network. This guarantees agents’ rankings’ conditional independence so we may identify each agent’s individual contributions to  $D^+(\vec{Q})$ .

At a high level, for each pair  $\vec{t}$  and  $\vec{z}$  that satisfy certain conditions, agents are distinguished by four groups based on whether  $\text{top}(R_j)$  is 1, 2, or neither, but prefer  $(1 \succ_j 2)$  or  $(2 \succ_j 1)$ . It turns out that by  $\mathcal{E}_1$ , the number of agents in the first two groups are equal and their contributions are inverse, so they cancel out. Given  $\mathcal{E}_1$ , we will then show by Lemma 1 that  $D^+(\vec{Q}) = \vec{u}(\vec{Q}, 1) - \vec{u}(\vec{Q}, 2)$  and with high probability there are  $\Theta(n)$  third-party agents (with  $\text{top}(R_j) \neq 1, 2$ ), more of whom

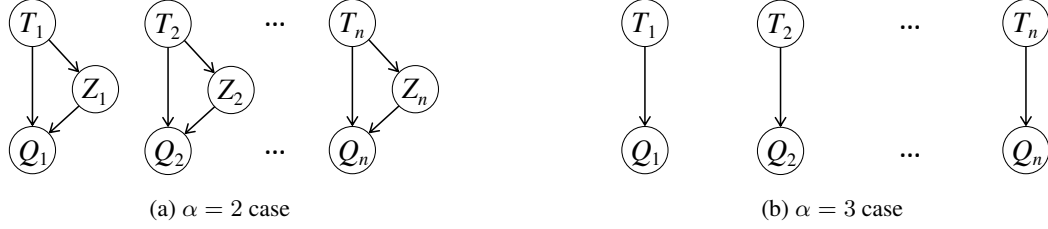


Figure 1: Bayesian network representation of  $P$  as  $\vec{T}$ ,  $\vec{Z}$ , and  $\vec{Q}$

prefer  $(2 \succ 1)$  than  $(1 \succ 2)$ . We may then apply Stirling's approximation and conclude that agents' contributions toward alternative 2 outweigh those for 1.

More precisely, for any  $j \leq n$ , we represent agent  $j$ 's ranking distribution (i.i.d. uniform over  $\mathcal{L}(\mathcal{A})$ ) by a Bayesian network of three random variables (see Figure 1a):

$T_j \in \mathcal{A}$  represents the top-ranked alternative and follows a uniform distribution

$Z_j \in \{1, 2\}$  indicates  $(1 \succ_j 2)$  or  $(2 \succ_j 1)$  conditioned on  $T_j$ , and has probability 0.5 if  $T_j \neq 1, 2$

$Q_j$  follows the uniform distribution over linear orders that uphold both  $T_j$  and  $Z_j$

It is not hard to verify that (unconditional)  $Q_j$  follows the uniform distribution over  $\mathcal{L}(\mathcal{A})$ , which implies that  $\vec{Q} = (Q_1, \dots, Q_n)$  follows the same distribution as  $P$ .

**Step 1: Identify  $\mathcal{E}_1$ .** Let  $\mathcal{T}_2 \subseteq [m]^n$  denote the set of vectors  $\vec{t} = (t_1, \dots, t_n)$  such that alternatives 1 and 2 have the maximum plurality score.  $\mathcal{E}_1$  holds for  $\vec{Q}$  if and only if  $\vec{T}$  takes a value in  $\mathcal{T}_2$ .

$$\mathcal{T}_2 = \{\vec{t} \in [m]^n : \forall 3 \leq i \leq m, |\{j : t_j = 1\}| = |\{j : t_j = 2\}| > |\{j : t_j = i\}|\}$$

**Step 2: Select profiles with non-zero loss.** By Lemma 1 given  $\vec{t} \in \mathcal{T}_2$ ,  $D^+(\vec{Q})$  is non-zero if and only if  $\vec{Q}[2 \succ 1] > \vec{Q}[1 \succ 2]$  – thus  $EW(\vec{Q}) = \{2\}$  is unique. Let  $\text{Id}_1(\vec{t}) = \{j \leq n : t_j = 1\}$ ,  $\text{Id}_2(\vec{t}) = \{j \leq n : t_j = 2\}$ , and let  $\text{Id}_3(\vec{t}) = \{j \leq n : t_j \neq 1, 2\}$  be called *third-party agents*. Since  $\mathcal{E}_1$  implies  $|\text{Id}_1(\vec{t})| = |\text{Id}_2(\vec{t})|$ , there must be more third-party agents with  $(2 \succ 1)$  than those with  $(1 \succ 2)$ . For every  $\lceil \frac{|\text{Id}_3(\vec{t})|+1}{2} \rceil \leq k \leq |\text{Id}_3(\vec{t})|$ , we then define  $\mathcal{Z}_{\vec{t},k} \subseteq \{1, 2\}^n$  as follows.

$$\mathcal{Z}_{\vec{t},k} = \{\vec{z} \in \{1, 2\}^n : \forall j \in \text{Id}_1(\vec{t}) \cup \text{Id}_2(\vec{t}), z_j = t_j, \text{ and } |\{j \in \text{Id}_3(\vec{t}) : z_j = 2\}| = k\}$$

By the law of total expectation and noting the independence of  $\vec{Q}$ 's components,

$$\Pr(\mathcal{E}_1) \times \mathbb{E}[D^+(P) \mid \mathcal{E}_1] = \sum_{\vec{t} \in \mathcal{T}} \sum_{k=\lceil \frac{|\text{Id}_3(\vec{t})|+1}{2} \rceil}^{|\text{Id}_3(\vec{t})|} \sum_{\vec{z} \in \mathcal{Z}_{\vec{t},k}} \Pr(\vec{T} = \vec{t}, \vec{Z} = \vec{z}) \sum_{j=1}^n E_{t_j, z_j} \quad (2)$$

where

$$E_{t_j, z_j} = \mathbb{E}_{\vec{Q}_j} [\bar{u}(Q_j, 1) - \bar{u}(Q_j, 2) \mid T_j = t_j, Z_j = z_j]$$

**Step 3: Identify contribution per agent.**  $E_{t_j, z_j}$  only depends on the values of  $t_j$  and  $z_j$ , but not  $j$ . The cases for  $(t_j = z_j = 1)$  and  $(t_j = z_j = 2)$  negate each other with  $E_{1,1} + E_{2,2} = 0$ . If  $t_j \notin \{1, 2\}$  and  $z_j = 1$ , then  $E_{t_j, 1} = \eta > 0$  because  $u_2 > u_m$ . Similarly, it follows that if  $t_j \notin \{1, 2\}$  and  $z_j = 2$ , then  $E_{t_j, 2} = -\eta$ . Therefore Equation (2) becomes

$$\sum_{\vec{t} \in \mathcal{T}} \sum_{k=\lceil \frac{|\text{Id}_3(\vec{t})|+1}{2} \rceil}^{|\text{Id}_3(\vec{t})|} \sum_{\vec{z} \in \mathcal{Z}_{\vec{t},k}} \Pr(\vec{T} = \vec{t}, \vec{Z} = \vec{z}) \times (|\text{Id}_3(\vec{t})| - 2k)\eta \quad (3)$$

where we've inserted  $\sum_{j=1}^n E_{t_j, z_j} = |\text{Id}_1(\vec{t})|E_{1,1} + |\text{Id}_2(\vec{t})|E_{2,2} - k\eta + (|\text{Id}_3(\vec{t})| - k)\eta$ .



**Step 4: Select on profiles with  $\Theta(n)$  third-party agents.** Let  $\alpha_{\vec{T}} = |\text{Id}_3(\vec{T})|$ , although we drop the subscript for ease of notation.  $\alpha_{\vec{T}}$  is then equivalent to the sum of  $n$  i.i.d. binary random variables, each of which is 1 with probability  $\frac{m-2}{m} \geq \frac{1}{3}$ . By Hoeffding's inequality, with exponentially small probability we have  $\alpha_{\vec{T}} < \frac{1}{6}n$ . Therefore, we can focus on the  $\alpha_{\vec{T}} \geq \frac{1}{6}n$  case in (3), which becomes

$$\begin{aligned} &\leq e^{-\Omega(n)} + \sum_{\vec{T} \in \mathcal{T}_2: \alpha_{\vec{T}} \geq \frac{1}{6}n} \sum_{k=\lceil \frac{\alpha+1}{2} \rceil}^{\alpha} \sum_{\vec{z} \in \mathcal{Z}_{\vec{T},k}} \Pr(\vec{T} = \vec{T}, \vec{Z} = \vec{z}) \times (\alpha - 2k)\eta \\ &= e^{-\Omega(n)} - \eta \sum_{\vec{T} \in \mathcal{T}_2: \alpha_{\vec{T}} \geq \frac{1}{6}n} \left(\frac{1}{2}\right)^{\alpha} \binom{\alpha+1}{\lceil \frac{\alpha+1}{2} \rceil} \binom{\alpha}{\lceil \frac{\alpha+1}{2} \rceil} \Pr(\vec{T} = \vec{T}) \end{aligned} \quad (4)$$

$$= e^{-\Omega(n)} - \eta \sum_{\vec{T} \in \mathcal{T}_2: \alpha_{\vec{T}} \geq \frac{1}{6}n} \Pr(\vec{T} = \vec{T}) \times \Theta(\sqrt{n}) \quad (5)$$

$$= e^{-\Omega(n)} - \eta \Pr\left(\alpha_{\vec{T}} \geq \frac{1}{6}n \mid \vec{T} \in \mathcal{T}_2\right) \times \Theta(1) = -\Omega(1)$$

where Equation (4) follows from Claim 1 (see Appendix A.3). Equation (5) follows from applying Stirling's approximation (see Appendix A.4) and that  $\Pr(\vec{T} \in \mathcal{T}_2)$  is equivalent to the probability of two-way ties under plurality w.r.t. IC, which is known to be  $\Theta(n^{-1/2})$  [Gillett, 1977]. This proves Lemma 2. The full proof can be found in Appendix A.2.  $\square$

**Lemma 3 ( $\alpha = 3$ ).** Given  $m \geq 3$  and a utility vector  $\vec{u}$ , for any  $W \subseteq \mathcal{A}$  with  $|W| = 3$  and any  $n \in \mathbb{N}$ , we have  $\overline{\text{PoA}}(W) = o(1)$ .

*Proof.* Without loss of generality, suppose  $W = \{1, 2, 3\}$  and  $\mathcal{E} = \mathbb{1}\{s_P(1) = s_P(2) = s_P(3)\}$ . Like Lemma 2's proof, we split agents' rankings into a Bayesian network by their top preferences ( $\vec{T}$ ) and remaining rankings ( $\vec{Q}$ ), so that  $\vec{Q}$  follows the same IC<sup>n</sup> distribution as  $P$  (see Figure 1b). We want to show that given  $\vec{T} \in \mathcal{T}_3$ , the set of top preferences representing  $\mathcal{E}$ , the maximum score difference between any pair of alternatives in  $W$  is  $o(n)$  with high probability that is close to 1. Let

$$\mathcal{T}_3 = \{\vec{T} \in [m]^n : \forall 4 \leq i \leq m, |\{j : t_j = 1\}| = |\{j : t_j = 2\}| = |\{j : t_j = 3\}| > |\{j : t_j = i\}|\}$$

Therefore

$$\begin{aligned} \overline{\text{PoA}}(\{1, 2, 3\}) &= \Pr\left(\text{PW}(\vec{Q}) = \{1, 2, 3\}\right) \times \mathbb{E}[\text{D}^+(\vec{Q}) \mid \text{PW}(\vec{Q}) = \{1, 2, 3\}] \\ &= \sum_{\vec{T} \in \mathcal{T}_3} \Pr(\vec{T} = \vec{T}) \times \mathbb{E}[\text{D}^+(\vec{Q}) \mid \vec{T} = \vec{T}] \\ &= \Pr(\vec{T} \in \mathcal{T}_3) o(n) = o(1) \end{aligned} \quad (6)$$

where  $\Pr(\vec{T} \in \mathcal{T}_3)$  is equivalent to the probability of three-way ties under plurality w.r.t. IC, which is known to be  $\Theta(n^{-1})$  [Gillett, 1977, Xia, 2021].

We assert the  $o(n)$  term as follows. Given  $\vec{T} \in \mathcal{T}_3$  and  $i_1, i_2 \in \{1, 2, 3\}$  with  $i_1 \neq i_2$ , let  $D_{i_1, i_2}^{t_j} = \vec{u}(Q_j, i_1) - \vec{u}(Q_j, i_2)$ . Then we have  $\forall j \leq n, \mathbb{E}[\sum_{j=1}^n D_{i_1, i_2}^{t_j}] = 0$  and  $D_{i_1, i_2}^{t_j} \in [u_m - u_1, u_1 - u_m]$ . This implies  $\Pr(|\sum_{j=1}^n D_{i_1, i_2}^{t_j}| > n^{0.6}) = \exp(-\Theta(n^{0.2}))$  by Hoeffding's inequality, and, by law of total probability,  $\Pr(\text{D}^+(\vec{Q}) > n^{0.6} \mid \vec{T} = \vec{T}) \leq 6 \exp(-\Theta(n^{0.2}))$ . Equation (6) thus follows, concluding the proof. The full proof for this lemma can be found in Appendix A.5.  $\square$

**Lemma 4 ( $\alpha \geq 4$ ).** Given  $m \geq 4$  and a utility vector  $\vec{u}$ , for any  $W \subseteq \mathcal{A}$  with  $|W| \geq 4$  and any  $n \in \mathbb{N}$ , we have  $\overline{\text{PoA}}(W) = o(1)$ .

*Proof.* The proof follows after noticing that:

(1)  $\Pr(\text{PW}(P) = W) = \Theta(n^{-1.5})$ , following a similar proof using the polyhedron representation as described in the proof of Lemma 3 (see Appendix A.5).

(2) For any profile  $P$ ,  $\text{D}^+(P) = \mathcal{O}(n)$ .  $\square$

**Putting things together.** Recall that we assume  $m$  to be fixed. Therefore, the total number of subsets of  $\mathcal{A}$  is viewed as a constant. Finally, we have:

$$\text{EADPoA} \leq \underbrace{0}_{\alpha=1} - \underbrace{\binom{m}{2}\Omega(1)}_{\alpha=2} + \underbrace{\binom{m}{3}o(1)}_{\alpha=3} + \underbrace{2^m o(1)}_{\alpha \geq 4} = -\Omega(1)$$

This completes the proof of Theorem 2. □

## 5 Further Work

As discussed in the Introduction, there are many open questions on the (expected) additive dynamic PoA along three dimensions. First, the dynamics could be extended to other voting rules besides plurality [Lev and Rosenschein, 2012, Reyhani and Wilson, 2012, Koolyk et al., 2017], where we would instead determine Goemans et al. [2005]’s price of sinking among voting rules that don’t necessarily converge. A second dimension would be to modify the utility function, for example being normalized [Procaccia and Rosenschein, 2006, Caragiannis and Procaccia, 2011] or in a metric space [Anshelevich et al., 2018]. Thirdly, the choice of agents’ ranking distribution could be generalized from IC, for example using smoothed analysis [Xia, 2020].

## References

- Elliot Anshelevich, Onkar Bhardwaj, Edith Elkind, John Postl, and Piotr Skowron. Approximating Optimal Social Choice under Metric Preferences. *Artificial Intelligence*, 264(27–51), 2018.
- Krzysztof R. Apt and Sunil Simon. A classification of weakly acyclic games. In Maria Serna, editor, *Algorithmic Game Theory*, pages 1–12, Berlin, Heidelberg, 2012. Springer Berlin Heidelberg.
- John Bartholdi, III, Craig Tovey, and Michael Trick. The computational difficulty of manipulating an election. *Social Choice and Welfare*, 6(3):227–241, 1989.
- Sven Berg. Paradox of voting under an urn model: The effect of homogeneity. *Public Choice*, 47(2):377–387, Jan 1985.
- Simina Brânzei, Ioannis Caragiannis, Jamie Morgenstern, and Ariel D. Procaccia. How bad is selfish voting? In *Proceedings of the 27th AAAI Conference on Artificial Intelligence*, pages 138–144, 2013.
- Ioannis Caragiannis and Ariel D. Procaccia. Voting almost maximizes social welfare despite limited communication. *Artificial Intelligence*, 175(9):1655–1671, 2011.
- Samir Chopra, Eric Pacuit, and Rohit Parikh. Knowledge-theoretic properties of strategic voting. In José Júlio Alferes and João Alexandre Leite, editors, *Logics in Artificial Intelligence, 9th European Conference, JELIA 2004, Lisbon, Portugal, September 27-30, 2004*, volume 3229, pages 18–30. Springer, 2004.
- Vincent Conitzer and Toby Walsh. Barriers to Manipulation in Voting. In Felix Brandt, Vincent Conitzer, Ulle Endriss, Jérôme Lang, and Ariel Procaccia, editors, *Handbook of Computational Social Choice*, chapter 6. Cambridge University Press, 2016.
- Yvo Desmedt and Edith Elkind. Equilibria of plurality voting with abstentions. In *Proceedings of the ACM Conference on Electronic Commerce (EC)*, pages 347–356, Cambridge, MA, USA, 2010.
- Ulle Endriss, Svetlana Obraztsova, Maria Polukarov, and Jeffrey S. Rosenschein. Strategic voting with incomplete information. In *Proceedings of the Twenty-Fifth International Joint Conference on Artificial Intelligence, IJCAI’16*, page 236–242. AAAI Press, 2016.
- Alex Fabrikant, Aaron D. Jagard, and Michael Schapira. On the structure of weakly acyclic games. In Spyros Kontogiannis, Elias Koutsoupias, and Paul G. Spirakis, editors, *Algorithmic Game Theory*, pages 126–137, Berlin, Heidelberg, 2010. Springer Berlin Heidelberg.

- Piotr Faliszewski and Ariel D. Procaccia. AI's war on manipulation: Are we winning? *AI Magazine*, 31(4):53–64, 2010.
- Piotr Faliszewski, Edith Hemaspaandra, and Lane A. Hemaspaandra. Using complexity to protect elections. *Communications of the ACM*, 53:74–82, 2010.
- Allan Gibbard. Manipulation of voting schemes: A general result. *Econometrica*, 41:587–601, 1973.
- Raphael Gillett. Collective Indecision. *Behavioral Science*, 22(6):383–390, 1977.
- M. Goemans, Vahab Mirrokni, and A. Vetta. Sink equilibria and convergence. In *46th Annual IEEE Symposium on Foundations of Computer Science (FOCS'05)*, pages 142–151, 11 2005.
- Umberto Grandi, Andrea Loreggia, Francesca Rossi, Kristen Brent Venable, and Toby Walsh. Restricted manipulation in iterative voting: Condorcet efficiency and borda score. In Patrice Perny, Marc Pirlot, and Alexis Tsoukiàs, editors, *Algorithmic Decision Theory*, pages 181–192, Berlin, Heidelberg, 2013. Springer Berlin Heidelberg.
- Aaron Koolyk, Tyrone Strangway, Omer Lev, and Jeffrey S. Rosenschein. Convergence and quality of iterative voting under non-scoring rules. In *Proceedings of the Twenty-Sixth International Joint Conference on Artificial Intelligence, IJCAI-17*, pages 273–279, 2017.
- Omer Lev and Jeffrey S. Rosenschein. Convergence of iterative voting. In *Proceedings of the 11th International Conference on Autonomous Agents and Multiagent Systems - Volume 2, AAMAS '12*, page 611–618, Richland, SC, 2012. International Foundation for Autonomous Agents and Multiagent Systems.
- Reshef Meir. Strong and weak acyclicity in iterative voting. In Martin Gairing and Rahul Savani, editors, *Algorithmic Game Theory*, pages 182–194, Berlin, Heidelberg, 2016. Springer Berlin Heidelberg.
- Reshef Meir, Maria Polukarov, Jeffrey S. Rosenschein, and Nicholas R. Jennings. Convergence to Equilibria of Plurality Voting. In *Proceedings of the National Conference on Artificial Intelligence (AAAI)*, pages 823–828, Atlanta, GA, USA, 2010.
- Reshef Meir, Omer Lev, and Jeffrey S. Rosenschein. A Local-Dominance Theory of Voting Equilibria. In *Proceedings of the 15th ACM Conference on Electronic Commerce*, pages 313–330, Palo Alto, CA, USA, 2014.
- Dov Monderer and Lloyd S. Shapley. Potential games. *Games and Economic Behavior*, 14(1): 124–143, 1996.
- Svetlana Obraztsova, Evangelos Markakis, and David R. M. Thompson. Plurality voting with truth-biased agents. In Berthold Vöcking, editor, *Algorithmic Game Theory*, pages 26–37, Berlin, Heidelberg, 2013. Springer Berlin Heidelberg.
- Svetlana Obraztsova, Evangelos Markakis, Maria Polukarov, Zinovi Rabinovich, and Nicholas R. Jennings. On the convergence of iterative voting: How restrictive should restricted dynamics be? In *Proceedings of the Twenty-Ninth AAAI Conference on Artificial Intelligence, AAAI'15*, page 993–999. AAAI Press, 2015. ISBN 0262511290.
- Ariel D. Procaccia and Jeffrey S. Rosenschein. The distortion of cardinal preferences in voting. In *Proceedings of the 10th International Conference on Cooperative Information Agents, CIA'06*, page 317–331, Berlin, Heidelberg, 2006. Springer-Verlag.
- Zinovi Rabinovich, Svetlana Obraztsova, Omer Lev, Evangelos Markakis, and Jeffrey Rosenschein. Analysis of equilibria in iterative voting schemes. In *Proceedings of the 29th AAAI Conference on Artificial Intelligence*. AAAI Press, 2015.
- Annemieke Reijngoud and Ulle Endriss. Voter response to iterated poll information. In *Proceedings of the Eleventh International Joint Conference on Autonomous Agents and Multi-Agent Systems (AAMAS)*, volume 1, pages 635–644, 06 2012.

- Reyhaneh Reyhani and Mark C. Wilson. Best reply dynamics for scoring rules. In *Proceedings of the 20th European Conference on Artificial Intelligence, ECAI'12*, page 672–677, NLD, 2012. IOS Press.
- Mark Satterthwaite. Strategy-proofness and Arrow's conditions: Existence and correspondence theorems for voting procedures and social welfare functions. *Journal of Economic Theory*, 10: 187–217, 1975.
- David R.M. Thompson, Omer Lev, Kevin Leyton-Brown, and Jeffrey Rosenschein. Empirical analysis of plurality election equilibria. In *Proceedings of the Thirteenth International Joint Conference on Autonomous Agents and Multi-Agent Systems (AAMAS)*, pages 391–398, Paris, France, 2013.
- Alan Tsang and Kate Larson. The echo chamber: Strategic voting and homophily in social networks. In *Proceedings of the 2016 International Conference on Autonomous Agents and Multiagent Systems, AAMAS '16*, page 368–375, Richland, SC, 2016. International Foundation for Autonomous Agents and Multiagent Systems.
- Lirong Xia. The Smoothed Possibility of Social Choice. In *Proceedings of NeurIPS*, 2020.
- Lirong Xia. How Likely Are Large Elections Tied? In *Proceedings of the 22nd ACM Conference on Economics and Computation*, Budapest, Hungary, 2021.
- Lirong Xia and Vincent Conitzer. Stackelberg voting games: Computational aspects and paradoxes. In *Proceedings of the National Conference on Artificial Intelligence (AAAI)*, pages 921–926, Atlanta, GA, USA, 2010.
- James Zou, Reshef Meir, and David Parkes. Strategic voting behavior in doodle polls. In *Proceedings of the 18th ACM Conference on Computer Supported Cooperative Work & Social Computing, CSCW '15*, page 464–472, New York, NY, USA, 2015.

## A Deferred Proofs

### A.1 Proof of Lemma 1

**Lemma 1.** *Let  $m \geq 2$  and  $a, b \in \mathcal{A}$  such that  $a$  is ordered before  $b$  in tie-breaking. Suppose  $PW(P) = \{a, b\}$  for some truthful profile  $P$ . Then  $EW(P) = \{a\}$  if  $P[a \succ b] \geq P[b \succ a]$ ; otherwise  $EW(P) = \{b\}$ .*

*Proof.* Suppose  $PW(P) = \{a, b\}$  for some truthful profile  $P$ . First consider the case where  $a$  and  $b$  are tied with  $s_P(a) = s_P(b)$ . Let

- $\text{Id}^{(a)}(P) = \{j \in [n] : \text{top}(R_j) \neq a, b, \text{ and } a \succ_j b\}$
- $\text{Id}^{(b)}(P) = \{j \in [n] : \text{top}(R_j) \neq a, b, \text{ and } b \succ_j a\}$

denote the indices of agents who don't rank  $a$  or  $b$  highest but prefer ( $a \succ b$ ) or ( $b \succ a$ ) respectively. Since each BR sequence begins at  $P^0 = P$ , all BR steps are of Type 1 and must change the iterative winner each round, starting from  $r(P^0) = a$ . BR steps will therefore alternate whether they are taken by agents represented in  $\text{Id}^{(a)}(P)$  or  $\text{Id}^{(b)}(P)$ . Agents from the former set will best-respond to rankings whose top preference is  $a$ , changing the winner to  $a$ , whereas agents from the latter set will best-respond to rankings whose top preference is  $b$ , changing the winner back to  $b$ . This alternation will continue until round  $t$  when either  $\text{Id}^{(a)}(P^t)$  or  $\text{Id}^{(b)}(P^t)$  are emptied of indices. If  $|\text{Id}^{(a)}(P^0)| \geq |\text{Id}^{(b)}(P^0)|$ , the last BR step will make  $a$  the unique equilibrium winner, whereas if  $|\text{Id}^{(a)}(P^0)| < |\text{Id}^{(b)}(P^0)|$ , the last BR step will make  $b$  the unique equilibrium winner.

Inverse reasoning holds if  $a$  and  $b$  differ by one initial plurality score and  $s_P(a) = s_P(b) - 1$ , implying  $r(P^0) = b$ . In this case, the last BR step will make  $a$  the unique equilibrium winner only if  $|\text{Id}^{(a)}(P^0)| > |\text{Id}^{(b)}(P^0)|$ , since the plurality score of  $a$  is initially disadvantaged by 1. If not, the unique equilibrium winner will be  $b$ . We therefore conclude that if  $P[a \succ b] \geq P[b \succ a]$  across all  $n$  agents, then  $EW(P) = \{a\}$ ; otherwise  $EW(P) = \{b\}$ . □

### A.2 Proof of Lemma 2

**Lemma 2 ( $\alpha = 2$ ).** *Given  $m \geq 3$  and a utility vector  $\vec{u}$ , for any  $W \subseteq \mathcal{A}$  with  $|W| = 2$  and any  $n \in \mathbb{N}$ , we have  $\overline{\text{PoA}}(W) = -\Omega(1)$ .*

*Proof.* Without loss of generality let  $W = \{1, 2\}$  and suppose  $u_2 > u_m$ , since the case where  $u_2 = u_m$  is covered in [Brânzei et al., 2013]. There are two possible cases of  $PW(P) = \{1, 2\}$ :  $\mathcal{E}_1 = \mathbb{1}\{s_P(1) = s_P(2)\}$ , where 1 is the truthful winner, and  $\mathcal{E}_2 = \mathbb{1}\{s_P(1) = s_P(2) - 1\}$ , where 2 is the truthful winner. This suggests the following partition:

$$\overline{\text{PoA}}(W) = \Pr(\mathcal{E}_1) \times \mathbb{E}[D^+(P) \mid \mathcal{E}_1] + \Pr(\mathcal{E}_2) \times \mathbb{E}[D^+(P) \mid \mathcal{E}_2]$$

We'll focus on the former summand where 1 and 2 are tied and prove that  $\Pr(\mathcal{E}_1) \times \mathbb{E}[D^+(P) \mid \mathcal{E}_1] = -\Omega(1)$ . The proof for the latter summand can be done similarly.

We believe this proof is challenging due to the lack of independence in agents' rankings once we condition on profiles that satisfy two-way ties. As a result, standard approximation techniques that assume independence, such as the Berry-Esseen inequality, no longer apply and may also be too coarse to support our claim. Instead, we will further condition agents' rankings ( $\vec{Q}$ ) on their top-ranked alternatives ( $\vec{T}$ ) and whether they satisfy ( $1 \succ 2$ ) or ( $2 \succ 1$ ) ( $\vec{Z}$ ) using a Bayesian network. This guarantees agents' rankings' conditional independence so that we may identify each agent's individual contribution to  $D^+(\vec{Q})$ .

At a high level, for each pair  $\vec{t}$  and  $\vec{z}$  that satisfy certain conditions, agents are distinguished by four groups based on whether their top-ranked alternative is 1, 2, or neither, but prefer ( $1 \succ 2$ ) or ( $2 \succ 1$ ). Agents whose top-ranked alternative is neither 1 nor 2 will be referred to as *third-party* agents. It turns out that among profiles that satisfy  $\mathcal{E}_1$ , the number of agents who rank 1 or 2 first are equal and

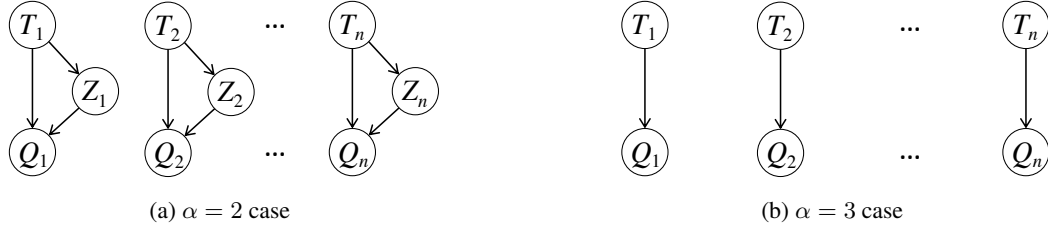


Figure 2: Bayesian network representation of  $P$  as  $\vec{T}$ ,  $\vec{Z}$ , and  $\vec{Q}$

their respective contributions are inverse, so their sums cancel out. Given  $\mathcal{E}_1$ , we will then show by Lemma 1 that  $D^+(\vec{Q}) = \bar{u}(\vec{Q}, 1) - \bar{u}(\vec{Q}, 2)$ , and with high probability there are  $\Theta(n)$  third-party agents, more of whom prefer  $(2 \succ 1)$  than  $(1 \succ 2)$ . We may then apply Stirling's approximation and conclude that agents' contributions toward alternative 2 outweigh those for 1.

More precisely, for any  $j \leq n$ , we represent agent  $j$ 's ranking distribution (i.i.d. uniform over  $\mathcal{L}(\mathcal{A})$ ) by a Bayesian network of three random variables:  $T_j$  represents the top-ranked alternative,  $Z_j$  represents whether  $(1 \succ_j 2)$  or  $(2 \succ_j 1)$ , conditioned on  $T_j$ , and  $Q_j$  represents the linear order conditioned on  $T_j$  and  $Z_j$ . Formally, we have the following definition.

**Definition 3.** For any  $j \leq n$ , we define a Bayesian network with three random variables  $T_j \in \mathcal{A}$ ,  $Z_j \in \{1, 2\}$ , and  $Q_j \in \mathcal{L}(\mathcal{A})$ , where  $T_j$  has no parent,  $T_j$  is the parent of  $Z_j$ , and  $T_j$  and  $Z_j$  are  $Q_j$ 's parents (see Figure 2a). Let  $\vec{T} = (T_1, \dots, T_n)$ ,  $\vec{Z} = (Z_1, \dots, Z_n)$ , and  $\vec{Q} = (Q_1, \dots, Q_n)$ . The (conditional) distributions are:

- $T_j$  follows a uniform distribution over  $\mathcal{A}$
- $\Pr(Z_j = 1 \mid T_j = t) = \begin{cases} 1, & t = 1 \\ 0, & t = 2 \\ 0.5, & t \in [3, m] \end{cases}$
- $Q_j$  follows the uniform distribution over linear orders whose top alternative is  $T_j$  and  $(1 \succ_j 2)$  if  $Z_j = 1$ , or  $(2 \succ_j 1)$  if  $Z_j = 2$ .

It is not hard to verify that (unconditional)  $Q_j$  follows the uniform distribution over  $\mathcal{L}(\mathcal{A})$ , which implies that  $\vec{Q}$  follows the same distribution as  $P$ , namely  $IC^n$ . Notice that if alternative 1 or 2 is ranked at the top, then  $Z_j$  is deterministic and equals to  $T_j$ . Furthermore, if  $T_j \in \{1, 2\}$ , then  $Q_j$  follows the uniform distribution over  $(m-1)!$  linear orders; otherwise  $Q_j$  follows the uniform distribution over  $(m-1)!/2$  linear orders.

**Example 2.** Let  $m = 4$  and  $W = \{1, 2\}$ . For every  $j \leq n$ ,  $T_j$  is the uniform distribution over  $[4]$ . We have that  $\Pr(Z_j = 1 \mid T_j = 1) = \Pr(Z_j = 2 \mid T_j = 2) = 1$  and  $\Pr(Z_j = 1 \mid T_j = 3) = \Pr(Z_j = 1 \mid T_j = 4) = 0.5$ . Given  $T_j = Z_j = 1$ ,  $Q_j$  is the uniform distribution over

$$\{[1 \succ 2 \succ 3 \succ 4], [1 \succ 2 \succ 4 \succ 3], [1 \succ 3 \succ 2 \succ 4], [1 \succ 3 \succ 4 \succ 2], [1 \succ 4 \succ 2 \succ 3], [1 \succ 4 \succ 3 \succ 2]\}$$

Given  $T_j = 4$  and  $Z_j = 2$ ,  $Q_j$  is the uniform distribution over

$$\{[4 \succ 2 \succ 1 \succ 3], [4 \succ 2 \succ 3 \succ 1], [4 \succ 3 \succ 2 \succ 1]\}$$

□

**Step 1: Identify  $\mathcal{E}_1$ .** Let  $\mathcal{T}_2 \subseteq [m]^n$  denote the set of vectors  $\vec{t} = (t_1, \dots, t_n)$  such that alternatives 1 and 2 have the maximum plurality score:

$$\mathcal{T}_2 = \{\vec{t} \in [m]^n : \forall 3 \leq i \leq m, |\{j : t_j = 1\}| = |\{j : t_j = 2\}| > |\{j : t_j = i\}|\}$$

$\mathcal{E}_1$  holds for  $\vec{Q}$  if and only if  $\vec{T}$  takes a value in  $\mathcal{T}_2$ , implying the following equality.

$$\Pr(\mathcal{E}_1) \times \mathbb{E}[D^+(P) \mid \mathcal{E}_1] = \sum_{\vec{t} \in \mathcal{T}_2} \Pr(\vec{T} = \vec{t}) \times \mathbb{E}_{\vec{Q}}[D^+(\vec{Q}) \mid \vec{T} = \vec{t}] \quad (7)$$

**Step 2. Select profiles with non-zero loss.** By Lemma 1, given  $\vec{t} \in \mathcal{T}_2$ ,  $D^+(\vec{Q})$  is non-zero if and only if  $\vec{Q}[2 \succ 1] > \vec{Q}[1 \succ 2]$  – thus  $EW(\vec{Q}) = \{2\}$  is unique. For any  $\vec{t} \in \mathcal{T}_2$ , let

- $\text{Id}_1(\vec{t}) \subseteq [n]$  denote the indices  $j$  such that  $t_j = 1$
- $\text{Id}_2(\vec{t}) \subseteq [n]$  denote the indices  $j$  such that  $t_j = 2$
- $\text{Id}_3(\vec{t}) \subseteq [n]$  denote the indices  $j$  such that  $t_j \notin \{1, 2\}$  – we call these *third-party agents*

$\mathcal{E}_1$  implies  $|\text{Id}_1(\vec{t})| = |\text{Id}_2(\vec{t})|$ , so in order to uphold  $\vec{Q}[2 \succ 1] > \vec{Q}[1 \succ 2]$  there must be more third-party agents that prefer  $(2 \succ 1)$  than those that prefer  $(1 \succ 2)$ . Specifically, for every  $\lceil \frac{|\text{Id}_3(\vec{t})|+1}{2} \rceil \leq k \leq |\text{Id}_3(\vec{t})|$ , we define  $\mathcal{Z}_{\vec{t},k} \subseteq \{1, 2\}^n$  as the vectors  $\vec{z}$  where the number of 2's among indices in  $\text{Id}_3(\vec{t})$  is exactly  $k$ :

$$\mathcal{Z}_{\vec{t},k} = \{\vec{z} \in \{1, 2\}^n : \forall j \in \text{Id}_1(\vec{t}) \cup \text{Id}_2(\vec{t}), z_j = t_j, \text{ and } |\{j \in \text{Id}_3(\vec{t}) : z_j = 2\}| = k\}$$

**Example 3.** Suppose  $m = 4$ ,  $n = 9$ , and  $\vec{t} = (1, 1, 2, 2, 3, 2, 4, 1, 3)$ . Then,  $\text{Id}_1(\vec{t}) = \{1, 2, 8\}$ ,  $\text{Id}_2(\vec{t}) = \{3, 4, 6\}$ ,  $\text{Id}_3(\vec{t}) = \{5, 7, 9\}$ . Moreover, for  $k = 2$ , we have

$$\mathcal{Z}_{\vec{t},2} = \left\{ \begin{array}{l} (1, 1, 2, 2, 1, 2, 2, 1, 2) \\ (1, 1, 2, 2, 2, 2, 1, 1, 2) \\ (1, 1, 2, 2, 2, 2, 2, 1, 1) \end{array} \right\}$$

where exactly two reports from agents 5, 7, or 9 are 2's:  $|\{z_j = 2 : j \in \{5, 7, 9\}\}| = 2$ .  $\square$

Continuing (7), we have

$$\begin{aligned} & \Pr(\mathcal{E}_1) \times \mathbb{E}[D^+(P) \mid \mathcal{E}_1] \\ &= \sum_{\vec{t} \in \mathcal{T}_2} \sum_{k=\lceil \frac{|\text{Id}_3(\vec{t})|+1}{2} \rceil}^{|\text{Id}_3(\vec{t})|} \sum_{\vec{z} \in \mathcal{Z}_{\vec{t},k}} \Pr(\vec{T} = \vec{t}, \vec{Z} = \vec{z}) \times \mathbb{E}_{\vec{Q}}[D^+(\vec{Q}) \mid \vec{T} = \vec{t}, \vec{Z} = \vec{z}] \\ &= \sum_{\vec{t} \in \mathcal{T}_2} \sum_{k=\lceil \frac{|\text{Id}_3(\vec{t})|+1}{2} \rceil}^{|\text{Id}_3(\vec{t})|} \sum_{\vec{z} \in \mathcal{Z}_{\vec{t},k}} \Pr(\vec{T} = \vec{t}, \vec{Z} = \vec{z}) \sum_{j=1}^n \mathbb{E}_{\vec{Q}_j}[\bar{u}(Q_j, 1) - \bar{u}(Q_j, 2) \mid \vec{T} = \vec{t}, \vec{Z} = \vec{z}] \\ &= \sum_{\vec{t} \in \mathcal{T}_2} \sum_{k=\lceil \frac{|\text{Id}_3(\vec{t})|+1}{2} \rceil}^{|\text{Id}_3(\vec{t})|} \sum_{\vec{z} \in \mathcal{Z}_{\vec{t},k}} \Pr(\vec{T} = \vec{t}, \vec{Z} = \vec{z}) \sum_{j=1}^n E_{t_j, z_j} \end{aligned} \quad (8)$$

where

$$E_{t_j, z_j} = \mathbb{E}_{\vec{Q}_j}[\bar{u}(Q_j, 1) - \bar{u}(Q_j, 2) \mid T_j = t_j, Z_j = z_j]$$

The last equation holds because of the Bayesian network structure: for any  $j \leq n$ , given  $T_j$  and  $Z_j$ ,  $Q_j$  is independent of other  $Q$ 's.

**Step 3: Identify contribution per agent.**  $E_{t_j, z_j}$  only depends on the values of  $t_j, z_j$  but not  $j$ :

- If  $t_j = z_j = 1$ , then  $E_{t_j, z_j} = u_1 - \frac{u_2 + \dots + u_m}{m-1}$ , the expected utility of alternative 2.
- If  $t_j = z_j = 2$ , then  $E_{t_j, z_j}$  is the expected utility of alternative 1, which is  $\frac{u_2 + \dots + u_m}{m-1}$ , minus  $u_1$ . Notice that  $E_{2,2} + E_{1,1} = 0$ .
- If  $t_j \notin \{1, 2\}$  and  $z_j = 1$ , then  $\eta = E_{t_j, 1}$  is the expected utility difference of alternatives 1 minus 2, conditioned on third-party agents and  $(1 \succ 2)$ . Note that  $\eta > 0$  since  $u_2 > u_m$ .
- If  $t_j \notin \{1, 2\}$  and  $z_j = 2$ , then  $E_{t_j, 2}$  is the expected utility difference of alternative 1 minus 2, conditioned on third-party agents and  $(2 \succ 1)$ . It follows that  $E_{t_j, 2} = -\eta$ .

As a result, equation (8) becomes

$$\sum_{\vec{t} \in \mathcal{T}_2} \sum_{k=\lceil \frac{|\text{Id}_3(\vec{t})|+1}{2} \rceil}^{|\text{Id}_3(\vec{t})|} \sum_{\vec{z} \in \mathcal{Z}_{\vec{t},k}} \Pr(\vec{T} = \vec{t}, \vec{Z} = \vec{z}) \times (|\text{Id}_3(\vec{t})| - 2k)\eta \quad (9)$$

where we've inserted

$$\sum_{j=1}^n E_{t_j, z_j} = |\text{Id}_1(\vec{t})|E_{1,1} + |\text{Id}_2(\vec{t})|E_{2,2} - k\eta + (|\text{Id}_3(\vec{t})| - k)\eta$$

**Step 4: Select on profiles with  $\Theta(n)$  third-party agents.** For ease of notation, we'll use  $\alpha_{\vec{t}}$  to denote  $|\text{Id}_3(\vec{t})|$  and drop the subscript when the context is clear. Notice that  $\alpha_{\vec{t}}$  is equivalent to the sum of  $n$  i.i.d. binary random variables, each of which is 1 with probability  $\frac{m-2}{m} \geq \frac{1}{3}$ . By Hoeffding's inequality, with exponentially small probability we have  $\alpha_{\vec{t}} < \frac{1}{6}n$ . Therefore, we can focus on the  $\alpha_{\vec{t}} \geq \frac{1}{6}n$  case in (9), which becomes

$$\begin{aligned} &\leq \exp^{-\Omega(n)} + \sum_{\vec{t} \in \mathcal{T}_2: \alpha_{\vec{t}} \geq \frac{1}{6}n} \sum_{k=\lceil \frac{\alpha_{\vec{t}}+1}{2} \rceil}^{\alpha_{\vec{t}}} \sum_{\vec{z} \in \mathcal{Z}_{\vec{t},k}} \Pr(\vec{T} = \vec{t}, \vec{Z} = \vec{z}) \times (\alpha_{\vec{t}} - 2k)\eta \\ &= \exp^{-\Omega(n)} + \sum_{\vec{t} \in \mathcal{T}_2: \alpha_{\vec{t}} \geq \frac{1}{6}n} \sum_{k=\lceil \frac{\alpha_{\vec{t}}+1}{2} \rceil}^{\alpha_{\vec{t}}} (\alpha_{\vec{t}} - 2k)\eta \sum_{\vec{z} \in \mathcal{Z}_{\vec{t},k}} \Pr(\vec{Z} = \vec{z} \mid \vec{T} = \vec{t}) \Pr(\vec{T} = \vec{t}) \\ &= \exp^{-\Omega(n)} + \sum_{\vec{t} \in \mathcal{T}_2: \alpha_{\vec{t}} \geq \frac{1}{6}n} \sum_{k=\lceil \frac{\alpha_{\vec{t}}+1}{2} \rceil}^{\alpha_{\vec{t}}} (\alpha_{\vec{t}} - 2k)\eta \left(\frac{1}{2}\right)^\alpha \binom{\alpha}{k} \Pr(\vec{T} = \vec{t}) \end{aligned} \quad (10)$$

$$\begin{aligned} &= \exp^{-\Omega(n)} + \sum_{\vec{t} \in \mathcal{T}_2: \alpha_{\vec{t}} \geq \frac{1}{6}n} \left(\frac{1}{2}\right)^\alpha \eta \Pr(\vec{T} = \vec{t}) \sum_{k=\lceil \frac{\alpha_{\vec{t}}+1}{2} \rceil}^{\alpha_{\vec{t}}} \binom{\alpha}{k} (\alpha_{\vec{t}} - 2k) \\ &= \exp^{-\Omega(n)} - \eta \sum_{\vec{t} \in \mathcal{T}_2: \alpha_{\vec{t}} \geq \frac{1}{6}n} \left(\frac{1}{2}\right)^\alpha \binom{\lceil \frac{\alpha_{\vec{t}}+1}{2} \rceil}{\lceil \frac{\alpha_{\vec{t}}+1}{2} \rceil} \binom{\alpha}{\lceil \frac{\alpha_{\vec{t}}+1}{2} \rceil} \Pr(\vec{T} = \vec{t}) \end{aligned} \quad (11)$$

where Equation (10) follows from  $\Pr(Z_j = 1 \mid T_j \notin \{1, 2\}) = 0.5$  and Equation (11) follows from the following claim (Claim 1), plugging in  $n \leftarrow \alpha$  and  $p \leftarrow \lceil \frac{\alpha+1}{2} \rceil$ .

**Claim 1.** For any  $n \in \mathbb{N}$  and any  $p \in [0, n]$ , we have

$$\sum_{k=p}^n \binom{n}{k} (n - 2k) = -p \binom{n}{p}$$

The proof of Claim 1 can be found in Appendix A.3. We now apply Stirling's approximation to simplify Equation (11) as follows. See Appendix A.4, plugging in  $u \leftarrow \alpha_{\vec{t}}$  which we recall is  $\Theta(n)$ .

$$\begin{aligned} &e^{-\Omega(n)} - \eta \sum_{\vec{t} \in \mathcal{T}_2: \alpha_{\vec{t}} \geq \frac{1}{6}n} \Pr(\vec{T} = \vec{t}) \times \Theta(\sqrt{n}) \\ &= e^{-\Omega(n)} - \eta \Pr\left(\vec{T} \in \mathcal{T}_2, \alpha_{\vec{T}} \geq \frac{1}{6}n\right) \times \Theta(\sqrt{n}) \\ &= e^{-\Omega(n)} - \eta \left( \Pr(\vec{T} \in \mathcal{T}_2) - \Pr\left(\vec{T} \in \mathcal{T}_2, \alpha_{\vec{T}} < \frac{1}{6}n\right) \right) \times \Theta(\sqrt{n}) \\ &\leq e^{-\Omega(n)} - \eta \left( \Pr(\vec{T} \in \mathcal{T}_2) - \Pr\left(\alpha_{\vec{T}} < \frac{1}{6}n\right) \right) \times \Theta(\sqrt{n}) \\ &= e^{-\Omega(n)} - \eta \left( \Theta(n^{-1/2}) - e^{-\Omega(n)} \right) \times \Theta(\sqrt{n}) \\ &= -\Omega(1) \end{aligned}$$

where  $\Pr(\vec{T} \in \mathcal{T}_2)$  is equivalent to the probability of two-way ties under plurality w.r.t. IC, which is known to be  $\Theta(n^{-1/2})$  [Gillett, 1977]. This proves Lemma 2.  $\square$



### A.3 Proof of Claim 1

**Claim 1.** For any  $n \in \mathbb{N}$  and any  $p \in [0, n]$ , we have

$$\sum_{k=p}^n \binom{n}{k} (n-2k) = -p \binom{n}{p}$$

*Proof.*

$$\begin{aligned} \sum_{k=p}^n \binom{n}{k} (n-2k) &= \sum_{k=0}^n \binom{n}{k} (n-2k) - \sum_{k=0}^{p-1} \binom{n}{k} (n-2k) \\ &= n2^n - 2(n2^{n-1}) - \sum_{k=0}^{p-1} \binom{n}{k} (n-2k) \\ &= - \sum_{k=0}^{p-1} \binom{n}{k} (n-2k) \end{aligned}$$

The proof shall be continued by induction. We want to show that for all  $p \in [0, n]$ ,

$$\sum_{k=0}^{p-1} \binom{n}{k} (n-2k) = p \binom{n}{p} \quad (12)$$

**(Base step)** Substituting  $p = 1$  into Equation (12) yields

$$\binom{n}{0} (n-0) = n = 1 \binom{n}{1}$$

**(Inductive step)** Suppose Equation (12) holds for all  $p \in [0, n']$  for some  $n' < n$ . We want to show this holds for  $p+1$ , or equivalently that:

$$\sum_{k=0}^p \binom{n}{k} (n-2k) = p \binom{n}{p} + \binom{n}{p} (n-2p) = (p+1) \binom{n}{p+1}$$

where we've used the induction hypothesis in the first term's substitution. The middle term thus becomes

$$(n-p) \binom{n}{p} = \frac{n!(n-p)}{p!(n-p)!} = \frac{n!(p+1)}{(p+1)!(n-p-1)!} = (p+1) \binom{n}{p+1}$$

as desired.  $\square$

### A.4 Application of Stirling's Approximation for Lemma 2

Let  $u \in \mathbb{N}$  and set  $v = \lfloor \frac{u}{2} \rfloor$ . We can immediately see that  $\lceil \frac{u+1}{2} \rceil = v+1$ , and from Equation (11) in Lemma 2, we want to simplify the term  $(v+1) \binom{u}{v+1}$ . Stirling's approximation states that for every  $n \in \mathbb{N}$ ,

$$n! \sim \sqrt{2\pi n} \left(\frac{n}{e}\right)^n$$

If  $u$  is odd, then  $u = 2v+1$  and we have

$$\begin{aligned} \binom{u}{v+1} (v+1) &= \frac{u!}{v!2} \sim \frac{(\sqrt{2\pi u} u^u e^{-u})}{(\sqrt{2\pi v} v^{(v+0.5)} e^{-v})^2} = \frac{\sqrt{u}}{\sqrt{2\pi}} \frac{(u^u e^{-u})}{(v^{(2v+1)} e^{-2v})} \\ &= \frac{\sqrt{u}}{e\sqrt{2\pi}} \left(\frac{u}{v}\right)^u = \frac{\sqrt{u}}{e\sqrt{2\pi}} \left(2 + \frac{1}{v}\right)^u \end{aligned}$$

If  $u$  is even, then  $u = 2v$  and we have

$$\binom{u}{v+1} (v+1) = \frac{u!v}{v!2} \sim \frac{(\sqrt{2\pi u} u^u e^{-u}) v}{(\sqrt{2\pi v} v^{(v+0.5)} e^{-v})^2} = \frac{\sqrt{u}}{\sqrt{2\pi}} \frac{(u^u e^{-u}) v}{(v^{(2v+1)} e^{-2v})} = \frac{\sqrt{u} 2^u}{e\sqrt{2\pi}}$$

In both cases the objective scales as  $\Theta(\sqrt{u} 2^u)$ .

### A.5 Proof of Lemma 3

**Lemma 3** ( $\alpha = 3$ ). *Given  $m \geq 3$  and a utility vector  $\vec{u}$ , for any  $W \subseteq \mathcal{A}$  with  $|W| = 3$  and any  $n \in \mathbb{N}$ , we have  $\overline{\text{PoA}}(W) = o(1)$ .*

*Proof.* The proof uses a similar and simpler technique than that of Lemma 2. Without loss of generality, suppose  $W = \{1, 2, 3\}$  and consider the case where the plurality scores for 1, 2, and 3 are equal, denoted  $\mathcal{E}$ . The proofs for cases with alternatives 2 or 3 being truthful winners are similar. We first prove that conditioned on the vector  $\vec{t}$  of all agents' top preferences that satisfy  $\mathcal{E}$ , the maximum score difference between any pair of alternatives in  $\{1, 2, 3\}$  is  $o(n)$  with high probability that is close to 1. Secondly, we prove that  $\text{PW}(P) = W$  with probability  $\mathcal{O}(n^{-1})$ .

More precisely, for every  $j \leq n$ , we represent agent  $j$ 's ranking distribution (i.i.d. uniform over  $\mathcal{L}(\mathcal{A})$ ) by a Bayesian network of two random variables:  $T_j$  represents agent  $j$ 's top-ranked alternative, and  $Q_j$  represents  $j$ 's ranking conditioned on  $T_j$ . Formally, we have the following definition.

**Definition 4.** *For any  $j \leq n$ , we define a Bayesian network with two random variables  $T_j \in \mathcal{A}$  and  $Q_j \in \mathcal{L}(\mathcal{A})$ , where  $T_j$  has no parent and is the parent of  $Q_j$  (see Figure 2b). Let  $\vec{T} = (T_1, \dots, T_n)$  and  $\vec{Q} = (Q_1, \dots, Q_n)$ . The (conditional) distributions are:*

- $T_j$  follows a uniform distribution over  $\mathcal{A}$
- $Q_j$  follows the uniform distribution over linear orders whose top alternative is  $T_j$

It is not hard to verify that (unconditional)  $Q_j$  follows the uniform distribution over  $\mathcal{L}(\mathcal{A})$ . Therefore,  $\vec{Q}$  follows the same distribution as  $P$ , which is  $\text{IC}^n$ .

**Example 4.** *Let  $m = 4$  and  $W = \{1, 2, 3\}$ . For every  $j \leq n$ ,  $T_j$  is the uniform distribution over  $[4]$ . Given  $T_j = 1$ ,  $Q_j$  is the uniform distribution over*

$$\begin{aligned} & \{[1 \succ 2 \succ 3 \succ 4], [1 \succ 2 \succ 4 \succ 3], [1 \succ 3 \succ 2 \succ 4], \\ & [1 \succ 3 \succ 4 \succ 2], [1 \succ 4 \succ 2 \succ 3], [1 \succ 4 \succ 3 \succ 2]\} \end{aligned}$$

*Given  $T_j = 4$ ,  $Q_j$  is the uniform distribution over*

$$\begin{aligned} & \{[4 \succ 1 \succ 2 \succ 3], [4 \succ 1 \succ 3 \succ 2], [4 \succ 3 \succ 1 \succ 2], \\ & [4 \succ 2 \succ 1 \succ 3], [4 \succ 2 \succ 3 \succ 1], [4 \succ 3 \succ 2 \succ 1]\} \end{aligned}$$

□

**Step 1: Identify  $\mathcal{E}$ .** Let  $\mathcal{T}_3 \subseteq [m]^n$  denote the set of vectors  $\vec{t} = (t_1, \dots, t_n)$  such that alternatives 1, 2, and 3 have the maximum plurality score. Formally,

$$\mathcal{T}_3 = \{\vec{t} \in [m]^n : \forall 4 \leq i \leq m, |\{j : t_j = 1\}| = |\{j : t_j = 2\}| = |\{j : t_j = 3\}| > |\{j : t_j = i\}|\}$$

$\mathcal{E}$  holds for  $\vec{Q}$  if and only if  $\vec{T}$  takes a value in  $\mathcal{T}_3$ , implying the following equality.

$$\begin{aligned} \overline{\text{PoA}}(\{1, 2, 3\}) &= \Pr(\text{PW}(\vec{Q}) = \{1, 2, 3\}) \times \mathbb{E}[\text{D}^+(\vec{Q}) \mid \text{PW}(\vec{Q}) = \{1, 2, 3\}] \\ &= \sum_{\vec{t} \in \mathcal{T}_3} \Pr(\vec{T} = \vec{t}) \times \mathbb{E}[\text{D}^+(\vec{Q}) \mid \vec{T} = \vec{t}] \end{aligned} \quad (13)$$

**Step 2: Upper-bound the conditional adversarial loss.** We next employ the law of total expectation on Equation (13) by further conditioning on  $\mathbb{1}\{\text{D}^+(\vec{Q}) > n^{0.6}\}$ . This event represents whether the adversarial loss scales positively and at least sub-linearly in  $n$ . We will show this holds with high probability and establish the following conditional expectation to be  $o(n)$ , term-by-term:

$$\begin{aligned} \mathbb{E}[\text{D}^+(\vec{Q}) \mid \vec{T} = \vec{t}] &= \mathbb{E}[\text{D}^+(\vec{Q}) \mid \vec{T} = \vec{t}, \text{D}^+(\vec{Q}) > n^{0.6}] \times \Pr(\text{D}^+(\vec{Q}) > n^{0.6} \mid \vec{T} = \vec{t}) \\ &\quad + \mathbb{E}[\text{D}^+(\vec{Q}) \mid \vec{T} = \vec{t}, \text{D}^+(\vec{Q}) \leq n^{0.6}] \times \Pr(\text{D}^+(\vec{Q}) \leq n^{0.6} \mid \vec{T} = \vec{t}) \end{aligned}$$

Trivially, we note that

$$\mathbb{E}[\text{D}^+(\vec{Q}) \mid \vec{T} = \vec{t}, \text{D}^+(\vec{Q}) \leq n^{0.6}] \leq n^{0.6} \quad (14)$$

Second, for any  $t \in [m]$  and  $i_1, i_2 \in \{1, 2, 3\}$  with  $i_1 \neq i_2$ , we denote by  $D_{i_1, i_2}^t$  the random variable representing the utility difference between alternatives  $i_1$  and  $i_2$  in  $Q_j$ , conditioned on  $T_j = t$ :

$$D_{i_1, i_2}^t = \bar{u}(Q_j, i_1) - \bar{u}(Q_j, i_2)$$

Notice that  $D_{i_1, i_2}^t$  does not depend on  $j$ . For any  $\vec{t} \in [m]^n$  and  $j \leq n$ ,  $D_{i_1, i_2}^{t_j} \in [u_m - u_1, u_1 - u_m]$ , which implies  $D^+(\vec{Q}) \leq (u_1 - u_m)n$ , and henceforth

$$\mathbb{E}[D^+(\vec{Q}) \mid \vec{T} = \vec{t}, D^+(\vec{Q}) > n^{0.6}] \leq (u_1 - u_m)n \quad (15)$$

Thirdly, we observe that  $\mathbb{E}[D_{i_1, i_2}^{t_j}] > 0$  if  $t_j = i_1$ ,  $\mathbb{E}[D_{i_1, i_2}^{t_j}] = -\mathbb{E}[D_{i_1, i_2}^{i_1}] < 0$  if  $t_j = i_2$ , and  $\mathbb{E}[D_{i_1, i_2}^{t_j}] = 0$  otherwise. Let  $D_{i_1, i_2}^{\vec{t}} = \sum_{j=1}^n D_{i_1, i_2}^{t_j}$ . It follows that for any  $\vec{t} \in \mathcal{T}_3$  we have  $\mathbb{E}[D_{i_1, i_2}^{\vec{t}}] = 0$ , since  $\mathcal{E}$  implies  $|\{j : t_j = i_1\}| = |\{j : t_j = i_2\}|$ . Recalling that  $D_{i_1, i_2}^{t_j}$  is bounded, it follows from Hoeffding's inequality that

$$\Pr(|D_{i_1, i_2}^{\vec{t}}| > n^{0.6}) = \exp(-\Theta(n^{0.2}))$$

Recall that as a result of only having Type 1 BR steps, the equilibrium winner must be among the initial potential winners of any truthful profile [Reyhani and Wilson, 2012]. Therefore, for any  $\vec{t} \in \mathcal{T}_3$ , following the law of total probability, we have

$$\Pr(D^+(\vec{Q}) > n^{0.6} \mid \vec{T} = \vec{t}) \leq 6 \exp(-\Theta(n^{0.2})) \quad (16)$$

Combining Equations (14), (15), and (16) with Equation (13) yields our claim:

$$\begin{aligned} \overline{\text{PoA}}(\{1, 2, 3\}) &= \sum_{\vec{t} \in \mathcal{T}_3} \Pr(\vec{T} = \vec{t}) \times \mathbb{E}[D^+(\vec{Q}) \mid \vec{T} = \vec{t}] \\ &\leq \sum_{\vec{t} \in \mathcal{T}_3} \Pr(\vec{T} = \vec{t}) [6n(u_1 - u_m) \exp(-\Theta(n^{0.2})) + n^{0.6}(1 - 6 \exp(-\Theta(n^{0.2})))] \\ &= \Pr(\vec{T} \in \mathcal{T}_3) o(n) \end{aligned}$$

**Step 3. Determine the probability of three-way ties.** Notice that  $\Pr(\vec{T} \in \mathcal{T}_3)$  is equivalent to the probability of three-way ties under plurality w.r.t. IC, which is known to be  $\Theta(n^{-1})$  [Gillett, 1977]. Alternatively, it can be proved by representing  $\Pr(\vec{T} \in \mathcal{T}_3)$  as a polyhedra in  $\mathbb{R}^{m!}$ , which can be equivalently described by a system of linear inequalities, and then applying [Xia, 2021, Theorem 1], as in the proof of [Xia, 2021, Theorem 3]. This method can be easily extended to other cases where  $\{1, 2, 3\}$  are potential winners and not exactly tied, which is not covered by previous studies on the likelihood of ties [Gillett, 1977, Xia, 2021].

For completeness, we recall from [Xia, 2021] the system of linear inequalities used to represent the winners being  $W$  under any integer positional scoring rule  $r_{\vec{s}}$ .

**Definition 5 (Score difference vector).** For any scoring vector  $\vec{s}$  and pair  $a, b \in \mathcal{A}$ , let  $\text{Score}_{a,b}^{\vec{s}}$  denote the  $m!$ -dimensional vector indexed by rankings in  $\mathcal{L}(\mathcal{A})$ :  $\forall R \in \mathcal{L}(\mathcal{A})$ , the  $R$ -element of  $\text{Score}_{a,b}^{\vec{s}}$  is  $\vec{s}(R, a) - \vec{s}(R, b)$ .

Let  $\vec{x}_{\mathcal{A}} = (x_R : R \in \mathcal{L}(\mathcal{A}))$  denote the vector of  $m!$  variables, each of which represents the multiplicity of a linear order in a profile. Therefore,  $\text{Score}_{a,b}^{\vec{s}} \cdot \vec{x}_{\mathcal{A}}$  represents the score difference between  $a$  and  $b$  in the profile whose histogram is  $\vec{x}_{\mathcal{A}}$ . For any  $W \subseteq \mathcal{A}$ , we define the polyhedron  $\mathcal{H}^{\vec{s}, W}$  as follows.

**Definition 6.** For any integer scoring vector  $\vec{s}$  and any  $W \subseteq \mathcal{A}$ , we let  $\mathbf{E}^{\vec{s}, W}$  denote the matrix whose row vectors are  $\{\text{Score}_{a,b}^{\vec{s}} : a \in W, b \in W, a \neq b\}$ . Let  $\mathbf{S}^{\vec{s}, W}$  denote the matrix whose row vectors are  $\{\text{Score}_{a,b}^{\vec{s}} : a \notin W, b \in W\}$ . Let  $\mathbf{A}^{\vec{s}, W} = \begin{bmatrix} \mathbf{E}^{\vec{s}, W} \\ \mathbf{S}^{\vec{s}, W} \end{bmatrix}$ ,  $\vec{b} = (\vec{0}, -\vec{1})$ , and let  $\mathcal{H}^{\vec{s}, W}$  denote the corresponding polyhedron.

For example, for  $W = \{1, 2, 3\}$ ,  $\mathcal{H}^{\vec{s}_{plu}, W}$  is represented by the following inequalities.

$$\begin{aligned} \forall \{i_1, i_2\} \subseteq [3] \text{ s.t. } i_1 \neq i_2, \sum_{R:\text{top}(R)=i_1} x_R - \sum_{R:\text{top}(R)=i_2} x_R \leq 0 \\ \forall i_1 \in [3], i_2 \in [4, m], \sum_{R:\text{top}(R)=i_2} x_R - \sum_{R:\text{top}(R)=i_1} x_R \leq -1 \end{aligned}$$

Other cases of  $\text{PW}(P) = \{1, 2, 3\}$  can be characterized by modifying  $\vec{b}$  accordingly. For example,  $s_P(1) + 1 = s_P(2) = s_P(3)$  is represented by the following inequalities.

$$\begin{aligned} \sum_{R:\text{top}(R)=1} x_R - \sum_{R:\text{top}(R)=2} x_R \leq -1 \\ \sum_{R:\text{top}(R)=2} x_R - \sum_{R:\text{top}(R)=1} x_R \leq 1 \\ \sum_{R:\text{top}(R)=2} x_R - \sum_{R:\text{top}(R)=3} x_R \leq 0 \\ \sum_{R:\text{top}(R)=3} x_R - \sum_{R:\text{top}(R)=2} x_R \leq 0 \\ \forall i \in [4, m], \sum_{R:\text{top}(R)=i} x_R - \sum_{R:\text{top}(R)=2} x_R \leq -1 \end{aligned}$$

□

## B Experiments

In Theorem 2 we proved that when agents' preferences are distributed according to the impartial culture distribution, the EADPoA given 2-way ties is  $-\Omega(1)$  (Lemma 2) and the EADPoA given  $\alpha$ -way ties for  $\alpha \geq 3$  is  $o(1)$  (Lemmas 3 and 4). In this section we demonstrate experimental results using synthetic data to confirm these results.

Figures 3 and 4 were generated by fixing  $m = 4$  alternatives with the Borda utility vector  $\vec{u}_{Borda} = (3, 2, 1, 0)$ , and varying the number of agents. For each  $n \in \{100, 200, \dots, 1000\}$ , we sampled 10 million profiles uniformly at random and determined, for each  $P \sim IC^n$ , its equilibrium winning set  $\text{EW}(P)$  (see below). We then computed the adversarial loss

$$D^+(P) = \text{SW}_{\vec{u}_{Borda}}(P, r_{plu}(P)) - \min_{a \in \text{EW}(P)} \text{SW}_{\vec{u}}(P, a)$$

and averaged their values across all profiles with the same  $n$ . Experiments were run on an Intel Core i7-7700 CPU running Windows with 16.0 GB of RAM.

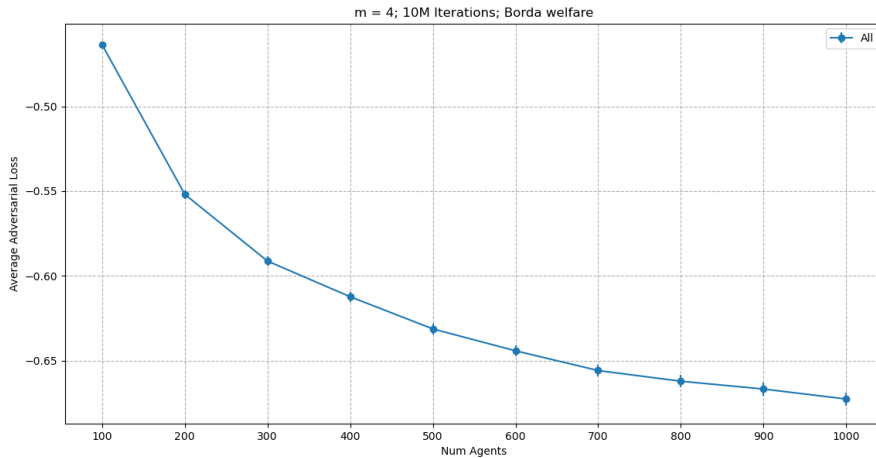


Figure 3: Average adversarial loss with  $m = 4$ ,  $\vec{u}_{Borda}$ , and 10M samples. Error bars represent 95% confidence intervals (too small to see).

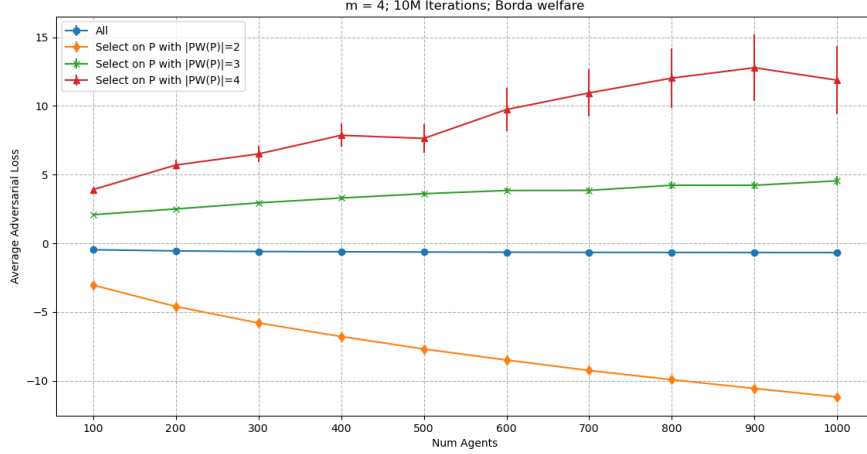


Figure 4: Average adversarial loss partitioned by  $\alpha$ -way ties,  $\alpha \in \{2, 3, 4\}$ . Error bars represent 95% confidence intervals.

Figure 3 demonstrates the sample mean adversarial loss according to these parameters, whereas Figure 4 partitions the loss based on  $\alpha$ -way ties,  $\alpha \in \{2, 3, 4\}$ . We note the mean loss decreases as  $n$  increases and is dominated by the two-way tie case complexity. However, the proliferation of Nash equilibrium profiles, with no BR dynamics and thus zero adversarial loss, keeps the trend close to zero. Therefore these results support our main theorem in this paper, that the welfare of the worst-case strategic equilibrium winner is greater than that of the truthful winner when agents' preferences are distributed according to IC.

**Computation of  $\text{EW}(P)$ .** The computation of  $\text{EW}(P)$  depends on the number of tied alternatives in  $|\text{PW}(P)|$ . For two-way ties, we simply apply Lemma 1 to determine  $\text{EW}(P)$  uniquely. For three- and four-way ties, one option is to simulate all BR sequences stemming from  $P^0 = P$ , determine the reachable Nash equilibrium profiles, and aggregate their plurality winners. However, we instead identify BR sequences exactly based on which of the  $4! = 24$  rankings are present in  $P$ . Our key insight is that Lemma 1 can be applied on  $P^t$  (for  $t > 0$ ) once  $|\text{PW}(P^t)| = 2$  to determine which of the two alternative is in  $\text{EW}(P)$ , for each pair of alternatives in the tie.

Consider, for example, a three-way tie profile  $P$  with  $\text{PW}(P) = \{1, 2, 3\}$  and  $s_P(1) = s_P(2) = s_P(3)$ . Then the following statements hold.

- The BR step  $R'_1 = [3 \succ 2 \succ 4 \succ 1] \rightarrow R''_1 = [2 \succ 3 \succ 4 \succ 1]$  leads to  $\text{PW}(P^1) = \{1, 2\}$ .
- The BR step  $R'_2 = [2 \succ 3 \succ 1 \succ 4] \rightarrow R''_2 = [3 \succ 2 \succ 1 \succ 4]$  leads to  $\text{PW}(P^1) = \{1, 3\}$ .
- The BR step  $R'_3 = [4 \succ 3 \succ 2 \succ 1] \rightarrow R''_3 = [3 \succ 4 \succ 2 \succ 1]$ , followed by the BR step  $R'_4 = [1 \succ 2 \succ 4 \succ 3] \rightarrow R''_4 = [2 \succ 1 \succ 4 \succ 3]$ , leads to  $\text{PW}(P^2) = \{2, 3\}$ .

These examples are of the format “ $R' \rightarrow R''$  leads to  $\text{PW}(P^t) = \{a, b\}$ ”. It is easy to verify that if  $R' \in P$ , then there exists a BR step to  $R''$  (or another ranking with the same top alternative) from  $P^0 = P$  that leads to the specified potential winning set. Once such a  $R' \in P$  is detected, we apply Lemma 1 on  $\{a, b\}$  to determine which alternative is in  $\text{EW}(P)$ . For  $|\text{PW}(P)| > 2$  the equilibrium winners might not be unique. For example, suppose all of  $\{R'_1, R'_2, R'_3, R'_4\}$  are in  $P$ . If we have  $P[2 \succ 1] > P[1 \succ 2]$ ,  $P[3 \succ 1] > P[1 \succ 3]$ , and  $P[2 \succ 3] \geq P[3 \succ 2]$ , then  $\text{EW}(P) = \{2, 3\}$ . If  $R'_2 \notin P$ , rather, then we do not compare  $P[1 \succ 3]$  and  $P[3 \succ 1]$ , and  $\text{EW}(P)$  reduces to  $\{2\}$ . In the experimentation code, we check all possible combinations of rankings that lead to pair-wise competitions between the alternatives of three-way ties. Four-way ties are treated similarly.