
How memory architecture affects performance and learning in simple POMDPs

Mario Geiger

Institute of Physics
École Polytechnique Fédéral de Lausanne
1015 Lausanne, Switzerland
mario.geiger@epfl.ch

Christophe Eloy

Institut de Recherche sur les Phénomènes Hors Équilibres
Centrale Marseille
CNRS
Aix-Marseille Université
13013 Marseille, France
christophe.eloy@irphe.univ-mrs.fr

Matthieu Wyart

Institute of Physics
École Polytechnique Fédéral de Lausanne
1015 Lausanne, Switzerland
matthieu.wyart@epfl.ch

Abstract

Reinforcement learning is made much more complex when the agent’s observation is partial or noisy. This case corresponds to a partially observable Markov decision process (POMDP). One strategy to seek good performance in POMDPs is to endow the agent with a finite memory, whose update is governed by the policy. However, policy optimization is non-convex in that case and can lead to poor training performance for random initialization. The performance can be empirically improved by constraining the memory architecture, then sacrificing optimality to facilitate training. Here we study this trade-off in the two-arm bandit problem, and compare two extreme cases: (i) the random access memory where any transitions between M memory states are allowed and (ii) a fixed memory where the agent can access its last m actions and rewards. For (i), the probability q to play the worst arm is known to be exponentially small in M for the optimal policy. Our main result is to show that similar performance can be reached for (ii) as well, despite the simplicity of the memory architecture: using a conjecture on Gray-ordered binary necklaces, we find policies for which q is exponentially small in 2^m i.e. $q \sim \alpha^{2^m}$ for some $\alpha < 1$. Interestingly, we observe empirically that training from random initialization leads to very poor results for (i), and significantly better results for (ii).

1 Introduction

Reinforcement learning is aimed at finding the sequence of actions that should take an agent to maximise a long-term reward [1]. This sequential decision-making is usually modeled as a Markov

decision process (MDP): at each time step, the agent chooses an action based on a policy (a function that relates the agent’s state to its action), with the aim of maximizing its value (the expected discounted sum of rewards). Deterministic optimal policies can be found through dynamic programming [2] when MDPs are discrete (both states and actions belong to discrete sets) and the agent fully knows its environment [3].

A practical difficulty arises when the agent only have a partial observation of its environment or when this observation is imperfect or stochastic. The mathematical framework is then known as a partially observable Markov decision process (POMDP) [4]. In this framework, the agent’s state is replaced by the agent’s belief, which is the probability distribution over all possible states. At each time step, the agent’s belief can be updated through Bayesian inference to account for observations. In the belief space, the problem becomes fully observable again and the POMDP can thus be solved as a “belief MDP”. However, the dimension of the belief space is much larger than the state space and solving the belief MDP can be challenging in practical problems.

Littman [5] proposed to give the agent a limited number of bits of memory, an idea that has been developed independently in the robotics community where it is known as a finite-state controller [6]. These works show that adding a memory usually increases the performance in POMDPs. But to this day, attempts to find optimal memory allocation have been limited to simple problems [7, 8, 9]. One central difficulty is that the value is a non-convex function of policy for POMDPs [10]: learning will thus generally get stuck in poor local maxima for random policy initialization. This problem is even more acute when memory is large or when all transitions between memory states are allowed. To improve learning, restricting the policy space to specific memory architectures where most transitions are forbidden is key [7, 8, 9]. Yet, finding general principles to optimize the memory architectures or the policy initialization remains a challenge.

Here, to address these questions, we focus on the two-arm bandit problem. At each time step, the agent chooses to pull one of two arms that yield random rewards with different means. We compare two memory structures: (i) a random access memory (RAM) in which all possible transitions between M distinct memory states are allowed; (ii) a Memento memory in which the agent can access its last m actions and rewards.

When the agent is provided with a RAM memory, we study the performance of a “column of confidence” policy (CCP): the agent keeps repeating the same action and updates its confidence in it by moving up and down the memory sites until it reaches the bottom of the column and the alternative action is tried. The performance of this policy is assessed through the calculation of the expected frequency q to play the worst arm (thus the smaller q , the better). For the CCP, q can be shown to be exponentially small in M . This result is closely related to the work of Cover and Hellman [11] on hypothesis testing and its extension to finite horizon [12]. In practice, we find that learning a policy with a RAM memory and random initialization leads to poor results, far from the performance of the column of confidence policy. Restricting memory transitions to chain-like transitions leads to much better results, although still sub-optimal.

Our main findings concerns the Memento memory architecture. Surprisingly, despite the lack of flexibility of the memory structure, excellent policies exist. Specifically, using a conjecture on Gray-ordered binary necklaces [13], we find a policy for which q is exponentially small in 2^m — which is considerably better than $q \sim \ln(m)/m$, optimal for an agent that only plays m times. For Memento memory, we also observe empirically that learning is faster and perform better than in the RAM case.

The code to reproduce the experiments is available at <https://github.com/pcsl-epfl/bandit>. The code depends on a function defined here <https://github.com/mariogeiger/gradientflow>. The experiments were executed on CPUs. We estimate that we used around 10 thousand CPU hours.

2 POMDPs and the Bandit problem

2.1 General formulation

Definition 2.1 (POMDP). A discrete-time POMDP model is defined as the 8-tuple $(S, A, T, R, \Omega, O, p_0, r)$: S is a set of states, A is a set of actions, T is a conditional transition

probability function $T(s'|s, a)$ where $s', s \in S$ and $a \in A$, $R : S \rightarrow \mathbb{R}$ is the reward function¹, Ω is a set of observations, $O(o|s)$ is a conditional observation probability with $o \in \Omega$ and $s \in S$, $p_0(s) : S \rightarrow \mathbb{R}$ is the probability to start in a given state s , and $r \in (0, 1]$ is the reset probability that defines a discount factor $(1 - r)$.

A state $s \in S$ specifies everything about the world (the agent, its memory and all the rest). The agent starts its journey in a state $s \in S$ with probability $p_0(s)$. Based on an observation $o \in \Omega$ obtained with probability $O(o|s)$ the agent takes an action $a \in A$. This action causes a transition to the state s' with probability $T(s'|s, a)$ and the agent gains the reward $R(s)$. And so on.

Definition 2.2 (Policy). A policy $\pi(a|o)$ is a conditional probability of executing an action $a \in A$ given an observation $o \in \Omega$.

Definition 2.3 (Policy State Transition). Given a policy π , the state transition T_π is given by

$$T_\pi(s'|s) = \sum_{o, a \in \Omega \times A} T(s'|s, a)\pi(a|o)O(o|s). \quad (1)$$

Definition 2.4 (Expected sum of discounted rewards). The expected sum of future discounted rewards of a policy π is

$$G_\pi = \mathbb{E}_{\substack{s_0 \sim p_0 \\ s_1 \sim T_\pi(\cdot|s_0) \\ s_2 \sim T_\pi(\cdot|s_1) \\ \dots}} \left[\sum_{t=0}^{\infty} (1-r)^t R(s_t) \right]. \quad (2)$$

Lemma 2.1. *The discounted POMDP defined in 2.1 with a discount $(1 - r)$ is equivalent to an undiscounted POMDP with a probability r to be reset in an initial state. In the POMDP with reset, the agent reaches a steady state $p(s)$ which can be used to calculate the expected sum of discounted rewards*

$$G_\pi = \frac{1}{r} \mathbb{E}_{s \sim p} [R(s)]. \quad (3)$$

Proof. When the agent has a probability r to be reset at each time step, it has a probability $(1 - r)^t$ to have not been reset after t time steps. The expected sum of undiscounted rewards thus obeys (2) in that case too. In such a undiscounted POMDP with reset, the state transition matrix becomes

$$\tilde{T}_\pi(s'|s) = r p_0(s') + (1 - r) T_\pi(s'|s). \quad (4)$$

and the steady state $p(s)$ has to be stable through \tilde{T}_π , thus satisfying $p(s') = \sum_s \tilde{T}_\pi(s'|s)p(s)$. In the tensor form, it can be written $\vec{p} = r \vec{p}_0 + (1 - r) T_\pi \vec{p}$. Applying recursively this formula n times we obtain:

$$\vec{p} = r \sum_{t=0}^{n-1} (1-r)^t T_\pi^t \vec{p}_0 + (1-r)^n T_\pi^n \vec{p}. \quad (5)$$

Translating it into an expectation value expression we obtain:

$$\mathbb{E}_{s \sim p} [f(s)] = r \mathbb{E}_{s_t \sim T_\pi^t p_0} \left[\sum_{t=0}^{n-1} (1-r)^t f(s_t) \right] + (1-r)^n \mathbb{E}_{s \sim T_\pi^n p} [f(s)] \quad (6)$$

for any function f and where $T_\pi p$ is understood as a matrix-vector product (note that $T_\pi p \neq p$). Replacing f by R and taking the limit $n \rightarrow \infty$, we obtain the Lemma 2.1. \square

2.2 Optimization algorithm

To optimize a policy algorithmically, we apply gradient descent on the expected sum of discounted rewards. First, we parametrize a policy with parameters $w \in \mathbb{R}^{|A| \times |\Omega|}$, normalized to get a probability using the softmax function $\pi(w) = \text{softmax}(w)$. Then, we compute the transition matrix

¹In the literature, R also depends on the action: $R : S \times A \rightarrow \mathbb{R}$. Our notation is not a loss of generality. The set of state can be made bigger $S \rightarrow S \times A$ in order to contain the last action.

\tilde{T}_π , from which we obtain the steady state p using the power method (See Appendix A). Finally, we calculate G_π by the Lemma 2.1.

Using an algorithm that keeps track of the operations (we use `pytorch` [14]), we can compute the gradient of G_π with respect to the parameters w and perform a gradient flow dynamics:

$$\frac{d}{dt}w = \frac{d}{dw}G_\pi(w). \quad (7)$$

2.3 Bandit Problem

The problem we consider is the two-arm bandit problem. We label the two arms by the letters A and B. The two arms gives a reward of $+1$ or -1 with a Bernoulli distribution. The probabilities to obtain a positive reward are noted k_A and k_B respectively. The environment is entirely defined by the couple (k_A, k_B) . With equal probability, the environment is in one of the following two configurations,

$$\begin{cases} k_A = \frac{1+\mu}{2} & k_B = \frac{1-\mu}{2} & (\text{hypothesis } H_A) \\ k_A = \frac{1-\mu}{2} & k_B = \frac{1+\mu}{2} & (\text{hypothesis } H_B) \end{cases} \quad (8)$$

where the hypothesis H_A (resp. H_B) corresponds to A (resp. B) being the best arm. In expectation over the environments, an agent that plays randomly or always the same arm will have a reward 0.

In our setup, the agent only knows its last arm played and reward obtained (if there were some) and the state of its memory (different memories are described below). Based on that, it chooses an arm (play A or B) and how to update its memory state.

In the POMDP formalism (c.f. 2.1), the state s contains the environment (k_A, k_B) , the memory state and the last arm played and reward obtained. We only consider agents that have a complete access to their memory, therefore O is deterministic and simply projects s by removing the environment information.

$$\begin{aligned} s &= \text{environment, memory state, last arm played and last reward} \\ o &= \text{memory state, last arm played and last reward} \\ a &= \text{arm to play, memory update} \end{aligned} \quad (9)$$

In the bandit problem, the expected sum of discounted gains G_π can be related to the probability q_π to play the worst arm

$$G_\pi = \frac{\mu}{r}(1 - 2q_\pi). \quad (10)$$

In the following, we will use q_π as a measure of performance, trying to find a policy π that minimizes q_π (and thus maximizes G_π).

2.4 Types of memory considered

Definition 2.5 (Random Access Memory (RAM)). RAM is the most flexible memory setting. The agent has M memory states and has full control over it. It has $|A| = M \times 2$ possible actions: the choice of the next memory state and which arm to play. There is a high degeneracy in the space of strategies since any permutation of the memory states leads to the same performance. Note that, since our agent can use the information of the last arm and reward, the total number of memory states is in fact $M_{\text{eff}} = 4M$, which corresponds to $2 + \log_2 M$ bits.

Definition 2.6 (Memento Memory²). The agent only has access to the information of its past m actions and rewards. For instance, for $m = 4$, an observation could be AABBB+--+-. We use the notation of the most recent action/reward on the right (here, the last action was B and the reward was $+1$). If the agent plays A and obtains a positive reward, the next memory state would be ABBA+--+-. In this memory architecture, the agent writes in its memory only through the plays he does ($|A| = 2$). Here, the number of bits is $2m$ and the total number of memory states is in fact $M_{\text{eff}} = 4^m$.

²*Memento* is a Christopher Nolan's film where the hero has a short-term memory loss every few minutes. Using photos and tattoos, the hero keeps track of information he will eventually forget, thus encoding information into his own actions.

3 Gain and exploration with a Random Access Memory

Hellman and Cover [11, 15] described an optimal policy for the RAM architecture in the limit of a small reset r . In their optimal policy, the memory states $i = 1 \dots M$ are organized linearly with transitions only occurring between i and $i - 1$ (if the last observation supports H_A) or $i + 1$ (if the last observation supports H_B). In the limit $r \rightarrow 0$, transition probabilities can be shown to be independent on i for $1 < i < M$. The two extreme memory states $i = 1$ and $i = M$ are special as they present a vanishing exit rate $\epsilon \rightarrow 0$. Thus, only these two states are visited with finite probability in that limit. For such a policy, one obtains an optimal probability to play the worst arm $q_{\text{HC}}(M) = \alpha^{M-1}/(\alpha^{M-1} + 1)$, with $\alpha = (1 - \mu)/(1 + \mu)$.³

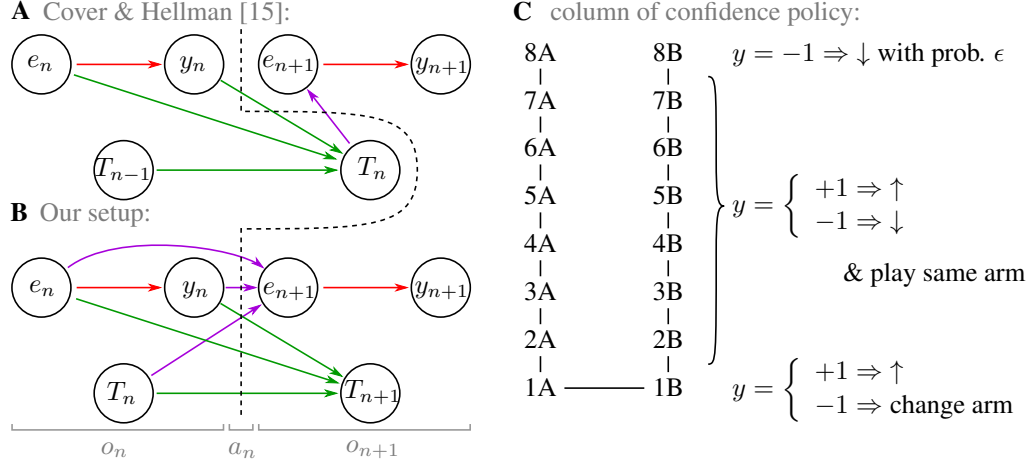


Figure 1: **A** Update scheme from [15] vs **B** our update scheme. Using the same notation as [15], y_n is the reward obtained by playing the arm e_n and T_n is the memory state (not to confuse with the transition probability T of Sec 2.1). To make the link with Sec 2.1 in our setup the state s_n correspond to the tuple $(e_n, y_n, T_n, k_A, k_B)$, the observation o_n to the triplet (e_n, y_n, T_n) and the action a_n is represented by the purple and green arrows. The red arrow can be seen as part of the conditional probability $T(s_{n+1}|s_n, a_n)$. **C** The column of confidence policy, that can be used in the RAM case, exemplified for $M = 8$. The memory states are organized into two columns. The distribution p_0 initializes the agent’s memory into states 1A or 1B with equal chance. The agent keeps playing the same arm, moving up and down a column depending on the reward, unless it is in the memory state 1 (it then switches arm after a negative reward). Once the agent reaches a state at the top of a column, it can only step down with small probability ϵ if a negative reward is obtained. This two-column arrangement effectively double the number of memory states, by creating $2M = 16$ distinct states. In this policy, the value of the memory can be viewed as a measure of the confidence in the arm being played.

Our set-up is slightly different, as we allow for the choice of arm to depend on both the memory state and the information of the last arm played and reward obtained (Figure 1A-B). In that case, the policy can be improved, as demonstrated by considering the *column of confidence* policy.

Definition 3.1 (column of confidence policy (CCP)). It is a RAM policy with M memory states. It is depicted in Figure 1C. Essentially, the agent uses its last arm played to effectively increase the size of its memory by a factor 2.

The probability q to play the worst arm by following CCP is derived in Appendix B for general r , by writing the transition probability matrix T_ϵ with a generic ϵ , for any of the two hypotheses H_A or H_B . From the stationary distribution $T_\epsilon \vec{p} = \vec{p}$, one obtains $q(\epsilon)$, which reaches its minimum value

³To see why a linear policy is optimal, introduce $\lambda_i = P(H_A|i)/P(H_B|i)$, with $P(H_A|i)$ the conditional probability that H_A is true if the memory state i is visited. Choose the labels i such that $\lambda_1 \geq \lambda_2 \dots \geq \lambda_M$. Then it can be shown that $\lambda_i/\lambda_{i+1} \leq \alpha^{-1}$ [11]. The linear policy saturates this bound for all i , leading to the maximal ratio that can be obtained between any two states $\lambda_1/\lambda_M = \alpha^{1-M}$. This ratio controls the gain in the limit $\epsilon \rightarrow 0$ where only these two states are visited with finite probabilities.

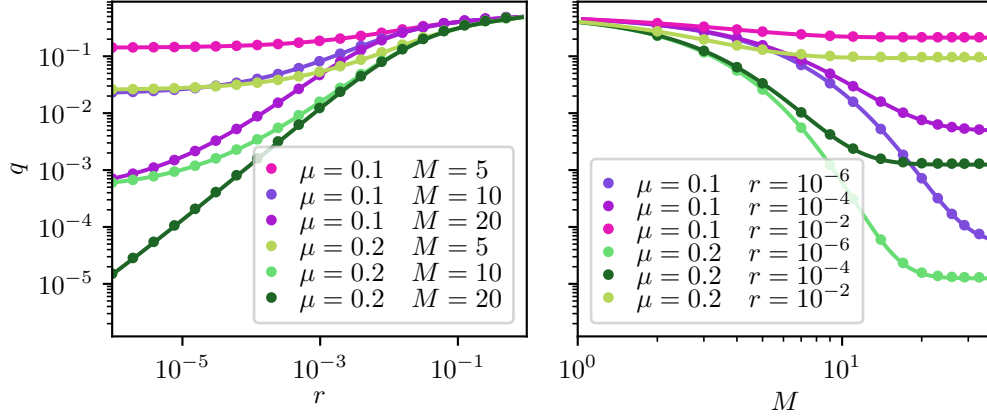


Figure 2: **Left** Probability to play the worst arm q vs. the reset probability r for different memory sizes M and two values of μ (the difference between the mean outcome of the two arms). **Right** q vs. memory size M for different r and μ indicated in legend. The solid lines show the analytical result corresponding to column of confidence policy (CCP), whereas symbols show the results of the learning algorithm (see Sec 2.2) for a RAM memory with a policy initialized close to the predicted optimal column of confidence policy ($\pi_0 \approx \pi_{\text{CCP}} + 10^{-4}$). Learning does not find strategies that perform better than the optimal column of confidence policy, even for large values of r , indicating that it is a local optimum. In this figure, error bars would be smaller than the symbols.

for:

$$\epsilon = \sqrt{2} \frac{\sqrt{\alpha - \alpha^{3M-1} + \alpha^M(2\mu - 3) + \alpha^{2M}(2\mu + 3)}}{\sqrt{1 - \alpha^M(1 - \alpha^M - \mu - \alpha^M\mu)}} \sqrt{r} + \mathcal{O}(r) \quad (11)$$

The result $\epsilon \sim \sqrt{r}$ indicates a non-trivial balance between exploration and exploitation, in which the time spent in each extreme state of the memory grows only as the square root of the horizon time $1/r$. A similar result was obtained for hypothesis testing [12].

For $r \rightarrow 0$ (a result generalized for any k_B and k_A in Appendix B), we obtain:

$$q_{\text{CCP}}(M) = \frac{\alpha^{2M-1}}{\alpha^{2M-1} + 1}. \quad (12)$$

Note that it is the optimal gain of a RAM memory of size $2M$. Since our agent memory size is $M_{\text{eff}} = 4M$ (the factor 4 coming from the 2 possible past actions and two possible rewards), the results of Hellman and Cover [11, 15] show that CCP is nearly optimal, in the sense that no policies with one less bit of memory can do better. In Figure 2, we confirm empirically that it is at least a local policy optimum, as performing policy optimization near this solution leads to no further improvements.

4 Gain for Memento memory

Are there efficient policies when the agent memorizes the last m arms played and rewards obtained (Memento memory cf. 2.6)? In the classical two-arm bandit problem, after a time m , the optimal strategy selects the worst arm with probability $q = O(\ln m/m)$ [16]. It turns out that our agent can use his own actions to encode events over a time much longer than m , leading to q exponentially small in 2^m in a stationary state with long horizon $r \rightarrow 0$.

Definition 4.1 (Necklace policy). The necklace policy is based on 4 key ingredients (Figure 3).

(i) Most of the time, the agent plays the oldest action in its memory (i.e. the arm played m actions before). Doing so, it memorizes actions cycle inside binary necklaces of length m (in combinatorics, a necklace is an equivalent class of character strings under cyclic rotation, here the strings are words of length m made of the letters A and B, hence binary). When m is prime, there are exactly $N(m) =$

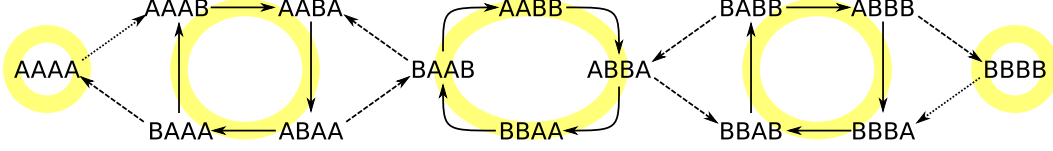


Figure 3: Necklace policy with memory of the $m = 4$ last arms played and rewards obtained (Memento memory cf. 2.6). Memory states are organized into 3 (5 if we consider the two end states) cycles of arms played, called necklaces in combinatorics. The memory state also contains the rewards obtained, but these are not explicitly shown here for the sake of readability. Most of time, the agent stays in the same necklace by playing the oldest action he remembers. Each necklace has 2 inputs and 2 outputs states (some states can be both input and output). The agent has a finite probability to leave its current necklace only when the output state is maximally informative: all 4 rewards are $+$ for A and $-$ for B to move to the left, or the opposite to move to the right. Thicker arrows represent high probability transition (deterministic in some situations); dashed arrows represent input/output transitions between necklaces; and thin arrows represent the small probabilities to leave the two end states.

$2 + (2^m - 2)/m$ distinct necklaces. For any m , the number of necklaces can be derived from Pólya's enumeration theorem [17] and is equal to $N(m) = \frac{1}{m} \sum_{d|m} \varphi(d) 2^{m/d}$, where φ is the Euler's totient function.

(ii) We provide a Gray order on the necklaces. It means that necklaces are numbered and two successive necklaces can only differ by one letter. We order the necklaces from $i = 1$ for the necklace where all actions are A to $i = n(m)$ for the necklace where all actions are B. The necklace $i = 1$ (resp. $i = n(m)$) also corresponds to the maximum confidence in hypothesis H_A (resp. H_B). In general, the longest possible chain of necklace, $n(m)$, is unknown and less than the total number $N(m)$ of necklaces. But, when m is prime, it has been conjectured (and checked for $m \leq 37$) that there exists a Gray order of all distinct necklaces [13]: in other words, $n(m) = N(m) = 2 + (2^m - 2)/m$, for m prime.

(iii) The probability to exit a necklace is zero, except for two exit configurations for which this probability is $\epsilon_1 > 0$ if two conditions are met. First, the memorized actions must allow the agent to switch from the necklace i to the necklace $i - 1$ or $i + 1$ by taking a new action. Second, the sequence of rewards must be maximally informative: to switch to the necklace $i - 1$ (i.e. gaining confidence in H_A), all rewards have to be $+1$ for the arm A and -1 for the arm B and the opposite to switch to the necklace $i + 1$.

(iv) In the two extreme states, the probability of exit is ϵ_0 when all rewards are negative. Below, we consider the limit $\lim_{\epsilon_1 \rightarrow 0} \lim_{\epsilon_0 \rightarrow 0} q(\epsilon_0, \epsilon_1)$ of this strategy. This order of limits ensures that only the extreme states are visited with a finite probability and that the agent cycles many times in each necklace before exit.

In order to compute the optimal gain of the necklace policy we introduce the following two lemmas.

Lemma 4.1. Assume a discrete random walk on a chain of sites indexed by i , with probabilities r_i to step from i to $i + 1$ and l_i to step from i to $i - 1$. Starting in site i , the probability to reach site $j + 1$ ($i \leq j$) before site $i - 1$ is

$$P_{i \rightarrow j} = \left(1 + \frac{l_i}{r_i} + \frac{l_i l_{i+1}}{r_i r_{i+1}} + \dots + \frac{l_i \dots l_j}{r_i \dots r_j} \right)^{-1}. \quad (13)$$

Proof. The proof is developed in Appendix C.1. \square

Lemma 4.2. Assume a discrete random walk on a chain of $n + 2$ sites indexed by $i = 0, 1, \dots, n + 1$ (with probabilities r_i to step to the right and l_i to the left). If $r_0 = \epsilon R$ and $l_{n+1} = \epsilon L$, in the limit $\epsilon \rightarrow 0$, the probability to be on site $n + 1$ is

$$p(n + 1) = \left(1 + \frac{L}{R} \prod_{i=1}^n \frac{l_i}{r_i} \right)^{-1}. \quad (14)$$

Proof. The proof is developed in Appendix C.2. \square

Using these two lemma the following theorem can be proved.

Theorem 4.3. *Consider the bandit problem described in (8) in the limit of small reset $r \rightarrow 0$. The necklace policy described in Definition 4.1 with parameters (ϵ_0, ϵ_1) has a probability q to play the worst arm satisfying $q \geq q^*$, with:*

$$q^* = \left(1 + \alpha^{m(1-n(m))}\right)^{-1} \quad \text{with } \alpha = \frac{1 - \mu}{1 + \mu}. \quad (15)$$

The optimal necklace policy converges to q^* when $r \ll \epsilon_0 \ll \epsilon_1 \ll 1$.

Proof. The detailed proof is contained in Appendix C.3. \square

Note At leading order $q^* = \alpha^{2^m} + o(\alpha^{2^m})$. This is because the number of distinct necklaces $N(m)$ only differs from $2 + (2^m - 2)/m$ at second order, and because we expect to find Gray orders within those distinct necklaces whose length only differ from $N(m)$ at second order.

5 Policy optimization and local minima

To study empirically how learning depends on the memory architecture, we measure how the probability $q(t)$ to play the worse arm after a training time t depends on the initialization of policy. For the RAM memory, we find that random initialization (blue curves) leads to very poor results (panels A and B of Figure 4). Results however improve when a linear structure for memory states is imposed (orange curves) and when the arms played are segregated on the two sides of that linear structure to form two columns (green). However, even in that case, training does not converge towards the optimal column of confidence parameters, unless parameters are initialized near the optimal values (red curves).

By contrast, training with the Memento memory (consisting in the last m actions and rewards, cf. 2.6) appears less sensitive to initialization. As shown in the panel C and D of Figure 4, initializing the policy randomly (blue) performs does not perform as well as initializing the policy with necklaces (orange), however the difference is not significant.

Although the RAM architecture is in principle more flexible (and in fact include Memento memories), we find that, for random initialization, the Memento architecture leads to actually *better* policies after training. The comparison is shown in panels E and F of Figure 4, where the two memory architectures are compared keeping the effective memory size M_{eff} constant. This finding emphasizes the need to constrain memory architecture, so as to obtain smoother optimization landscapes.

6 Conclusion

Memory scheme	Policies	
	Memento (cf. 2.6)	RAM (cf. 2.5)
Policy	necklace (cf. 4.1)	CCP (cf. 3.1)
Effective memory	$M_{\text{eff}} = 4^m$	$M_{\text{eff}} = 4M$
Performance ($q^{-1} - 1$)	$\alpha^{m(1-n(m))} \sim \alpha^{-2^m}$	$\alpha^{-(2M-1)}$
... as function of M_{eff}	$\sim \alpha^{-\sqrt{M_{\text{eff}}}}$	$\sim \alpha^{-M_{\text{eff}}/2}$
... more generally for ($k_A > k_B$)	$\left(\frac{1-k_B}{1-k_A}\right)^m \left(\frac{1/k_B-1}{1/k_A-1}\right)^{m(n(m)-2)/2}$	$\frac{1-k_B}{1-k_A} \left(\frac{1/k_B-1}{1/k_A-1}\right)^{M-1}$

Table 1: Comparison of the performances of the necklace and CCP strategies in the limit $r \rightarrow 0$.

Our results are summarized in Table 1 that compares the necklace policy (cf. 4.1) and the column of confidence policy (cf. 3.1). For each of these policies, we provide the optimal performance, reached in the limit $r \rightarrow 0$. We conjecture that these policies are the optimal ones for the Memento and RAM

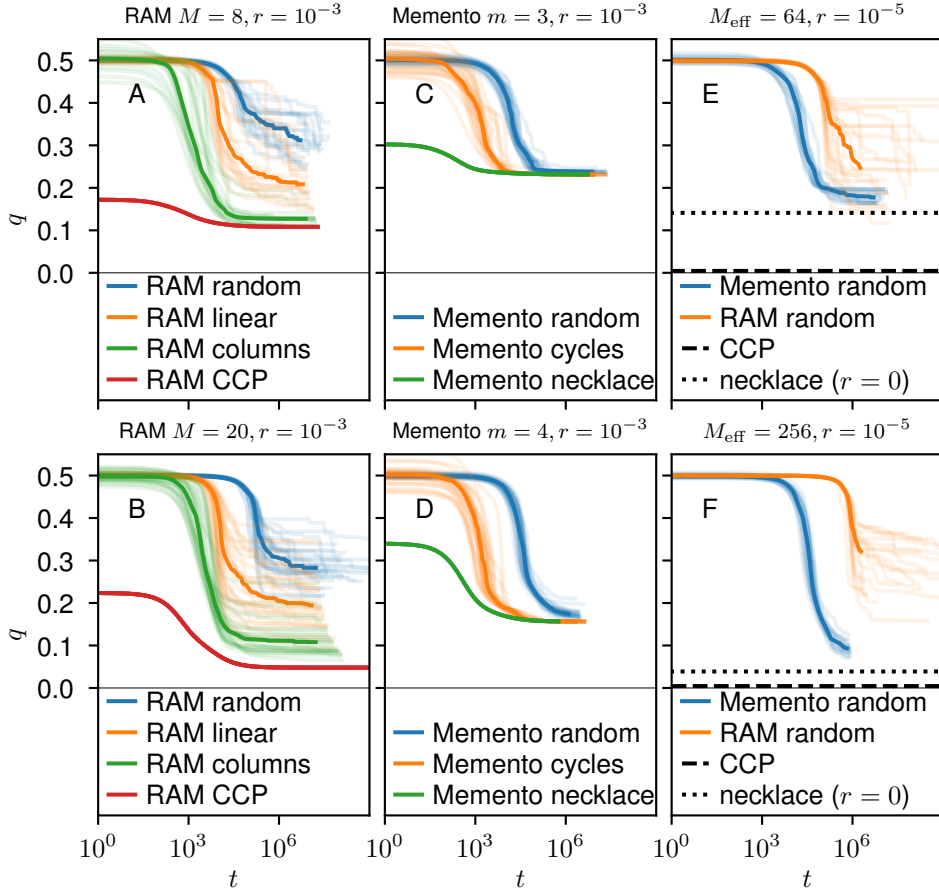


Figure 4: Dynamics of the optimization algorithm for different initialization methods. Probability to play the worse arm q vs. algorithm time t (time defined in (7)) for different seeds. 20 initialization seeds are shown in light color and the median is shown in solid color. The wall time is capped to 1 hour per optimization. **A-B** RAM with $M = 8$ and $M = 20$, we compare the *random* initialization, the *linear* initialization where the jumps in memory states are initialized to be contiguous, the *columns* initialization corresponding to linear initialization with the extra constraint that the last action is repeated except for the memory state 1 and the *CCP* (close to) the column of confidence policy ($\pi_0 \approx \pi_{\text{CCP}} + 10^{-4}$). **C-D** q vs. t for the Memento memory $m = 3$ and $m = 4$. We compare the *random* initialization with the *cycles* initialization that repeats the oldest action, except if all the remembered plays correspond to a maximally informative event (during training a path between the cycles has to be learned) and the *necklace* where ϵ_0 and ϵ_1 has to be learned. **E-F** q vs. t for randomly initialized policies. The values of m (3 and 4) and M (16 and 64) are chosen such that the total memory needed to perform these strategies M_{eff} is identical in each panel. The dashed line corresponds to calculation of q for the CCP and for the necklace policy (for which we only have a prediction for $r = 0$). In this figure $\mu = 0.1$.

memory schemes respectively. Concerning the Memento memory, this conjecture is supported by the simulations shown in Figure 3: the best numerical policies found for $m = 3$ and $m = 4$ are in fact the necklace policy.

The calculations of the performances of the necklace and CCP policies can be generalized to any distribution of the Bernoulli probabilities k_A and k_B (last line of Table 1). However, these policies are probably sub-optimal. For example, when the means of k_A and k_B are very small, a negative reward will be less informative than a positive one and a CCP policy will lead to oscillations at the bottom of the columns, playing each arm alternatively.

An interesting additional question for the future is the generalization of these ideas to a broader set of tasks. The CCP appears well-suited for multiple hypotheses testing [18, 19], where it would correspond to a “star” policy with a branch for each hypothesis. Classifying optimal policies for more complex hierarchical tasks, such as those involved in navigation [20, 21], would have practical applications.

Finally, it is intriguing that for all memory structures studied, a linear organization of memory states appears to be optimal. Despite the fact that our set-up is intrinsically digital, optimal policies approach an analog memory architecture with a single degree of freedom: it corresponds to the position along the chain, and measures the relative belief of one hypothesis over the other. In neuroscience, dominant models of decision making often present a single analogue variable being updated by observations [22, 23]. It would be interesting to test experimentally, in situations where the environment can change with a small probability r between two distinct classes, if animals stick to two extreme beliefs, and leave them for exploration with some rate $\sim \sqrt{r}$.

Acknowledgments and Disclosure of Funding

We thank Alessandro Favero, Antonio Sclocchi, Aurore Loisy, Clément Hongler, Francesco Cagnetta, Leonardo Petrini and Umberto Tomasini for helpful discussions. This work was supported by the grant from the Simons Foundation (#454953 Matthieu Wyart). C.E. received funding from the European Research Council (ERC) under the European Union’s Horizon 2020 research and innovation programme (grant agreement No 834238).

References

- [1] Richard S. Sutton and Andrew G. Barto. *Reinforcement learning: An introduction*. MIT press, 2018.
- [2] Richard Bellman. Dynamic programming. *Science*, 153(3731):34–37, 1966.
- [3] Christopher JCH Watkins and Peter Dayan. Q-learning. *Machine learning*, 8(3-4):279–292, 1992.
- [4] Richard D. Smallwood and Edward J. Sondik. The optimal control of partially observable markov processes over a finite horizon. *Operations research*, 21(5):1071–1088, 1973.
- [5] Michael L. Littman. An optimization-based categorization of reinforcement learning environments. *From animals to animats*, 2:262–270, 1993.
- [6] Nicolas Meuleau, Leonid Peshkin, Kee-Eung Kim, and Leslie Pack Kaelbling. Learning finite-state controllers for partially observable environments. *arXiv preprint arXiv:1301.6721*, 2013.
- [7] Leonid Peshkin, Nicolas Meuleau, and Leslie Kaelbling. Learning policies with external memory. *arXiv preprint cs/0103003*, 2001.
- [8] Marvin Zhang, Zoe McCarthy, Chelsea Finn, Sergey Levine, and Pieter Abbeel. Learning deep neural network policies with continuous memory states. In *2016 IEEE International Conference on Robotics and Automation (ICRA)*, pages 520–527, 2016.
- [9] Rodrigo Toro Icarte, Richard Valenzano, Torny Q. Klassen, Phillip Christoffersen, Amirmassoud Farahmand, and Sheila A. McIlraith. The act of remembering: A study in partially observable reinforcement learning. *arXiv:2010.01753 [cs]*, 2020.
- [10] Tommi Jaakkola, Satinder P. Singh, and Michael I. Jordan. Reinforcement learning algorithm for partially observable markov decision problems. *Advances in neural information processing systems*, pages 345–352, 1995.
- [11] Martin E. Hellman and Thomas M. Cover. Learning with Finite Memory. *The Annals of Mathematical Statistics*, 41(3):765–782, 1970.
- [12] Andrea Wilson. Bounded Memory and Biases in Information Processing. *Econometrica*, 82(6):2257–2294, 2014.
- [13] Christopher Degni and Arthur A. Drisko. Gray-ordered binary necklaces. *the electronic journal of combinatorics*, pages R7–R7, 2007.

- [14] Adam Paszke, Sam Gross, Soumith Chintala, Gregory Chanan, Edward Yang, Zachary DeVito, Zeming Lin, Alban Desmaison, Luca Antiga, and Adam Lerer. Automatic differentiation in pytorch. 2017.
- [15] Thomas M. Cover and Martin E. Hellman. The two-armed-bandit problem with time-invariant finite memory. *IEEE Transactions on Information Theory*, 16(2):185–195, 1970.
- [16] Peter Auer, Nicolo Cesa-Bianchi, and Paul Fischer. Finite-time analysis of the multiarmed bandit problem. *Machine learning*, 47(2):235–256, 2002.
- [17] George Pólya. Kombinatorische anzahlbestimmungen für gruppen, graphen und chemische verbindungen. *Acta mathematica*, 68(1):145–254, 1937.
- [18] Balakrishnan Chandrasekaran and Kadathur B. Lakshmanan. Finite memory multiple hypothesis testing: Close-to-optimal schemes for bernoulli problems. *IEEE Transactions on Information Theory*, 24(6):755–759, 1978.
- [19] Sidney Yakowitz et al. Multiple hypothesis testing by finite memory algorithms. *The Annals of Statistics*, 2(2):323–336, 1974.
- [20] Georgios Theodorou, Kevin Murphy, and Leslie Pack Kaelbling. Representing hierarchical pomdps as dbns for multi-scale robot localization. In *IEEE International Conference on Robotics and Automation, 2004. Proceedings. ICRA'04. 2004*, volume 1, pages 1045–1051. IEEE, 2004.
- [21] Marc Toussaint, Laurent Charlin, and Pascal Poupart. Hierarchical pomdp controller optimization by likelihood maximization. In *UAI*, volume 24, pages 562–570, 2008.
- [22] Joshua I. Gold and Michael N. Shadlen. The neural basis of decision making. *Annual review of neuroscience*, 30, 2007.
- [23] Robert A. Rescorla and Allan R. Wagner. *A theory of Pavlovian conditioning: Variations in the effectiveness of reinforcement and nonreinforcement*, pages 64–99. Appleton-Century-Crofts, 1972.

The solutions are of the form $p_i = c_1 w_+^i + c_2 w_-^i$ with

$$w_{\pm} = \frac{1 \pm \sqrt{1 - (1-r)^2(1-\mu^2)}}{(1-r)(1+\mu)} \quad (21)$$

To fix the coefficients c_1, c_2 in the two bulks we have 6 equations:

- two on the left border (two first lines of (19))
- two in the center, at the injection (two middle lines of (19))
- two on the right border (two last lines of (19))

Solving these equations, we can compute the probability to play the wrong arm (B, assuming $\mu > 0$).

$$q = \frac{w_+(1+w_+)(1-w_-)w_-^{2M}(1+w_+(\epsilon-1))(w_-+\epsilon-1) + (w_+ \leftrightarrow w_-)}{2(w_- - w_+)(w_+^{2M}w_-(1+w_-(\epsilon-1)))(w_+ + \epsilon - 1) - (w_+ \leftrightarrow w_-)} \quad (22)$$

in this expression of q we expressed r, μ and k_A, k_B in function of w_{\pm}

Optimizing q with respect to ϵ leads to

$$\epsilon = (w_- w_+)^{-M} \frac{(w_- - 1)w_-^M(w_+ - 1)w_+^M(w_- w_+ - 1)(w_-^M w_+ - w_- w_+^M)^2}{(w_- - 1)(w_+ - 1)(w_- w_+)^{1+2M}(w_- w_+ - 1)^2(w_+^M - w_-^M) - \left(\begin{array}{c} w_-^{3M} w_+^2 (1 + w_-)(1 + w_+) \\ - (w_+ \leftrightarrow w_-) \\ + w_+^{2M} w_-^{1+M} (2w_+ + w_- + w_+ w_- (7 + 2w_+) + w_-^2 (w_+ - 1)) \\ - (w_+ \leftrightarrow w_-) \end{array} \right)}{(w_- w_+ - 1) \left(\begin{array}{c} w_-^2 w_+^{2M} (1 + w_- (w_+ - 1) + w_+) \\ + (w_+ \leftrightarrow w_-) \\ - 2w_-^{1+M} w_+^{1+M} (1 + w_- w_+) \end{array} \right)} \quad (23)$$

We can make the Taylor expansion of ϵ with respect to r

$$\epsilon = \sqrt{2} \frac{\sqrt{\alpha - \alpha^{3M-1} + \alpha^M(2\mu - 3) + \alpha^{2M}(2\mu + 3)}}{\sqrt{1 - \alpha^M}(1 - \alpha^M - \mu - \alpha^M \mu)} \sqrt{r} + \mathcal{O}(r) \quad (24)$$

with $\alpha = \frac{1-\mu}{1+\mu}$

For M large, it converge quickly toward

$$\epsilon = \sqrt{\frac{2r}{1-\mu^2}} + \mathcal{O}(r) \quad (25)$$

In the limit $r \rightarrow 0$ we get

$$q = \frac{\alpha^{2M-1}}{\alpha^{2M-1} + 1} + \mathcal{O}(\sqrt{r}) \quad (26)$$

C Random walk along a chain

C.1 Probability to traverse the chain

Consider a random walk on a chain of sites with probabilities r_i to move from site i to $i + 1$ and l_i to move from i to $i - 1$ (Figure 5). First, we want to compute the probability $P_{i \rightarrow j}$ (with $i \leq j$) that, starting at site i , the walker visits the site $j + 1$ before the site $i - 1$. Note that $P_{i \rightarrow j}$ only depends on $\{l_k\}_{k=i}^j$ and $\{r_k\}_{k=i}^j$. Note also that according to this definition $P_{i \rightarrow i} = \frac{r_i}{l_i + r_i}$. We also define $P_{i \leftarrow j}$ as the probability to reach $i - 1$ before $j + 1$ by starting in j , then we have $P_{i \leftarrow i} = \frac{l_i}{l_i + r_i}$.

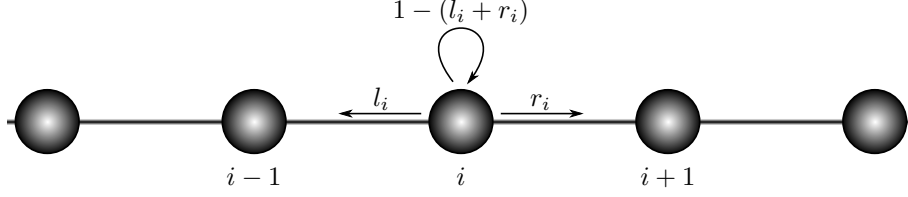


Figure 5: Markov chain

Starting in i , after one time step the walker is either (i) in $i-1$ (with probability l_i) and the probability to reach $j+1$ before reaching $i-1$ becomes null, (ii) still in i (with probability $1 - (l_i + r_i)$) and the probability to reach $j+1$ before $i-1$ is still given by $P_{i \rightarrow j}$, (iii) in $i+1$ (with probability r_i). Once in $i+1$ there are two possibilities: either the walker never comes back to i and it reaches $j+1$ (with probability $P_{i+1 \rightarrow j}$), or it does (with probability $1 - P_{i+1 \rightarrow j}$) and it again has the same probability $P_{i \rightarrow j}$ to reach $j+1$ before $i-1$. Thus we have:

$$P_{i \rightarrow j} = (1 - (l_i + r_i))P_{i \rightarrow j} + r_i (P_{i+1 \rightarrow j} + (1 - P_{i+1 \rightarrow j})P_{i \rightarrow j}). \quad (27)$$

The quantities that matter are $p_i \equiv r_i / (l_i + r_i)$. If we isolate $P_{i \rightarrow j}$ to the l.h.s. we get

$$P_{i \rightarrow j} = \frac{p_i P_{i+1 \rightarrow j}}{1 - p_i (1 - P_{i+1 \rightarrow j})}. \quad (28)$$

Making the changes of variable $X_{i \rightarrow j} \equiv \frac{1 - P_{i \rightarrow j}}{P_{i \rightarrow j}}$ and $x_i \equiv \frac{1 - p_i}{p_i}$ (note that $x_i = l_i / r_i$) we obtain

$$X_{i \rightarrow j} = x_i (1 + X_{i+1 \rightarrow j}). \quad (29)$$

By repeating the formula we see that we get

$$X_{i \rightarrow j} = \sum_{k=i}^j \prod_{l=i}^k x_l = x_i + x_i x_{i+1} + x_i x_{i+1} x_{i+2} + \dots + x_i \dots x_j \quad (30)$$

from which we can get $P_{i \rightarrow j}$ by the inverse transformation

$$P_{i \rightarrow j} = \left(1 + \frac{l_i}{r_i} + \frac{l_i}{r_i} \frac{l_{i+1}}{r_{i+1}} + \dots + \frac{l_i}{r_i} \dots \frac{l_j}{r_j} \right)^{-1}. \quad (31)$$

C.2 Chain with final states

Let us consider the same chain as above with a finite length n such that sites are labelled from $i = 1$ to n . Now let us add a final state at each end of the chain (sites $i = 0$ and $n + 1$). We consider the probabilities to leave the final states asymptotically small, of order ϵ . More precisely, the probability to move from $i = 0$ to 1 is ϵR (we call it R as it is a probability to go to the Right, although it concerns the most left site) and the probability to move from $n + 1$ to n is ϵL . These probability and the probabilities $p(0)$ and $p(n + 1)$ to be on the site 0 and $n + 1$ are related by a balance of the flow from 0 to $n + 1$:

$$p(0)\epsilon R P_{1 \rightarrow n} = p(n + 1)\epsilon L P_{1 \leftarrow n}. \quad (32)$$

In the limit $\epsilon \rightarrow 0$, the probabilities to be in the extreme states tends to 1 and we thus have $p(0) = 1 - p(n + 1)$, yielding

$$p(n + 1) = \left(1 + \frac{L}{R} \frac{P_{1 \leftarrow n}}{P_{1 \rightarrow n}} \right)^{-1}. \quad (33)$$

This result can be simplified using the equality

$$\frac{P_{1 \leftarrow n}}{P_{1 \rightarrow n}} = \frac{1 + \frac{l_1}{r_1} + \dots + \frac{l_1}{r_1} \dots \frac{l_n}{r_n}}{1 + \frac{r_n}{l_n} + \dots + \frac{r_n}{l_n} \dots \frac{r_1}{l_1}} = \prod_{i=1}^n \frac{l_i}{r_i}, \quad (34)$$

to finally obtain the formula

$$p(n + 1) = \left(1 + \frac{L}{R} \prod_{i=1}^n \frac{l_i}{r_i} \right)^{-1}. \quad (35)$$

C.3 Chain of necklaces

To compute the gain of the necklace policy, the idea is to show that necklaces can be arranged on a chain so that we can use (35) (see Figure 3).

For m prime, the number of non trivial necklaces is $(2^m - 2)/m$, the trivial necklaces being the two final states (i.e., the words AAA...A and BBB...B). Using the conjecture of Degni and Drisko [13], there is a Gray order on these necklaces when m is prime. In other words, there is a chain from one final state to the other that passes exactly once by each necklace, the difference between two successive necklaces being exactly one bit (i.e. a single A is changed into B or vice versa).

In any case (m prime or not), we call $n(m)$ the length of the longest chain with Gray order. We call $y(m)$ the length of the smallest necklace in that longest chain (arguably the smallest prime factor of m).

A necklace is characterized by the numbers a and b of letters A and B in the m -long word, with $a + b = m$. After at least one complete loop in the necklace (i.e. at least $y(m)$ actions), the probabilities to leave that necklace (when we are at the exit states) are

$$l_i = \epsilon_1 k_A^a (1 - k_B)^b, \quad (36)$$

$$r_i = \epsilon_1 (1 - k_A)^a k_B^b. \quad (37)$$

With the odds to do at least one loop increasing as ϵ_1 goes to zero or $y(m)$ goes to ∞ .

In the two final states, and again after one loop, the probabilities to leave are $\epsilon_0 L = \epsilon_0 (1 - k_B)^m$ and $\epsilon_0 R = \epsilon_0 (1 - k_A)^m$. We can now use the formula (35) (when $\epsilon_0 \ll \epsilon_1 \ll 1$), in which the product simplifies as

$$\prod_{i=1}^n \frac{l_i}{r_i} = \prod_{i=1}^{n(m)-2} \frac{k_A^{a_i} (1 - k_B)^{b_i}}{(1 - k_A)^{a_i} k_B^{b_i}} \quad (38)$$

$$= \frac{\prod_{i=1}^{n(m)-2} (1/k_B - 1)^{b_i}}{\prod_{i=1}^{n(m)-2} (1/k_A - 1)^{a_i}} \quad (39)$$

$$= \frac{(1/k_B - 1)^{\sum_i b_i}}{(1/k_A - 1)^{\sum_i a_i}} \quad (40)$$

$$= \left(\frac{1/k_B - 1}{1/k_A - 1} \right)^{m(n(m)-2)/2} \quad \text{since} \quad \sum_{i=1}^{n(m)-2} (a_i + b_i) = m(n(m) - 2) \quad (41)$$

where a_i and b_i are the occurrences of A and B in the necklace i .

Inserting (41) into (35) and using the value of k_A and k_B given in (8) for hypothesis H_A leads to

$$p(n+1) = \left(1 + \alpha^{m(1-n(m))} \right)^{-1}, \quad \text{with} \quad \alpha = \frac{1 - \mu}{1 + \mu}. \quad (42)$$

and $p(0)$ can be obtained by changing μ into $-\mu$ or α into $1/\alpha$, by symmetry of the necklace policy. The probabilities under hypothesis H_B are obtained by exchanging $p(0)$ and $p(n+1)$, again by symmetry.

Under hypothesis H_A (resp. H_B), the value $p(n+1)$ (resp. $p(0)$) corresponds to the probability q^* to play the worst arm if the probabilities of the non-final necklaces are zero (which is asymptotically true if $\epsilon_0 \ll \epsilon_1$). To reach q^* , we also need ϵ_1 to be asymptotically small in order to guarantee at least one loop in each necklace and ϵ_0 has to be asymptotically larger than the reset r . In summary, we need $r \ll \epsilon_0 \ll \epsilon_1 \ll 1$ to reach asymptotically q^* , otherwise the probability q will be larger than q^* .

C.4 column of confidence policy with no reset

When there is no reset $r = 0$ we can compute the performance of the column of confidence policy for two bandits of probabilities k_A and k_B . We obtain via (35) (assuming $k_A > k_B$)

$$q^{-1} - 1 = \frac{1 - k_B}{1 - k_A} \left(\frac{1/k_B - 1}{1/k_A - 1} \right)^{M-1} \quad (43)$$