

Neutron Spin Structure from e - ^3He Scattering with Double Spectator Tagging at the Electron-Ion Collider

I. Friščić^{a,b,1}, D. Nguyen^{a,b,1}, J.R. Pybus^{a,b}, A. Jentsch^c, E.P. Segarra^a, M.D. Baker^d, O. Hen^a, D.W. Higinbotham^b, R. Milner^a, A.S. Tadepalli^b, Z. Tu^c, J. Rittenhouse West^{b,e}

^aLaboratory for Nuclear Science, Massachusetts Institute of Technology, Cambridge, MA 02139, USA

^bThomas Jefferson National Accelerator Facility, Newport News, Virginia 23606, USA

^cDepartment of Physics, Brookhaven National Laboratory, Upton, NY 11973, USA

^dMark D. Baker Physics and Detector Simulations LLC, Miller Place, NY 11764, USA

^eNuclear Science Division, Lawrence Berkeley National Laboratory, Berkeley, CA 94720, USA

Abstract

The spin structure function of the neutron is traditionally determined by measuring the spin asymmetry of inclusive electron deep inelastic scattering (DIS) off polarized ^3He nuclei. In such experiments, nuclear effects can lead to large model dependencies in the interpretation of experimental data. Here we study the feasibility of suppressing such model dependencies by tagging both spectator protons in the process of DIS off neutrons in ^3He at the forthcoming Electron-Ion Collider (EIC). This allows reconstructing the momentum of the struck neutron to ensure it was nearly at rest in the initial state, thereby reducing sensitivity to nuclear corrections, and suppress contributions from electron DIS off protons in ^3He . Using realistic accelerator and detector configurations, we find that the EIC can probe the neutron spin structure from x_B of 0.003 to 0.651. We further find that the double spectator tagging method results in reduced uncertainties by a factor of 4 on the extracted neutron spin asymmetries over all kinematics, and by a factor of 10 in the low- x_B region, thereby providing valuable insight to the spin and flavor structure of nucleons.

1. Introduction

The decomposition of nucleon spin in terms of the contribution of quark spin, quark orbital angular momentum and total angular momentum of the gluons is a fundamental challenge of hadronic physics [1, 2]. Experiments have found that quarks carry only around 30% of the total spin of the nucleon [3, 4] and in the future are aimed at pinning down the contribution of the Orbital Angular Momentum (OAM) contribution of the quarks in the valence region [5]. Precise data is essential to test various theories for valence quark spin contribution in particular, where the contributions to spin from sea quark and anti-quark pairs as well as gluons are expected to be small. Previous results hint at quark OAM contributions to the neutron spin [6].

While stable particles such as hydrogen are readily available for studies of the proton structure, the neutron, with its short half-life, cannot be used as a standalone fixed target for high luminosity scattering experiments. Instead, physicists have made use of deuterium and ^3He targets as effective neutron targets in order to extract unpolarized nucleon structure functions F_1 and F_2 [7, 8] as well as polarized spin structure functions g_1 and g_2 [9, 10].

A novel experimental method for minimizing corrections due to off-shell neutron effects as well as deep inelastic scattering events from protons in ^3He is to tag the re-

coiling spectator proton(s) from the target. This was done recently in the Jefferson Lab BONuS experiment [11, 12] with deuterium in which neutron deep inelastic scattering events were selected by requiring the detection of an accompanying low momentum proton. By ensuring the recoiling momentum of the proton is small, the experiment maximizes the probability that the electron has undergone deep inelastic scattering on a nearly free neutron. This technique minimizes the model dependence of the extraction of the neutron information and avoids many of the theoretical problems involved with extracting neutron information from inclusive scattering from a nuclear target.

Unfortunately, this same technique has never been done with fixed target polarized ^3He targets, where the low momentum recoil protons would need to pass through the glass of the target cell walls in order to be detected. Thus, to date, the neutron structure functions are extracted from ^3He measurements and require large model dependent corrections from the measured cross sections and asymmetries to extract the quantities of interest [10, 13]. In Fig. 1 we show the large difference between the measured quantities and the extracted neutron information.

While our knowledge of the three-body system and nuclear corrections is good, it is clearly not perfect as has been shown experimentally [14, 15, 16, 17]. Traditionally, one measures the DIS off the polarized ^3He to determine the virtual photon asymmetry $A_1^{^3\text{He}}$, and then deduces the neutron asymmetry A_1^n . In this procedure the model de-

¹These authors contributed equally to this work.

pendent proton polarization used as an input in extraction dominates the total systematic uncertainty [18]. Thus, while accurate measurements of A_1^p exist for the proton, more precise data on effective polarized neutron targets are necessary

With high energy electron and ^3He beams at the Electron-Ion Collider (EIC), it is possible to detect recoiling spectator protons with low momentum in the rest frame of ^3He . These recoil protons, which have a high momentum in the lab frame, can be detected in the far forward region of the EIC. This unique tagging capability will ensure that the electron interacted with a nearly free initial-state neutron and allows an extraction of neutron spin structure with less model-dependence and more precision than inclusive techniques.

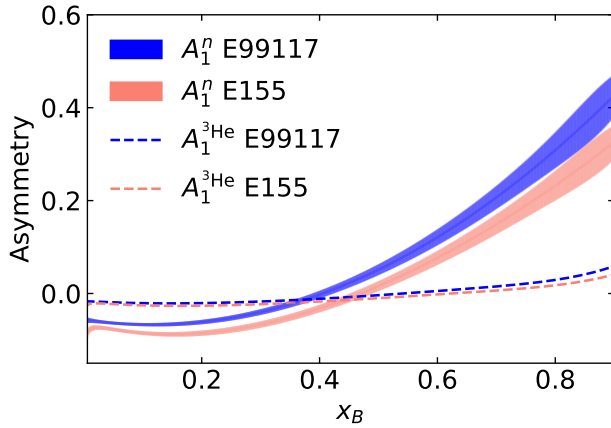


Figure 1: The asymmetries A_1^n (bands) and $A_1^{3\text{He}}$ (dashed-line) as a function of x_B at $Q^2 = 5 \text{ (GeV/c)}^2$. The two $A_1^{3\text{He}}$ curves were calculated using A_1^p parameters in [18] and A_1^n parameters in [18] [E99117] and [19] [E155] following a simple estimation based on formula 2. The bands show the extracted A_1^n from $A_1^{3\text{He}}$ as described in section 8.

2. DIS Kinematics with Double Spectator Tagging

High energy electron beams have made it possible to access Deep-Inelastic Scattering (DIS) kinematics. This region corresponds to scatterings well beyond the nucleon resonances [20] and is experimentally accessed by going to large four-momentum squared transfer $Q^2 = -q^2 \geq 2 \text{ (GeV/c)}^2$ and large hadronic system invariant mass $W^2 \geq 4 \text{ (GeV/c)}^2$.

A DIS event on a nucleon at rest is defined by the initial four-momentum of the electron k , the final four-momentum of the electron k' and the four-momentum transfer $q = k - k'$. We define the following scalar quantities for the event in the target rest frame:

- The Bjorken variable $x_B = \frac{Q^2}{2m_N\omega}$, where $Q^2 = -q^2$ is the squared four-momentum transfer, m_N is the mass of the nucleon, and $\omega = E_e - E'_e$ is the energy transfer in the target rest frame

- The fractional energy transfer $y = \frac{\omega}{E_e}$
- The final hadronic system squared invariant mass $W^2 = m_N^2 + 2m_N\omega - Q^2$, where the target is assumed to be a nucleon at rest
- The energy of the beam electron E_e
- The energy E'_e , opening angle θ'_e , and azimuthal angle ϕ'_e of the scattered electron

For the nuclear system, we define the initial four-momentum of the nucleus p_A and the initial four-momentum of the nucleons p_i . Here $i = 1, s1, s2$, where nucleon 1 is the struck nucleon and nucleons $s1$ and $s2$ are the spectator nucleons, as shown in Fig 2. For each nucleon we also define:

- The momentum perpendicular to the momentum transfer \mathbf{p}_i^\perp
- The “plus/minus” component of momentum $p_i^\pm = E_i \pm p_i^z$, where the z -component is defined parallel to the momentum transfer
- The light-front momentum fraction $\alpha_i = \frac{A}{m_A} p_i^-$ where A is the atomic mass number and m_A is the target mass.

Finally, we define the virtuality of the struck nucleon $v = m_N^2 - (p_A - p_{s1} - p_{s2})^2$.

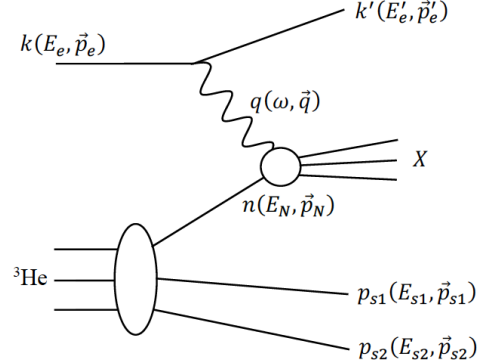


Figure 2: A diagram of Deep Inelastic $e+^3\text{He}$ scattering with double spectator tagging. The channel shown here is electron scattering off a neutron in ^3He ; the two spectator nucleons are the protons in the process $^3\text{He}(e, e' p_{s1} p_{s2}) X$.

3. Event Generator and Fermi motion Correction

DIS events were generated using the CLASDIS generator, a CLAS version of PEPSI [21] generator, which is based on LEPTO version 6.5 and JETSET version 7.410. The generator is also capable of generating semi-inclusive DIS (SIDIS) events. The CLASDIS generator is intended to be used for the fixed target event generation; in order to use it for the EIC kinematics, the selected EIC kinematics in terms of electron and ion beam energies need

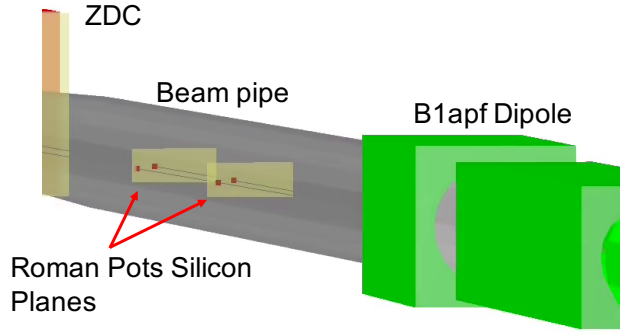


Figure 3: Zoomed-in image of a 3BBU $e+{}^3\text{He}$ with both protons tagged in the Roman Pot silicon detector planes. The beam pipe was made semi-transparent in order to see the event. The off-momentum detectors are omitted from the figure to make the event easier to view.

to be boosted in the fixed target frame, in which the ion beam is at rest and the energy of the electron beam is Lorentz-boosted. Events are then generated in the fixed target frame using the CLASDIS generator and boosted back into the collider frame of the EIC.

The events can be generated for the polarized and unpolarized target, but the only available target options are free proton, free neutron. Because of this, electron scattering on ${}^3\text{He}$ can be approximated by scattering from three free nucleons (two protons, one neutron) without the inclusion of nuclear effects or the behavior of the spectator system. As such, a separate procedure was developed to include the effects of Fermi motion in the generated events and to generate the kinematics of the spectator nucleons or nucleus, which is described in the following section.

Nuclear corrections to DIS were modeled separately within three breakup regimes depending on the momentum of the struck nucleon and the excitation of the residual system. The three breakup regimes were classified as 2-body breakup (2BBU), mean-field 3-body breakup (3BBU-MF), and short-range correlation breakup (SRC).

In the 2BBU regime momentum of the leading nucleon is given by the Ciofi-Kaptari spectral function [22], which constrains the momentum of the residual nucleus. For the 3BBU-MF regime, the momentum of the leading nucleon and the energy of the spectator system were taken from the Ciofi-Kaptari spectral function [22], which is truncated at a leading nucleon momentum of 240 MeV/c to provide separation from the SRC-dominated regime and ensure the predicted SRC pair fractions. The magnitude of the relative momentum of the spectator system was determined from the system's energy, and the direction was sampled assuming an isotropic distribution. In the case of the SRC regime, the relative momentum and center-of-mass momentum of the leading pair were determined using the light-front Generated Contact Formalism (GCF) [23], which constrained the momentum of the residual nucleon.

The relative strengths of the 2BBU regime [22] and SRC regime [24] were used to constrain the population of

the 3BBU-MF regime, as listed in table 1.

Regime	Proton Fraction	Neutron Fraction
2BBU	67%	—
3BBU-MF	27%	90%
SRC	6%	10%

In order to add nuclear effects to each CLASDIS generated events, calculations were conducted on the light-front, meaning that the light-front fraction and transverse momentum for each nucleon was required, rather than the standard 3-momentum. The GFC calculations already included this [23], but for the Ciofi-Kaptari spectral function, it was necessary to move the initially sampled kinematics to the light-front. The Frankfurt-Strikman formalism [25], developed for the deuteron on the light-front, was generalized as follows: For each particle, the momentum was determined, and the energy was selected to place the particle on-shell, resulting in temporary violation of energy conservation ($\sum_i E_i \neq m_A$). The system was then Lorentz boosted into a frame where the minus momentum ($p^- \equiv E - p_z$) was conserved ($\sum_i p_i^- = m_A$), leaving the plus momentum ($p^+ \equiv E + p_z$) unconserved ($\sum_i p_i^+ \neq m_A$). This provided satisfaction of the light-front baryon and momentum sum rules [25]. The effects of this boost were relatively small, resulting in nonconservation of the plus momentum on the order of 30 MeV/c. Light-front effects were more significant in the high-momentum SRC regime, where the GCF calculations were performed manifestly on the light-front.

Events taken from the CLASDIS generator were adjusted to account for nuclear motion. Considering only inclusive scattering, the free-nucleon events are described by a cross section

$$\frac{d^3\sigma}{dx_B dy d\phi'_e} \equiv \sigma_{free}(x_B, y, \phi'_e) \quad (1)$$

described in [21]. By altering the kinematics to replace the Bjorken scaling variable x_B with the scaling variable $x' = x_B/\alpha_1$ which includes the smearing effects of nuclear motion, we change the effective cross section to one which performs a convolution between the free DIS cross section and the light-front nuclear spectral function:

$$\frac{d^3\sigma}{dx' dy d\phi'_e} \frac{d\alpha_{s1} d^2\mathbf{p}_{s1}}{\alpha_{s1}} \frac{d\alpha_{s2} d^2\mathbf{p}_{s2}}{\alpha_{s2}} = \sigma_{free}(x', y, \phi'_e) S(\alpha_{s1}, \mathbf{p}_{s1}, \alpha_{s2}, \mathbf{p}_{s2})$$

where $S(\alpha_{s1}, \mathbf{p}_{s1}, \alpha_{s2}, \mathbf{p}_{s2})$ is the light-front spectral function describing the structure of the nucleus, including all regimes previously described. After sampling the spectral function, modifying the CLASDIS events to account for the nuclear motion, and adding the spectator protons, we receive a sample of tagged DIS events described by the above cross section.

4. Full Detector Simulations with EicRoot

Realistic detector simulations have been carried out using the EIC reference detector far-forward (FF) configuration implemented in the EicRoot simulation framework, which makes use of the ROOT Virtual Monte Carlo structure and GEANT4 [26].

The FF detector subsystems, shown in Fig. 3, are optimized to try and cover as much of the acceptance at $\eta > 4.5$ as possible. Table 2 summarizes the geometric acceptances and ranges of typical absolute transverse momentum smearing for the four FF detector subsystems, each of them covering different regions of the FF acceptance and a unique area of the phase space.

Table 2: Summary of basic polar scattering angle acceptance and average p_T smearing for each FF detector subsystem. Details can be found in the EIC Yellow Report [27].

Detectors	θ Acc. [mrad]	p_T res. [MeV/c]
B0 tracker	[5.5, 20.0]	15-30
Off-momentum	[0.0, 5.0]	20-30
Roman Pots	[0.0, 5.0]	20-30
ZDC	[0.0, 4.5]	30-40

The first detector along the hadron beamline after the interaction point is the B0 detector, which is comprised of silicon tracking layers inside the B0pf dipole magnet. This subsystem is used for capturing charged particles at larger scattering angles ($\theta > 5.5$ mrad).

The Roman Pots are situated ~ 27 meters downstream from the interaction point. They consist of silicon sensors placed in Roman Pot vessels or RF shields which are injected into the beam line vacuum a few mm from the hadron beam. The Roman Pots detector subsystem is used for capturing protons with smaller scattering angles ($\theta < 5$ mrad), but with a momentum similar to that of the settings for the steering magnets, where the tagged proton momentum vs. beam magnet setting is referred to as the magnetic rigidity.

The Off-Momentum Detectors were designed to optimally tag charged particles with a rigidity $\sim \frac{1}{2}$ that of the beam, but otherwise have a similar acceptance and smearing contribution to that of the Roman Pots. They are placed outside the beam pipe in the same drift region as the Roman Pots detectors. This enables tagging of charged particles as they are bent out of the beam pipe by the last dipole magnet (B1apf) before the drift region.

The Zero-Degree Calorimeter (ZDC) will contain both hadronic and electromagnetic calorimetry and is used for tagging neutrons from nuclear breakup, as well as photons from coherent nuclear scattering.

Various effects impact the overall measured smearing in the momentum reconstruction. There are contributions from the detector assumptions which include the finite

pixel size of the silicon detectors used in the B0 detector, Roman Pots detectors, and the Off-Momentum Detectors, as well as the assumptions used in the reconstruction (e.g. a linear transport matrix for the Roman Pots). There are also effects from the beam such as angular divergence and vertex smearing induced by the crab cavities used to compensate for the EIC crossing angle of 25 mrad. The details of the detector layout and assumptions can be found in the EIC Yellow Report [27], in a previous study of exclusive J/ψ production [28] and Conceptual Design Report [29].

5. Fast Simulations with Eic-smear

Eic-smear is a Monte Carlo analysis package, which was developed by the BNL EIC task force. It is a collection of ROOT classes and routines for analysing Monte Carlo events and performing fast smearing to study the effects of detector resolution and it is optimized for processing of large amount of data. The detector smearing matrix used in this paper (summarized in table 3), is the most updated version from November 21 2020 [30], as defined by the Yellow report Detector working group.

Table 3: Summary of particle smearing configuration performed in EIC-smear software package, as defined in Matrix 02 [30], the newest (November 21 2020) detector matrix released by the EIC Yellow Report detector working group.

η range	Tracking
-3.5 - -2.5	$\sigma_p/p \sim 0.2\% \cdot p + 5\%$
-2.5 - -1.0	$\sigma_p/p \sim 0.04\% \cdot p + 2\%$
-1.0 - 1.0	$\sigma_p/p \sim 0.04\% \cdot p + 1\%$
1.0 - 2.5	$\sigma_p/p \sim 0.04\% \cdot p + 2\%$
2.5 - 3.5	$\sigma_p/p \sim 0.2\% \cdot p + 5\%$
EM Calorimeters	
-3.5 - -2.0	$1\%/E + 2.5\%/\sqrt{E} + 1\%$
-2.0 - -1.0	$2\%/E + 8\%/\sqrt{E} + 2\%$
-1.0 - 1.0	$2\%/E + 14\%/\sqrt{E} + 3\%$
1.0 - 3.5	$2\%/E + 12\%/\sqrt{E} + 2\%$
Hadronic Calorimeters	
-3.5 - -1.0	stochastic = 50%, const. = 10%
-1.0 - 1.0	stochastic = 100%, const. = 10%
1.0 - 3.5	stochastic = 50%, const. = 10%
Far-Forward region: protons	
$\sigma_p/p = 5\%$ and $\sigma_{P_t}/P_t = 3\%$	

6. Selected EIC Kinematics

For the purpose of this paper, we have selected one of the two beam energies combinations from the Yellow Report [27]. In particular, the electron beam energy was 5 GeV and ^3He beam had 41 GeV/nucleon (5x41). Since the CLASDIS generator assumes the fixed target kinematics,

the electron beam was boosted into the frame in which the ${}^3\text{He}$ is at rest (ion rest frame). In order to be in the DIS regime, events were generated with following cuts: $Q^2 > 2$ (GeV/c) 2 , $W^2 > 4$ (GeV/c) 2 , $z > 0.2$ and $0.05 < y < 0.95$. Fermi correction was applied to the generated events in the ion rest frame, which were then boosted into the collider frame. These events were then processed using the two different simulation frameworks EicRoot and Eic-smear.

7. Simulation of the Double Spectator Tagging with FF Detectors

The full simulation framework EicRoot was used to study performance of detectors which are intended to be used in the FF region for detection of two spectator protons. 200k DIS events were generated with the CLASDIS. SRC and 3BBU-MT regimes were added separately and in total 400k events were processed with EicRoot. Information provided by the EicRoot was used to reconstruct momenta of two spectator protons. Events from the SRC and 3BBU-MT regimes were weighted with their respective strengths (table 1) and finally combined to obtain the simulation of the spectator double tagging with FF detectors of the ${}^3\text{He}(e, e' p_{s1} p_{s2})X$ channel. The sum of momenta of two spectator protons in the Ion Rest Frame (IRF) is approximately equal to the initial momentum of the struck neutron in ${}^3\text{He}$, as presented in Fig. 4.

By constraining these spectator nucleons at small angle (along the ion beam direction) in collider frame and their total momentum close to zero in IRF, the DIS events from a “free” neutron with minimal off-shell effects can be selected. By tagging two low momentum protons after electron and polarized ${}^3\text{He}$ beam scattering, one can minimize nuclear corrections and gain unique access to:

- The neutron structure function $F_2^{3\text{He}}$ and F_2^n as a function of x_B .
- The asymmetry $A_1^{3\text{He}}$ and A_1^n as a function of x_B .

8. Inclusive DIS vs. Inclusive DIS with Double Spectator Tagging

The procedure applied in extracting A_1^n from $A_1^{3\text{He}}$ through inclusive (e, e') measurement and directly measured A_1^n using the double spectator tagging method are described in the following section.

- The values of A_1^n and A_1^p are taken from the parameterization provided in [18]. The uncertainties and the correlation matrix associated with A_1^n and A_1^p parameterization have also been obtained from [18].
- The structure functions F_2^p and F_2^D are taken from the world data fit NMC E155 [31]. The larger of the asymmetric uncertainties is chosen as the symmetric uncertainty for these structure functions.

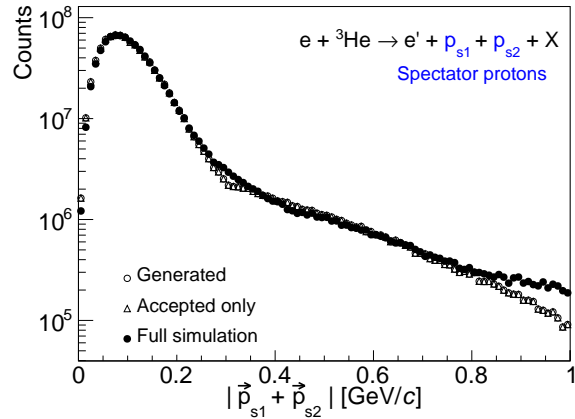


Figure 4: Distribution of the vector sum of two spectator protons' momentum, p_{s1} and p_{s2} , in the Ion Rest Frame (IRF) for kinematic setting 5×41 GeV/n. The simulation is shown at the generated level, including acceptance correction, and including full simulation with smearing effects, using open circles, open triangles and the solid points, respectively.

- Assuming no off-shell or nuclear-motion corrections, the value of F_2^n is obtained using $F_2^n = F_2^D - F_2^p$. Similarly, $F_2^{3\text{He}}$ is obtained by using $F_2^{3\text{He}} = F_2^D + F_2^p$. The uncertainties of F_2^n and $F_2^{3\text{He}}$ are propagated from the uncertainties of F_2^D and F_2^p .
- The effective polarization of neutron and proton are $P_n = 0.86 \pm 0.02$ and $P_p = -0.028 \pm 0.004$ taken from [32]. Similarly, the polarization of the electron beam P_e and the polarization of the ion beam P_N are both $70 \pm 1\%$ as was stated in the EIC Yellow Report [27].
- The value of $A_1^{3\text{He}}$ can be approximated by:

$$A_1^{3\text{He}} = P_n \underbrace{\frac{F_2^n}{F_2^{3\text{He}}}}_{(1)} A_1^n + 2P_p \underbrace{\frac{F_2^p}{F_2^{3\text{He}}}}_{(2)} A_1^p \quad (2)$$

where (1) and (2) are the neutron and the proton contributions to the asymmetry respectively. This is a simple composition model which shows how polarized $A_1^{3\text{He}}$ can be described in terms of A_1^n . In reality, there are many other nuclear corrections which need to be included (ex. off-shell effects), increasing the model-dependent uncertainty.

- In order to have good statistics in selected x_B range, 400k of events were generated for each of three different x_B ranges: $0.0026 < x_B < 1$, $0.2 < x_B < 1$ and $0.5 < x_B < 1$. This was repeated for unpolarized neutron and polarized neutron with polarizations $+1$ and -1 . This resulted in a total of 2.4 million generated events. These events were then used to separately add SRC and 3BBU-MT regimes.

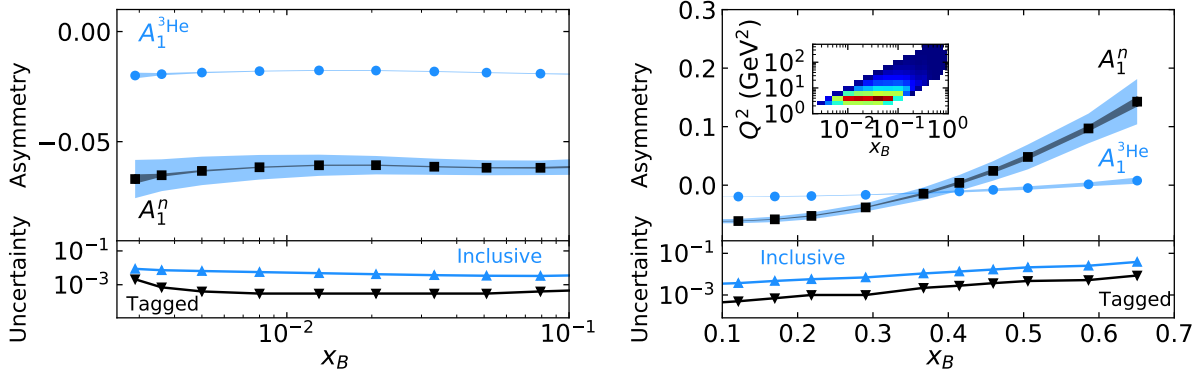


Figure 5: A direct comparison of A_1^n extracted from inclusive measurements (blue band) and tagged measurements (black square) which are superimposed on the blue band. The blue points are the $A_1^{3\text{He}}$ measured values from inclusive measurements from which the blue band is extracted. The uncertainties for both the techniques are compared in the bottom box where the blue (black inverted) triangles are the absolute uncertainties of inclusive (tagged) measurements. The data points were located at the average value for each x_B bin. The asymmetry calculation for each data point corresponds to the average value of Q^2 for each x_B bin.

As such, 4.8 million events were processed by the EIC-smear framework. Therefore, fast simulation framework EIC-smear with FF detectors was used to process these data. The total obtained events after scaling to match the total luminosity of EIC (10 fb^{-1}) were binned in x_B . In this analysis, the reconstructed x_B was calculated following the standard inclusive method in which only the reconstructed momentum information of the scattered electron was used². Due to resolution effects and a rapidly decreasing cross section, this technique is limited to $x_B = 0.75$ for the proposed EIC detector [27]. Also, for a given reconstructed x_B bin, the average value of generated x_B (x -avg) was calculated and plotted at this value [34]. Similarly, the generated-average Q^2 (Q^2 -avg) for a given x_B was calculated. The absolute uncertainty obtained is statistical and given by:

$$\delta A_1^{3\text{He}(n)} = \frac{1}{\sqrt{N} P_e P_N} \quad (3)$$

where N is the total number of events obtained after scaling the generated events to EIC luminosity.

- Using the obtained value of $A_1^{3\text{He}}$ from the previous step, A_1^p from [18], F_2^p and F_2^D from fit NMC E155 [31], and $P_{p(n)}$ from [32], we extract A_1^n using Eq. 2. The total A_1^n uncertainty (shown as blue band in Fig. 5) is propagated from the statistical uncertainty of $A_1^{3\text{He}}$, and systematic uncertainty from A_1^p , F_2^n , F_2^D and $P_{p(n)}$.
- Double tagged events are selected using DIS cuts and requiring a condition on these two spectator protons with additional cut on $|\vec{p}_{s1} + \vec{p}_{s2}| < 0.1 \text{ GeV}/c$. The uncertainty of A_1^n from the double tagging simulation

is statistical and calculated using Eq. 3. F_2^n can also be obtained directly using the same double spectator approach but we use the value obtained from $F_2^n = F_2^D - F_2^p$ in the extraction for simplicity.

- The A_1^n is obtained from a traditional extraction using a fixed target as well as the one obtained directly from the double spectator tagging method are shown in Fig. 5. A comparison of the associated uncertainties using these two methods is shown in a box at the bottom of Fig. 5. For equal integrated luminosity, the tagged measurements provide a significant improvement on the statistical uncertainty as well as overall uncertainty from the extraction procedure, which is dominated by model dependent uncertainties from F_2^n , P_p and A_1^p for the fixed-target case.

The advantage of the double spectator tagging approach is that this method minimizes the uncertainty in the proton polarization, P_p which is typically model dependent and $\sim 10\%$. While there is a good overlap ($0.4 < x_B < 0.65$) with the A_1^n measurement conducted in Hall C at Jefferson Lab, this work provides a complementary measurement at a slightly higher Q^2 values thereby expanding the available world data on A_1^n .

9. Conclusion

We have shown that with the advent of the EIC, neutron structure can be investigated through the unique far-forward detection capabilities to tag double spectator protons – remnants of electron scattering events from the neutron in polarized ^3He ions. This double spectator tagging technique greatly reduces the systematic uncertainties thereby allowing an extraction of A_1^n in a precise and model independent manner while simultaneously determining the validity of multiple theoretical models used in A_1^n extraction for fixed target scenarios. Improvement in precision

²For different methods to determine x_B and Q^2 see Ref. [33].

in A_1^n as compared to inclusive extractions is found to be a factor of 4 over all kinematics and greater than an order-of-magnitude in the low- x_B region. This novel approach will provide crucial new information to our understanding of the role of valence quarks in neutron spin structure with far less model dependence than other techniques, and will help to reveal possible quark orbital angular momentum contributions to the spin structure of the neutron.

Acknowledgements

This work was funded in part by the US Department of Energy contracts DE-SC0020240, DE-SC0012704, and also DE-AC05-06OR23177, under which Jefferson Science Associates, LLC operates the Thomas Jefferson National Accelerator Facility. We also acknowledge the support of the Jefferson Lab EIC Center. The work of A. Jentsch was further supported by the Program Development program at Brookhaven National Laboratory. The work of Z. Tu is supported by LDRD-039 and the Goldhaber Distinguished Fellowship at Brookhaven National Laboratory. J. Rittenhouse West's work is partially supported by the LDRD program of Lawrence Berkeley National Laboratory, the U.S. Department of Energy, Office of Science, Office of Nuclear Physics, under contract number DE-AC02-05CH11231, and within the framework of the TMD Topical Collaboration. The work of I. Frišćić and J. Pybus, and J. Rittenhouse West was supported by EIC Center fellowships at Jefferson Lab.

References

- [1] S. E. Kuhn, J. P. Chen, E. Leader, Spin Structure of the Nucleon - Status and Recent Results, *Prog. Part. Nucl. Phys.* 63 (2009) 1–50. [arXiv:0812.3535](#), [doi:10.1016/j.ppnp.2009.02.001](#).
- [2] A. Deur, S. J. Brodsky, G. F. De Téramond, The Spin Structure of the Nucleon, *Rept. Prog. Phys.* 82 (2019) 076201. [arXiv:1807.05250](#), [doi:10.1088/1361-6633/ab0b8f](#).
- [3] J. Ashman, European Muon Collaboration, A measurement of the spin asymmetry and determination of the structure function g_1 in deep inelastic muon-proton scattering, *Physics Letters B* 206 (2) (1988) 364–370. [doi:10.1016/0370-2693\(88\)91523-7](#).
- [4] C. A. Aidala, S. D. Bass, D. Hasch, G. K. Mallot, [The spin structure of the nucleon](#), *Rev. Mod. Phys.* 85 (2013) 655–691. [doi:10.1103/RevModPhys.85.655](#). URL <https://link.aps.org/doi/10.1103/RevModPhys.85.655>
- [5] X. Ji, F. Yuan, Y. Zhao, What we know and what we don't know about the proton spin after 30 years, *Nature Rev. Phys.* 3 (1) (2021) 27–38. [arXiv:2009.01291](#), [doi:10.1038/s42254-020-00248-4](#).
- [6] X. Zheng, et al., Precision measurement of the neutron spin asymmetry A_1^{*n} and spin flavor decomposition in the valence quark region, *Phys. Rev. Lett.* 92 (2004) 012004. [arXiv:nucl-ex/0308011](#), [doi:10.1103/PhysRevLett.92.012004](#).
- [7] A. Bodek, et al., Experimental Studies of the Neutron and Proton Electromagnetic Structure Functions, *Phys. Rev. D* 20 (1979) 1471–1552. [doi:10.1103/PhysRevD.20.1471](#).
- [8] J. Arrington, F. Coester, R. J. Holt, T. S. H. Lee, Neutron Structure Functions, *J. Phys. G* 36 (2009) 025005. [arXiv:0805.3116](#), [doi:10.1088/0954-3889/36/2/025005](#).
- [9] P. L. Anthony, et al., Determination of the neutron spin structure function., *Phys. Rev. Lett.* 71 (1993) 959–962. [doi:10.1103/PhysRevLett.71.959](#).
- [10] V. Sulkosky, et al., Measurement of the ${}^3\text{He}$ spin-structure functions and of neutron (${}^3\text{He}$) spin-dependent sum rules at $0.035 \leq Q^2 \leq 0.24 \text{ GeV}^2$, *Phys. Lett. B* 805 (2020) 135428. [arXiv:1908.05709](#), [doi:10.1016/j.physletb.2020.135428](#).
- [11] N. Baillie, et al., Measurement of the neutron F2 structure function via spectator tagging with CLAS, *Phys. Rev. Lett.* 108 (2012) 142001, [Erratum: *Phys.Rev.Lett.* 108, 199902 (2012)]. [arXiv:1110.2770](#), [doi:10.1103/PhysRevLett.108.142001](#).
- [12] S. Tkachenko, et al., Measurement of the structure function of the nearly free neutron using spectator tagging in inelastic ${}^2\text{H}(e, e'p)X$ scattering with CLAS, *Phys. Rev. C* 89 (2014) 045206, [Addendum: *Phys.Rev.C* 90, 059901 (2014)]. [arXiv:1402.2477](#), [doi:10.1103/PhysRevC.89.045206](#).
- [13] D. Flay, et al., Measurements of d_2^n and A_1^n : Probing the neutron spin structure, *Phys. Rev. D* 94 (5) (2016) 052003. [arXiv:1603.03612](#), [doi:10.1103/PhysRevD.94.052003](#).
- [14] M. Mihovilović, et al., Measurement of double-polarization asymmetries in the quasi-elastic ${}^3\text{He}(\bar{e}, e'p)$ process, *Phys. Lett. B* 788 (2019) 117–121. [arXiv:1804.06043](#), [doi:10.1016/j.physletb.2018.10.063](#).
- [15] M. Mihovilovic, et al., Measurement of double-polarization asymmetries in the quasielastic ${}^3\text{He}(\bar{e}, e'd)$ process, *Phys. Rev. Lett.* 113 (23) (2014) 232505. [arXiv:1409.2253](#), [doi:10.1103/PhysRevLett.113.232505](#).
- [16] E. Long, et al., Measurement of the single-spin asymmetry A_1^0 in quasi-elastic ${}^3\text{He}^\dagger(e, e'n)$ scattering at $0.4 < Q^2 < 1.0 \text{ GeV}/c^2$, *Phys. Lett. B* 797 (2019) 134875. [arXiv:1906.04075](#), [doi:10.1016/j.physletb.2019.134875](#).
- [17] R. Cruz-Torres, et al., Probing Few-Body Nuclear Dynamics via ${}^3\text{H}$ and ${}^3\text{He}$ ($e, e'p$)pn Cross-Section Measurements, *Phys. Rev. Lett.* 124 (21) (2020) 212501. [arXiv:2001.07230](#), [doi:10.1103/PhysRevLett.124.212501](#).
- [18] X. Zheng, et al., Precision measurement of the neutron spin asymmetries and spin-dependent structure functions in the valence quark region, *Phys. Rev. C* 70 (2004) 065207. [arXiv:nucl-ex/0405006](#), [doi:10.1103/PhysRevC.70.065207](#).
- [19] P. L. Anthony, et al., Measurements of the Q^{*2} dependence of the proton and neutron spin structure functions $g(1)^{**p}$ and $g(1)^{**n}$, *Phys. Lett. B* 493 (2000) 19–28. [arXiv:hep-ph/0007248](#), [doi:10.1016/S0370-2693\(00\)01014-5](#).
- [20] J. I. Friedman, H. W. Kendall, Deep inelastic electron scattering, *Ann. Rev. Nucl. Part. Sci.* 22 (1972) 203–254. [doi:10.1146/annurev.ns.22.120172.001223](#).
- [21] L. Mankiewicz, A. Schafer, M. Veltri, PEPSI: A Monte Carlo generator for polarized leptonproduction, *Comput. Phys. Commun.* 71 (1992) 305–318. [doi:10.1016/0010-4655\(92\)90016-R](#).
- [22] C. Ciofi degli Atti, L. Kaptari, On the interpretation of the processes $\text{He-3}(e, e\text{-prime } p) \text{H-2}$ and $\text{He-3}(e, e\text{-prime } p)(pn)$ at high missing momenta, *Phys. Rev. Lett.* 95 (2005) 052502. [arXiv:nucl-th/0502045](#), [doi:10.1103/PhysRevLett.95.052502](#).
- [23] J. Pybus, I. Korover, R. Weiss, A. Schmidt, N. Barnea, D. Higinbotham, E. Piasetzky, M. Strikman, L. Weinstein, O. Hen, Generalized contact formalism analysis of the ${}^4\text{He}(e, e'pN)$ reaction, *Phys. Lett. B* 805 (2020) 135429. [arXiv:2003.02318](#), [doi:10.1016/j.physletb.2020.135429](#).
- [24] R. Cruz-Torres, D. Lonardon, R. Weiss, N. Barnea, D. Higinbotham, E. Piasetzky, A. Schmidt, L. Weinstein, R. Wiringa, O. Hen, Scale and Scheme Independence and Position-Momentum Equivalence of Nuclear Short-Range Correlations, *Nature Physics* (2020). [doi:10.1038/s41567-020-01053-7](#).
- [25] L. Frankfurt, M. Strikman, High-Energy Phenomena, Short Range Nuclear Structure and QCD, *Phys. Rept.* 76 (1981) 215–347. [doi:10.1016/0370-1573\(81\)90129-0](#).
- [26] S. Agostinelli, et al., GEANT4—a simulation toolkit, *Nucl. Instrum. Meth. A* 506 (2003) 250. [doi:10.1016/S0168-9002\(03\)01368-8](#).
- [27] R. Abdul Khalek, et al., Science Requirements and Detector Concepts for the Electron-Ion Collider: EIC Yellow Report (3 2021). [arXiv:2103.05419](#).
- [28] Z. Tu, A. Jentsch, M. Baker, L. Zheng, J. H. Lee, R. Venugopalan, O. Hen, D. Higinbotham, E. C. Aschenauer, T. Ull-

- rich, Probing Short-Range Correlations in the Deuteron via Incoherent Diffractive J/Psi Production with Spectator Tagging at the EIC, Phys. Lett. B 811 (2020) 135877. doi:10.1016/j.physletb.2020.135877.
- [29] J. A. et al., Electron ion collider conceptual design report (2021).
URL https://www.bnl.gov/ec/files/EIC_CDR_Final.pdf
- [30] <https://eic.github.io/software/eicsmear.html#matrix-02> (2021).
- [31] M. Arneodo, et al., Measurement of the proton and the deuteron structure functions, F2(p) and F2(d), Phys. Lett. B 364 (1995) 107–115. arXiv:hep-ph/9509406, doi:10.1016/0370-2693(95)01318-9.
- [32] F. R. P. Bissey, V. A. Guzey, M. Strikman, A. W. Thomas, Complete analysis of spin structure function g(1) of He-3, Phys. Rev. C 65 (2002) 064317. arXiv:hep-ph/0109069, doi:10.1103/PhysRevC.65.064317.
- [33] J. Blumlein, The Theory of Deeply Inelastic Scattering, Prog. Part. Nucl. Phys. 69 (2013) 28–84. arXiv:1208.6087, doi:10.1016/j.ppnp.2012.09.006.
- [34] G. D. Lafferty, T. R. Wyatt, Where to stick your data points: The treatment of measurements within wide bins, Nucl. Instrum. Meth. A 355 (1995) 541–547. doi:10.1016/0168-9002(94)01112-5.

Supplementary Materials:

1. FERMI-CORRECTION

The process for generating tagged ${}^3\text{He}(e, e'pp)X$ events is described here. The CLASDIS event generator was used to produce a sample of $n(e, e')X$ DIS events from a stationary neutron target, including the scattered electron momentum and the hadronic remnant for each event. Each event was assigned an initial nuclear state; the nuclear state was sampled from the light-front spectral function of ${}^3\text{He}$, the model for which is described in the main text. For each nuclear state, the system is described by:

- The momentum perpendicular to the momentum transfer \mathbf{p}_i^\perp
- The light-front momentum fraction $\alpha_i = \frac{A}{m_A} p_i^- = \frac{A}{m_A} (E_i - p_i^z)$ where A is the atomic mass number and m_A is the target mass and the z -component is defined parallel to the momentum transfer.

Here $i = 1, s1, s2$ denotes the struck neutron and the spectator protons, respectively.

The DIS event on a nucleon at rest is defined by the initial four-momentum of the electron k , the final four-momentum of the electron k' and the four-momentum transfer $q = k - k'$. We define the following scalar quantities for the event in the target rest frame:

- The Bjorken variable $x_B = \frac{Q^2}{2m_N\omega}$, where $Q^2 = -q^2$ is the squared four-momentum transfer, m_N is the mass of the nucleon, and $\omega = E_e - E'_e$ is the energy transfer in the target rest frame
- The fractional energy transfer $y = \frac{\omega}{E_e}$
- The final hadronic system squared invariant mass $W^2 = m_N^2 + 2m_N\omega - Q^2$, where the target is assumed to be a nucleon at rest
- The energy of the beam electron E_e
- The energy E'_e , opening angle θ'_e , and azimuthal angle ϕ'_e of the scattered electron

The variables x_B , ω , and ϕ'_e are calculated for a given event, and fully constrain the DIS event from a nucleon at rest. The nuclear initial state is sampled for the event, and the variables \mathbf{p}_i^\perp and α_i are determined for each nucleon i . For the spectator nucleons $i = s1, s2$, these variables are used to calculate the four-momentum of the spectator nucleons in the final state. For the leading nucleon $i = 1$, these variables are used to alter the electron kinematics to account for the nuclear motion.

To perform this Fermi correction, the kinematic variable x_B is multiplied by a factor of the leading nucleon lightcone fraction:

$$x_{B,new} = \alpha x_B \quad (1)$$

The variables ω and ϕ'_e remain unchanged:

$$\omega_{new} = \omega \quad (2)$$

$$\phi'_{e,new} = \phi'_e \quad (3)$$

This provides a new set of scattering variables to fully constrain the electron 4-momentum. These variables are used to recalculate the electron momentum:

$$E'_{e,new} = E_e - \omega_{new} \quad (4)$$

$$Q_{new}^2 = 2m_N\omega_{new}x_{B,new} \quad (5)$$

$$\cos\theta'_{e,new} = 1 - \frac{Q_{new}^2}{2E_e E'_{e,new}} \quad (6)$$

This provides the full information of the final electron four-momentum k'_{new} . From this, the Fermi-corrected four-momentum transfer q_{new} is calculated. Finally, the momentum of the spectator nucleons, which has to this point been defined only relative to the \mathbf{q} vector, is rotated to the appropriate orientation relative to the momentum transfer. This provides the four-momentum of the final state electron and spectator nucleons event-by-event for use in simulation.

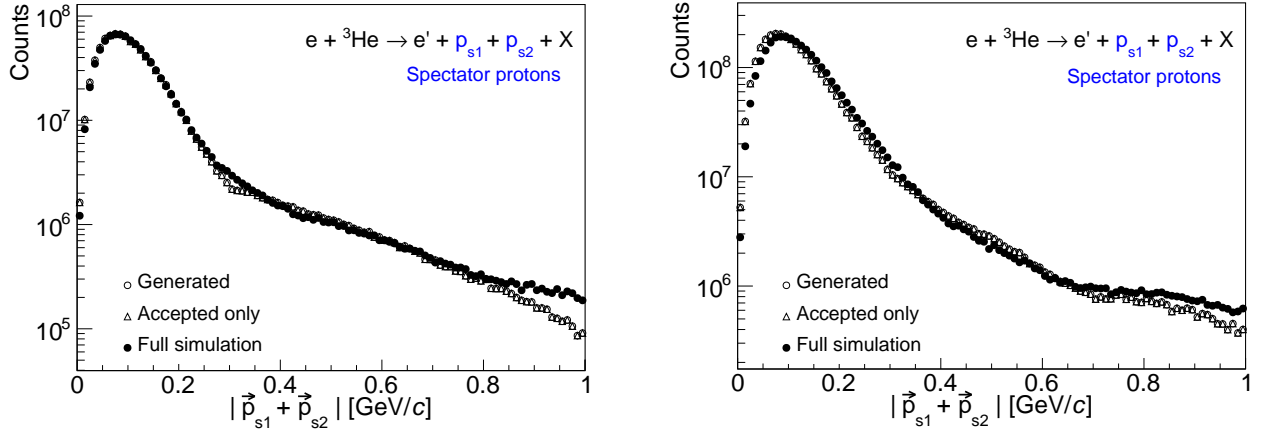


FIG. 1: Distribution of the sum of two spectator protons, p_{s1} and p_{s2} in Fig. ??, in the Ion Rest Frame (IRF) for the kinematic setting 5x41 GeV on the left and 18x110 GeV on the right. The simulation at the generated level, with acceptance correction and for the full simulation was shown in open circles, open triangles and the solid points, respectively.

FIG. 2: Distribution of the virtuality (ν) for the kinematic setting 5x41. The simulation at the generated level, with acceptance correction and for the full simulation are shown as open circles, open triangles and the solid points, respectively

2. KINEMATIC PLOTS

3. STRUCTURE FUNCTION F_2^p AND F_2^D FROM NMC E155 FIT

4. PARAMETERS FOR A_1^n AND A_1^p FROM THE FITTING

4.1. E155 fit

The E155 fit gives parameter for g_1^p/F_1^p and g_1^n/F_1^n as following:

$$\frac{g_1^p}{F_1^p} = x^{0.700}(0.817 + 1.014x - 1.489x^2)\left(1 - \frac{0.04}{Q^2}\right) \quad (7)$$

$$\frac{g_1^n}{F_1^n} = x^{-0.335}(-0.013 - 0.33x + 0.761x^2)\left(1 + \frac{0.13}{Q^2}\right) \quad (8)$$

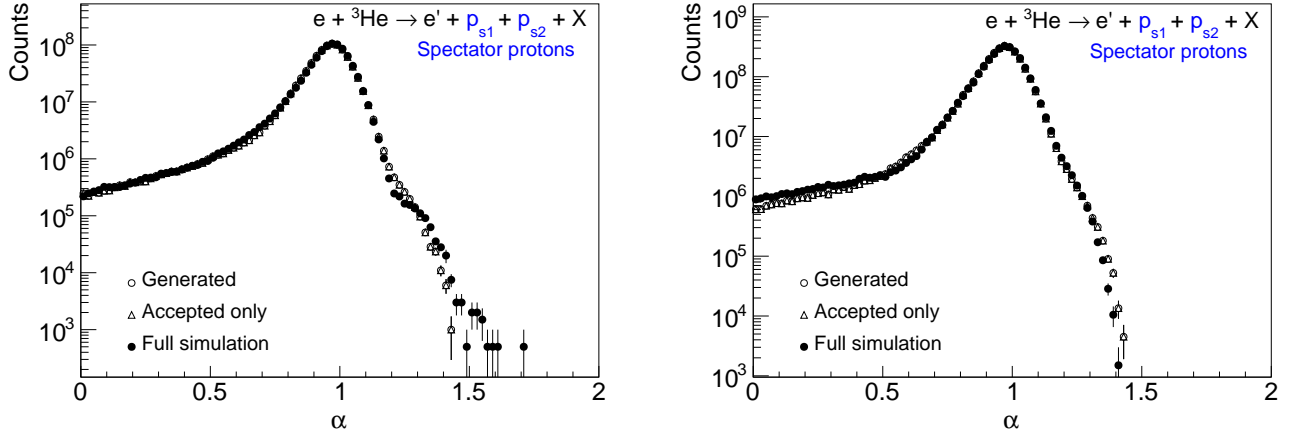


FIG. 3: Distribution of the light-cone fraction (α) for the kinematic setting 5×41 GeV on the left and 18×110 GeV on the right. The simulation at the generated level, with acceptance correction and for the full simulation are shown as open circles, open triangles and the solid points, respectively.

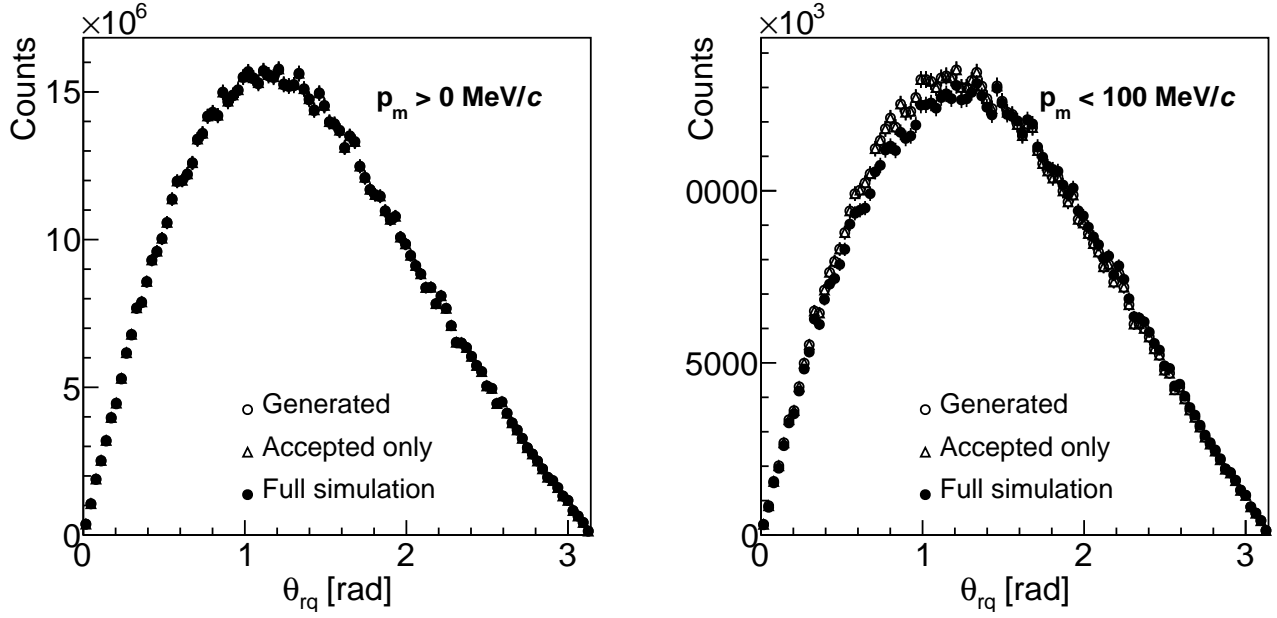


FIG. 4: Distribution of the angle between the missing momentum vector (the sum of two spectator proton vectors) and the transfer momentum vector, for kinematic setting 5×41 GeV on the left and 18×110 GeV on the right in the IRF. The simulation at the generated level, with acceptance correction and for the full simulation are shown as open circles, open triangles and the solid points, respectively.

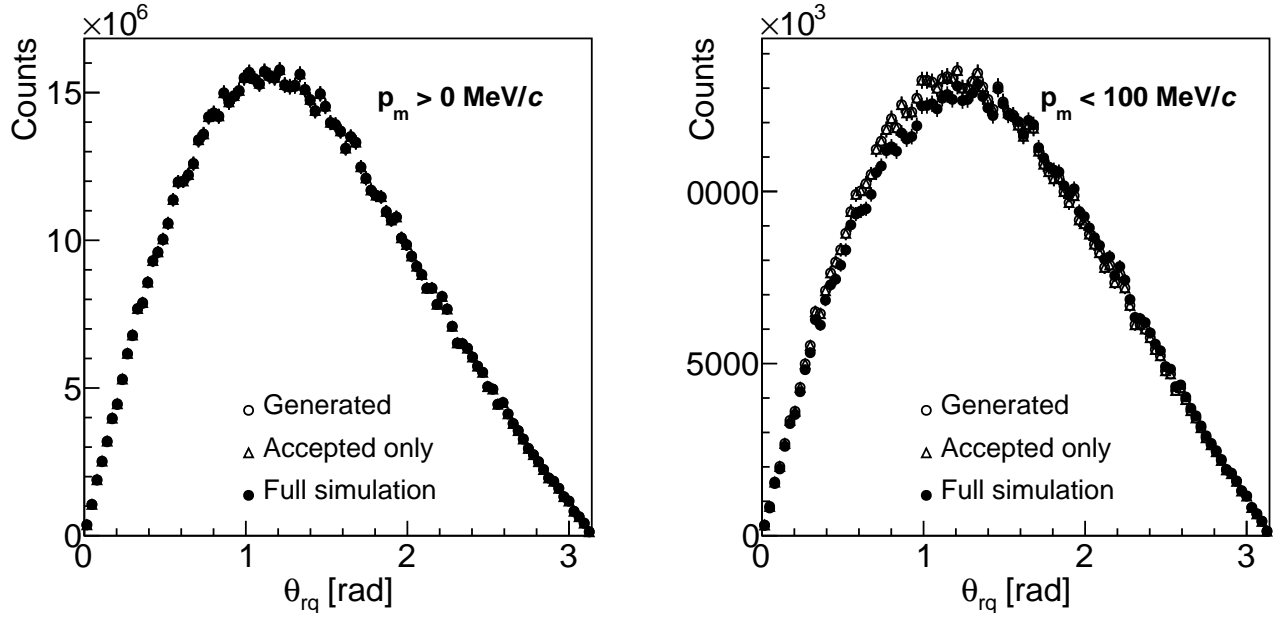


FIG. 5: Distribution of the angle between the missing momentum vector (the sum of two spectator proton vectors) and the transfer momentum vector, for kinematic setting 18x110 in the IRF. The simulation at the generated level, with acceptance correction and for the full simulation are shown as open circles, open triangles and the solid points, respectively.