

Syntax Guided Neural Program Repair

Qihao Zhu

Key Laboratory of HCST, MoE
DCST, Peking University
Beijing, China
Zhuqh@pku.edu.cn

Wenjje Zhang

Key Laboratory of HCST, MoE
DCST, Peking University
Beijing, China
zhang_wen_jie@pku.edu.cn

Zeyu Sun

Key Laboratory of HCST, MoE
DCST, Peking University
Beijing, China
szy_@pku.edu.cn

Kang Yuan

Stony Brook University
New York, US
kang.yuan@stonybrook.edu

Lu Zhang

Key Laboratory of HCST, MoE
DCST, Peking University
Beijing, China
zhanglucs@pku.edu.cn

Yuan-an Xiao

Key Laboratory of HCST, MoE
DCST, Peking University
Beijing, China
xiaoyuanan@pku.edu.cn

Yingfei Xiong*

Key Laboratory of HCST, MoE
DCST, Peking University
Beijing, China
xiongyf@pku.edu.cn

ABSTRACT

Automated Program Repair (APR) helps to improve the efficiency of the software development and maintenance. Although a lot of APR approaches have been proposed recently, they have their own limitations. Pattern-based approaches need the hand-written patterns which need a lot of hard work of programmers. DL-based approaches can generate the complex statements when adopting NMT models. In this paper, we propose a framework to integrate these two kinds of APR approaches. Then, we introduce a novel neural model named Recoder designed for this framework to generate the patches based on the given buggy method.

We conducted several experiments to evaluate Recoder on several datasets, Defects4j v1.2, and Defects4j v2.0. Our results show that Recoder achieved 23.1% improvements over the previous state-of-the-art approaches and repaired 52 bugs on Defects4j v1.2. Furthermore, Recoder achieved 200% performance on Defects4j v2.0 compared with the top two pattern-based APR tools.

CCS CONCEPTS

• **Computer systems organization** → **Embedded systems**; *Redundancy*; Robotics; • **Networks** → Network reliability.

KEYWORDS

automated program repair, neural networks

*Corresponding author.

HCST: High Confidence Software Technologies.

Permission to make digital or hard copies of all or part of this work for personal or classroom use is granted without fee provided that copies are not made or distributed for profit or commercial advantage and that copies bear this notice and the full citation on the first page. Copyrights for components of this work owned by others than ACM must be honored. Abstracting with credit is permitted. To copy otherwise, or republish, to post on servers or to redistribute to lists, requires prior specific permission and/or a fee. Request permissions from permissions@acm.org.

Woodstock '18, June 03–05, 2018, Woodstock, NY

© 2018 Association for Computing Machinery.

ACM ISBN 978-1-4503-XXXX-X/18/06...\$15.00

<https://doi.org/10.1145/1122445.1122456>

ACM Reference Format:

Qihao Zhu, Zeyu Sun, Yuan-an Xiao, Wenjie Zhang, Kang Yuan, Yingfei Xiong, and Lu Zhang. 2018. Syntax Guided Neural Program Repair. In *Woodstock '18: ACM Symposium on Neural Gaze Detection, June 03–05, 2018, Woodstock, NY*. ACM, New York, NY, USA, 11 pages. <https://doi.org/10.1145/1122445.1122456>

1 INTRODUCTION

Automated program repair (APR) aims to reduce the buggy-fixing effort by generating the patches which satisfy some constraints. Fixing software defects is one of the most important maintenance problems in software engineering. Thus, several program repair techniques are proposed by researchers. One of the main approaches for APR is generate the patches by applying mutation operator to the buggy code [13, 14, 18, 21]. Other approaches use software mining and predefined patch patterns from prior patches to generate the patches [19, 22]. With the development of deep learning techniques, researchers have applied several neural architectures to APR. Some approaches adopt the technique of code generation to generate the patches based on code abstractions directly [4, 7, 23], while other deep learning based approaches learn similar code patches to fix program defects [6, 27, 28].

However, these APR techniques also have their own limitations. On the one hand, the template based APR approach tends to overfit on some specific projects and defects. When applying these approaches to a new project, they may need some additional templates written by programmers. Also, these approaches lack the prior knowledge of API in different program languages. The different methods in the libraries is difficult to write templates to search. Thus, these approaches are still limited in fixing general program defects. On the other hand, the deep learning based approaches almost need to generate the code patches directly by neural models. It is common that the program patches are just to replace a variable or operator in a complex expression. When adopting the DL-based

```
- static float toJavaVersionFloat(String version) {
+ static int toJavaVersionFloat(String version) {
```

Figure 1: Lang-29 - A bug can not be fixed by pattern-based tools

approaches, it is difficult for models to generate the complete statement correctly. Therefore, there is a need for a new APR approach which combines the strength of these approaches.

To achieve this target, we introduce a novel approach called Recoder. We first propose a general framework for program repair to combine these different APR approaches. This framework divides the process of APR into several stages, Pattern Selection, Patch Template Generation, Patch Template Completion and Patch Validation, respectively, and each stage can be integrated with different program repair techniques including DL-based approach. Furthermore, we design a novel neural network for this framework to finish the first three stages automatically. To handle different stages in a single model, we design three novel architectures in the decoder of the model for three stages respectively. Each part works for different stages in this framework. To train the model, we crawled about 10k code patches of one hunk defect from Github.

The experiment was conducted on two widely used benchmarks: Defects4j1.2(395 bugs) and Defects4j2.0(284 bugs). We compared Recoder with four state-of-the-art deep learning based APR approaches and several pattern-based APR tools. Recoder repaired 52 bugs on Defects4j1.2, which outperforms the existing APR tools by 23.2% including the pattern-based tools. To our knowledge, this is the first time neural models achieve better performance compared with pattern-based tools. Furthermore, Recoder also achieves better performance on Defects4j2.0, which shows the generality on new defects. To summarize, this paper makes the following contributions:

- We design a general framework for APR to integrate the pattern-based APR techniques with the deep learning based APR approaches. This framework contains different stages and each stage can be combined with different well-designed approaches.
- Based on this framework, we propose a novel neural model containing three architectures for different stages in the framework. The model takes the whole processing of the framework into consideration and determines each step by the previous action in this framework.
- We conducted several extensive experiments on two benchmarks. Recoder achieved 10% better performance than the previous start-of-the-art APR tools on Defects4j1.2. Moreover, on Defects4j2.0, Recoder also outperforms the existed state-of-the-art APR technique, TBar.

2 MOTIVATION

As mentioned in Introduction, pattern-based APR tools and deep learning based APR tools have their own disadvantages. For pattern-based APR tools, the patterns used in these approaches are mostly hand-written based on specific projects. When applying to the new projects, they does not work well as the non-include patterns in

```
- cfa.createEdge(fromNode, Branch.UNCOND, finallyNode);
+ cfa.createEdge(fromNode, Branch.ON_EX, finallyNode);
```

Figure 2: Closure-14 - A bug can not be fixed by deep learning based tools

```
- return cAvailableLocaleSet.contains(locale);
+ return availableLocaleSet().contains(locale);
```

Figure 3: Lang-57 - A bug can not be fixed by deep learning based tools

tools. For example, Lang-29 in Defects4j, can not be fixed by all pattern-based tools, which need a pattern for updating a return type of a function. In this way, programmers have to add a new pattern into the existing tools. However, it is an exhausted task for programmers to write various patterns to cover thousands of the real-world defects. In contrast, the deep learning based approach can learn various patch patterns from thousands of history patches.

For deep learning based tools, most of them use machine translation via neural network models with various code abstractions and contexts to generate patches. However, there are some circumstances that a complex expression just need to change a atomic value(a parameter, a operator or a name of method) for repairing. For example, Closure-14 in Defects4j, is difficult for deep learning based approaches to fix. The patch only changes the field of "Branch". The pattern-based tools adopt the mutation based operator to change the field while the deep learning based tools need to generate the complex expression. Thus, deep learning based tools are difficult to handle this kind of patches because the long sequence is hard for neural models to generate. Besides this circumstance, deep learning based tools are also difficult to handle the patches containing out-of-vocabulary tokens. For example, Lang-57 in Defects4j, can not be repaired by any deep learning based tools. The patch replaces the name of method with another one defined in the specific project. Thus, "availableLocalSet" is not in the pre-defined vocabulary because it is a method defined in the user-defined class.

To address these problems, we propose a general framework for APR to combine the strengths of these two kind of APR tools. This framework contains several stages to repair the given defects. Each stages can be applied to different suitable APR techniques. Thus, we adopt both pattern-based APR approaches and deep learning based approaches to different stages in this framework. For projects specific defects, we design a stage named Patch Template Completion. We define the outputs of the previous stages as a pattern with several holes not a complete patch. Then, in this stage, several techniques in pattern-based tools can be applied to select the proper method names and class variables in the corresponding project contexts. Furthermore, different from the pattern-based tools, we just define several fix patterns and mutation operators for neural models to select and apply while we do not use heuristic features to apply this patterns. We design a novel sub-model to select the patterns and the position to apply the patterns. Then, we integrate

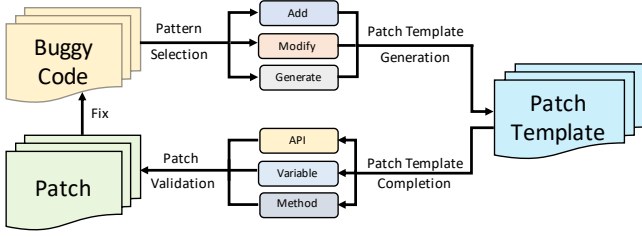


Figure 4: Lang-57 - A bug can not be fixed by deep learning based tools

this sub-model with the code generation models which aims to generate patches directly, and the whole model combines the strengths of these two kinds of APR tools.

3 PROPOSED METHODS

Recoder contains a general framework to combine the different types of APR approaches and a novel neural model adapted to this framework. The framework divides the processing of APR into five stages, Pattern Selection, Patch Template Generation, Patch Template Completion and Patch Validation.

Furthermore, for different stages, we design different novel neural components for different stages. We finally combine these models into a whole encoder-decoder architecture to generate patches.

In the rest of this section, we will describe the details of the framework and the proposed models in turn.

3.1 Framework for Combined APR

Figure 4 shows the overview of the framework. Given the buggy codes, the first thing is to select the patch pattern. Then, based on the selected pattern, generate the corresponding patch templates through proper approaches. The following stage is Patch Template Completion which completes the templates based on the context of projects. The last stage of the framework is validating the patch candidates based on the hand-written oracles.

3.1.1 Pattern Selection. The first stage of the framework is Pattern Selection. Based on the history patches, we pre-define three patch patterns for model to select.

Add Statements. It is very common that adding some related statements before the buggy statement. This pattern allows the model to generate some statements to insert into the buggy method instead of replacing the buggy statement.

Modify Statements. As mentioned in Introduction, the pattern-based APR tools mainly fix the defects by modifying the buggy statements by hand-written mutation operator or patterns while the deep learning based APR tools are hard to generate the complex patches. Thus, to integrate the advantage of the pattern-based APR tools, we also design some widely used mutation patterns for models to adopt. As shown in Table 1, we define five mutation patterns in this framework.

Operator Modifier. This mutation pattern replaces some operators in the buggy statements.

Mutator	Operation Node in AST	Example
Operator Modifier	Operator	$a + b \rightarrow a - b$
Method Modifier	Method Invocation	$a.b() \rightarrow a.c()$
Variable Modifier	Variable/Arguments	$a.b() \rightarrow c.b()$
Type Modifier	Reference/Return Type	$\text{int } a \rightarrow \text{double } a$
Literal Value Modifier	Literal	$a = 1 \rightarrow a = 0$

Table 1: Information of Mutation Patterns

```
- ... exp1 op1 exp2 ...;
+ ... exp1 op2 exp2 ...;
```

where op_1, op_2 denote operators in arithmetic operators(+, -, /, *, %) or conditional operator(||, &&, !, ==, !=) and exp_1, exp_2 denote the related expressions in the buggy statement.

Method Modifier. This mutation pattern replaces the called method name with another one which has a compatible return type and same parameter type(s) as the buggy method that was invoked.

```
- ... method1(args) ...;
+ ... method2(args) ...;
```

where $method_1, method_2$ are the names of the invoked methods. Variable Modifier replaces the used variable in assignment expressions or method invocation expressions with a compatible expression.

Variable Modifier. This mutation pattern replaces a variable in the buggy statement with another variable which has a compatible type, including parameters in a method invocation or variables in an expression. Furthermore, the variable also can be replaced with a method invocation which has no parameters and a compatible return type.

```
1. - ... var1 ...;
1. + ... var2 ...;
2. - ... var1 ...;
2. + ... method1() ...;
```

where var_1 denotes the replaced variable in the buggy statement, var_2 denotes a suitable variable in the given context and $method_1$ denotes the method which has a compatible return type.

Type Modifier. This mutation pattern replaces the data type in a variable declaration, the return type in a method declaration or the type in a cast expression.

```
- ... type1 ...;
+ ... type2 ...;
```

where $type_1$ denotes the type used in the buggy statement and $type_2$ denotes another suitable type.

Literal Value Modifier. This mutation pattern mutates boolean, number, null or string literal with another literals with same type.

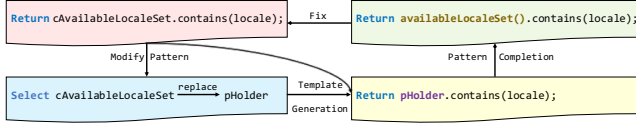


Figure 5: Example of Processing in the Framework with Lang-57

```
- ... literal1 ...;
+ ... literal2 ...;
```

where literal_1 , literal_2 denote two literals which have same type with different value (true and false in the boolean type, 0 and 1 in the number type).

As shown in Figure 5, the model needs to generate the mutation operation including the mutation location and the mutation type. Then, we apply the mutation operation to the buggy statement to generate the patch templates.

Generate Statements. The deep learning based approaches mainly generate the patch by neural models through learning from huge history patches. Thus, to integrate the advantages of the related approaches, we define a patch pattern named generate statements. In this stage, the model needs to generate the whole fixed statement based on the given context.

3.1.2 Patch Template Generation. After selecting the patch pattern, the model needs to generate the corresponding patch templates. It should be denoted that patch templates are not complete runnable patches. As mentioned in Motivation, several APR tools are hard to fix the defects with class variables or methods in the specific project. Thus, we divide the processing of generating patches into two stages. In the first stage, the model only aims to generate the patch without some class variables or method names. As shown in Figure 3, we use a special token "pHolder" to replace the variable or method names in the expression. The model can generate the patch containing projects specific class variables or self-defined method names through this framework, which the deep learning tools can not.

3.1.3 Patch Template Completion. As mentioned in the previous section, the patch templates may have some placeholders to complete. Thus, in this stage, the model needs to replace the token 'pHolder' with some suitable class variables or method names. As shown in Figure 5, the placeholder is replaced with a method "availableLocaleSet". Then, the complete patches are generated in this stage for patch validation.

3.1.4 Patch Validation. After the patches are generated, the next stage is to validate the patches via hand-written test cases. The validation step filters out the patches that can not be compiled or do not pass all the test cases. We generate the patches according to the result of traditional fault localization techniques. Thus, we validate each patch from top to bottom until a patch can pass all the test cases. If all candidate patches for fixing a location cannot pass all test cases, we then select the next suspicious location to repeat patch validation.

3.2 Model for the Framework

Figure 6 shows the overview of the proposed model for the designed framework. Based on the framework, we integrate the state-of-the-art code generation model, TreeGen [22], with the framework. Thus, we propose a completed neural model to generate the patch, select mutation operator and select mutation location. First, we replace the natural language encoder in the original model with a novel AST based encoder. Second, for the difference between the patch in APR and the code in code generation, we design three novel neural mechanisms, rule predator, tree copier and mutation locator with the original decoder to generate the patches. In the rest of this section, we will describe the components of our model one by one.

3.2.1 AST Based Code Generation. Each programming language is defined by a context-free grammar, and each program written in this language can be parse into an abstract syntax tree based on the grammar rule. AST based code generation can be considered as repeatedly picking a non-terminal node and expanding it with a grammar rule. This process is repeated until all leaf nodes are terminal. Thus, an AST can be transformed into a list containing several grammar rules, named rule list. To fulfill the this task, the state-of-the-art models adopt the encoder-decoder framework to generate the rule list. In this way, the length of the output sequence is shorter than the token based code generation. Furthermore, the generated code has no syntax errors which is different from the token based generation.

In this work, we adopt the AST based code generation to generate the patch. We first parse the fixed statement into an AST via the context grammar. Then, with the input buggy code, the model only needs to generate the rule list of the fixed statement.

3.2.2 Code Encoder. It should be denoted that TreeGen is used to generate the code based on a description written in natural language. Thus, the original encoder is an encoder designed for natural language. Different from the code generation task, APR aims to generate the patch based on the buggy statement with its context. Thus, in this paper, we define the context of the buggy statement as the method containing the statement. Then, we design a novel AST based encoder for the input buggy method.

As shown in Figure 6, the code encoder contains four sub-layers, position embedding layer, self-attention layer, gating layer and the tree convolutional layer. For an input buggy method, we first parse the method into an AST. Then, we use the pre-order traversal sequence c_1, c_2, \dots, c_L as the input to represent the AST, where l denotes the length of the input. Thus, the tokens are represented as real valued vectors c_1, c_2, \dots, c_L via word embedding.

Positional Embedding. For the input AST encoding c_1, c_2, \dots, c_L , we first use the position embedding to represent the postional information of the AST token. If we directly use the attention layer for the input encodings, the model is difficult to filter out the difference between two nodes with the same type. The position embedding of the i -th token can be computed as

$$\begin{aligned} p_{(i,2j)} &= \sin(pos/(10000^{2j/d})) \\ p_{(i,2j+1)} &= \cos(pos/(10000^{2j/d})) \end{aligned} \quad (1)$$

where $pos = i + step$, j denotes the element of the input vector and $step$ denotes the embedding size. After we get the vector of each

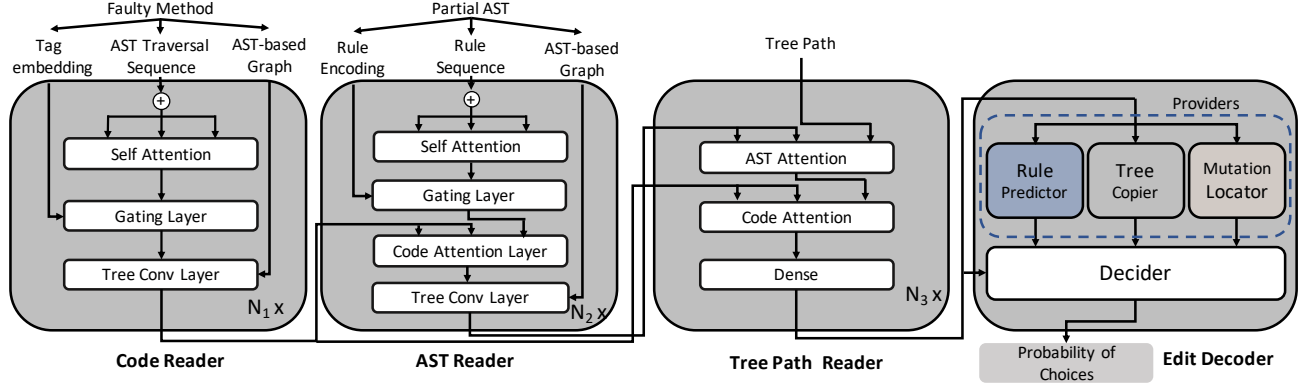


Figure 6: Overview of Model

position, we directly add this vector to the corresponding input vector, where $e_i = c_i + p_i$.

Self-Attention. The self-attention sub-layer follows the Transformer’s architecture [24] to capture the long dependency information in the AST. For the input encoding, e_1, e_2, \dots, e_L , we adopt the multi-head attention to capture non-linear features. Following the definition of Vaswani et al., we divide the attention mechanism into H heads. Each head represents an individual attention layer to extract unique information. The single attention layer maps the query Q , the key K and the value V into a weighted-sum output. The computation of the j -th head layer can be represented as

$$head_j = \text{softmax}\left(\frac{QK^T}{\sqrt{d_k}}\right)V \quad (2)$$

where $d_k = d/H$ denotes the length of each extracted feature vector and Q, K and V are computed by a fully-connected layer from Q, K, V . In the encoder, the vectors Q, K and V are all the outputs of the position embedding layer e_1, e_2, \dots, e_L . The outputs of these heads are further jointed together with a fully-connected layer, which is computed by

$$Out = [head_1; \dots; head_H] \cdot W_h \quad (3)$$

where W_h denotes the weight of the fully-connected layer and Out denotes the outputs a_1, a_2, \dots, a_L of the self-attention sub-layer. However, these vectors still lack the positional information of the buggy statement in the buggy method. Thus, we will then describe how we address this issue via a gating layer.

Gating Layer. The layer takes the outputs of the previous layer and the some pre-defined position tag of the AST as input. To integrate the positional information of the buggy statement, we define some position tag for the AST node. The position tag contains four types in total, Buggy-Statement, Pre-Statement, Post-Statement and X-Statement. After the method is parsed into an AST, we label the sub-tree of the buggy statement with tag "Buggy-Statement". The sub-tree of the statement which is the last statement before the buggy statement is labeled as "Pre-Statement". Similarly, the sub-tree of the statement which is the next statement after the buggy statement is labeled as "Post-Statement". Then, all the left AST nodes are labeled as "X-Statement". The tag sequence of the

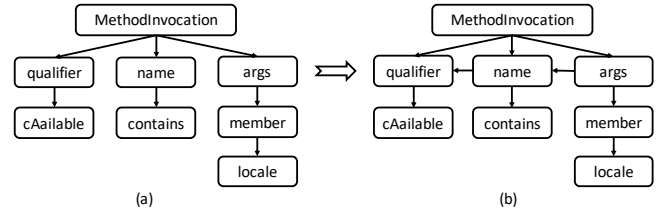


Figure 7: Example of AST based Graph

AST nodes can be represented as t_1, t_2, \dots, t_L . We also embed this sequence into vectors t_1, t_2, \dots, t_L via a look-up table.

Thus, to incorporate the tag embedding with the previous outputs, we used a mechanism named Gating Mechanism defined in TreeGen. This mechanism takes three vectors named q, c_1, c_2 as input and aims to incorporate c_1 with c_2 based on q . The computation of the gating mechanism can be represented as

$$\alpha_i^{c_1} = \exp(q_i^T k_i^{c_1}) / \sqrt{d_k} \quad (4)$$

$$\alpha_i^{c_2} = \exp(q_i^T k_i^{c_2}) / \sqrt{d_k} \quad (5)$$

$$h_i = (\alpha_i^{c_1} v_i^{c_1} + \alpha_i^{c_2} v_i^{c_2}) / (\alpha_i^{c_1} + \alpha_i^{c_2}) \quad (6)$$

$$head = [h_1; \dots; h_H] \quad (7)$$

where $d_k = d/H$ is a normalization factor, H denotes the number of heads, d denotes the hidden size; q_i is computed by a fully-connected layer over the control vector q_i ; $k_i^{c_1}, v_i^{c_1}$ is computed by another fully-connected layer over vector c_1 ; $k_i^{c_2}$ and $v_i^{c_2}$ are also computed by a same layer with different parameters over the vector c_2 .

In this model, we use the outputs of the self-attention sub-layer a_1, a_2, \dots, a_L as the q and c_1 , the tag embedding t_1, t_2, \dots, t_L as the c_2 . Thus, the embedding of i -th AST node of the gating-layer can be represented as $u_i = \text{Gating}(a_i, a_i, t_i)$. The AST of the buggy method contains rich structural information between different AST nodes. However, the first three sub-layers fail to extract the structural information. Thus, we design a tree based convolutional layer to integrate the structure information.

Tree Conv Layer. Should we consider only the above sub-layers, it would be hard for the reader to combine the information of a node with its ancestors and neighbors. Thus, we treat AST as a graph and we connect each node to its neighbors to make the model to integrate the information of neighbors directly. As shown in Figure 7(b), the AST based Graph G is generated by connecting the node with the corresponding previous sibling node.

We then adopt a GNN [?] layer based on the G and the outputs of the previous layer. Note that G is represented as the adjacency matrix. Thus, encoding the neighbors of node r_i can be computed as

$$\mathbf{p}_i = \sum_{r^j \in G} A_{r^i r^j}^n \mathbf{u}^j \quad (8)$$

where A^n is a normalized adjacency matrix of G . The computation of the normal operation proposed by Kipf and Welling [12] can be represented as

$$A^n = S_1^{-1/2} A S_2^{-1/2} \quad (9)$$

where A is the adjacency matrix of G , S_1 and S_2 are the diagonal matrices with summation of A in columns and rows.

In summary, the code decoder has N_1 blocks of these four sub-layers, and yields the features $\mathbf{p}_1, \mathbf{p}_2, \dots, \mathbf{p}_L$.

3.2.3 AST Reader. This mechanism in TreeGen is designed for encoding the generated partial AST. In this model, we denote the fixed statement as the output code in code generation problem. Thus, we directly adopt the same structure of this mechanism in TreeGen because it has same function in two tasks.

3.2.4 Decoder. This mechanism in TreeGen aims to predict the next grammar rule based on the information of the buggy method and the information of generated AST. We also directly adopt the same structure in TreeGen to predict the AST of the fixed statement. However, different with the code generation problem, the model also needs to predict the patch pattern, mutation location and mutation type. Thus, we design three novel neural components which take the outputs of the decoder, $\mathbf{d}_1, \mathbf{d}_2, \dots, \mathbf{d}_L$, as input.

Rule Predictor. For patch generation, we insert some special nodes into the AST of the fixed statement. As shown in Figure 7(c), we define a node named "root" as the parent node of the fixed statement. We also denote the first child node of "root" as the pattern node. The pattern node contains three types corresponding to the three patch patterns in the framework. In other words, the model needs to determine the patch pattern before the generation of the fixed statement. Thus, when the model selects generation or add pattern, the rule predictor aims to predict the completed fixed statement as the original output layer in TreeGen. When the model selects the mutation pattern, the model first needs to predict the mutation location. Then, the model aims to generate the sub-tree to replace the original tree of the mutation node. We adopt this rule predictor to handle the code generation task in the framework.

Tree Copier. It should be noted that a fixed statement often contains similar code from the buggy context. Thus, we design a tree copier neural component based on Pointer Network [25] to copy a sub-tree from the buggy method. The computation can be represented as

$$\theta = \mathbf{v}^T \tanh(W_1 \mathbf{d} + W_2 \mathbf{p}) \quad (10)$$

$$P(\text{select sub-tree } s | \cdot) = \frac{\exp\{\theta_s\}}{\sum_{j=1}^{N_r} \exp\{\theta_j\}} \quad (11)$$

where \mathbf{d} denotes the output of the decoder, \mathbf{p} denotes the output of the code encoder and \mathbf{v}, W_1, W_2 denotes the trainable parameters. This mechanism also allows the model to copy a project self-defined method or class variables from the buggy method which alleviates the OOV problem to some degree.

Mutation Locator. When the model predicts to use mutation pattern to generate the patch, the model needs to determine where to apply the mutation operation. Thus, we also design an another pointer network based neural component to locate the AST node. The computation of the mechanism is the same as rule predict with different parameter. As mentioned in the introduction of the framework, only several types of AST nodes are allowed to be selected to apply the corresponding mutation operation.

3.2.5 Training and Inference. Finally, we introduce an output layer to combine the outputs of the three neural components to output the final probability distribution. We denotes the outputs of these components as $\mathbf{p}_r, \mathbf{p}_c, \mathbf{p}_m$, respectively. The computation of the final output vector can be represented as

$$\boldsymbol{\lambda} = W \mathbf{d} \quad (12)$$

$$P(\text{select pattern } i) = \frac{\exp\{\lambda_i\}}{\sum_{j=1}^3 \exp\{\lambda_j\}} \quad (13)$$

$$\mathbf{o} = [P(0)\mathbf{p}_r; P(1)\mathbf{p}_c; P(2)\mathbf{p}_m] \quad (14)$$

where W denotes the parameters of the full-connected layer, \mathbf{d} denotes the outputs of the decoder and \mathbf{o} is the final output of the model. We then apply the corresponding grammar rule to the partial generated AST based on \mathbf{o} . The model is optimized by maximizing negative log likelihood loss against the reference program.

When generating the fixed statement, the inference starts with a *start* rule, *start* : *start* \rightarrow *root*, expanding a special symbol *start* to the *root* symbol. The recursive prediction terminates if every leaf node in the predicted AST is a terminal. During prediction, we use beam search with a size of 100 to generate patches for one candidate suspicious location. Invalid rules are excluded during beam search.

3.2.6 Patch Template Completion. In our approach, we do not adopt some neural approaches to complete the patch templates in this stage. We first extract the corresponding context from the specific project based on the given buggy statement. Then, we use a set of filters to select the suitable class variables or method names. For class variables, we use type filter to keep the syntax correctness of the patch. For method names, we use type filter to select the method with suitable return type and parameters.

3.2.7 Patch Validation. In our approach, we directly rank the generated patch based on the probability approximated by beam search. Thus, we first generate the patches in the order of the fault localization. Then, we validate the patches by the probability until a correct patch is identified.

4 EXPERIMENT SETUP

In this section, we represent the setup of the experiment. We will first introduce the research questions.

4.1 Research Question

Our evaluation aims to answer the following research questions:

- **RQ1 What is the performance of Recoder?**
To answer the question, we evaluated our approach on the widely used APR benchmark, *Defects4j*, compared with several APR tools.
- **RQ2 What is the contribution of each component in Recoder?**
To answer the question, we start from the full model of Recoder, and in turn removed each component to understand the contribution of it. We also analyse the distribution of the patch patterns in the defects fixed by our approach to show the effectiveness of each component.
- **RQ3 What is the Generalization of Recoder?** To answer the question, we conducted an additional experiment on *Defects4j2.0*. To our best knowledge, this is the first APR approach applied to the new benchmark. We compared Recoder with the previous state-of-the-art approach, TBar [16], on the benchmark to show the generalization of Recoder.

4.2 Dataset

Our approach is based on the deep learning model which needs to be trained with huge history patches. Thus, we crawled 297043 patches in Java from Github [5] to train. Each patch contains the corresponding bug fixes for the buggy methods. Like previous works [9, 15], our approach aims to repair one-line bugs or insert a code hunk into two statements. Thus, we set up several filters to select the appropriate defects. 1) the single statement filter: this filter is used to check if there is only one statement modified in the buggy method. 2) the statement insertion filter: this filter is used to check if the patch only inserts a single-hunk of code into the buggy method. If the bug pass one of the two filter, it was added into the dataset. We also set a method filter to transform the patch into patch templates. We assume the method name which appears no more than 10 as the project specific token. This filter replaces the method names with the special placeholder token "pHolder". Finally, we collect 110000 bugs from the crawled data. Then, we splitted the dataset into two parts, 80% for training and 20% for validating.

The test set of our approach is *Defects4j* v1.2.0 [1], which is a commonly used benchmark for automatic program repair research with 395 bugs with test cases.

4.3 Implementation Details

We implemented our approach based on Pytorch [20]. We set $N_1 = 6$, $N_2 = 6$, $N_3 = 2$, which denotes that the code encoder in our experiment contains a stack of 6 blocks, the AST reader contains a stack of 6 blocks and the decoder contains a stack of 3 blocks, respectively. We set the embedding size for all embedding vectors to 256. All hidden sizes were set to 256 except that 1024 was used for the first layer in MLP. During training, dropout [8] was used to prevent overfitting, where the learning rate was 0.1. The model was optimized by Adam [11] with learning rate 0.0001. These hyper-parameters and parameters for our model were chosen based on the development set.

For comparison against pattern-based APR tools, we used the result of the fault localization, Ochiai [2] to adopt the processing of program repair as the tools. For comparison against deep learning based tools, we directly used the correct localization information to all DL-based APR approaches as the previous work [6, 27, 28]. We set a 5-hour running-time limit for Recoder to generate candidate patches and validate them as SimFix [9].

4.4 Baselines

In our experiment, we used the existing state-of-art code APR approaches as the baselines for comparison.

4.4.1 Pattern-based Approaches. We compared Recoder with the popular pattern-based APR approaches. For example, **GenProg**: a mutation based automated program repair approach, widely compared in the previous work. The recent proposed APR approaches also were compared with Recoder. For example, **TBar**: a template based APR approach, which combined the patch patterns used in the previous APR approaches. All these approaches can be seen in Table 2. It should be noted that the approach include a DL-based approach, **DLFix** [15] which is able to fix the bugs based on the normal fault localization. Thus, we also compared Recoder with **DLFix** in this experiment.

4.4.2 DL-based Approaches. We compared Recoder with the following state-of-the-art DL-based APR techniques. **SequenceR** [23] adopts an encoder-decoder NMT framework to generate patches, **CODIT** [3] uses sequence-to-sequence architecture to generate patches with some abstractions on tree structures, **DLFix** [15] adopts a tree-lstm model to learning code transformation with context information, **CoCoNuT** [17] combines the NMT with context information using ensemble learning.

5 EXPERIMENTAL RESULTS

In this section, we report the results of our experiment and answer the research questions.

5.1 Performance of Recoder (RQ1)

5.1.1 Pattern-based APR Comparative Study Based on Normal Fault Localization. The result of RQ1 are shown in Table 2. We first compared Recoder with pattern-based APR tools with fault localization provided by Ochiai. As shown, Recoder could correctly repair 53 bugs and outperformed all the previous APR techniques on *Defects4j* v1.2 by 23.2% over the previous state-of-the-art, TBar. In particular, Recoder achieved best performances on several projects on *Defects4j* and this is the first time that neural models based approach achieved the best performance. These results show that the combination of the pattern-based APR approaches and the DL-based APR approaches boosts the performance of the previous works. We used the neural model as the main approach based on the proposed framework, which no hard-code is need. As shown in 8, Math-94 is a bug in *Defects4j* that can not be fixed any pattern-based APR techniques. The pattern that transforms a multiplication in a condition is not covered by any pattern-based techniques. However, Recoder learnt the pattern from the huge history patches. Thus, Recoder were able to handle the similar defects. Furthermore, the framework integrates the pattern-based APR techniques which allows

Projects	jGenProg	HDRepair	Nopol	CapGen	SketchFix	FixMiner	SimFix	TBar	DLFix	Recoder
Chart	0/7	0/2	1/6	4/4	6/8	5/8	4/8	9/14	5/12	8/14
Closure	0/0	0/7	0/0	0/0	3/5	5/5	6/8	8/12	6/10	15/30
Lang	0/0	2/6	3/7	5/5	3/4	2/3	9/13	5/14	5/12	10/15
Math	5/18	4/7	1/21	12/16	7/8	12/14	14/26	19/36	12/28	15/29
Time	0/2	0/1	0/1	0/0	0/1	0/0	0/0	1/3	1/2	2/2
Mockito	0/0	0/0	0/0	0/0	0/0	0/0	0/0	1/2	1/1	2/2
Total	5/27	6/23	5/35	21/25	19/26	25/31	34/56	43/81	30/65	52/93
P(%)	18.5	26.1	14.3	84.0	73.1	80.6	60.7	53.1	46.2	55.9

Table 2: Comparison with the Pattern-based APR Baselines on Defect4j.

Projects	SequenceR	CODIT	DLFix	CoCoNuT	Recoder
Chart	3	4	5	7	11
Closure	3	3	11	9	24
Lang	3	3	8	7	11
Math	4	6	13	16	20
Time	0	0	2	1	3
Mockito	0	0	1	4	2
Total	8	16	40	44	71

Table 3: Comparison with DL-based APR approaches on Defects4j.

```

- if (u * v == 0) {
+ if(((u == 0) || (v == 0))){

```

Figure 8: Math-94 - A bug can not be fixed by deep learning based tools

```

- this(time, RegularTimePeriod.DEFAULT_TIME_ZONE, Locale.getDefault());
+ this(time, zone, Locale.getDefault());

```

Figure 9: Chart-8 - A bug fixed by Recoder

the model to generate mutation operations. The patches which are applied to the complicated expression can be correctly generated by neural models based on the pre-defined patterns. As shown in 9, Chart-8 is a bug that DLFix can not fix. The patch only changes a parameter of the method invocation while DLFix needs to generate the whole expression. Thus, Recoder adopted the pattern-based repair techniques and generated the mutation operation over the expression to fix the defect.

5.1.2 Qualitative Analysis for 5.1.1. Figure 10 shows the qualitative analysis of the approaches on Defects4j. We selected the previous state-of-the-art approaches, TBar, Simfix and the first neural based APR approach, DLFix to compare with Recoder. As shown, Recoder can fix 20 unique bugs when comparing with the three baselines. Moreover, Recoder can fix 34, 30, 28 unique bugs compared with

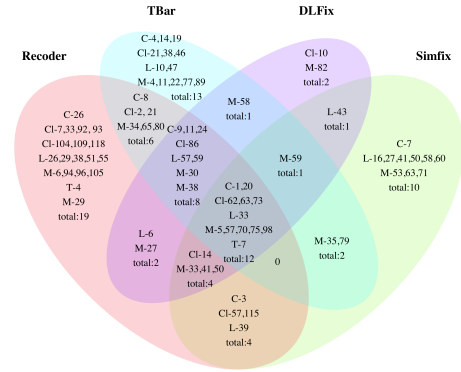


Figure 10: Qualitative Analysis for Recoder in 5.1.1. Project Names: C:Chart, CL:Closure, L:Lang, M:Math, Moc:Mockito, T:Time

Simfix, TBar and DLFix, respectively. This result shows the effectiveness of our approach. In particular, integrated with TBar, Recoder can fix 73 bugs on Defects4j in total. TBar collected all possible fix patterns from the APR architecture which contains more patterns than Recoder. Thus, we also can integrate all the patch patterns used in TBar with our model based on the framework to boost the performance further. We leave it to the future work.

5.1.3 DL-based APR Comparative Study Based on Correct Fault Localization. Table 3 shows the result of the comparative experiment with the DL-based techniques. Recoder outperformed all the previous approaches on all projects. Furthermore, Recoder fixed 71 bugs on Defects4j, which has a 61.3% improvement over the previous DL-Based state-of-the-art approach. Furthermore, compared with Recoder used normal fault localization, this model achieved a 36.5% improvement. Thus, we assume that Recoder can achieve better performance with better fault localization technique.

5.1.4 Qualitative Analysis for 5.1.3. Figure 11 shows the qualitative analysis of the DL-based approaches on Defects4j. Recoder fixed 22 unique bugs compared with the other approaches and achieved the best performance on 5 projects. In particular, integrated with

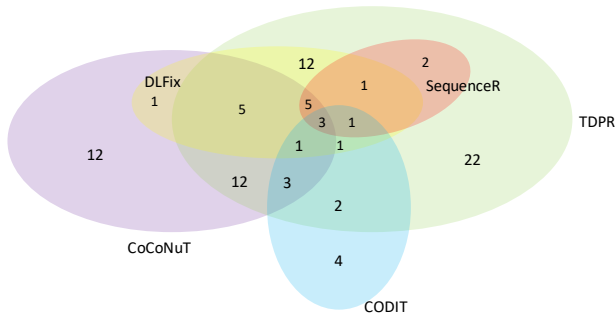


Figure 11: Qualitative Analysis for Recoder in 5.1.3.

Projects	-Modify	-SubTreeCopy	-Template	-Add	Recoder
Chart	4	6	8	7	8
Closure	5	11	10	11	15
Lang	3	6	5	5	10
Math	7	8	9	9	15
Time	1	1	1	1	2
Mockito	2	1	1	1	2
Total	22	33	34	34	52

Table 4: Ablation Test for Recoder on Defects4j.

CoCoNuT, Recoder could fix 84 bugs with the correct fault localization on Defects4j. These results showed the effectiveness of our framework and the proposed model.

Answer to **RQ1**: Recoder achieved the best performance(25%improvements) on Defects4j compared with the previous APR approaches.

5.2 The contribution of each component(RQ2)

To answer RQ2, we conducted an ablation test on Defects4j to figure out the contribution of each component. In this subsection, we only conducted the experiment based on the normal fault localization, which aims to understand the contribution of each component more clear.

5.2.1 Ablation Study for Pattern-based Component. The model in the ablation test had the same setting with the original experiment except we removed each component in Recoder. Table 4 shows the result of the ablation test. We first removed the mutation pattern from Recoder. To remove this, Recoder only adopted generation based APR techniques to fix the bugs. As shown as Recoder-Mutation, by applying such settings, the performance dropped to 22. This result shows the importance and effectiveness of the mutation pattern. We also found another interesting thing that all the unique bugs repaired by Recoder of project Closure could not be fixed by the ablated model. We suppose that the statements in Closure are quite difficult and complex for DL-based approaches to handle.

```
+ if((interfaceType.getImplicitPrototype() == null)){
+     return;
+ }
```

```
ObjectType implicitProto = interfaceType.getImplicitPrototype();
```

Figure 12: Closure-7 - A bug fixed by Recoder

Then we removed the add pattern. To remove this, Recoder can not generate some statements to insert before the buggy statement. By adopting such settings, the performance dropped to 34. This result suggests that a lot of bugs are fixed by inserting some statements before the buggy statements. However, the previous DL-based approaches can not generate such patches through generating one statement.

5.2.2 Ablation Study for Sub-tree Copy Mechanism Component. To better understand the contribution of the sub-tree copy mechanism, we removed the mechanism from the original model. By applying such settings, the model only could fixed 33 bugs on Defects4j. As described in Simfix [9], the patch often can be adapted from the similar snippets from the context. Thus, the sub-tree copy mechanism helps the model to generate more complex patch based on the given context. We also conducted a case study for this mechanism to figure out the effectiveness. Figure 12 shows the bug repaired by the original model. The patch adds a if statement before the buggy statement. As shown, the expression is copied from the previous assignment in the buggy method. Furthermore, the generated statement contains the out-of-vocabulary names. This case shows that the sub-tree copy mechanism can alleviate the OOV problem in DL-based approaches in some points. It should be noted that the sub-tree copy mechanism is data-driven and can learn the code transformation patterns from the huge data. Thus, it is more effective than the hand-written pattern in the previous approaches.

5.2.3 Ablation Study for Patch Template Component. Different from the previous DL-based approach, in the framework, the model generates the patch template instead of the complete patch. To figure out the effectiveness of this stage, we directly generated the patch via the same model with different training settings. As shown, the performance dropped to 34 compared with the original model. The motivation of this setting is that the context of the project is too large for the neural model to handle. Thus, we utilize the neural network to generate the patch templates which do not rely on the project. Then, we adopt some rule-based techniques to complete the patch templates. We believe that this settings alleviate the dependency problem in the DL-based APR approaches.

Answer to **RQ2**: Each component contributes to the overall performance of Recoder.

5.3 Generalization of Recoder

To answer RQ3, we conducted a additional experiment on Defects4j v2.0. This benchmark has 284 additional bugs compared with Defects4j v1.0. The details of the benchmark are shown in Table 5.

Projects	Number of Bugs	Used Bugs
Cli	39	1-5,7-40
Codec	18	1-18
Collections	4	25-28
Compress	47	1-47
Csv	16	1-16
JacksonCore	26	1-26
Jsoup	93	1-94
JxPath	22	1-22
Total	265	-

Table 5: Comparison with DL-based APR approaches on Defects4j.

Projects	TBar	Simfix	Recoder
Cli	1/7	0/4	3/3
Codec	2/6	0/2	2/2
Collections	0/1	0/1	0/0
Compress	1/13	0/6	3/9
Csv	1/5	0/2	4/4
JacksonCore	0/6	0/0	0/4
Jsoup	3/7	1/5	7/13
JxPath	0/0	0/0	0/4
Total	8/38	1/20	19/39

Table 6: Comparison with DL-based APR approaches on Defects4j.

Since the benchmark was just published, we implemented the previous state-of-the-art APR approaches, TBar and Simfix, on this benchmark for comparison. We used the fault localization technique, Ochiai, to generate the suspicious score of statements. Then, we adopted these three techniques to repair the defects. The result are shown in Table 6. Recoder fixed the most bugs, 12, which achieved a 140% improvement compared with TBar on Defects4j v2.0. In particular, Recoder fixed most bugs compared with the other approaches on all projects. To our knowledge, the recent advanced APR techniques may suffer from the overfitting problem in case of unexpected bugs, while a simplistic approach shows a decent level of consistency. Thus, TBar and Simfix only fixed 8,1 bugs on Defects4j v2.0, respectively. However, our model integrated the DL-based approaches with the pattern-based approaches through the framework to alleviate this problem. Based on the huge history patches, the model can adapt to the new bugs easily. Thus, Recoder could achieve better performance on Defects4j v2.0.

6 RELATED WORK

Pattern based APR tools. The traditional approaches mainly adopted search-based or pattern-based approaches to generate patches. The first group of APR approaches adopted search-based techniques to generate the similar mutation code [13, 14, 18, 21]. These tools search for the potential patches via applying some mutation operators to the buggy code. Then, the test cases are used

to select the suitable patches. GenProg ?? adopts genetic search to mutate the buggy code. RSRepair [21] fixes buggy code through random search. MutRepair [18] generates the patches for if-condition statements with mutation operators.

The other approaches mines the patch patterns from the huge prior bug fixes [10, 19?]. These approaches aim to extract the widely used patch patterns from the history bug fixes automatically. Furthermore, Simfix [?], CapGen [26], FixMiner [?] mine the patterns which are frequently used in the bug fixes of some famous projects.

Deep Learning for APR. With the development of deep learning techniques, neural models are recently used for automated program repair. The mainstream approaches treat APR as a statistics machine translation that generates the fix code with buggy code. Tufano et al. [23] adopts a sequence-to-sequence translation model to generate the patch. They uses sequence-to-sequence NMT with a copy mechanism. Chakraborty et al. [3] proposes CODIT which learns code edits with encoding code structures in a NMT model to generate patches. Li et al. [15] proposed to use Tree Lstm to encode the abstract syntax tree of the buggy method to generate the patches. Lutellier et al. [17] proposed CoCoNuT which adopts CNN to encode the buggy method and generates the patch token by token.

7 THREATS TO VALIDITY

Threats to external validity is relevant to the quality of datasets used in our experiment and the generalizability of our model. Our experiment was conducted on Defects4j, which is a widely used benchmark for APR research. Furthermore, our approach only was tested on Java programs. However, Recoder do not use any program language specific techniques in its processing. Thus, Recoder can applied to any program language.

Threats to internal validity is include the influence of the implementation of the previous approaches. For the Defects4j v1.0, we directly used the result provided in the original paper. For the Defects v2.0, we just change some interface details to make the code adapting to the new dataset based on the publish version.

8 CONCLUSION

In this paper, we propose a framework to integrate the DL-based APR approach with pattern-based approaches. Furthermore, we also design a neural model to generate the patches based on the framework. The model combines the pattern-based approaches with DL-based approaches which makes them complement each other. Thus, Recoder achieved 23.2% improvement over the previous pattern-based approach and achieved 61.3% improvement over the previous DL-based approaches on Defects4j v1.2. The further evaluation shows that each component in our approach is important.

ACKNOWLEDGMENTS

To Robert, for the bagels and explaining CMYK and color spaces.

REFERENCES

- [1] 2020. Defects4j. In <https://github.com/rjust/defects4j>.

- [2] Rui Abreu, Peter Zoetewij, and Arjan J. C. Van Gemund. 2007. On the Accuracy of Spectrum-based Fault Localization. In *Testing: Academic & Industrial Conference Practice & Research Techniques-mutation*.
- [3] Saikat Chakraborty, Miltiadis Allamanis, and Baishakhi Ray. 2018. CODIT: Code Editing with Tree-Based Neural Machine Translation. *arXiv preprint arXiv:1810.00314* (2018).
- [4] Z. Chen, S. J. Kommrusch, M. Tufano, L. Pouchet, D. Poshyanyk, and M. Monperrus. 2019. SEQUENCER: Sequence-to-Sequence Learning for End-to-End Program Repair. *IEEE Transactions on Software Engineering* (2019), 1–1. <https://doi.org/10.1109/TSE.2019.2940179>
- [5] GitHub. 2020. <https://github.com/>. GitHub.
- [6] Rahul Gupta, Soham Pal, Aditya Kanade, and Shirish Shevade. 2017. DeepFix: Fixing Common C Language Errors by Deep Learning. In *Proceedings of the Thirty-First AAAI Conference on Artificial Intelligence* (San Francisco, California, USA) (AAAI'17). AAAI Press, 1345–1351.
- [7] Hideaki Hata, Emad Shihab, and Graham Neubig. 2018. Learning to Generate Corrective Patches using Neural Machine Translation. *CoRR abs/1812.07170* (2018). [arXiv:1812.07170](http://arxiv.org/abs/1812.07170) <http://arxiv.org/abs/1812.07170>
- [8] Geoffrey E. Hinton, Nitish Srivastava, Alex Krizhevsky, Ilya Sutskever, and Ruslan Salakhutdinov. 2012. Improving neural networks by preventing co-adaptation of feature detectors. *CoRR abs/1207.0580* (2012). [arXiv:1207.0580](http://arxiv.org/abs/1207.0580) <http://arxiv.org/abs/1207.0580>
- [9] Jiajun Jiang, Yingfei Xiong, Hongyu Zhang, Qing Gao, and Xiangqun Chen. 2018. Shaping Program Repair Space with Existing Patches and Similar Code. In *International Symposium on Software Testing & Analysis*. 298–309.
- [10] D. Kim, J. Nam, J. Song, and S. Kim. 2013. Automatic patch generation learned from human-written patches. In *2013 35th International Conference on Software Engineering (ICSE)*. 802–811. <https://doi.org/10.1109/ICSE.2013.6606626>
- [11] Diederik P. Kingma and Jimmy Ba. 2015. Adam: A Method for Stochastic Optimization. *CoRR abs/1412.6980* (2015).
- [12] Thomas N Kipf and Max Welling. 2016. Semi-supervised classification with graph convolutional networks. *arXiv preprint arXiv:1609.02907* (2016).
- [13] C. Le Goues, M. Dewey-Vogt, S. Forrest, and W. Weimer. 2012. A systematic study of automated program repair: Fixing 55 out of 105 bugs for \$8 each. In *2012 34th International Conference on Software Engineering (ICSE)*. 3–13. <https://doi.org/10.1109/ICSE.2012.6227211>
- [14] C. Le Goues, T. Nguyen, S. Forrest, and W. Weimer. 2012. GenProg: A Generic Method for Automatic Software Repair. *IEEE Transactions on Software Engineering* 38, 1 (2012), 54–72. <https://doi.org/10.1109/TSE.2011.104>
- [15] Yi Li, Shaohua Wang, and Tien N. Nguyen. 2020. DLFix: Context-Based Code Transformation Learning for Automated Program Repair. In *Proceedings of the ACM/IEEE 42nd International Conference on Software Engineering* (Seoul, South Korea) (ICSE '20). Association for Computing Machinery, New York, NY, USA, 602–614. <https://doi.org/10.1145/3377811.3380345>
- [16] Kui Liu, Anil Koyuncu, Dongsun Kim, and Tegawendé F Bissyandé. 2019. Tbar: Revisiting template-based automated program repair. In *Proceedings of the 28th ACM SIGSOFT International Symposium on Software Testing and Analysis*. 31–42.
- [17] Thibaud Lutellier, Hung Viet Pham, Lawrence Pang, Yitong Li, and Lin Tan. 2020. CoCoNuT: combining context-aware neural translation models using ensemble for program repair. In *ISSTA '20: 29th ACM SIGSOFT International Symposium on Software Testing and Analysis*.
- [18] Matias Martinez and Martin Monperrus. 2016. ASTOR: A Program Repair Library for Java (Demo). In *Proceedings of the 25th International Symposium on Software Testing and Analysis* (Saarbrücken, Germany) (ISSTA 2016). Association for Computing Machinery, New York, NY, USA, 441–444. <https://doi.org/10.1145/2931037.2948705>
- [19] H. D. T. Nguyen, D. Qi, A. Roychoudhury, and S. Chandra. 2013. SemFix: Program repair via semantic analysis. In *2013 35th International Conference on Software Engineering (ICSE)*. 772–781. <https://doi.org/10.1109/ICSE.2013.6606623>
- [20] pytorch. 2020. <https://pytorch.org/>. pytorch.
- [21] Yuhua Qi, Xiaoguang Mao, Yan Lei, Ziyang Dai, and Chengsong Wang. 2014. The Strength of Random Search on Automated Program Repair. In *Proceedings of the 36th International Conference on Software Engineering* (Hyderabad, India) (ICSE 2014). Association for Computing Machinery, New York, NY, USA, 254–265. <https://doi.org/10.1145/2568225.2568254>
- [22] Zeyu Sun, Qihao Zhu, Yingfei Xiong, Yican Sun, Lili Mou, and Lu Zhang. 2020. TreeGen: A Tree-Based Transformer Architecture for Code Generation. In *The Thirty-Fourth AAAI Conference on Artificial Intelligence, AAAI 2020, The Thirty-Second Innovative Applications of Artificial Intelligence Conference, IAAI 2020, The Tenth AAAI Symposium on Educational Advances in Artificial Intelligence, EAAI 2020, New York, NY, USA, February 7–12, 2020*. AAAI Press, 8984–8991. <https://aaai.org/ojs/index.php/AAAI/article/view/6430>
- [23] M. Tufano, C. Watson, G. Bavota, M. di Penta, M. White, and D. Poshyanyk. 2018. An Empirical Investigation into Learning Bug-Fixing Patches in the Wild via Neural Machine Translation. In *2018 33rd IEEE/ACM International Conference on Automated Software Engineering (ASE)*. 832–837. <https://doi.org/10.1145/3238147.3240732>
- [24] Ashish Vaswani, Noam Shazeer, Niki Parmar, Jakob Uszkoreit, Llion Jones, Aidan N. Gomez, undefinedukasz Kaiser, and Illia Polosukhin. 2017. Attention is All You Need. In *Proceedings of the 31st International Conference on Neural Information Processing Systems* (Long Beach, California, USA) (NIPS'17). Curran Associates Inc., Red Hook, NY, USA, 6000–6010.
- [25] Oriol Vinyals, Meire Fortunato, and Navdeep Jaitly. 2015. Pointer Networks. *ArXiv abs/1506.03134* (2015).
- [26] M. Wen, J. Chen, R. Wu, D. Hao, and S. Cheung. 2018. Context-Aware Patch Generation for Better Automated Program Repair. In *2018 IEEE/ACM 40th International Conference on Software Engineering (ICSE)*. 1–11. <https://doi.org/10.1145/3180155.3180233>
- [27] M. White, M. Tufano, M. Martinez, M. Monperrus, and D. Poshyanyk. 2019. Sorting and Transforming Program Repair Ingredients via Deep Learning Code Similarities. In *2019 IEEE 26th International Conference on Software Analysis, Evolution and Reengineering (SANER)*. 479–490. <https://doi.org/10.1109/SANER.2019.8668043>
- [28] M. White, M. Tufano, C. Vendome, and D. Poshyanyk. 2016. Deep learning code fragments for code clone detection. In *2016 31st IEEE/ACM International Conference on Automated Software Engineering (ASE)*. 87–98.