
RETRIEVE: Coreset Selection for Efficient and Robust Semi-Supervised Learning

Krishnateja Killamsetty Xujiang Zhao Feng Chen Rishabh Iyer

Department of Computer Science
The University of Texas at Dallas
Richardson, Texas, USA

{krishnateja.killamsetty,xujiang.zhao,feng.chen,rishabh.iyer}@utdallas.edu

Abstract

Semi-supervised learning (SSL) algorithms have had great success in recent years in limited labeled data regimes. However, the current state-of-the-art SSL algorithms are computationally expensive and entail significant compute time and energy requirements. This can prove to be a huge limitation for many smaller companies and academic groups. Our main insight is that training on a subset of unlabeled data instead of entire unlabeled data enables the current SSL algorithms to converge faster, significantly reducing computational costs. In this work, we propose RETRIEVE¹, a coreset selection framework for efficient and robust semi-supervised learning. RETRIEVE selects the coreset by solving a mixed discrete-continuous bi-level optimization problem such that the selected coreset minimizes the labeled set loss. We use a one-step gradient approximation and show that the discrete optimization problem is approximately submodular, enabling simple greedy algorithms to obtain the coreset. We empirically demonstrate on several real-world datasets that existing SSL algorithms like VAT, Mean-Teacher, FixMatch, when used with RETRIEVE, achieve a) faster training times, b) better performance when unlabeled data consists of Out-of-Distribution (OOD) data and imbalance. More specifically, we show that with minimal accuracy degradation, RETRIEVE achieves a speedup of around $3\times$ in the traditional SSL setting and achieves a speedup of $5\times$ compared to state-of-the-art (SOTA) robust SSL algorithms in the case of imbalance and OOD data. RETRIEVE is available as a part of the CORDS toolkit: <https://github.com/decile-team/cords>.

1 Introduction

Deep learning algorithms have had great success over the past few years, often achieving human or superhuman performance in various tasks like computer vision [10], speech recognition [18], natural language processing [5], and video games [45]. One of the significant factors attributing to the recent success of deep learning is the availability of large amounts of labeled data [55]. However, creating large labeled datasets is often time-consuming and expensive in terms of costs. Moreover, some domains like medical imaging require a domain expert for labeling, making it nearly impossible to create a large labeled set. In order to reduce the dependency on the availability of labeled data, semi-supervised learning (SSL) algorithms [7] were proposed to train models using large amounts of unlabeled data along with the available labeled data. Recent works [42, 56, 4, 53] show that semi-supervised learning algorithms can achieve similar performance to standard supervised learning using significantly fewer labeled data instances.

¹coResets for Efficient and Robust semi-supervised Learning

However, the current SOTA SSL algorithms are compute-intensive with large training times. For example, from our personal experience, training a WideResNet model [60] on a CIFAR10 [27] dataset with 4000 labels using the SOTA FixMatch algorithm [53] for 500000 iterations takes around four days on a single RTX2080Ti GPU. This also implies increased energy consumption and an associated carbon footprint [54]. Furthermore, it is common to tune these

SSL algorithms over a large set of hyper-parameters, which means that the training needs to be done hundreds and sometimes thousands of times. For example, [44] performed hyperparameter tuning by running 1000 trails of Gaussian Process-based Blackbox optimization[16] for each SSL algorithm (which runs for 500000 iterations). This process implies significantly higher experimental turnaround times, energy consumption, and CO2 emissions. Furthermore, this is not something that can be done at most universities and smaller companies. The first problem we try to address in this work is: *Can we efficiently train a semi-supervised learning model on coresets of unlabeled data to achieve faster convergence and reduction in training time?*

Despite demonstrating encouraging results on standard and clean datasets, current SSL algorithms perform poorly when OOD data or class imbalance is present in the unlabeled set [44, 8]. This performance degradation can be attributed to the fact that the current SSL algorithms assume that both the labeled set and unlabeled set are sampled from the same distribution. A visualization of OOD data and class imbalance in the unlabeled set is shown in Figure 1. Several recent works [59, 8, 17] were proposed to mitigate the effect of OOD in unlabeled data, in turn improving the performance of SSL algorithms. However, the current SOTA robust SSL method [17] is 3X slower than the standard SSL algorithms, further increasing the training times, energy costs, and CO2 emissions. The second problem we try to address in this work is: *In the case where OOD data or class imbalance exists in the unlabeled set, can we robustly train an SSL model on coresets of unlabeled data to achieve similar performance to existing robust SSL methods while being significantly faster?*

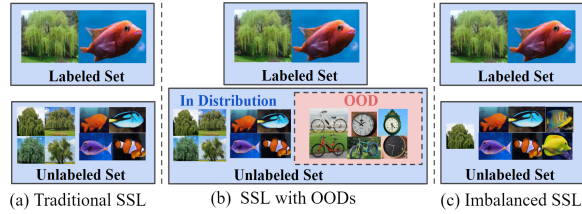


Figure 1: (a) Unlabeled set with the same distribution as the labeled set, (b) Unlabeled set containing OOD instances, (c) Unlabeled set where the class distribution is imbalanced

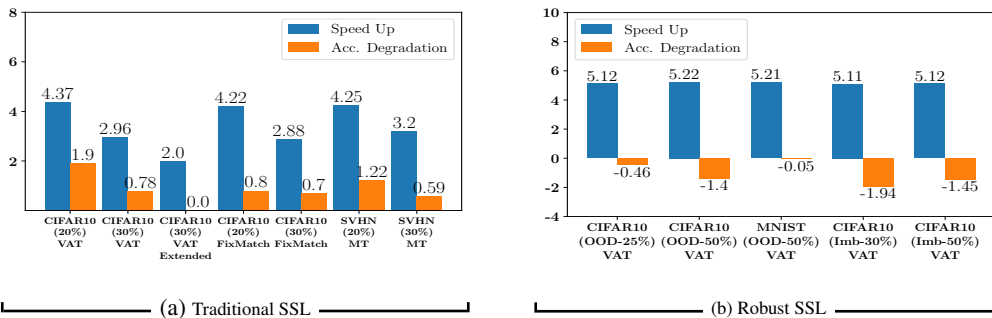


Figure 2: Comparison of RETRIEVE with VAT, FixMatch, and MT on CIFAR-10 and SVHN: We contrast the accuracy degradation with speedup compared to the base SSL or robust SSL (DS3L) approach. We observe speedups of $3\times$ in standard SSL case with 0.7% accuracy drop and $2\times$ speedup with no accuracy drop. In the robust SSL case, we observe $5\times$ speedup compared to DS3L [17] while outperforming it in terms of accuracy.

To this end, we propose RETRIEVE, a coreset selection framework that enables faster convergence and robust training of SSL algorithms. RETRIEVE selects coreset of the unlabeled data resulting in minimum labeled set loss when trained upon in a semi-supervised manner. Intuitively, RETRIEVE tries to achieve faster convergence by selecting data instances from the unlabeled set whose gradients are aligned with the labeled set gradients. Furthermore, RETRIEVE also achieves distribution matching by selecting a coreset from the unlabeled set with similar gradients to the labeled set.

1.1 Our Contributions

The contributions our work can be summarized as follows:

- **RETRIEVE Framework:** We propose a coreset selection algorithm RETRIEVE for efficient and robust semi-supervised learning. RETRIEVE poses the coreset selection as a discrete-continuous bi-level optimization problem and solves it efficiently using an online approximation of single-step gradient updates. Essentially, RETRIEVE selects a coreset of the unlabeled set, which, when trained using the combination of the labeled set and the specific unlabeled data coreset, minimizes the model loss on the labeled dataset. We also discuss several implementation tricks to speed up the coreset selection step significantly (*c.f.*, Section 3.3, Section 3.4)
- **RETRIEVE in Traditional SSL:** We empirically demonstrate the effectiveness of RETRIEVE in conjunction with several SOTA SSL algorithms like VAT, Mean-Teacher, and FixMatch. The speedups obtained by RETRIEVE are shown in Figure 2a. Specifically, we see that RETRIEVE consistently achieves close to $3\times$ speedup with accuracy degradation of around 0.7%. RETRIEVE also achieves more than $4.2\times$ speedup with a slightly higher accuracy degradation. Furthermore, when RETRIEVE is trained for more iterations, RETRIEVE can match the performance of VAT while having a $2\times$ speedup (see VAT Extended bar plot in Figure 2a). RETRIEVE also consistently outperforms simple baselines like early stopping and random sampling.
- **RETRIEVE in Robust SSL:** We further demonstrate the utility of RETRIEVE for robust SSL in the presence of OOD data and imbalance in the unlabeled set. We observe that with the VAT SSL algorithm, RETRIEVE outperforms SOTA robust SSL method DS3L [17] (with VAT) while being around $5\times$ faster. RETRIEVE also significantly outperforms just VAT and random sampling.

1.2 Related Work

Semi-supervised learning: Several papers have been proposed for semi-supervised learning over the past few years. Due to space constraints, we do not talk about generative [50, 48, 26, 11, 19, 30, 3] and graph-based [62, 33] methods for SSL in this work. We instead focus on the main components of the existing SOTA SSL algorithms, viz., a) consistency regularization and b) entropy minimization. The consistency regularization component forces the model to have consistent prediction given an unlabeled data point and its perturbed (or augmented) version. The Entropy-minimization component forces the model instances to have low-entropy predictions on unlabeled data instances to ensure that the classes are well separated. One can achieve entropy minimization by directly adding the entropy loss component on the unlabeled class prediction or using methods like Pseudo-Labeling to enforce it implicitly. Mean-Teacher [56] approach uses a consistency regularization component that forces the predictions of the exponential moving average of the model to be the same as the model prediction of the augmented unlabeled images. VAT [42] instead computes the perturbation of the unlabeled data point that changes the prediction distribution the most and enforces the model to have the same prediction on both unlabeled data instance and unlabeled data instance with computed perturbation as a form of consistency regularization. MixMatch [4] uses K standard image augmentations for consistency regularization and enforces entropy minimization by using a sharpening function on the average predicted distribution of K augmentations of unlabeled data instances. FixMatch [53] induces consistency regularization by forcing the model to have the same prediction on a weakly augmented and strongly augmented image instance. Furthermore, FixMatch [53] also employs confidence thresholding to mask unlabeled data instances on which the model’s prediction confidence is below a threshold from being used in consistency loss.

Robust Semi-supervised learning: Several methods have been proposed to make the existing semi-supervised learning algorithms robust to label noise in labeled data and robust to OOD data in the unlabeled set. A popular approach [49, 52] to deal with label noises and class imbalance in a supervised learning setting is by reweighing each data instance and jointly learning these weights along with the model parameters. Safe-SSL (DS3L) [17] is a recently proposed SOTA method for robust SSL learning. DS3L is similar to the reweighting in the supervised case and adopts a reweighting approach to deal with OOD data in the unlabeled set. Safe-SSL uses a neural network to predict the weight parameters of unlabeled instances that result in maximum labeled set performance, making it a bi-level optimization problem. In this regard, both RETRIEVE and Safe-SSL approach solves a bi-level optimization problem, except that RETRIEVE solves a discrete optimization problem at the outer level, thereby enabling significant speedup compared to SSL algorithms and an even more considerable



Figure 3: Flowchart of RETRIEVE framework, where coreset selection is performed every R epochs and the model is trained on the selected coreset.

speedup compared to safe-SSL (which itself is $3\times$ slower than SSL algorithms). In contrast to safe-SSL and other robust SSL approaches, RETRIEVE achieves both efficiency and robustness. Other approaches for robust SSL include UASD [9] uses an Uncertainty aware self-distillation with OOD filtering to achieve robust performance and a distributionally robust model to deal with OOD [8].

Coreset and subset selection methods: Coresets [13] are small and informative weighted data subsets that approximate original data. Several works [57, 39, 24, 23] have studied coresets for efficient training of deep learning models in the supervised learning scenarios. CRAIG [39] selects representative coresets of the training data that closely estimates the full training gradient. Another approach, GLISTER [24] posed the coreset selection as optimizing the validation set loss for efficient learning focused on generalization. Another approach, GRAD-MATCH [23] select subsets that approximately match the full training loss or validation loss gradient using orthogonal matching pursuit. Similarly, coreset selection methods [57, 51, 2, 24] were also used for active learning scenario, where a subset of data instances from the unlabeled set is selected to be labeled. Finally, several recent works have used submodular functions for finding diverse and representative subsets for data subset selection [34, 21, 57, 58].

2 Preliminaries

Notation: Denote $\mathcal{D} = \{x_i, y_i\}_{i=1}^n$ to be the labeled set with n labeled data points, and $\mathcal{U} = \{x_j\}_{j=1}^m$ to be the unlabeled set with m data points. Let θ be the classifier model parameters, l_s be the labeled set loss function (such as cross-entropy loss) and l_u be the unlabeled set loss, e.g. consistency-regularization loss, entropy loss, etc.. Denote $L_S(\mathcal{D}, \theta) = \sum_{i \in \mathcal{D}} l_s(\theta, x_i, y_i)$ and $L_U(\mathcal{U}, \theta, \mathbf{m}) = \sum_{j \in \mathcal{U}} \mathbf{m}_j l_u(x_j, \theta)$ where $\mathbf{m} \in \{0, 1\}^m$ is the binary mask vector for unlabeled set. For notational convenience, we denote $l_{si}(\theta) = l_s(x_i, y_i, \theta)$ and denote $l_{uj}(\theta) = l_u(x_j, \theta)$.

Semi-supervised loss: Following the above notations, the loss function for many existing SSL algorithms can be written as $L_S(\mathcal{D}, \theta) + \lambda L_U(\mathcal{U}, \theta, \mathbf{m})$, where λ is the regularization coefficient for the unlabeled set loss. For Mean Teacher [56], VAT[42], MixMatch [4], the mask vector \mathbf{m} is made up entirely of ones, whereas for FixMatch [53], \mathbf{m} is confidence-thresholded binary vector, indicating whether to include an unlabeled data instance or not. Usually, L_S is a cross-entropy loss for classification experiments and squared loss for regression experiments. A detailed formulation of the loss function L_U used in different SSL algorithms is given in Appendix C

Robust Semi-supervised loss: However, for robust semi-supervised loss, the mask vector \mathbf{m} is replaced with a weight vector $\mathbf{w} \in \mathbb{R}^m$ denoting the contribution of data instances in the unlabeled set. The weight vector \mathbf{w} is unknown and needs to be learned. The weighted SSL loss is: $L_S(\mathcal{D}, \theta) + \lambda L_U(\mathcal{U}, \theta, \mathbf{w})$, where λ is the regularization coefficient for the unlabeled set loss.

The state-of-the-art robust SSL method, Safe-SSL [17] poses the learning problem as:

$$\mathbf{w}^* = \underset{\mathbf{w}}{\operatorname{argmin}} \overbrace{L_S(\mathcal{D}, \underset{\theta}{\operatorname{argmin}} (L_S(\mathcal{D}, \theta) + \lambda L_U(\mathcal{U}, \theta, \mathbf{w})))}^{\text{outer-level}} \quad (1)$$

inner-level

In order to solve the problem at the inner level efficiently, Safe-SSL [17] method uses a single-gradient step approximation to estimate the inner problem solution. The weight vector learning problem after the one-step approximation is: $\mathbf{w}^* = \underset{\mathbf{w}}{\operatorname{argmin}} L_S(\mathcal{D}, \theta - \alpha \nabla_{\theta} L_S(\mathcal{D}, \theta) - \alpha \lambda \nabla_{\theta} L_U(\mathcal{U}, \theta, \mathbf{w}))$

Safe-SSL also uses a single-step gradient approximation to solve the outer level problem as well. As discussed before, the optimization problem of the Safe-SSL [17] algorithm involves continuous optimization at both inner and outer levels, whereas for RETRIEVE, the outer level involves a discrete optimization problem which makes it significantly faster than Safe-SSL.

3 RETRIEVE framework

In RETRIEVE, the coreset selection and classifier model learning on the selected coreset is performed in conjunction. As shown in the Figure 3, RETRIEVE trains the classifier model on the previously selected coreset for R epochs in a semi-supervised manner, and every R^{th} epoch, a new coreset is selected, and the process is repeated until the classifier model reaches convergence, or the required number of epochs is reached. *The vital feature of RETRIEVE is that the coresets selected are adapted with the training.* Let θ_t be the classifier model parameters and the \mathcal{S}_t be the coreset at time step t . Since coreset selection is done every R epochs, we have $\mathcal{S}_t = \mathcal{S}_{\lfloor t/R \rfloor}$, or in other words, the subsets change only after R epochs. The SSL loss function on the selected coreset at iteration t is as follows:

$$L_S(\mathcal{D}, \theta_t) + \lambda_t \sum_{j \in \mathcal{S}_t} \mathbf{m}_{jt} l_u(x_j, \theta_t) \quad (2)$$

where \mathbf{m}_{jt} is the mask binary value associated with the j^{th} point based on model parameters θ_t and λ_t is the unlabeled loss coefficient at iteration t . Note that objective function given in Equation (2) is dependent on the SSL algorithm used in RETRIEVE framework. If gradient descent is used for learning, the parameter update step from time step t to $t + 1$ is as follows:

$$\theta_{t+1} = \theta_t - \alpha_t \nabla_{\theta} L_S(\mathcal{D}, \theta_t) - \alpha_t \lambda_t \sum_{j \in \mathcal{S}_t} \mathbf{m}_{jt} \nabla_{\theta} l_u(x_j, \theta_t) \quad (3)$$

where α_t is the learning rate at iteration t . The update step for mini-batch SGD is similar, just that it does the above on minibatches of the dataset.

3.1 Problem Formulation

The coreset selection problem of RETRIEVE at timestep t is as follows:

$$\mathcal{S}_t = \overbrace{\operatorname{argmin}_{\mathcal{S} \subseteq \mathcal{U}: |\mathcal{S}| \leq k} L_S \left(\mathcal{D}, \underbrace{\operatorname{argmin}_{\theta} \left(L_S(\mathcal{D}, \theta_t) + \lambda_t \sum_{j \in \mathcal{S}} \mathbf{m}_{jt} l_u(x_j, \theta_t) \right)} \right)}^{\text{outer-level}} \quad (4)$$

inner-level

where k is the size of the coreset and \mathbf{m}_{jt} is the binary value associated with the j^{th} instance based on model parameters θ_t . k is a fraction of the entire dataset (e.g. 20% or 30%), and the goal is to select the best subset of the unlabeled set, which maximizes the labeled loss based. The outer level of the above optimization problem is a discrete subset selection problem. However, solving the inner-optimization problem naively is computationally intractable, and, we need to make some approximations.

3.2 One-Step Gradient Approximation

To solve the inner optimization problem efficiently, RETRIEVE adopts a one-step gradient approximation based optimization method similar to [14, 49]. More specifically, RETRIEVE approximates the solution to the inner level problem by taking a single gradient step towards the descent direction of the loss function. The idea here is to jointly optimize the model parameters and the subset as the learning proceeds. After this approximation, the coreset selection optimization problem becomes:

$$\mathcal{S}_t = \operatorname{argmin}_{\mathcal{S} \subseteq \mathcal{U}: |\mathcal{S}| \leq k} L_S(\mathcal{D}, \theta_t - \alpha_t \nabla_{\theta} L_S(\mathcal{D}, \theta_t) - \alpha_t \lambda_t \sum_{j \in \mathcal{S}} \mathbf{m}_{jt} \nabla_{\theta} l_u(x_j, \theta_t)) \quad (5)$$

However, even after this approximation, the above optimization problem (Equation (5)) is NP-hard.

Theorem 1 Optimization problem (Equation (5)) is NP hard, even if l_s is a convex loss function. If the labeled set loss function l_s is cross-entropy loss, then the optimization problem given in the Equation (5) can be converted into an instance of cardinality constrained weakly submodular maximization.

The proof is given in Appendix B. The given Theorem 1 holds as long as l_s is a cross-entropy loss irrespective of the form of l_u . Further, Theorem 1 implies that the optimization problem given in Equation (5) can be solved efficiently using greedy algorithms [37, 38] with approximation guarantees. RETRIEVE uses stochastic-greedy algorithm [22, 38] to solve the optimization problem Equation (5) with an approximation guarantee of $1 - 1/e^\beta - \epsilon$ in $\mathcal{O}(m \log(1/\epsilon))$ iterations where m is the unlabeled set size and β is the weak submodularity coefficient (see Appendix B). And the set function used in stochastic greedy algorithm is as follows:

$$f(\theta_t, \mathcal{S}) = -L_S(\mathcal{D}, \theta_t - \alpha_t \nabla_{\theta} L_S(\mathcal{D}, \theta_t)) - \alpha_t \lambda_t \sum_{j \in \mathcal{S}} \mathbf{m}_{jt} \nabla_{\theta} l_u(x_j, \theta_t) \quad (6)$$

Notice that during each greedy iteration, we need to compute the set function value $f(\theta_t, \mathcal{S} \cup e)$ to find the maximal gain element e that can be added to the set \mathcal{S} . This implies that the loss over the entire labeled set needs to be computed multiple times for each greedy iteration, making the entire greedy selection algorithm computationally expensive.

3.3 RETRIEVE Algorithm

To make the greedy selection algorithm efficient, we approximate the set function value $f(\theta_t, \mathcal{S} \cup e)$ with the first two terms of its Taylor-series expansion. Let, $\theta^S = \theta_t - \alpha_t \nabla_{\theta} L_S(\mathcal{D}, \theta_t) - \alpha_t \lambda_t \sum_{j \in \mathcal{S}} \mathbf{m}_{jt} \nabla_{\theta} l_u(x_j, \theta_t)$. The modified set function value with Taylor-series approximation is as follows:

$$\hat{f}(\theta_t, \mathcal{S} \cup e) = -L_S(\mathcal{D}, \theta^S) + \alpha_t \lambda_t \nabla_{\theta} L_S(\mathcal{D}, \theta^S)^T \mathbf{m}_{et} \nabla_{\theta} l_u(x_e, \theta_t) \quad (7)$$

where \mathbf{m}_{et} is the binary mask value associated with element e . Note that the term $\mathbf{m}_{et} \nabla_{\theta} l_u(x_e, \theta_t)$ can be precomputed at the start of the greedy selection algorithm, and the term $\nabla_{\theta} L_S(\mathcal{D}, \theta^S)$ needs to be computed only once every greedy iteration, thereby reducing the computational complexity of the greedy algorithm.

A detailed pseudo-code of the RETRIEVE algorithm is given in Algorithm 1. RETRIEVE uses a greedy selection algorithm for coreset selection, and the detailed pseudo-code of the greedy algorithm is given in Algorithm 2. RETRIEVE can be easily implemented with popular deep learning frameworks [47, 1] that provide auto differentiation functionalities. In all our experiments, we set $R = 20$, i.e., we update the coreset every 20 epochs.

3.4 Additional Implementation Details:

In this subsection, we discuss additional implementation and practical tricks to make RETRIEVE scalable and efficient.

Last-layer gradients. Computing the gradients over deep models is time-consuming due to an enormous number of parameters in the model. To address this issue, we adopt a last-layer gradient approximation similar to [2, 39, 24, 23] by

only considering the last classification layer gradients of the classifier model in RETRIEVE. By simply using the last-layer gradients, we achieve significant speedups in RETRIEVE.

Warm-starting data selection: We warm start the classifier model by training it on the entire unlabeled dataset for a few epochs similar to [23]. Warm starting allows the classifier model to have a

Algorithm 1: RETRIEVE Algorithm

Input: Labeled Set: \mathcal{D} , Unlabeled Set: \mathcal{U} , Reg. Coefficients: $\{\lambda_t\}_{t=0}^{t=T-1}$, Learning rates: $\{\alpha_t\}_{t=0}^{t=T-1}$
Input: Total no of epochs: T , Epoch interval for subset selection: R , Size of the coreset: k
Set $t = 0$; Randomly initialize model parameters θ_0 and coreset $\mathcal{S}_0 \subseteq \mathcal{U} : |\mathcal{S}_0| = k$;
repeat
 if $(t \% R == 0) \wedge (t > 0)$ **then**
 $\mathcal{S}_t = \text{GreedySelection}(\mathcal{D}, \mathcal{U}, \theta_t, \lambda_t, \alpha_t, k)$
 else
 $\mathcal{S}_t = \mathcal{S}_{t-1}$
 Compute batches $\mathcal{D}_b = ((x_b, y_b); b \in (1 \dots B))$ from \mathcal{D}
 Compute batches $\mathcal{S}_{tb} = ((x_b); b \in (1 \dots B))$ from \mathcal{S}
 *** Mini-batch SGD ***
 Set $\theta_{t0} = \theta_t$
 for $b = 1$ **to** B **do**
 Compute mask \mathbf{m}_t on \mathcal{S}_{tb} from current model parameters $\theta_{t(b-1)}$
 $\theta_{tb} = \theta_{t(b-1)} - \alpha_t \nabla_{\theta} L_S(\mathcal{D}_b, \theta_{t(b-1)}) - \alpha_t \lambda_t \sum_{j \in \mathcal{S}_{tb}} \mathbf{m}_{jt} \nabla_{\theta} l_u(x_j, \theta_{t(b-1)})$
 Set $\theta_{t+1} = \theta_{tB}$
 $t = t + 1$
until $t \geq T$
return θ_T, \mathcal{S}_T

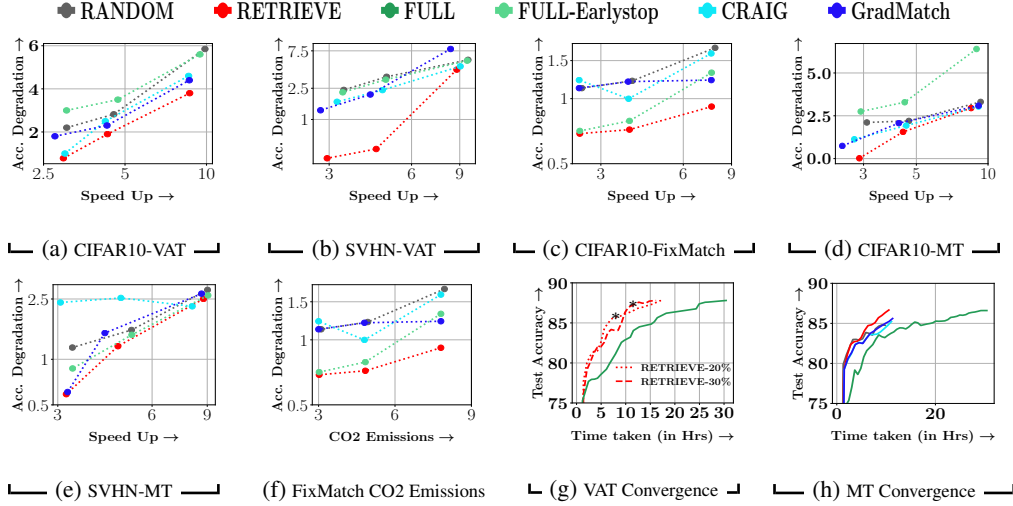


Figure 4: A comparison of RETRIEVE with baselines (RANDOM, CRAIG, FULL, and FULL-EARLYSTOP in the traditional SSL setting. SpeedUp vs Accuracy Degradation, both compared to SSL for (a) VAT on CIFAR-10, (b) VAT on SVHN, (c) FixMatch on CIFAR-10, (d) MT on CIFAR-10, and (e) MT on SVHN. We observe that RETRIEVE significantly outperforms existing baselines in terms of accuracy degradation and speedup tradeoff compared to SSL. Plot (f) also compares the CO2 emissions among the different approaches on FixMatch, showing again that RETRIEVE achieves the best energy-accuracy tradeoff. Plots (g) and (h) are the convergence results comparing accuracy with the time taken. Again, we see that RETRIEVE achieves much faster convergence than all baselines and full training.

good starting point to provide informative loss gradients used for coreset selection. More specifically, we train the classifier model on the entire unlabeled set for $T_w = \frac{\kappa T k}{m}$ epochs where k is coreset size, T is the total number of epochs, κ is the fraction of warm start, and m is the size of the unlabeled set. To be fair, we consider all baselines in the standard SSL setting with the same warm start.

3.5 Epochs vs. Iterations

Most of the existing SSL algorithms are trained using a fixed number of iterations instead of epochs. However, for easier comprehension of the RETRIEVE algorithm, we use the epoch notation in our work. A single epoch here meant a pass over random mini-batches of data points, such that the total number of data points encountered is equal to the size of the coreset of the unlabeled data. For example, if the unlabeled set size is 50000 and the unlabeled batch size is 50, then a single epoch over 100%, 50%, and 30% subsets are equivalent to 1000, 500, and 300 iterations, respectively.

4 Experiments

Our experimental section aims to verify the efficiency and effectiveness of RETRIEVE by evaluating RETRIEVE through three semi-supervised learning scenarios a) traditional SSL scenario with clean data, b) robust SSL with OOD, and c) robust SSL with class imbalance, to demonstrate the efficiency and the robustness of RETRIEVE. Furthermore, our work’s experimental scenarios are very relevant in terms of research and real-world applications. We have implemented the RETRIEVE algorithmic framework using PyTorch [46]. We repeat the same experiment for three runs with different initialization and report the mean test accuracies in our plots. A detailed table with both

Algorithm 2: GreedySelection

Input: Labeled Set: \mathcal{D} , Unlabeled Set: \mathcal{U} , Model Parameters: θ_t , Learning rate: α_t
Input: Regularization Coefficient: λ_t , Budget: k
Initialize $\mathcal{S}_t = \emptyset$
Set $m = |\mathcal{U}|$
Compute mask values \mathbf{m} based on current model parameters θ_t
for $e \in \mathcal{U}$ **do**
 Compute $\theta_e = \mathbf{m}_e \nabla_{\theta} l_u(x_e, \theta_t)$
for $i = 1$ **to** k **do**
 Compute $\theta^S = \theta_t - \alpha_t \nabla_{\theta} L_S(\mathcal{D}, \theta_t) - \alpha_t \lambda_t \sum_{j \in \mathcal{S}} \mathbf{m}_{j_t} \nabla_{\theta} l_u(x_j, \theta_t)$
 Compute $\nabla_{\theta} L_S(\mathcal{D}, \theta^S)$
 $V \sim \text{Sample } \lceil m \log(1/\epsilon) \rceil$ instances from \mathcal{U}
 $best - gain = -\infty$ **for** $e \in V$ **do**
 Compute gain $\hat{g}(e) = \alpha_t \lambda_t \nabla_{\theta} L_S(\mathcal{D}, \theta^S)^T \mathbf{m}_e \nabla_{\theta} l_u(x_e, \theta_t)$
 if $\hat{g}(e) > best - gain$ **then**
 Set $s = e$
 Set $best - gain = \hat{g}(e)$
 $\mathcal{S}_t = \mathcal{S}_t \cup s$
 $\mathcal{U} = \mathcal{U} \setminus s$
return \mathcal{S}_t

mean test accuracy and the standard deviations was given in Appendix (G, H). For a fair comparison, we use the same random seed in each trial for all methods. We explain implementation details, datasets, and baselines used in each scenario in the following subsections.

Baselines in each setting. In this section, we discuss baselines that are used in all the scenarios considered. We begin with the **traditional SSL scenario**. In this setting, we run RETRIEVE (and all baselines) with warm-start. We incorporate RETRIEVE with three representative SSL methods, including Mean Teacher (MT) [56], Virtual Adversarial Training (VAT) [42] and FixMatch [53]. The baselines considered are RANDOM (where we just randomly select a subset of unlabeled data points of the same size as RETRIEVE), CRAIG [39, 23] and FULL-EARLYSTOP. CRAIG [39, 23] was actually proposed in the supervised learning scenario. We adapt it to SSL by choosing a representative subset of unlabeled points such that the gradients are similar to the unlabeled loss gradients. We run the per-batch variant of CRAIG proposed in [23], where we select a subset of mini-batches instead of data instances for efficiency and scalability. Similarly, we use the per-batch version of GRADMATCH proposed in [23] adapted to SSL setting as another baseline. For more information on the formulation of CRAIG and GRADMATCH in the SSL case, see Appendix D, E. Again, we emphasize that RANDOM, CRAIG, and GRADMATCH are run with early stopping for the same duration as RETRIEVE. In FULL-EARLYSTOP baseline, we train the model on the entire unlabeled set for the time taken by RETRIEVE and report the test accuracy. In the traditional SSL scenario, we use warm variants of RETRIEVE, RANDOM, CRAIG for SSL training because warm variants are better in accuracy and efficiency compared to not performing warm start – see Appendix G for a careful comparison of both. **Robust SSL with OOD and Imbalance:** In the robust learning scenario for both OOD and imbalance, we analyze the performance of RETRIEVE with the VAT [42] algorithm. Note that for the Robust SSL scenario, we *do not warm start the model by training for a few iterations on the full unlabeled set* because training on an entire unlabeled set (containing OOD or class imbalance) creates a biased model due to a distribution mismatch between labeled set and unlabeled set. We empirically compare not warm starting the model with warm starting in Appendix H. In the robust SSL case, we compare RETRIEVE with two robust SSL algorithms DS3L [17] and L2RW [49]. DS3L (also called Safe-SSL) is a robust learning approach using a meta-weight network proposed specifically for robust SSL. We adapt L2RW (Learning to Reweight), originally proposed for robust supervised learning, to the SSL case and use it as a baseline. Similarly, we adapt the robust coreset selection method CRUST [40] originally proposed to tackle noisy labels scenario in supervised learning to SSL setting and use it as a baseline in Robust SSL scenario.

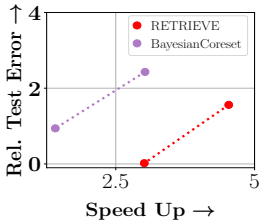


Figure 5: Performance comparison of RETRIEVE vs Bayesian Coreset using VAT for 20% and 30% CIFAR10 subsets

Figure 5: Performance comparison of RETRIEVE vs Bayesian Coreset using VAT for 20% and 30% CIFAR10 subsets

We begin by providing details common across the three scenarios. We perform experiments on the following image classification datasets: CIFAR-10 [28] (60000 instances), SVHN [43] (99289 instances) and the following sentiment analysis datasets: IMDB [36]² (10000 instances), and ELEC [20]³ (246714 instances) datasets. We use a modified version of the ELEC dataset where the duplicate sentences are removed. For CIFAR-10, we use a labeled set of 4000 instances with 400 instances from each class, an unlabeled set of 50000 instances, a test set of 10000 instances. For SVHN, we used a labeled set of 1000 instances with 100 instances from each class, an unlabeled set of 73257 instances, a test set of 26032 instances. For IMDB and ELEC datasets, we use the labeled and unlabeled splits following the work [41]. For CIFAR10 and SVHN datasets, we use the Wide-ResNet-28-2 [60] model that is commonly used in SSL [44, 53]. For MNIST, we use a variant of LeNet [31] (see Appendix F for details). For IMDB and ELEC datasets, we use a model comprising of Word Embedding layer, LSTM model, and two-layer MLP model following the architecture given in the work [41]. Similar to the work [41], we initialize the embedding matrix and LSTM model weights using a pretrained recurrent language model using both the labeled and unlabeled data. For Image datasets, with RETRIEVE (and baselines like RANDOM, GRADMATCH and CRAIG), we use the Nesterov’s accelerated SGD optimizer with a learning rate of 0.03, weight decay of 5e-4, the momentum of 0.9, and a cosine annealing [35] learning rate scheduler for all the experiments. For the FULL and FULL-EARLYSTOP, we use the Adam optimizer [25] and follow the experimental setting from the SSL papers [53, 42, 56].

²<https://ai.stanford.edu/amaas/data/sentiment/>

³http://riejohnson.com/cnn_data.html

For Text datasets, with RETRIEVE (and baselines like RANDOM, GRADMATCH and CRAIG), we set the hyperparameter values following the work [41]. Similarly, for the robust SSL baselines, we use the settings from the corresponding papers [17]. For all our experiments using image datasets, we use a batch size of 50 for labeled and unlabeled sets. Next, we discuss the specific settings for the **traditional SSL scenario**. For CIFAR10, we train the model for 500 epochs, and for SVHN, we train the model for 340 epochs on an unlabeled set. Note that we mention the epochs here because the number of iterations depends on the size of the unlabeled sets since that would determine the number of mini-batches. For a fair comparison, we train all algorithms for a fixed number of epochs. Next, we look at **robust SSL for OOD**. In this scenario, we consider the presence of OOD in the unlabeled set. We introduce OOD into CIFAR-10 following [44], by adapting it to a 6-class dataset, with 400 labels per class (from the 6 animal classes) as ID and rest of the classes as OOD (ID classes are: "bird", "cat", "deer", "dog", "frog", "horse", and OOD data are from classes: "airline", "automobile", "ship", "truck"). Similarly, we adapt MNIST [32] to a 6-class dataset, with classes 1-6 as ID and classes 7-10 as OOD. We denote the OOD ratio $= \mathcal{U}_{ood} / (\mathcal{U}_{ood} + \mathcal{U}_{in})$ where \mathcal{U}_{in} is ID unlabeled set, \mathcal{U}_{ood} is OOD unlabeled set. For CIFAR10, we use a labeled set of 2400 instances and an unlabeled set of 20000 instances, and for MNIST, we use a labeled set of 60 instances and an unlabeled set of 30000 instances. Finally, for **robust SSL for class imbalance**, we consider imbalance both in the labeled set and unlabeled set. We introduce imbalance into the CIFAR-10 dataset by considering classes 1-5 as imbalanced classes and a class imbalance ratio. The class imbalance ratio is defined as the ratio of instances from classes 1-5 and the number of instances from classes 6-10. For CIFAR-10, we use a labeled set of 2400 and an unlabeled set of 20000 instances.

Traditional SSL Results: The results comparing the accuracy-efficiency tradeoff between the different subset selection approaches are shown in Figure 4. We compare the performance for different subset sizes of the unlabeled data: 10%, 20%, and 30% and three representative SSL algorithms VAT, Mean-Teacher, and FixMatch. For warm-start, we set kappa value to $\kappa = 0.5$ (i.e., training for 50% epochs on the entire unlabeled set and 50% using coresets). Our experiments use a R value of 20 (i.e., coreset selection every 20 epochs). Sub-figures(4a, 4b, 4d, 4e,

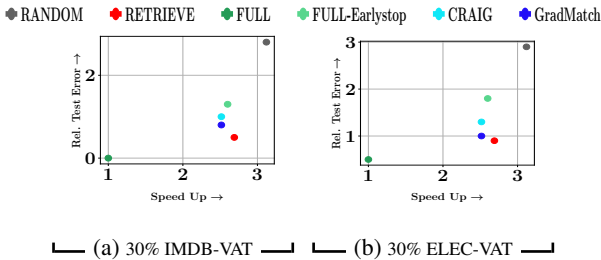


Figure 6: A comparison of RETRIEVE with baselines (RANDOM, CRAIG, GRADMATCH, FULL, and FULL-EARLYSTOP) in the traditional SSL setting for text datasets. SpeedUp vs Accuracy Degradation, both compared to SSL for (a) VAT on 30% IMDB, (b) VAT on 30% ELEC.

4c) shows the plots of relative error vs speedup, both w.r.t full training (i.e., original SSL algorithm). Sub-figure 4f shows the plot of relative error vs CO2 emissions efficiency, both w.r.t full training. CO2 emissions were estimated based on the total compute time using the Machine Learning Impact calculator presented in [29]. From the results, it is evident that RETRIEVE achieved the best speedup vs. accuracy tradeoff and is environmentally friendly based on CO2 emissions compared to other baselines (including CRAIG and FULL-EARLYSTOP). In particular, RETRIEVE achieves speedup gains of 2.7x and 4.4x with a performance loss of 0.7% and 0.3% using VAT on CIFAR10 and SVHN datasets. Further, RETRIEVE achieves speedup gains of 2.9x, 3.2x with a performance loss of 0.02% and 0.5% using Mean-Teacher on CIFAR10 and SVHN datasets. Additionally, RETRIEVE achieves a speedup of 3.8x with a performance loss of 0.7% using FixMatch on the CIFAR10 dataset. Sub-figures(6a, 6b) shows the plots of relative error vs speedup both w.r.t full training (i.e., original SSL algorithm) on IMDB and ELEC datasets for 30% subset size. In particular, RETRIEVE achieves speedup gains of 2.68x and 2.5x with a performance loss of 0.5% and 0.6% for 30% subset of IMDB and ELEC datasets. Figure 5 shows the results comparing the BAYESIANCORESET method [6], adapted to the SSL setting with RETRIEVE using the VAT algorithm for 20% and 30% CIFAR10 subsets. The results show that RETRIEVE achieves better performance than the SSL extension of the BAYESIANCORESET selection method in terms of model performance and speedup. One possible explanation for it is that the BAYESIANCORESET approach was not developed for efficient learning but instead was developed to capture coresets that try to represent the log-likelihood of the entire dataset that MCMC methods can further use. We would also like to point out that we used the original code implementation of BAYESIANCORESET that is not meant for GPU usage in our

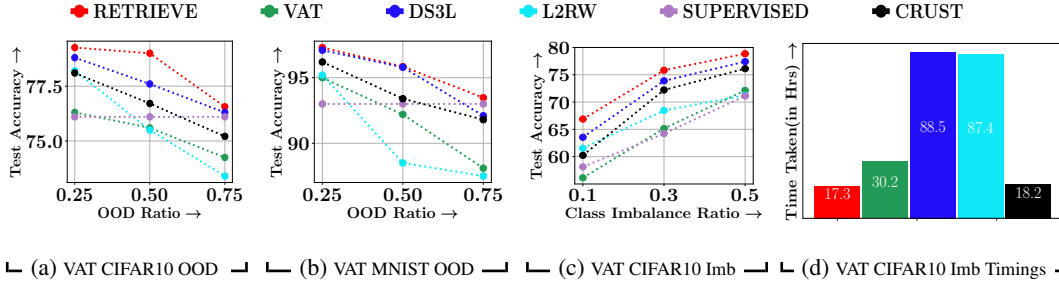


Figure 7: Subfigures (a) to (c) compare the performance of RETRIEVE with baselines (including DS3L and L2RW) for different OOD ratios (a,b) and imbalance ratios (c). We see that RETRIEVE outperforms both baselines in most of the cases. Furthermore, RETRIEVE achieves this while being close to $2\times$ faster than VAT (the SSL algorithm) and $5\times$ faster than the robust SSL algorithms (DS3L and L2RW).

experiments. Hence the speedups of the BAYESIANCORESET approach can be further improved with efficient code implementation. Subfigure 4h shows that RETRIEVE achieves faster convergence compared to all other methods on CIFAR10 for 30% subset with Mean-Teacher. Subfigure 4g shows the extended convergence of RETRIEVE on CIFAR10 for 20% and 30% subsets using VAT, where the RETRIEVE is allowed to train for larger epochs to achieve comparable accuracy with Full training at the cost of losing some efficiency. Note that the points marked by * in subfigure 4g denote the actual training endpoint, i.e. the usual number of epochs/iterations used to obtain points in subfigures (4a, 4b, 4d, 4e, 4c). We observe that RETRIEVE matches the performance of VAT while being close to $2\times$ faster in running times (and correspondingly energy efficiency). We repeat this experiment with MT in the Appendix G. Also, more detailed results with additional convergence plots and tradeoff curves are in Appendix G.

Robust SSL Results: We test the performance of RETRIEVE on CIFAR10 and MNIST datasets with OOD in the unlabeled set and CIFAR10 dataset with the class imbalance in both labeled and unlabeled sets. sub-figures 7a, 7b shows the accuracy plots of RETRIEVE for different OOD ratios of 25%, 50% and 75%. The results show that RETRIEVE with VAT outperforms all other baselines, including DS3L [17], a state-of-the-art robust SSL baseline in the OOD scenario. Next, sub-figure 7c shows the accuracy plots of RETRIEVE for different class imbalance ratios of 10%, 30% and 50% on CIFAR-10 dataset. The results show that RETRIEVE with VAT outperforms all other baselines, including DS3L [17] (also run with VAT) in the class imbalance scenario as well. In particular, RETRIEVE outperforms other baselines by at least 1.5% on the CIFAR-10 with imbalance. Sub-figure 7d shows the time taken by different algorithms on the CIFAR10 dataset with a 50% class imbalance ratio. The results show that CRUST did not perform well in terms of accuracy and speedups achieved compared to RETRIEVE. Except for MixUP, CRUST is similar to CRAIG, which did not perform well compared to RETRIEVE in a traditional SSL setting. Furthermore, the performance gain due to MixUP for coresets selection in the SSL setting is minimal. The minimal gain can be attributed to the fact that the hypothesized labels used for MixUP in the earlier stages of training are noisy. Furthermore, as stated earlier, CRUST was developed to tackle noisy labels in a supervised learning setting and is not developed to deal with OOD or Class Imbalance in general. The results show that RETRIEVE is more efficient compared to the other baselines. In particular, RETRIEVE is $5x$ times faster compared to DS3L method. Other detailed results (tradeoff curves and convergence curves) are in Appendix H.

5 Conclusion and Broader Impacts

We introduce RETRIEVE, a discrete-continuous bi-level optimization based coresets selection method for efficient and robust semi-supervised learning. We show connections with weak-submodularity, which enables the coresets selection in RETRIEVE to be solved using a scalable stochastic greedy algorithm. Empirically, we show that RETRIEVE is very effective for SSL. In particular, it achieves $3\times$ speedup on a range of SSL approaches like VAT, MT, and FixMatch with around 0.7% accuracy loss and a $2\times$ speedup with no accuracy loss. In the case of robust SSL with imbalance and OOD data, RETRIEVE outperforms existing SOTA methods while being $5\times$ faster. We believe RETRIEVE has a significant positive societal impact by making SSL algorithms (specifically robust SSL) significantly faster and more energy-efficient, thereby reducing the CO2 emissions incurred during training.

6 Acknowledgments and Disclosure of Funding

We would like to thank NeurIPS area chairs and anonymous reviewers for their efforts in reviewing this paper and their constructive comments! RI and KK were funded by the National Science Foundation(NSF) under Grant Number 2106937, a startup grant from UT Dallas, and a Google and Adobe research award. FC and XZ were funded by National Science Foundation(NSF) under Grant Numbers 1815696, 1750911, and 2107449. Any opinions, findings, and conclusions or recommendations expressed in this material are those of the author(s) and do not necessarily reflect the views of the National Science Foundation, Google or Adobe.

References

- [1] M. Abadi, P. Barham, J. Chen, Z. Chen, A. Davis, J. Dean, M. Devin, S. Ghemawat, G. Irving, M. Isard, M. Kudlur, J. Levenberg, R. Monga, S. Moore, D. G. Murray, B. Steiner, P. Tucker, V. Vasudevan, P. Warden, M. Wicke, Y. Yu, and X. Zheng. Tensorflow: A system for large-scale machine learning. In *12th USENIX Symposium on Operating Systems Design and Implementation (OSDI 16)*, pages 265–283, 2016.
- [2] J. T. Ash, C. Zhang, A. Krishnamurthy, J. Langford, and A. Agarwal. Deep batch active learning by diverse, uncertain gradient lower bounds. In *International Conference on Learning Representations*, 2020.
- [3] M. Belkin and P. Niyogi. Laplacian eigenmaps and spectral techniques for embedding and clustering. In *Proceedings of the 14th International Conference on Neural Information Processing Systems: Natural and Synthetic*, NIPS’01, page 585–591, Cambridge, MA, USA, 2001. MIT Press.
- [4] D. Berthelot, N. Carlini, I. Goodfellow, N. Papernot, A. Oliver, and C. Raffel. Mixmatch: A holistic approach to semi-supervised learning, 2019.
- [5] O. Bojar, R. Chatterjee, C. Federmann, M. Fishel, Y. Graham, B. Haddow, M. Huck, A. Jimeno-Yepes, P. Koehn, A. Martins, C. Monz, M. Negri, A. N ev ol, M. L. Neves, M. Post, M. Turchi, and K. Verspoor, editors. *Proceedings of the Fourth Conference on Machine Translation, WMT 2019, Florence, Italy, August 1-2, 2019 - Volume 1: Research Papers*. Association for Computational Linguistics, 2019.
- [6] T. Campbell and T. Broderick. Bayesian coresets construction via greedy iterative geodesic ascent. In J. Dy and A. Krause, editors, *Proceedings of the 35th International Conference on Machine Learning*, volume 80 of *Proceedings of Machine Learning Research*, pages 698–706. PMLR, 10–15 Jul 2018.
- [7] O. Chapelle, B. Schlkopf, and A. Zien. *Semi-Supervised Learning*. The MIT Press, 1st edition, 2010.
- [8] K. Chen, L. Yao, D. Zhang, X. Chang, G. Long, and S. Wang. Distributionally robust semi-supervised learning for people-centric sensing. In *Proceedings of the AAAI Conference on Artificial Intelligence*, volume 33, pages 3321–3328, 2019.
- [9] Y. Chen, X. Zhu, W. Li, and S. Gong. Semi-supervised learning under class distribution mismatch. *Proceedings of the AAAI Conference on Artificial Intelligence*, 34(04):3569–3576, Apr. 2020.
- [10] D. Cirean, U. Meier, and J. Schmidhuber. Multi-column deep neural networks for image classification, 2012.
- [11] A. Coates and A. Y. Ng. The importance of encoding versus training with sparse coding and vector quantization. In *Proceedings of the 28th International Conference on International Conference on Machine Learning*, ICML’11, page 921–928, Madison, WI, USA, 2011. Omnipress.
- [12] A. Das and D. Kempe. Submodular meets spectral: Greedy algorithms for subset selection, sparse approximation and dictionary selection. In *Proceedings of the 28th International Conference on International Conference on Machine Learning*, ICML’11, page 1057–1064, Madison, WI, USA, 2011. Omnipress.
- [13] D. Feldman. Core-sets: Updated survey. In *Sampling Techniques for Supervised or Unsupervised Tasks*, pages 23–44. Springer, 2020.

- [14] C. Finn, P. Abbeel, and S. Levine. Model-agnostic meta-learning for fast adaptation of deep networks. In *International Conference on Machine Learning*, pages 1126–1135. PMLR, 2017.
- [15] K. Gatmiry and M. Gomez-Rodriguez. On the network visibility problem. *CoRR*, abs/1811.07863, 2018.
- [16] D. Golovin, B. Solnik, S. Moitra, G. Kochanski, J. E. Karro, and D. Sculley, editors. *Google Vizier: A Service for Black-Box Optimization*, 2017.
- [17] L.-Z. Guo, Z.-Y. Zhang, Y. Jiang, Y.-F. Li, and Z.-H. Zhou. Safe deep semi-supervised learning for unseen-class unlabeled data. In H. D. III and A. Singh, editors, *Proceedings of the 37th International Conference on Machine Learning*, volume 119 of *Proceedings of Machine Learning Research*, pages 3897–3906. PMLR, 13–18 Jul 2020.
- [18] J. R. Hershey, S. J. Rennie, P. A. Olsen, and T. T. Kristjansson. Super-human multi-talker speech recognition: A graphical modeling approach. *Comput. Speech Lang.*, 24(1):45–66, Jan. 2010.
- [19] G. E. Hinton and R. R. Salakhutdinov. Using deep belief nets to learn covariance kernels for gaussian processes. In J. Platt, D. Koller, Y. Singer, and S. Roweis, editors, *Advances in Neural Information Processing Systems*, volume 20. Curran Associates, Inc., 2008.
- [20] R. Johnson and T. Zhang. Semi-supervised convolutional neural networks for text categorization via region embedding. *Advances in neural information processing systems*, 28:919–927, 2015.
- [21] V. Kaushal, R. Iyer, S. Kothawade, R. Mahadev, K. Doctor, and G. Ramakrishnan. Learning from less data: A unified data subset selection and active learning framework for computer vision. In *2019 IEEE Winter Conference on Applications of Computer Vision (WACV)*, pages 1289–1299. IEEE, 2019.
- [22] R. Khanna, E. Elenberg, A. Dimakis, S. Negahban, and J. Ghosh. Scalable greedy feature selection via weak submodularity. In *Artificial Intelligence and Statistics*, pages 1560–1568. PMLR, 2017.
- [23] K. Killamsetty, D. Sivasubramanian, B. Mirzasoleiman, G. Ramakrishnan, A. De, and R. Iyer. Grad-match: A gradient matching based data subset selection for efficient learning, 2021.
- [24] K. Killamsetty, D. Sivasubramanian, G. Ramakrishnan, and R. Iyer. Glisten: Generalization based data subset selection for efficient and robust learning, 2021.
- [25] D. P. Kingma and J. Ba. Adam: A method for stochastic optimization. *arXiv preprint arXiv:1412.6980*, 2014.
- [26] D. P. Kingma, S. Mohamed, D. Jimenez Rezende, and M. Welling. Semi-supervised learning with deep generative models. In Z. Ghahramani, M. Welling, C. Cortes, N. Lawrence, and K. Q. Weinberger, editors, *Advances in Neural Information Processing Systems*, volume 27. Curran Associates, Inc., 2014.
- [27] A. Krizhevsky. Learning multiple layers of features from tiny images. Technical report, 2009.
- [28] A. Krizhevsky, G. Hinton, et al. Learning multiple layers of features from tiny images. 2009.
- [29] A. Lacoste, A. Luccioni, V. Schmidt, and T. Dandres. Quantifying the carbon emissions of machine learning. *arXiv preprint arXiv:1910.09700*, 2019.
- [30] B. Lakshminarayanan, A. Pritzel, and C. Blundell. Simple and scalable predictive uncertainty estimation using deep ensembles. In I. Guyon, U. V. Luxburg, S. Bengio, H. Wallach, R. Fergus, S. Vishwanathan, and R. Garnett, editors, *Advances in Neural Information Processing Systems*, volume 30. Curran Associates, Inc., 2017.
- [31] Y. LeCun, B. Boser, J. S. Denker, D. Henderson, R. E. Howard, W. Hubbard, and L. D. Jackel. Backpropagation applied to handwritten zip code recognition. *Neural computation*, 1(4):541–551, 1989.
- [32] Y. LeCun and C. Cortes. MNIST handwritten digit database. 2010.
- [33] B. Liu, Z. Wu, H. Hu, and S. Lin. Deep metric transfer for label propagation with limited annotated data, 2019.
- [34] Y. Liu, R. Iyer, K. Kirchhoff, and J. Bilmes. SVitchboard II and FiSVer I: High-quality limited-complexity corpora of conversational English speech. In *Sixteenth Annual Conference of the International Speech Communication Association*, 2015.

- [35] I. Loshchilov and F. Hutter. SGDR: stochastic gradient descent with restarts. *CoRR*, abs/1608.03983, 2016.
- [36] A. L. Maas, R. E. Daly, P. T. Pham, D. Huang, A. Y. Ng, and C. Potts. Learning word vectors for sentiment analysis. In *Proceedings of the 49th Annual Meeting of the Association for Computational Linguistics: Human Language Technologies*, pages 142–150, Portland, Oregon, USA, June 2011. Association for Computational Linguistics.
- [37] M. Minoux. Accelerated greedy algorithms for maximizing submodular set functions. In *Optimization techniques*, pages 234–243. Springer, 1978.
- [38] B. Mirzasoleiman, A. Badanidiyuru, A. Karbasi, J. Vondrák, and A. Krause. Lazier than lazy greedy. In *Proceedings of the Twenty-Ninth AAAI Conference on Artificial Intelligence, AAAI’15*, page 1812–1818. AAAI Press, 2015.
- [39] B. Mirzasoleiman, J. Bilmes, and J. Leskovec. Coresets for data-efficient training of machine learning models, 2020.
- [40] B. Mirzasoleiman, K. Cao, and J. Leskovec. Coresets for robust training of deep neural networks against noisy labels. In H. Larochelle, M. Ranzato, R. Hadsell, M. F. Balcan, and H. Lin, editors, *Advances in Neural Information Processing Systems*, volume 33, pages 11465–11477. Curran Associates, Inc., 2020.
- [41] T. Miyato, A. M. Dai, and I. J. Goodfellow. Adversarial training methods for semi-supervised text classification. In *5th International Conference on Learning Representations, ICLR 2017, Toulon, France, April 24-26, 2017, Conference Track Proceedings*. OpenReview.net, 2017.
- [42] T. Miyato, S. ichi Maeda, M. Koyama, and S. Ishii. Virtual adversarial training: A regularization method for supervised and semi-supervised learning, 2018.
- [43] Y. Netzer, T. Wang, A. Coates, A. Bissacco, B. Wu, and A. Y. Ng. Reading digits in natural images with unsupervised feature learning. 2011.
- [44] A. Oliver, A. Odena, C. Raffel, E. D. Cubuk, and I. J. Goodfellow. Realistic evaluation of deep semi-supervised learning algorithms, 2019.
- [45] OpenAI, :, C. Berner, G. Brockman, B. Chan, V. Cheung, P. Dębiak, C. Dennison, D. Farhi, Q. Fischer, S. Hashme, C. Hesse, R. Józefowicz, S. Gray, C. Olsson, J. Pachocki, M. Petrov, H. P. d. O. Pinto, J. Raiman, T. Salimans, J. Schlatter, J. Schneider, S. Sidor, I. Sutskever, J. Tang, F. Wolski, and S. Zhang. Dota 2 with large scale deep reinforcement learning, 2019.
- [46] A. Paszke, S. Gross, S. Chintala, G. Chanan, E. Yang, Z. DeVito, Z. Lin, A. Desmaison, L. Antiga, and A. Lerer. Automatic differentiation in pytorch. 2017.
- [47] A. Paszke, S. Gross, F. Massa, A. Lerer, J. Bradbury, G. Chanan, T. Killeen, Z. Lin, N. Gimeshain, L. Antiga, A. Desmaison, A. Kopf, E. Yang, Z. DeVito, M. Raison, A. Tejani, S. Chilamkurthy, B. Steiner, L. Fang, J. Bai, and S. Chintala. Pytorch: An imperative style, high-performance deep learning library. In H. Wallach, H. Larochelle, A. Beygelzimer, F. d’Alché-Buc, E. Fox, and R. Garnett, editors, *Advances in Neural Information Processing Systems 32*, pages 8024–8035. Curran Associates, Inc., 2019.
- [48] Y. Pu, Z. Gan, R. Henao, X. Yuan, C. Li, A. Stevens, and L. Carin. Variational autoencoder for deep learning of images, labels and captions. In D. Lee, M. Sugiyama, U. Luxburg, I. Guyon, and R. Garnett, editors, *Advances in Neural Information Processing Systems*, volume 29. Curran Associates, Inc., 2016.
- [49] M. Ren, W. Zeng, B. Yang, and R. Urtasun. Learning to reweight examples for robust deep learning. In *International Conference on Machine Learning*, pages 4334–4343. PMLR, 2018.
- [50] T. Salimans, I. Goodfellow, W. Zaremba, V. Cheung, A. Radford, X. Chen, and X. Chen. Improved techniques for training gans. In D. Lee, M. Sugiyama, U. Luxburg, I. Guyon, and R. Garnett, editors, *Advances in Neural Information Processing Systems*, volume 29. Curran Associates, Inc., 2016.
- [51] O. Sener and S. Savarese. Active learning for convolutional neural networks: A core-set approach. In *International Conference on Learning Representations*, 2018.
- [52] J. Shu, Q. Xie, L. Yi, Q. Zhao, S. Zhou, Z. Xu, and D. Meng. Meta-weight-net: Learning an explicit mapping for sample weighting. In *Advances in Neural Information Processing Systems*, 2019.

- [53] K. Sohn, D. Berthelot, C.-L. Li, Z. Zhang, N. Carlini, E. D. Cubuk, A. Kurakin, H. Zhang, and C. Raffel. Fixmatch: Simplifying semi-supervised learning with consistency and confidence, 2020.
- [54] E. Strubell, A. Ganesh, and A. McCallum. Energy and policy considerations for deep learning in nlp, 2019.
- [55] C. Sun, A. Shrivastava, S. Singh, and A. Gupta. Revisiting unreasonable effectiveness of data in deep learning era, 2017.
- [56] A. Tarvainen and H. Valpola. Mean teachers are better role models: Weight-averaged consistency targets improve semi-supervised deep learning results, 2018.
- [57] K. Wei, R. Iyer, and J. Bilmes. Submodularity in data subset selection and active learning. In *International Conference on Machine Learning*, pages 1954–1963, 2015.
- [58] K. Wei, Y. Liu, K. Kirchhoff, C. Bartels, and J. Bilmes. Submodular subset selection for large-scale speech training data. In *2014 IEEE International Conference on Acoustics, Speech and Signal Processing (ICASSP)*, pages 3311–3315. IEEE, 2014.
- [59] Y. Yan, Z. Xu, I. W. Tsang, G. Long, and Y. Yang. Robust semi-supervised learning through label aggregation. In *Thirtieth AAAI Conference on Artificial Intelligence*, 2016.
- [60] S. Zagoruyko and N. Komodakis. Wide residual networks, 2017.
- [61] H. Zhang, M. Cisse, Y. N. Dauphin, and D. Lopez-Paz. mixup: Beyond empirical risk minimization, 2018.
- [62] X. Zhu, Z. Ghahramani, and J. Lafferty. Semi-supervised learning using gaussian fields and harmonic functions. In *Proceedings of the Twentieth International Conference on International Conference on Machine Learning*, ICML’03, page 912–919. AAAI Press, 2003.

Supplementary Material

Appendix

Table of Contents

A Code and Licenses	16
A.1 Code	16
A.2 Licenses	16
B Proof of Theorem 1	16
B.1 Proof Sketch	16
B.2 Notation	16
B.3 α -submodularity	17
B.4 α -submodularity of RETRIEVE	17
B.5 Proof	17
C Loss formulations for different SSL algorithms	22
C.1 Notation	22
C.2 Mean-Teacher	22
C.3 VAT	22
C.4 MixMatch	23
C.5 FixMatch	23
D CRAIG Algorithm for SSL	23
E GRADMATCH Algorithm for SSL	24
F More Details on Experimental Setup, Datasets, and Baselines	25
F.1 Datasets	25
F.2 Traditional SSL baselines	26
F.3 Robust SSL baselines	26
F.4 Experimental Setup	26
G Additional Experiments in Traditional SSL	26
G.1 RETRIEVE-WARM vs RETRIEVE	26
G.2 Test-Accuracies, Training times and Standard deviations	29
G.3 MT extended convergence plot	29
G.4 Energy savings	30
H Additional Experiments for Robust SSL	30
H.1 RETRIEVE-WARM vs RETRIEVE	30
H.2 Test-Accuracies, Training times and Standard deviations:	30
I Broader Impacts and Limitations	30

A Code and Licenses

A.1 Code

The code of RETRIEVE for VAT, MT is available at the following link: <https://github.com/decile-team/cords>. The code of RETRIEVE for FixMatch is available at the following link: <https://github.com/krishnatejakk/EfficientFixMatch>. We will transfer the FixMatch code to the CORDS repository to have a unified repository shortly.

A.2 Licenses

We release both the code repositories of RETRIEVE with MIT license, and it is available for everybody to use freely. For MT and VAT, we built upon the open-source Pytorch implementation⁴ which is an MIT licensed repo. For the FixMatch method, we implemented it based on an open-source Pytorch implementation⁵. For DS3L [17], we implemented it based on the released code⁶ which has an unknown license. Nevertheless, the authors of the DS3L [17] made the code available for everyone to use. For L2RW [49], we used the open-source Pytorch implementation⁷ which has an unknown license and adapted it to the SSL settings. Nevertheless, the owner of the repository made the code available for everyone to use.

As far as the datasets are considered, we use CIFAR10 [27], SVHN [43] and MNIST [32] datasets. CIFAR10 dataset is released with an MIT license. MNIST dataset is released with an Creative Commons Attribution-Share Alike 3.0 license. SVHN dataset is released with a CC0:Public Domain license. All the datasets used in this work are publicly available. Furthermore, the datasets used do not contain any personally identifiable information.

B Proof of Theorem 1

We begin by first stating and then proving Theorem 1.

Theorem *Optimization problem (Equation (5)) is NP hard, even if l_s is a convex loss function. If the labeled set loss function l_s is cross-entropy loss, then the optimization problem give in the Equation (5) can be converted into an instance of cardinality constrained weakly submodular maximization.*

We use the proof techniques similar to the ones used in Theorem-1 of GLISTER [24]. GLISTER proved the weak-submodularity only for the case when both the loss functions in the bi-level optimization problem are cross-entropy losses. In our work, we prove the weak submodularity with the SSL objective as an inner level loss. Furthermore, we prove the weak-submodularity when the unlabeled set loss is either cross-entropy loss or squared loss functions.

B.1 Proof Sketch

We introduce the notations used in the proof of the theorem in subsection B.2. In our proof, we prove that the optimization problem given in Equation (5) is an α -submodular function. We give the definitions of α -submodularity, and the approximation guarantees achieved by greedy algorithms in subsection B.3. We state the lemmas of the α -submodularity satisfied by the RETRIEVE framework for different cases in subsection B.4. Finally, we give the proof of α -submodularity of the RETRIEVE when the unlabeled set loss is cross-entropy loss or squared loss in the subsection B.5.

B.2 Notation

Let (x_i, y_i) be the i^{th} data-point in the labeled set \mathcal{D} where $i \in [1, n]$, and (x_i^t) be the i^{th} data-point in the unlabeled set \mathcal{U} where $i \in [1, m]$. Consider a classification task with C classes. Let the classifier model be characterized by the model parameters θ . As shown in the Equation (6), the set function

⁴<https://github.com/perrying/pytorch-consistency-regularization>

⁵<https://github.com/kekmodel/FixMatch-pytorch>

⁶<https://github.com/guolz-ml/DS3L>

⁷<https://github.com/danieltan07/learning-to-reweight-examples>

of RETRIEVE is given by $f(\theta_t, \mathcal{S}) = -L_S(\mathcal{D}, \theta_t - \alpha_t \nabla_{\theta} L_S(\mathcal{D}, \theta_t) - \alpha_t \lambda_t \sum_{j \in \mathcal{S}} \mathbf{m}_{j_t} \nabla_{\theta} l_u(x_j, \theta_t))$ where L_S is the cross-entropy loss.

The coreset selection optimization problem of RETRIEVE can be written as follows:

$$\mathcal{S}_{t+1} = \operatorname{argmax}_{\mathcal{S} \subseteq \mathcal{U}, |\mathcal{S}|=k} f(\theta_t, \mathcal{S}) \quad (8)$$

Denote the gain of a set function as $G_{\theta, v}(s) = f(\theta, v \cup s) - f(\theta, v)$. In this proof, we prove that the above optimization problem is approximately submodular [12].

B.3 α -submodularity

Here, we discuss some prior works on submodularity. The definition of α -submodularity is given below:

Definition: A function is called α -submodular [15], if the gain of adding an element e to set X is $1 - \alpha$ times greater than or equals to the gain of adding an element e to set Y where $X \subseteq Y$. i.e.,

$$\forall_{X, Y | X \subseteq Y} G_{\theta, X}(e) \geq (1 - \alpha) G_{\theta, Y}(e) \quad (9)$$

This definition is different from the notion of γ -weakly submodular functions [12]. However, as stated in the Proposition 4 of [15], α -submodular functions and γ -weakly submodular functions are closely related, where the function that is α -submodular is also γ -weakly submodular with the submodularity ratio $\gamma \geq 1 - \alpha$.

This further implies the following approximation guarantee given below:

Lemma 1 [12, 15] *Given a α -approximate monotone submodular function f , the greedy algorithm achieves a $1 - e^{-(1-\alpha)}$ approximation factor for the problem of maximizing f subject to cardinality constraints.*

Next, we show that $f(\theta_t, \mathcal{S})$ is a α -approximate submodular function. To this extent, we assume that the norm of data points in the labeled and unlabeled sets are bounded such that $\|x_i\| \leq R$. Note that this is common assumption made in most convergence analysis results. When l_s is cross entropy loss function, we prove that the set function $f(\theta_t, \mathcal{S})$ of RETRIEVE is α -approximate submodular function where $\alpha = \frac{2R^2}{2R^2+1}$.

B.4 α -submodularity of RETRIEVE

We now show the α submodularity of the set function for different cases of the unlabeled loss l_u .

Lemma 2 *If the labeled set loss function l_s is the cross entropy loss and the unlabeled set loss function l_u is the cross entropy loss, then the optimization problem given in equation Equation (5) is an instance of cardinality constrained α -approximate submodular maximization, where $\alpha = \frac{2R^2}{2R^2+1}$ such that R is the maximum l-2 norm of the data instances in both labeled and the unlabeled sets.*

Lemma 3 *If the labeled set loss function l_s is the cross entropy loss and the unlabeled set loss function l_u is the squared loss, then the optimization problem given in equation Equation (5) is an instance of cardinality constrained α -approximate submodular maximization, where $\alpha = \frac{R^2}{R^2+1}$ such that R is the maximum l-2 norm of the data instances in both labeled and the unlabeled sets.*

B.5 Proof

Assuming that we start at θ_0 and for the ease of notation we use $f(\mathcal{S})$ instead of $f(\theta_0, \mathcal{S})$. When l_s is cross entropy loss, the optimization problem given in Equation (5) can be written as follows:

$$\begin{aligned} \mathcal{S}_1 &= \operatorname{argmax}_{\mathcal{S} \subseteq \mathcal{U}: |\mathcal{S}| \leq k} f(\mathcal{S}) \\ &= \operatorname{argmax}_{\mathcal{S} \subseteq \mathcal{U}: |\mathcal{S}| \leq k} -L_S(\mathcal{D}, \theta_0 - \alpha_0 \nabla_{\theta} L_S(\mathcal{D}, \theta_0) - \alpha_0 \lambda_0 \sum_{j \in \mathcal{S}} \mathbf{m}_{j_0} \nabla_{\theta} l_u(x_j, \theta_0)) \end{aligned} \quad (10)$$

Substituting l_s with the cross-entropy loss function, then the set function $f(S)$ can be written as follows:

$$f(S) = \sum_{i=1}^n \log \left(\frac{\exp((\theta_0^{y_i} - \alpha_0 \nabla_{\theta} L_S(\mathcal{D}, \theta_0^{y_i}) - \alpha_0 \lambda_0 \sum_{j \in S} \mathbf{m}_{j0} \nabla_{\theta} l_u(x_j, \theta_0^{y_i}))^T x_i)}{\sum_{c \in [1, C]} \exp((\theta_0^c - \alpha_0 \nabla_{\theta} L_S(\mathcal{D}, \theta_0^{y_i}) - \alpha_0 \lambda_0 \sum_{j \in S} \mathbf{m}_{j0} \nabla_{\theta} l_u(x_j, \theta_0^c))^T x_i)} \right) \quad (11)$$

Rewriting the above equation, we achieve:

$$f(S) = \sum_{i=1}^n \left(\log \left(\exp((\theta_0^{y_i} - \alpha_0 \nabla_{\theta} L_S(\mathcal{D}, \theta_0^{y_i}) - \alpha_0 \lambda_0 \sum_{j \in S} \mathbf{m}_{j0} \nabla_{\theta} l_u(x_j, \theta_0^{y_i}))^T x_i) \right) - \log \left(\sum_{c \in [1, C]} \exp((\theta_0^c - \alpha_0 \nabla_{\theta} L_S(\mathcal{D}, \theta_0^{y_i}) - \alpha_0 \lambda_0 \sum_{j \in S} \mathbf{m}_{j0} \nabla_{\theta} l_u(x_j, \theta_0^c))^T x_i) \right) \right) \quad (12)$$

$$f(S) = \sum_{i=1}^n \left((\theta_0^{y_i} - \alpha_0 \nabla_{\theta} L_S(\mathcal{D}, \theta_0^{y_i}) - \alpha_0 \lambda_0 \sum_{j \in S} \mathbf{m}_{j0} \nabla_{\theta} l_u(x_j, \theta_0^{y_i}))^T x_i \right) \quad (13)$$

$$- \log \left(\sum_{c \in [1, C]} \exp((\theta_0^c - \alpha_0 \nabla_{\theta} L_S(\mathcal{D}, \theta_0^{y_i}) - \alpha_0 \lambda_0 \sum_{j \in S} \mathbf{m}_{j0} \nabla_{\theta} l_u(x_j, \theta_0^c))^T x_i) \right) \quad (14)$$

Since, the term $(\theta_0^{y_i} - \alpha_0 \nabla_{\theta} L_S(\mathcal{D}, \theta_0^{y_i}))^T x_i$ does not depend on the subset S , we can remove it from our optimization problem,

$$f(S) = \sum_{i=1}^n \left(\sum_{j \in S} -\alpha_0 \lambda_0 \mathbf{m}_{j0} \nabla_{\theta} l_u(x_j, \theta_0^{y_i})^T x_i \right) \quad (15)$$

$$- \log \left(\sum_{c \in [1, C]} \exp((\theta_0^c - \alpha_0 \nabla_{\theta} L_S(\mathcal{D}, \theta_0^{y_i}) - \alpha_0 \lambda_0 \sum_{j \in S} \mathbf{m}_{j0} \nabla_{\theta} l_u(x_j, \theta_0^c))^T x_i) \right) \quad (16)$$

Assume $g_{ijc} = \mathbf{m}_{j0} \nabla_{\theta} l_u(x_j, \theta_0^c)^T x_i$,

$$f(S) = \sum_{i=1}^n \left(\sum_{j \in S} -\alpha_0 \lambda_0 g_{ijy_i} - \log \left(\sum_{c \in [1, C]} \exp((\theta_0^c - \alpha_0 \nabla_{\theta} L_S(\mathcal{D}, \theta_0^{y_i}))^T x_i - \alpha_0 \lambda_0 \sum_{j \in S} g_{ijc}) \right) \right) \quad (17)$$

$$f(S) = \sum_{i=1}^n \left(\sum_{j \in S} -\alpha_0 \lambda_0 g_{ijy_i} - \log \left(\sum_{c \in [1, C]} \exp((\theta_0^c - \alpha_0 \nabla_{\theta} L_S(\mathcal{D}, \theta_0^{y_i}))^T x_i) \exp(-\alpha_0 \lambda_0 \sum_{j \in S} g_{ijc}) \right) \right) \quad (18)$$

Let $h_{ic} = \exp((\theta_0^c - \alpha_0 \nabla_{\theta} L_S(\mathcal{D}, \theta_0^{y_i}))^T x_i)$ where $h_{ic} \geq 0$ as h_{ic} is an exponential function.

$$f(S) = \sum_{i=1}^n \left(\sum_{j \in S} -\alpha_0 \lambda_0 g_{ijy_i} - \log \left(\sum_{c \in [1, C]} h_{ic} \exp(-\alpha_0 \lambda_0 \sum_{j \in S} g_{ijc}) \right) \right) \quad (19)$$

As g_{ijc} is not always greater than zero, we can make some transformations to convert the problem into a monotone submodular function. First, we transform g_{ijc} to \hat{g}_{ijc} such that $g_{ijc} = \hat{g}_{ijc} + g_m - 1$ where $g_m = \min_{i,j,c} g_{ijc}$. This transformation ensures that $\hat{g}_{ijc} \geq 1$. Denote $g_{nm} = \min_{i,j,c} (-g_{ijc})$, and then we define a transformation of g_{ijc} to g''_{ijc} such that $-g_{ijc} = g''_{ijc} + g_{nm}$. Note that both \hat{g}_{ijc} and g''_{ijc} are greater than or equal to zero after the transformations.

$$f(\mathcal{S}) = \sum_{i=1}^n \left(\sum_{j \in \mathcal{S}} \alpha_0 \lambda_0 (g''_{ijy_i} + g_{nm}) - \log \left(\sum_{c \in [1, C]} h_{ic} \exp(-\alpha_0 \lambda_0 \sum_{j \in \mathcal{S}} (\hat{g}_{ijc} + g_m - 1)) \right) \right) \quad (20)$$

$$= \alpha_0 \lambda_0 k n g_{nm} + \sum_{i=1}^n \left(\sum_{j \in \mathcal{S}} \alpha_0 \lambda_0 g''_{ijy_i} - \log \left(\sum_{c \in [1, C]} h_{ic} \exp(-\alpha_0 \lambda_0 \sum_{j \in \mathcal{S}} \hat{g}_{ijc}) \exp(k(g_m - 1)) \right) \right) \quad (21)$$

where k is the size of the subset.

Denote $H_{ic} = h_{ic} \exp(k(g_m - 1))$. Further as $\alpha_0 \lambda_0 n k (g_{nm})$ is a constant, we can remove it from the optimization problem and we can define the new optimization set function $\hat{f}(\mathcal{S})$ as shown below:

$$\hat{f}(\mathcal{S}) = \sum_{i=1}^n \sum_{j \in \mathcal{S}} \alpha_0 \lambda_0 (g''_{ijy_i}) - \sum_{i=1}^n \log \left(\sum_{c \in [1, C]} H_{ic} \exp(-\alpha_0 \lambda_0 \sum_{j \in \mathcal{S}} \hat{g}_{ijc}) \right) \quad (22)$$

In the above equation, denote the first part as $f_1(\mathcal{S}) = \sum_{i=1}^n \sum_{j \in \mathcal{S}} \alpha_0 \lambda_0 (g''_{ijy_i})$ which is a monotone modular function in \mathcal{S} . Similarly, denote the second part $f_2(\mathcal{S}) = -\sum_{i=1}^n \log \left(\sum_{c \in [1, C]} H_{ic} \exp(-\alpha_0 \lambda_0 \sum_{j \in \mathcal{S}} \hat{g}_{ijc}) \right)$ is a monotone function but is not submodular.

Hence, we prove that the function $f_2(\mathcal{S})$ is an α -submodular function in the following proof section. Furthermore, since the first part is positive modular, it is easy to see that if $f_2(X)$ is α submodular (with $\alpha \geq 0$), then the function $f_1(X) + f_2(X)$ will also be an α -submodular function.

Note that, a function $h(X)$ is α -submodular if $h(j|X) \geq (1 - \alpha)h(j|Y)$ for all subsets $X \subseteq Y$. Assuming that f_2 is α -submodular, then the following holds:

$$f_2(j|X) \geq (1 - \alpha)f_2(j|Y)$$

for all subsets $X \subseteq Y$.

As f_1 is positive modular, we have the following:

$$f_1(j|X) = f_1(j|Y) \geq (1 - \alpha)f_1(j|Y)$$

This implies that the function $f_1(\mathcal{S}) + f_2(\mathcal{S})$ is an α -submodular function which further implies that it is also an γ -weakly submodular function.

α -submodularity proof of function f_2 :

The gain of adding an element e to the set X is given as follows:

$$\begin{aligned} f_2(e|X) &= - \sum_{i=1}^n \log \left(\sum_{c \in [1, C]} H_{ic} \exp(-\alpha_0 \lambda_0 \sum_{j \in \mathcal{S} \cup e} \hat{g}_{ijc}) \right) \\ &\quad + \sum_{i=1}^n \log \left(\sum_{c \in [1, C]} H_{ic} \exp(-\alpha_0 \lambda_0 \sum_{j \in \mathcal{S}} \hat{g}_{ijc}) \right) \end{aligned} \quad (23)$$

$$\begin{aligned} f_2(e|X) &= - \sum_{i=1}^n \log \left(\sum_{c \in [1, C]} H_{ic} \exp(-\alpha_0 \lambda_0 \sum_{j \in \mathcal{S}} \hat{g}_{ijc} - \alpha_0 \lambda_0 \hat{g}_{iec}) \right) \\ &\quad + \sum_{i=1}^n \log \left(\sum_{c \in [1, C]} H_{ic} \exp(-\alpha_0 \lambda_0 \sum_{j \in \mathcal{S}} \hat{g}_{ijc}) \right) \end{aligned} \quad (24)$$

Let, $\hat{g}_m = \min_{ijc} \hat{g}_{ijc}$. Then, we can rewrite the above equation as following:

$$f_2(e|X) \geq - \sum_{i=1}^n \log \left(\sum_{c \in [1, C]} H_{ic} \exp(-\alpha_0 \lambda_0 \sum_{j \in \mathcal{S}} \hat{g}_{ijc} - \alpha_0 \lambda_0 \hat{g}_m) \right) \\ + \sum_{i=1}^n \log \left(\sum_{c \in [1, C]} H_{ic} \exp(-\alpha_0 \lambda_0 \sum_{j \in \mathcal{S}} \hat{g}_{ijc}) \right) \quad (25)$$

$$f_2(e|X) \geq - \sum_{i=1}^n \log \left(\sum_{c \in [1, C]} H_{ic} \exp(-\alpha_0 \lambda_0 \sum_{j \in \mathcal{S}} \hat{g}_{ijc}) \exp(-\alpha_0 \lambda_0 \hat{g}_m) \right) \quad (26)$$

$$+ \sum_{i=1}^n \log \left(\sum_{c \in [1, C]} H_{ic} \exp(-\alpha_0 \lambda_0 \sum_{j \in \mathcal{S}} \hat{g}_{ijc}) \right) \quad (27)$$

$$f_2(e|X) \geq - \sum_{i=1}^n \log \left(\sum_{c \in [1, C]} H_{ic} \exp(-\alpha_0 \lambda_0 \sum_{j \in \mathcal{S}} \hat{g}_{ijc}) \right) + \sum_{i=1}^n \alpha_0 \lambda_0 \hat{g}_m \quad (28)$$

$$+ \sum_{i=1}^n \log \left(\sum_{c \in [1, C]} H_{ic} \exp(-\alpha_0 \lambda_0 \sum_{j \in \mathcal{S}} \hat{g}_{ijc}) \right) \quad (29)$$

$$f_2(e|X) \geq n \alpha_0 \lambda_0 \hat{g}_m \quad (30)$$

Let, $\hat{g}_{max} = \max_{ijc} \hat{g}_{ijc}$. Then, we can rewrite the Equation (24) as following:

$$f_2(e|X) \leq - \sum_{i=1}^n \log \left(\sum_{c \in [1, C]} H_{ic} \exp(-\alpha_0 \lambda_0 \sum_{j \in \mathcal{S}} \hat{g}_{ijc} - \alpha_0 \lambda_0 \hat{g}_{max}) \right) \\ + \sum_{i=1}^n \log \left(\sum_{c \in [1, C]} H_{ic} \exp(-\alpha_0 \lambda_0 \sum_{j \in \mathcal{S}} \hat{g}_{ijc}) \right) \quad (31)$$

$$f_2(e|X) \leq - \sum_{i=1}^n \log \left(\sum_{c \in [1, C]} H_{ic} \exp(-\alpha_0 \lambda_0 \sum_{j \in \mathcal{S}} \hat{g}_{ijc}) \exp(-\alpha_0 \lambda_0 \hat{g}_{max}) \right) \quad (32)$$

$$+ \sum_{i=1}^n \log \left(\sum_{c \in [1, C]} H_{ic} \exp(-\alpha_0 \lambda_0 \sum_{j \in \mathcal{S}} \hat{g}_{ijc}) \right) \quad (33)$$

$$f_2(e|X) \leq - \sum_{i=1}^n \log \left(\sum_{c \in [1, C]} H_{ic} \exp(-\alpha_0 \lambda_0 \sum_{j \in \mathcal{S}} \hat{g}_{ijc}) \right) + \sum_{i=1}^n \alpha_0 \lambda_0 \hat{g}_{max} \quad (34)$$

$$+ \sum_{i=1}^n \log \left(\sum_{c \in [1, C]} H_{ic} \exp(-\alpha_0 \lambda_0 \sum_{j \in \mathcal{S}} \hat{g}_{ijc}) \right) \quad (35)$$

$$f_2(e|X) \leq n \alpha_0 \lambda_0 \hat{g}_{max} \quad (36)$$

Using the minimum bounds and the maximum bounds given in Equation (30) and Equation (36) on $f_2(e|X)$, we have:

$$\forall_{X, Y | X \subseteq Y} \frac{f_2(e|X)}{f_2(e|Y)} \geq \frac{\hat{g}_m}{\hat{g}_{max}} \quad (37)$$

Since, $g_{ijc} = \mathbf{m}_{j0} \nabla_{\theta} l_u(x_j, \theta_0^c)^T x_i$, and $\hat{g}_{ijc} = g_{ijc} - g_m + 1$, we have:

$$\hat{g}_{ijc} = \mathbf{m}_{j0} \nabla_{\theta} l_u(x_j, \theta_0^c)^T x_i - \min_{i,j,c} \mathbf{m}_{j0} \nabla_{\theta} l_u(x_j, \theta_0^c)^T x_i + 1 \quad (38)$$

For most consistency based SSL algorithms, l_u is either cross-entropy loss or mean-squared loss on the hypothesized label probability prediction.

α -submodularity when l_u is a cross-entropy loss function: Let $[p_{j1}, \dots, p_{jC}]$ be the class probabilities output by the model for instance x_j in the unlabeled set after the softmax operator and $[q_{j1}, \dots, q_{jC}]$ be the target probability. If l_u is a cross-entropy loss function, we know that $\nabla_{\theta} l_u(x_j, \theta_0^c) = \sum_{k=1}^C q_{jk} (1_{k=c} - p_{jk}) x_j$ where $1_{k=c} = 1$ if $k = c$ and 0 otherwise.

Hence,

$$\forall_{i,j,c} \nabla_{\theta} \mathbf{m}_{j0} l_u((x_j^t, \theta_0^c))^T x_i \leq R^2 \quad \text{where } R \geq \forall_i \|x_i^t\| \quad (39)$$

Similarly,

$$\forall_{i,j,c} \nabla_{\theta} \mathbf{m}_{j0} l_u((x_j^t, \theta_0))^T x_i \geq -R^2 \quad \text{where } R \geq \forall_i \|x_i^t\| \quad (40)$$

Similarly, norm of the labeled set points are bounded from above by R . Therefore. $\hat{g}_m = 1$ and $\hat{g}_{max} = 2R^2 + 1$. This implies that:

$$\forall_{X,Y|X \subseteq Y} \frac{f_2(e|X)}{f_2(e|Y)} \geq \frac{1}{2R^2 + 1} \quad (41)$$

Since $1 - \alpha = \frac{1}{2R^2 + 1}$, then $\alpha = \frac{2R^2}{2R^2 + 1}$.

α -submodularity when l_u is a squared loss function: Let $[p_{j1}, \dots, p_{jC}]$ be the class probabilities output by the model for instance x_j in the unlabeled set after the softmax operator and $[q_{j1}, \dots, q_{jC}]$ be the target probability. If l_u is a squared loss function, we know that $\nabla_{\theta_0^c} l_u(x_j, \theta_0) = \sum_{k=1}^C 2(q_{jk} - p_{jk})(1_{k=c} - p_{jk}) p_{jk} x_j$ where $1_{k=c} = 1$ if $k = c$ and 0 otherwise.

$$\forall_{i,j,c} \nabla_{\theta} \mathbf{m}_{j0} l_u((x_j^t, \theta_0))^T x_i \leq R^2/2 \quad \text{where } R \geq \forall_i \|x_i^t\| \quad (42)$$

Similarly,

$$\forall_{i,j,c} \nabla_{\theta} \mathbf{m}_{j0} l_u((x_j^t, \theta_0))^T x_i \geq -R^2/2 \quad \text{where } R \geq \forall_i \|x_i^t\| \quad (43)$$

Similarly, norm of the labeled set points are bounded from above by R . Therefore. $\hat{g}_m = 1$ and $\hat{g}_{max} = R^2 + 1$. This implies that:

$$\forall_{X,Y|X \subseteq Y} \frac{f_2(e|X)}{f_2(e|Y)} \geq \frac{1}{R^2 + 1} \quad (44)$$

Since $1 - \alpha = \frac{1}{R^2 + 1}$, then $\alpha = \frac{R^2}{R^2 + 1}$.

From both the cases, this implies that f_2 is α submodular having $\alpha = \frac{2R^2}{2R^2 + 1}$ when l_u is cross-entropy loss and $\alpha = \frac{R^2}{R^2 + 1}$ when l_u is squared loss, which further implies that f is α -submodular. This further implies that, any greedy algorithm will achieve a $1 - e^{-(1-\alpha)}$ approximation factor, for the coresset selection step when l_s is a cross-entropy loss and l_u is squared loss or cross-entropy loss.

Finally, the proof of the NP-hardness of the mixed discrete-continuous bi-level optimization problem is shown in Lemma-1 of the work [24].

C Loss formulations for different SSL algorithms

C.1 Notation

Denote $\mathcal{D} = \{x_i, y_i\}_{i=1}^n$ to be the labeled set with n labeled data points, and $\mathcal{U} = \{x_j\}_{j=1}^m$ to be the unlabeled set with m data points. Let θ be the classifier model parameters, l_s be the labeled set loss function (such as cross-entropy loss) and l_u be the unlabeled set loss, e.g. consistency-regularization loss, entropy loss, etc.. Denote $L_S(\mathcal{D}, \theta) = \sum_{i \in \mathcal{D}} l_s(\theta, x_i, y_i)$ and $L_U(\mathcal{U}, \theta, \mathbf{m}) = \sum_{j \in \mathcal{U}} \mathbf{m}_j l_u(x_j, \theta)$

where $\mathbf{m} \in \{0, 1\}^m$ is the binary mask vector for unlabeled set. For notational convenience, we denote $l_{s_i}(\theta) = l_s(x_i, y_i, \theta)$ and denote $l_{u_j}(\theta) = l_u(x_j, \theta)$. We also assume that the functions l_s and l_u involves the scaling constants like $\frac{1}{n}$, $\frac{1}{m}$ required to consider other loss reductions like mean loss.

Semi-supervised loss: Following the above notations, the loss function for many existing SSL algorithms can be written as $L_S(\mathcal{D}, \theta) + \lambda L_U(\mathcal{U}, \theta, \mathbf{m})$, where λ is the regularization coefficient for the unlabeled set loss. For Mean Teacher [56], VAT [42], MixMatch [4], the mask vector \mathbf{m} is made up entirely of ones, whereas for FixMatch [53], \mathbf{m} is confidence-thresholded binary vector, indicating whether to include an unlabeled data instance or not. Usually, L_S is a cross-entropy loss for classification experiments and squared loss for regression experiments.

Detailed description of SSL loss formulation for different SSL algorithms are given below:

C.2 Mean-Teacher

Mean Teacher [56] proposed to generate a more stable target output for data points in the unlabeled set using the output of the model using the exponential moving average of model parameter values at previous iterations. Denote the exponential moving average of model parameters as $\hat{\theta}$. Further, denote $f(\theta, x_i)$ as the softmax of the logits of the datapoint x_i obtained from the model with model parameters θ .

The loss function of Mean-Teacher algorithm is as follows:

$$L_S(\mathcal{D}, \theta) + \lambda \sum_{j=1}^m \frac{1}{m} \|f(\theta, x_j) - f(\hat{\theta}, x_j)\|_2^2$$

where L_S is the mean cross-entropy loss for classification experiments. Further, the mask vector \mathbf{m} in the case of Mean-Teacher algorithm is made up entirely of ones. And the unlabeled set loss function is a squared loss function.

C.3 VAT

Virtual adversarial training(VAT) [42] tries to find the additional perturbation to the unlabeled data points such that the KL divergence loss is maximized with respect to class predictions distribution after the perturbation.

Let, f be the classifier model characterized by the model parameters θ . Let, d be the additive perturbation to the unlabeled set. Let, $KL(p, q)$ be the KL-Divergence loss between distributions p and q . Further, denote $f(\theta, x_i)$ as the softmax of the logits of the datapoint x_i obtained from the model with model parameters θ .

Then, the additional perturbation is given as follows:

$$\hat{d} = \operatorname{argmax}_d \sum_{j=1}^m \frac{1}{m} KL(f(\theta, x_j), f(\theta, x_j + d))$$

The loss function of VAT algorithm is as follows:

$$L_S(\mathcal{D}, \theta) + \lambda \sum_{j=1}^m \frac{1}{m} KL(f(\theta, x_j), f(\theta, x_j + \hat{d}))$$

where L_S is the mean cross-entropy loss for classification experiments. Further, the mask vector \mathbf{m} in the case of VAT algorithm is made up entirely of ones. And the unlabeled set loss function is a KL divergence loss function.

C.4 MixMatch

MixMatch [4] performs augmentations on unlabeled instances and gets a pseudo-label prediction after sharpening the average predictions with different augmentations like shifts, cropping, image flipping, weak and strong augmentation to design the regularization function. Finally, the augmented labeled set and unlabeled sets are concatenated and shuffled to form a new dataset which is used in mix-up [61].

Let, f be the classifier model characterized by the model parameters θ . Let, $(\hat{x}_i, \hat{p}_i)_{i \in [1, n]}$ be the labeled set after mix-up and $(\hat{x}_j, \hat{p}_j)_{j \in [1, m]}$ be the unlabeled set after mix-up with predicted labels. Further, denote $f(\theta, x_i)$ as the softmax of the logits of the datapoint x_i obtained from the model with model parameters θ .

The loss function of Mix-Match algorithm is as follows:

$$\frac{1}{n} \sum_{i=1}^n CE(f(\theta, \hat{x}_i), \hat{p}_i) + \lambda \sum_{j=1}^m \frac{1}{m} \|f(\theta, \hat{x}_j) - \hat{p}_j\|_2^2$$

where $CE(p, q)$ is the cross-entropy loss between distributions p and q . Further, the mask vector \mathbf{m} in the case of MixMatch algorithm is made up entirely of ones. And the unlabeled set loss function is a l2 squared loss function.

C.5 FixMatch

FixMatch [53] uses the cross-entropy loss between class predictions of weak augmented and strong augmented data points as the regularization function. Further, FixMatch uses confidence-based thresholding to consider only unlabeled instances with confident model predictions.

Let, f be the classifier model characterized by the model parameters θ . Let, \hat{x}_i be the weakly augmented version of data point x_i and \hat{x}_i^s be the strong augmented version of data point x_i . Further, denote $f(\theta, x_i)$ as the softmax of the logits of the datapoint x_i obtained from the model with model parameters θ .

Then the loss function of FixMatch algorithm is as follows:

$$\frac{1}{n} \sum_{i=1}^n CE(f(\theta, \hat{x}_i), y_i) + \lambda \sum_{j=1}^m \mathbf{1}_{\max(f(\theta, \hat{x}_j)) \geq \tau} \frac{1}{m} CE(f(\theta, \hat{x}_j), f(\theta, \hat{x}_j^s))$$

where $CE(p, q)$ is the cross-entropy loss between distributions p and q . Further, the mask vector \mathbf{m} in the case of FixMatch algorithm is a binary vector based on confidence thresholding i.e., $\mathbf{m}_j = \mathbf{1}_{\max(f(\theta, \hat{x}_j)) \geq \tau}$. And the unlabeled set loss function is also a cross-entropy loss between the weakly and strongly augmented versions.

D CRAIG Algorithm for SSL

In this section, we discuss the formulation of CRAIG [39] for coreset selection in the semi-supervised learning scenario. CRAIG tries to select a coreset of the unlabeled set \mathcal{U} such that the unlabeled loss gradient on the entire unlabeled set is equal to the weighted sum of the unlabeled loss of the individual data points in the selected coreset.

The optimization problem of CRAIG in the semi-supervised learning scenario can be written as follows:

$$\mathcal{S}^* = \underset{\mathcal{S} \subseteq \mathcal{U}; |\mathcal{S}| \leq k, \{\gamma_j\}_{j \in [1, |\mathcal{S}|]}: \forall_j \gamma_j \geq 0}{\operatorname{argmin}} \left\| \sum_{i \in \mathcal{U}} \mathbf{m}_i \nabla_{\theta} l_u(x_i, \theta) - \sum_{j \in \mathcal{S}} \mathbf{m}_j \gamma_j \nabla_{\theta} l_u(x_j, \theta) \right\| \quad (45)$$

Let the objective function of CRAIG be denoted as $f(\mathcal{S}, \theta) = \left\| \sum_{i \in \mathcal{U}} \mathbf{m}_i \nabla_{\theta} l_u(x_i, \theta) - \sum_{j \in \mathcal{S}} \mathbf{m}_j \gamma_j \nabla_{\theta} l_u(x_j, \theta) \right\|$.

The above objective function can be upper bounded by converting it into a k-medoids objective function as shown in CRAIG[39]:

$$\begin{aligned} f(\mathcal{S}, \theta) &= \left\| \sum_{i \in \mathcal{U}} \mathbf{m}_i \nabla_{\theta} l_u(x_i, \theta) - \sum_{j \in \mathcal{S}} \mathbf{m}_j \gamma_j \nabla_{\theta} l_u(x_j, \theta) \right\| \\ &\leq \sum_{i \in \mathcal{U}} \min_{j \in \mathcal{S}} \|\mathbf{m}_i \nabla_{\theta} l_u(x_i, \theta) - \mathbf{m}_j \nabla_{\theta} l_u(x_j, \theta)\| \end{aligned} \quad (46)$$

Then the coresset selection problem of CRAIG in the semi-supervised learning scenario can be written as follows:

$$\mathcal{S}^* = \operatorname{argmin}_{\mathcal{S} \subseteq \mathcal{U}: |\mathcal{S}| \leq k} \sum_{i \in \mathcal{U}} \min_{j \in \mathcal{S}} \|\mathbf{m}_i \nabla_{\theta} l_u(x_i, \theta) - \mathbf{m}_j \nabla_{\theta} l_u(x_j, \theta)\| \quad (47)$$

Then the weights for each data instance in the selected coresset is calculated as follows:

$$\gamma_j = \sum_{i \in \mathcal{U}} \mathbf{1}_{j = \operatorname{argmin}_{k \in \mathcal{S}} \|\mathbf{m}_i \nabla_{\theta} l_u(x_i, \theta) - \mathbf{m}_k \nabla_{\theta} l_u(x_k, \theta)\|} \quad (48)$$

where $\mathbf{1}_x = 1$ if $x = True$ and $\mathbf{1}_x = 0$ otherwise.

However, in our experiments, we used a per-batch version of the CRAIG problem discussed above since it is shown to be more effective in work [23]. In the per-batch version, we assume that the unlabeled set is divided into a set of mini-batches denoted by $B^u = \{b_1^u, b_2^u, \dots, b_{\lfloor m/B \rfloor}^u\}$ where $b_1^u = \{x_i : x_i \in \mathcal{U}\}_{i=1}^B$ is a mini-batch of unlabeled set of size B . Further, we select $\lfloor k/B \rfloor$ mini-batches in the per-batch version of CRAIG instead of k data points.

The per-batch version of CRAIG can be given as follows:

$$\mathcal{S}^* = \operatorname{argmin}_{\mathcal{S} \subseteq B^u: |\mathcal{S}| \leq \lfloor k/B \rfloor} \sum_{i \in B^u} \min_{j \in \mathcal{S}} \left\| \sum_{k \in b_i^u} \mathbf{m}_k \nabla_{\theta} l_u(x_k, \theta) - \sum_{l \in b_j^u} \mathbf{m}_l \nabla_{\theta} l_u(x_l, \theta) \right\| \quad (49)$$

Then the weights for all the data instances in a selected mini-batch b_j^u is calculated as follows:

$$\gamma_j = \sum_{i \in B^u} \mathbf{1}_{j = \operatorname{argmin}_{k \in \mathcal{S}} \left\| \sum_{p \in b_i^u} \mathbf{m}_p \nabla_{\theta} l_u(x_p, \theta) - \sum_{l \in b_k^u} \mathbf{m}_l \nabla_{\theta} l_u(x_l, \theta) \right\|} \quad (50)$$

As discussed earlier, in our experiments, we use the per-batch versions of CRAIG and the optimization problem is given in Equation (49). Furthermore, the weights for each data instance are calculated as shown in the Equation (50).

E GRADMATCH Algorithm for SSL

In this section, we discuss the formulation of GRADMATCH [23] for coresset selection in the semi-supervised learning scenario. GRADMATCH tries to select a coresset of the unlabeled set \mathcal{U} such that the unlabeled loss gradient on the entire unlabeled set is equal to the weighted sum of the unlabeled loss of the individual data points in the selected coresset.

The optimization problem of GRADMATCH in the semi-supervised learning scenario can be written as follows:

$$\mathcal{S}^* = \operatorname{argmin}_{\mathcal{S} \subseteq \mathcal{U}: |\mathcal{S}| \leq k, \{\gamma_j\}_{j \in [1, |\mathcal{S}|]}: \forall_j \gamma_j \geq 0} \left\| \sum_{i \in \mathcal{U}} \mathbf{m}_i \nabla_{\theta} l_u(x_i, \theta) - \sum_{j \in \mathcal{S}} \mathbf{m}_j \gamma_j \nabla_{\theta} l_u(x_j, \theta) \right\| \quad (51)$$

Let the objective function of GRADMATCH be denoted as $f(\mathcal{S}, \theta) = \left\| \sum_{i \in \mathcal{U}} \mathbf{m}_i \nabla_{\theta} l_u(x_i, \theta) - \sum_{j \in \mathcal{S}} \mathbf{m}_j \gamma_j \nabla_{\theta} l_u(x_j, \theta) \right\|$.

The above objective function can be solved using the Orthogonal Matching Pursuit(OMP) algorithm as shown in GRADMATCH[23].

However, in our experiments, we used a per-batch version of the GRADMATCH problem discussed above since it is shown to be more effective in work [23]. In the per-batch version, we assume that the unlabeled set is divided into a set of mini-batches denoted by $B^u = \{b_1^u, b_2^u, \dots, b_{\lfloor m/B \rfloor}^u\}$ where $b_i^u = \{x_i : x_i \in \mathcal{U}\}_{i=1}^B$ is a mini-batch of unlabeled set of size B . Further, we select $\lfloor k/B \rfloor$ mini-batches in the per-batch version of GRADMATCH instead of k data points.

The per-batch version of GRADMATCH can be given as follows:

$$\mathcal{S}^* = \underset{\mathcal{S} \subseteq B^u: |\mathcal{S}| \leq \lfloor k/B \rfloor}{\operatorname{argmin}} \min \left\| \sum_{i \in B^u} \sum_{k \in b_i^u} \mathbf{m}_k \nabla_{\theta} l_u(x_k, \theta) - \sum_{j \in \mathcal{S}} \sum_{l \in b_j^u} \mathbf{m}_l \nabla_{\theta} l_u(x_l, \theta) \right\| \quad (52)$$

Then the weights and the mini-batches are selected using the Orthogonal Matching Pursuit (OMP) algorithm. As discussed earlier, in our experiments, we use the per-batch versions of GRADMATCH and the optimization problem is given in Equation (52).

F More Details on Experimental Setup, Datasets, and Baselines

F.1 Datasets

F.1.1 Traditional SSL scenario

Name	No. of classes	No. samples for training	No. samples for validation	No. samples for testing	No. of features	License
CIFAR10	10	50,000	-	10,000	32x32x3	MIT
SVHN	10	73,257	-	26,032	32x32x3	CC0:Public Domain

Table 1: Description of the datasets

Name	Labeled set size	Unlabeled set size	Test set size	Labeled set batch size	Unlabeled set batch size
CIFAR10	4000	50,000	10,000	50	50
SVHN	1000	73,257	26,032	50	50

Table 2: Dataset Splits used in the traditional SSL scenario

We used various standard datasets, viz., CIFAR10, SVHN, to demonstrate the effectiveness and stability of RETRIEVE in the traditional SSL scenario. The descriptions of the datasets used along with the licenses are given in the Table 1. Furthermore, the labeled, unlabeled, and test data splits for each dataset considered along with the labeled and the unlabeled set batch sizes are given in Table 2. Both CIFAR10 and SVHN datasets are publicly available. Furthermore, the datasets used do not contain any personally identifiable information.

F.1.2 Robust SSL scenario

We used CIFAR10, MNIST, to demonstrate the effectiveness and stability of RETRIEVE in the robust SSL scenario. The descriptions of the datasets used along with the licenses are given in the Table 1. Both CIFAR10 and MNIST datasets are publicly available. Furthermore, the datasets used do not contain any personally identifiable information.

Name	No. of classes for ID	No. of classes for OOD	No. samples for labeled	No. samples for unlabeled	No. samples for validation	No. samples for testing	No. of features
CIFAR10	6	4	2,400	20,000	5,000	10,000	32x32x3
MNIST	6	4	60	30,000	10,000	10,000	28x28x1

Table 3: Description of the datasets for robust SSL OOD scenario

Name	Imbalanced classes	balanced classes	No. samples for labeled	No. samples for unlabeled	No. samples for validation	No. samples for testing	No. of features
CIFAR10	1-5	6-10	2,400	20,000	5,000	10,000	32x32x3

Table 4: Description of the datasets for robust SSL imbalanced scenario

F.2 Traditional SSL baselines

In this setting, we run RETRIEVE (and all baselines) with warm-start. We incorporate RETRIEVE with three representative SSL methods, including Mean Teacher (MT) [56], Virtual Adversarial Training (VAT) [42] and FixMatch [53]. The baselines considered are RANDOM (where we just randomly select a subset of unlabeled data points of the same size as RETRIEVE), CRAIG [39, 23] and FULL-EARLYSTOP. CRAIG [39, 23] was actually proposed in the supervised learning scenario. We adapt it to SSL by choosing a representative subset of unlabeled points such that the gradients are similar to the unlabeled loss gradients. For more information on the formulation of CRAIG in the SSL case, see Appendix D. We run the per-batch variant of CRAIG proposed in [23], where we select a subset of mini-batches instead of data instances for efficiency and scalability. Again, we emphasize that RANDOM and CRAIG are run with early stopping for the same duration as RETRIEVE. In FULL-EARLYSTOP baseline, we train the model on the entire unlabeled set for the time taken by RETRIEVE and report the test accuracy.

F.3 Robust SSL baselines

In this setting, we run RETRIEVE (and all baselines) without warm-start. We incorporate RETRIEVE and other baselines with VAT method. DS3L considers a shallow neural network (also called meta-network) to predict the weights of unlabeled examples and estimate the parameters of the neural network based on a clean labeled set (which could also be the original labeled set) via bi-level optimization. For L2RW method, it directly considers the sample weights are hyperparameter and optimize the hyperparameter via bi-level optimization.

F.4 Experimental Setup

In our experiments, we implement our approaches RETRIEVE for three representative SSL methods, including Mean Teacher (MT), Virtual Adversarial Training (VAT) and fixmatch. For MT and VAT, we built upon the open-source Pytorch implementation⁸. For fixmatch method, we implemented it based on a open-source Pytorch implementation⁹. For DS3L [17], we implemented it based on the released code¹⁰. For L2RW [49], we used the open-source Pytorch implementation¹¹ and adapted it to the SSL settings.

We use a WideResNet-28-2 [60] model and a Nesterov’s accelerated SGD optimizer with a learning rate of 0.03, weight decay of $5e-4$, the momentum of 0.9, and a cosine annealing [35] learning rate scheduler for all the experiments except with MNIST OOD. For the MNIST OOD experiment, we used a two-layer CNN model consisting of two conv2d layers of dimensions $1 \times 16 \times 3$ and $16 \times 32 \times 3$, two MaxPool2d layers with size=3, stride=2, padding=1, and a RELU activation function. Finally, for MNIST OOD experiments, the optimizer and learning rate schedulers are the same as given above, while the learning rate used is 0.003.

G Additional Experiments in Traditional SSL

G.1 RETRIEVE-WARM vs RETRIEVE

We show that RETRIEVE-WARM is more efficient and effective compared to RETRIEVE in the traditional SSL setting in Figure 8. Hence, in our experiments, we consider the warm variant of RETRIEVE in traditional SSL scenario.

⁸<https://github.com/perryng/pytorch-consistency-regularization>

⁹<https://github.com/kekmodel/FixMatch-pytorch>

¹⁰<https://github.com/guolz-ml/DS3L>

¹¹<https://github.com/danieltan07/learning-to-reweight-examples>

VAT traditional SSL Results									
Dataset	Model	Budget(%)	Selection Strategy	Top-1 Test accuracy(%)		Model Training time(in hrs)			
				10%	20%	30%	10%	20%	30%
CIFAR10	Wide-ResNet-28-2	FULL (skyline for test accuracy)	RANDOM (skyline for training time)	87.8	87.8	87.8	30.41	30.41	30.41
				81.95	84.98	85.6	3.08	6.69	9.98
	CRAIG	RETRIEVE	83.2	85.3	86.8	3.54	7.19	10.14	
			84.0	85.9	87.02	3.50	7.06	10.27	
SVHN	Wide-ResNet-28-2	FULL (skyline for test accuracy)	RANDOM (skyline for training time)	93.62	93.62	93.62	19.17	19.17	19.17
				87.86	90.12	91.24	1.98	3.94	5.65
	CRAIG	RETRIEVE	88.86	91.25	91.94	2.12	4.08	5.98	
			89.3	93.2	93.3	2.18	4.2	6.1	

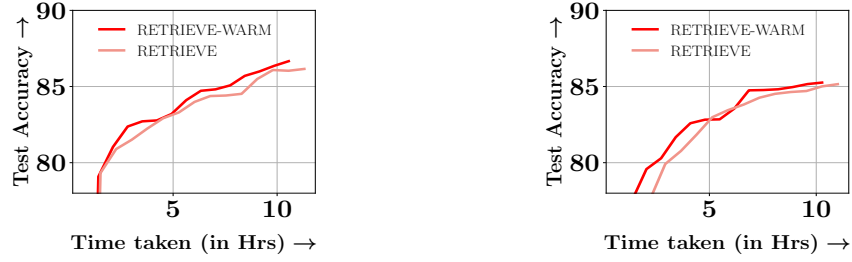
Table 5: Traditional SSL Results for CIFAR10 and SVHN datasets using VAT algorithm

Mean-Teacher traditional SSL Results									
Dataset	Model	Budget(%)	Selection Strategy	Top-1 Test accuracy(%)		Model Training time(in hrs)			
				10%	20%	30%	10%	20%	30%
CIFAR10	Wide-ResNet-28-2	FULL (skyline for test accuracy)	RANDOM (skyline for training time)	86.61	86.61	86.61	30.41	30.41	30.41
				83.3	84.41	84.5	3.26	6.54	9.82
	CRAIG	RETRIEVE	83.57	84.68	85.48	3.33	6.7	11.08	
			83.66	85.05	86.59	3.58	6.92	10.55	
SVHN	Wide-ResNet-28-2	FULL (skyline for test accuracy)	RANDOM (skyline for training time)	94.35	94.35	94.35	13.75	13.75	13.75
				91.48	92.79	93.15	1.52	2.66	4.11
	CRAIG	RETRIEVE	92.11	91.81	91.98	1.7	2.88	4.49	
			91.84	93.13	93.76	1.57	2.94	4.30	

Table 6: FixMatch traditional SSL Results for CIFAR10 and SVHN datasets using Mean-Teacher algorithm

Traditional SSL Results									
Dataset	Model	Budget(%)	Selection Strategy	Top-1 Test accuracy(%)		Model Training time(in hrs)			
				10%	20%	30%	10%	20%	30%
CIFAR10	Wide-ResNet-28-2	FULL (skyline for test accuracy)	RANDOM (skyline for training time)	95.52	95.52	95.52	100	100	100
				93.8	94.31	94.4	12.76	25.6	39.1
	CRAIG	RETRIEVE	93.9	94.52	94.3	13.18	26.4	40	
			94.6	94.8	94.83	13.14	26.2	39.8	

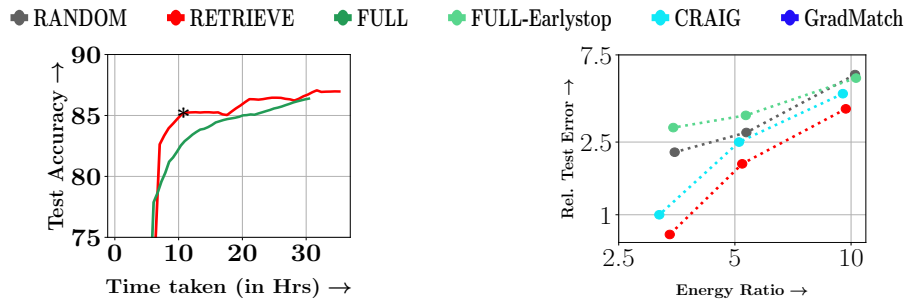
Table 7: Traditional SSL Results for CIFAR10 dataset using FixMatch algorithm



(a) MT RETRIEVE vs RETRIEVE-WARM

(b) VAT RETRIEVE vs RETRIEVE-WARM

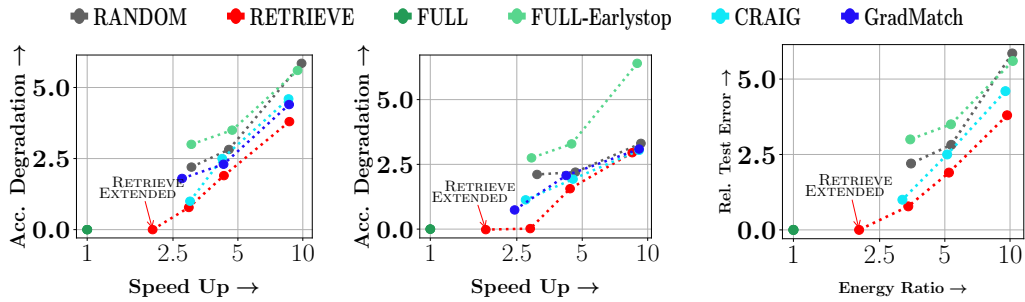
Figure 8: Subfigures (a), (b) show comparison of RETRIEVE vs RETRIEVE-WARM with MT, VAT on CIFAR-10 dataset with 30% subset fraction: We show that the RETRIEVE-WARM is more effective and efficient compared to RETRIEVE in traditional SSL setting.



(a) CIFAR10-MT Extended Convergence

(b) CIFAR10-VAT Energy

Figure 7: Subfigure (a) shows MT extended convergence plot on CIFAR-10 dataset with 30% subset fraction: We show that the RETRIEVE achieves similar performance to original MT algorithm while being 1.8X faster and better performance than the original MT algorithm while being 1.5X faster. Subfigure (b) shows the energy efficiency plot of VAT algorithm on CIFAR10 dataset with a subset fractions of 10%, 20%, 30%: We show that the RETRIEVE is 3.1X energy efficient compared to the original VAT algorithm with an accuracy degradation of 0.78%.



(a) CIFAR10-VAT Extended

(b) CIFAR10-MT Extended

(c) CIFAR10-VAT Extended Energy

Figure 8: Subfigure (a) shows scatter plot of VAT for CIFAR10 dataset with subset fractions of 10%, 20%, 30% along with RETRIEVE-EXTENDED by training the model for more iterations: We show that the RETRIEVE achieves similar performance to original VAT algorithm while being 2X faster. Subfigure (b) shows scatter plot of MT for CIFAR10 dataset with subset fractions of 10%, 20%, 30% along with RETRIEVE-EXTENDED by training the model for more iterations: We show that the RETRIEVE achieves similar performance to original MT algorithm while being 1.8X faster. Subfigure (c) shows energy efficiency scatter plot of VAT for CIFAR10 dataset with subset fractions of 10%, 20%, 30% along with RETRIEVE-EXTENDED by training the model for more iterations: We show that the RETRIEVE achieves similar performance to original VAT algorithm while being 2X more energy efficient.

VAT Standard Deviation Results					
Dataset	Model	Budget(%)	Standard deviation of the Model(for 3 runs)		
			10%	20%	30%
CIFAR10	Wide-ResNet-28-2	FULL	0.124	0.124	0.124
		RANDOM	0.526	0.538	0.512
		CRAIG	0.368	0.285	0.195
		RETRIEVE	0.198	0.148	0.105
SVHN	Wide-ResNet-28-2	FULL	0.114	0.114	0.114
		RANDOM	0.372	0.358	0.348
		CRAIG	0.284	0.241	0.207
		RETRIEVE	0.187	0.154	0.112

Table 8: Standard deviation results using VAT in traditional SSL scenario for CIFAR10, SVHN datasets for three runs

Mean-Teacher Standard Deviation Results					
Dataset	Model	Budget(%)	Standard deviation of the Model(for 3 runs)		
			10%	20%	30%
CIFAR10	Wide-ResNet-28-2	FULL	0.105	0.105	0.105
		RANDOM	0.578	0.524	0.564
		CRAIG	0.482	0.386	0.324
		RETRIEVE	0.196	0.162	0.121
SVHN	Wide-ResNet-28-2	FULL	0.11	0.11	0.11
		RANDOM	0.374	0.329	0.354
		CRAIG	0.268	0.284	0.245
		RETRIEVE	0.146	0.094	0.078

Table 9: Standard deviation results using Mean-Teacher in traditional SSL scenario for CIFAR10, SVHN datasets for three runs

FixMatch Standard Deviation Results					
Dataset	Model	Budget(%)	Standard deviation of the Model(for 3 runs)		
			10%	20%	30%
CIFAR10	Wide-ResNet-28-2	FULL	0.12	0.12	0.12
		RANDOM	0.523	0.618	0.584
		CRAIG	0.386	0.342	0.305
		RETRIEVE	0.174	0.142	0.105

Table 10: Standard deviation results using FixMatch in traditional SSL scenario for CIFAR10, SVHN datasets for three runs

G.2 Test-Accuracies, Training times and Standard deviations

Table 5, Table 6, Table 7 shows the top-1 test accuracies and training times taken by RETRIEVE and the other baselines considered in traditional SSL scenario for VAT, Mean-Teacher on CIFAR10, SVHN datasets and for FixMatch algorithm on CIFAR dataset for different fractions of 10%, 20% and 30% respectively. Furthermore, Table 8, Table 9, Table 10 gives the standard deviation numbers of RETRIEVE and other baselines in traditional SSL scenarios for VAT, Mean-Teacher on CIFAR10, SVHN datasets and for FixMatch algorithm on CIFAR dataset for different fractions of 10%, 20% and 30% respectively.

G.3 MT extended convergence plot

Subfigure 9a shows the extended convergence plot of RETRIEVE using Mean-Teacher algorithm on CIFAR10 dataset for 30% subset fraction. From the plot, it is evident that RETRIEVE achieves similar performance to original MT algorithm while being 1.8X faster and better performance than the original MT algorithm while being 1.5X faster.

G.4 Energy savings

Subfigure 9b shows the energy efficiency plot of RETRIEVE using VAT algorithm on CIFAR10 dataset for 10%, 20%, 30% subset fractions. For calculating the energy consumed by the GPU/CPU cores, we use pyJoules¹². From the plot, it is evident that RETRIEVE is 3.1X energy efficient compared to the original VAT algorithm with an accuracy degradation of 0.78%.

RETRIEVE vs RETRIEVE-WARM in Robust SSL				
Dataset	Model	OOD ratio(%)	Top-1 Test accuracy(%)	Model Training time(in hrs)
			50%	50%
CIFAR10 OOD	Wide-ResNet-28-2	RETRIEVE-WARM	78.8	18.2
		RETRIEVE	79	17.03
MNIST OOD	Two layer CNN model	RETRIEVE-WARM	95.3	1.43
		RETRIEVE	95.85	1.37
CIFAR10 Imbalance	Wide-ResNet-28-2	Class imbalance ratio(%)	50%	50%
		RETRIEVE-WARM	76.13	18.6
		RETRIEVE	78.86	17.3

Table 11: RETRIEVE vs RETRIEVE-WARM in Robust SSL scenario for CIFAR10 OOD, MNIST OOD and CIFAR10 Imbalance datasets using VAT algorithm

H Additional Experiments for Robust SSL

H.1 RETRIEVE-WARM vs RETRIEVE

We show that RETRIEVE is more efficient and effective compared to RETRIEVE-WARM in the robust SSL setting from the results given in Table 11. For specific numbers, RETRIEVE achieves 79% accuracy in 17.03 hrs while RETRIEVE-WARM achieves 78.8% accuracy in 18.2 hrs for CIFAR10 OOD dataset with an OOD ratio of 50%. Further, RETRIEVE achieves 95.85% accuracy in 1.37 hrs while RETRIEVE-WARM achieves 95.3% accuracy in 1.43 hrs for MNIST OOD dataset with an OOD ratio of 50%. Finally, RETRIEVE achieves 78.86% accuracy in 17.3 hrs while RETRIEVE-WARM achieves 76.13% accuracy in 18.6 hrs for CIFAR10 Imbalance dataset with a class imbalance ratio of 50%. Hence, in our experiments, we consider RETRIEVE without warm variant in robust SSL scenario.

H.2 Test-Accuracies, Training times and Standard deviations:

Table 12 shows the top-1 test accuracies and training times taken by RETRIEVE and the other baselines considered in robust SSL scenario for VAT on CIFAR10 OOD, MNIST OOD, and CIFAR10 Imbalance datasets. The results show that RETRIEVE with VAT outperforms all other baselines, including DS3L [17] (also run with VAT) in the class imbalance scenario as well. In particular, RETRIEVE outperforms other baselines by around 1.5% on the CIFAR-10 with imbalance. Furthermore, Table 13 gives the standard deviation numbers of RETRIEVE and other baselines in robust SSL scenario for VAT on CIFAR10 OOD, MNIST OOD, and CIFAR10 Imbalance datasets.

I Broader Impacts and Limitations

Limitations: One of the main limitations of RETRIEVE is that even though it reduces the training time, energy costs, and CO2 emissions of SSL algorithms, it does not reduce the memory requirement. Furthermore, the memory requirement is a little higher because it requires additional memory to store the gradients required for the coreset selection, which makes running the RETRIEVE algorithm in devices with low memory capacity significantly harder without proper memory handling.

Societal Impacts: We believe RETRIEVE has a significant positive societal impact by making SSL algorithms (and specifically robust SSL) significantly faster and energy-efficient, thereby reducing the CO2 emissions and energy consumption incurred during training. This is particularly important because state-of-the-art SSL approaches like FixMatch are very computationally expensive. Furthermore, SSL approaches often have a large number of hyper-parameters and the performance can be

¹²<https://pypi.org/project/pyJoules/>.

VAT Robust SSL Results									
Dataset	Model	OOD ratio(%)	Selection Strategy	Top-1 Test accuracy(%)			Model Training time(in hrs)		
				25%	50%	75%	25%	50%	75%
CIFAR10 OOD	Wide-ResNet-28-2	VAT	VAT	76.3	75.6	74.25	30.34	30.34	30.34
			SUPERVISED	76.1	76.1	76.1	0.22	0.22	0.22
			L2RW	78.2	75.5	73.4	86.51	86.58	86.62
			DS3L	78.8	77.6	76.3	88.94	88.91	88.92
		RETRIEVE	79.26	79	76.56	17.36	17.03	17.12	
MNIST OOD	Two layer CNN model	VAT	VAT	95	92.2	88.1	2.46	2.46	2.46
			SUPERVISED	93	93	93	0.01	0.01	0.01
			L2RW	95.2	88.5	87.5	7.34	7.29	7.23
			DS3L	97.1	95.8	92.1	7.22	7.18	7.12
		RETRIEVE	97.3	95.85	93.48	1.365	1.37	1.36	
CIFAR10 Imbalance	Wide-ResNet-28-2	VAT	VAT	10%	30%	50%	10%	30%	50%
			SUPERVISED	56.12	65.15	72.14	30.24	30.26	30.2
			L2RW	58.12	64.21	71.12	0.22	0.22	0.22
			DS3L	61.54	68.45	71.24	87.35	87.19	87.41
		RETRIEVE	63.54	73.89	77.41	88.16	88.04	88.5	
			66.88	75.83	78.86	17.27	17.31	17.3	

Table 12: Robust SSL Results for CIFAR10 OOD, MNIST OOD and CIFAR10 Imbalance datasets using VAT algorithm

VAT Standard Deviation Results					
Dataset	Model	OOD ratio(%) Selection Strategy	Standard deviation of the Model(for 3 runs)		
			25%	50%	75%
CIFAR10 OOD	Wide-ResNet-28-2	VAT	0.13	0.18	0.24
		SUPERVISED	0.021	0.021	0.021
		L2RW	0.31	0.39	0.295
		DS3L	0.38	0.41	0.34
		RETRIEVE	0.26	0.21	0.27
MNIST OOD	Two layer CNN model	VAT	0.014	0.018	0.021
		SUPERVISED	0.01	0.01	0.01
		L2RW	0.04	0.03	0.04
		DS3L	0.061	0.041	0.056
		RETRIEVE	0.034	0.039	0.036
CIFAR10 Imbalance	Wide-ResNet-28-2	Class imbalance ratio(%)	10%	30%	50%
		VAT	0.295	0.242	0.185
		SUPERVISED	0.16	0.13	0.11
		L2RW	0.37	0.32	0.26
		DS3L	0.34	0.36	0.21
		RETRIEVE	0.32	0.28	0.205

Table 13: Standard deviation results using VAT in Robust SSL scenario for CIFAR10 OOD, MNIST OOD and CIFAR10 Imbalance datasets for three runs.

heavily dependent on the right tuning of these hyper-parameters [53, 44]. We believe that RETRIEVE can enable much faster and energy efficient tunings of hyper-parameters in SSL approaches thereby enabling orders of magnitude speedup and CO2 emissions being reduced. RETRIEVE takes one step towards **Green-AI** by enabling using smaller subsets for training these models.