

CodeLabeller: A Web-based Code Annotation Tool for Java Design Patterns and Summaries

Norman Chen
Najam Nazar*
Yaokun Zheng
Monash University
Australia

Chun Yong Chong
Monash University
Malaysia

ABSTRACT

With the rise of AI in SE, researchers have shown how AI can be applied to assist software developers in a wide variety of activities. However, it has not been accompanied by a complementary increase in labelled datasets, which is required in many supervised learning methods. Several studies have been using crowdsourcing platforms to collect labelled training data in recent years. However, research has shown that the quality of labelled data is unstable due to participant bias, knowledge variance, and task difficulty. Thus, we present *CodeLabeller*, a web-based tool that aims to provide a more efficient approach in handling the process of labelling Java source files at scale by improving the data collection process throughout, and improving the degree of reliability of responses by requiring each labeller to attach a confidence rating to each of their responses. We test *CodeLabeller* by constructing a corpus of over a thousand source files obtained from a large collection of open-source Java projects, and labelling each Java source file with their respective design patterns and summaries. Apart from assisting researchers to crowdsource a labelled dataset, the tool has practical applicability in software engineering education and assists in building expert ratings for software artefacts. This paper discusses the motivation behind the creation of *CodeLabeller*, the intended users, a tool demonstration and its UI, its implementation, benefits, and lastly, the evaluation through a user study and in-practice usage.

Tool URL: <https://codelabeller.org>.

Demo URL: https://youtu.be/Nn_cOcc8T4M.

CCS CONCEPTS

• Software and its engineering → Software maintenance tools.

KEYWORDS

design patterns, annotations, classifications, crowdsourcing, tool

ACM Reference Format:

Norman Chen, Najam Nazar*, Yaokun Zheng, and Chun Yong Chong. 2018. CodeLabeller: A Web-based Code Annotation Tool for Java Design Patterns and Summaries. In *Proceedings of The 44th International Conference*

Permission to make digital or hard copies of all or part of this work for personal or classroom use is granted without fee provided that copies are not made or distributed for profit or commercial advantage and that copies bear this notice and the full citation on the first page. Copyrights for components of this work owned by others than ACM must be honored. Abstracting with credit is permitted. To copy otherwise, or republish, to post on servers or to redistribute to lists, requires prior specific permission and/or a fee. Request permissions from permissions.acm.org.

ICSE 2022, May 21–29, 2022, Pittsburgh, PA, USA

© 2018 Association for Computing Machinery.

ACM ISBN 978-x-xxxx-xxxx-x/YY/MM...\$15.00

<https://doi.org/10.1145/1122445.1122456>

on Software Engineering (ICSE 2022). ACM, New York, NY, USA, 4 pages.
<https://doi.org/10.1145/1122445.1122456>

1 INTRODUCTION

The use of design patterns in object-oriented software projects is highly beneficial in improving the quality and maintainability of code, and is generally a good indicator of software quality [8, 11]. Design patterns are typical solutions to commonly occurring problems in software design and code [3], and are similar to pre-made blueprints that can be customised to solve recurring design problems in software development.

There are several existing tools that perform design pattern detection (e.g. [2] and [4]), and code analysis (e.g. [13]). Supervised machine learning for the aforementioned studies often requires the use of a large corpus of source files that have been labelled [12]. However, this manual process of labelling design patterns across a large number of source files is tedious, as design patterns frequently involve multiple files in their structure such that all involved files need to be interpreted in conjunction with each other. The need to effectively manage a large number of resulting labels or responses further complicates the problem.

Each design pattern usually exhibits fixed characteristics and structure [3]. However, human reviewers might not be able to easily reach a consensus on which design patterns are being used in the examined source file [6], leading to inter-labeller reliability issues. This could be caused by the source file featuring multiple design patterns, or differing opinions among annotators¹ [6]. Furthermore, while building such systems, expert contributors are needed to label the source files that are used to train the model or system to identify the design patterns, so that higher precision and recall of the classifiers can be obtained.

To aid in overcoming these problems and to support research in code quality and static code analysis techniques, we introduce an open-source tool called *CodeLabeller*² which provides an end-to-end pipeline that streamlines the overall process of manually labelling source files. This streamlining is achieved by leveraging crowdsourcing to obtain a higher number of responses, and combining this with efficient response management and automatic collation of responses. It displays one Java source file at a time to each participating contributor and prompts them to identify the design pattern that has been implemented within, to state their confidence level for their selected pattern, as well as to write a brief summary about features of the code in the source file (Section 3.4).

¹In this paper, the terms labeller, annotator, and contributor have the same definition and are used interchangeably.

²<https://github.com/najamnazar/codelabeller>, verified 22/11/2021

To the best of our knowledge, this is the first publicly available web-based tool leveraging crowdsourcing, which allows contributors to label source files from various Java projects with design patterns and code summaries³. This opens up new and more efficient approaches in the process of obtaining large labelled corpora for not only design pattern detection, but also other future research which require labelled artefacts such as code reviews and identification of buggy/defective software components.

2 RELATED WORK

There is growing interest in software tools that support building annotated corpora for machine learning classification. The BC3: Annotation Software (BC3:AS)⁴, an opensource web annotating tool developed by the Laboratory of Computational Intelligence at the University of British Columbia, is the first software that is extensively used by researchers to annotate learning corpora for email and textual conversations [5], and further extended by Rastkar *et al.*[9, 10] for bug reports. It is developed using Ruby on Rails and utilises a MySQL database so that researchers can create a web server that allows them to import and manage a corpus.

For studies such as [7] and [4] where the authors used source code for identifying design patterns and comprehension purposes, they manually annotated a large corpus of source code. Thus, there is a need for a publicly available annotation tool that can be easily customisable, and can facilitate future researchers in building annotated corpora for supervised learning or other relevant tasks. Our *CodeLabeller* tool is inspired by BC3:AS, and it differs from BC3:AS in the many ways as it is customisable, robust, and (currently) specifically catered for annotating source files.

3 APPROACH

Figure 1 illustrates the overall approach and structure of *CodeLabeller*.

3.1 Implementation

CodeLabeller is a web-based application consisting of a front-end browser client written using the Angular framework, and a back-end server written in Node.js which stores application data in a MySQL database.

3.2 Notable Features

Some notable features of *CodeLabeller* include minimising the loss of unsubmitted data by automatically saving draft responses locally in the browser each time a change is made, as well as storing all past versions (edit histories) of each submitted response which only administrators may view. *CodeLabeller* also features a RESTful API and utilises OAuth 2.0 as a user authorisation mechanism, which aids interoperability with other systems as *CodeLabeller* is further improved in the future.

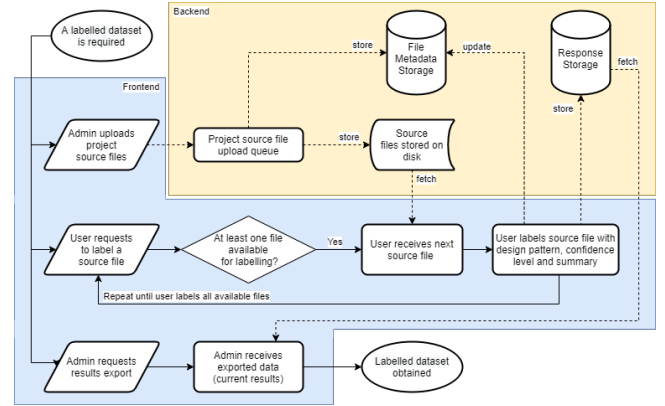


Figure 1: Overall approach and structure of *CodeLabeller*.

3.3 Tool Usage

When starting a new labelling initiative, researchers are able to upload batches of source files on a project-by-project basis. Once these source files have been successfully uploaded, *CodeLabeller* automatically manages the corpus. During the labelling process, instead of assigning source files to users in either a random or fixed order, *CodeLabeller* prioritises assigning contributors to source files that currently have the smallest difference between the number of responses required, and the number of responses currently received. This allows for more source files to be fully labelled much earlier, thus avoiding the problems associated with the random labelling of larger source file corpora where it might take a longer time before any source file receives enough labels. At any time throughout the labelling process, source files can also be individually deactivated and be set to stop accepting further responses.

Contributors are presented with one Java source file at a time, and will be requested to indicate which design pattern (or a lack thereof) is featured in the code, their confidence level, and to write a brief summary about the code in the current file. The contributor will choose from a list of design patterns specified by the researchers⁵ who use *CodeLabeller*. When a contributor has identified a Java source file as containing a design pattern that has not been included in the list specified by the researcher, the contributor may manually type in the name of the unlisted design pattern. The contributor may additionally add other notes about the presented source file.

In all cases, contributors must specify how confident they are with the label and the explanations given for each response. This is important in addressing a common issue in crowdsourcing where contributors may come from different backgrounds and proficiency levels, and quality control of responses need to be ensured. The confidence level parameter attached to each response will allow researchers to easily identify contributors which are considered to be highly proficient (expert contributors), and to invite these individuals to participate in more labelling initiatives in the future. In addition, this enables machine learning classifiers to give higher weighting to the responses made by these expert contributors. The combined efforts lead to the construction of higher quality labelled datasets being produced at the end of a labelling initiative.

³The version of *CodeLabeller* available at <https://codelabeller.org> is a demonstration version which allows users to test out *CodeLabeller* by logging in with a temporary server-generated demonstration account. Otherwise, the functionality of both the demonstration and regular versions of *CodeLabeller* are exactly the same.

⁴https://www.cs.ubc.ca/labs/lci/bc3_annotation_sw.html, verified 19/11/2021

⁵Researchers are usually *CodeLabeller* users/contributors with administrator privileges.

Some source files may contain more than one design pattern. In this instance, the contributor will label the presented source file with the design pattern that they feel is (or possibly) most relevant. Additionally, the implementation of some design patterns (such as the Observer pattern) may involve more than one source file. If a presented source file forms part of an overall design pattern, contributors will label that file with the design pattern that it is part of. In this situation, *CodeLabeller* assists contributors by enabling them to navigate to other source files within the same project and view their respective code.

Upon submission of a response, *CodeLabeller* will then present the contributor with another source file, and the process repeats until the contributor has labelled all available source files. At any time, contributors may view all submitted responses and can go back to any previous response to review and update wherever necessary (see Figure 4). All response data are presented in tabular form and can be sorted, filtered and downloaded. *CodeLabeller* allows administrators to download CSV responses containing only responses that match their search/filter parameters.

3.4 Labelling Dashboard

Figure 2 shows *CodeLabeller*'s main page that consists of three major UI components. Contributors that have successfully logged in will be brought to the dashboard.

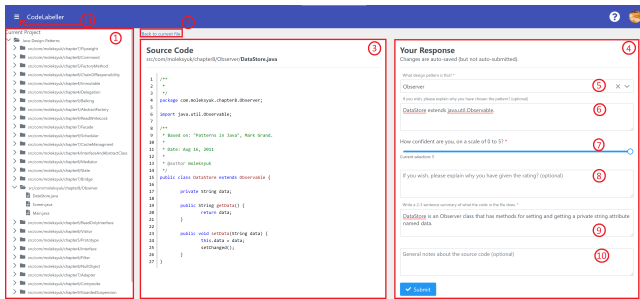


Figure 2: The labelling dashboard of *CodeLabeller*, showing project navigation, source code viewer, and response input panes.

Project navigation pane (1). As some design patterns may span over several source files, contributors may freely navigate and view any other source file within the same project where their currently assigned source file is located. When browsing another source file, contributors may also quickly return to their currently assigned source file (2). If required, the contributor may also temporarily hide this pane by clicking on the left menu button on the toolbar (11).

Source code viewer pane (3). The source code of the file which the contributor is currently browsing will be shown here. Contributors will see the full file path of the currently viewed source file, and the code displayed in this pane is syntax-highlighted. For lengthy source files containing many lines of code, the contributor may scroll through the code vertically and horizontally.

Response input pane (4). This is the main response area where contributors submit a new response for a source file that

they have not labelled before, or update an existing response for a previously labelled one. As mentioned in Section 3.2, any draft responses for the source file currently being labelled will automatically be saved locally on the contributor's web browser to avoid the loss of any work. Here, contributors select a design pattern (or a lack thereof) (5), explain why they have selected that option (6), provide their confidence level (7), explain why they have selected that confidence level (8), write a short summary of the features in the presented code (9), and provide any general notes for it (10).

3.5 Administration Dashboard

CodeLabeller also features a dashboard for administrators (Figure 3), which allows the administration of various aspects of the labelling process.

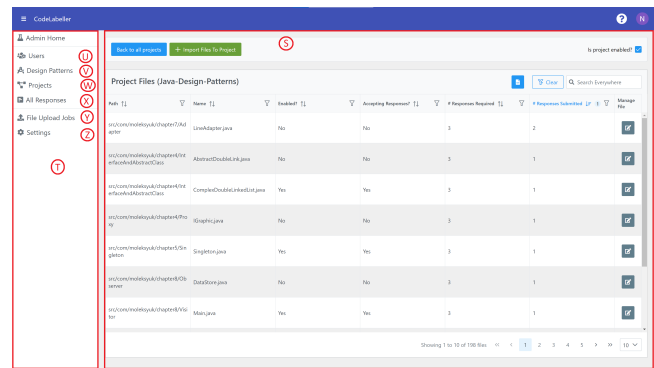


Figure 3: The administration dashboard for administrators, showing the file management functionality.

Administration functionality area (5). Once an administrator has selected an administrative functionality, the relevant user interface and controls for the selected functionality will appear here.

Administration navigation pane (1). Available administrative tasks include contributor/user management (U), design pattern management (V), project and source file upload/management (W), viewing/downloading all responses submitted by all contributors (X), and illustrated in Figure 4, viewing the status of project file uploads (Y), and managing other settings of *CodeLabeller* (Z).

3.6 "My Responses" Page

In Figure 4, contributors may view a table of all their submitted responses (A). The latest version of the response for each source file will be shown. A global search can be performed on all columns in the responses table (B), and each column may also be individually filtered (C). Responses can be sorted by one or more columns (D).

At any time, any applied filter, sorting, and search criteria can be cleared (E) and the current state of the responses table can be downloaded by contributors as a CSV file (F). Contributors may also navigate back to the labelling dashboard (Figure 2) to view/update any of their previously submitted responses (G).

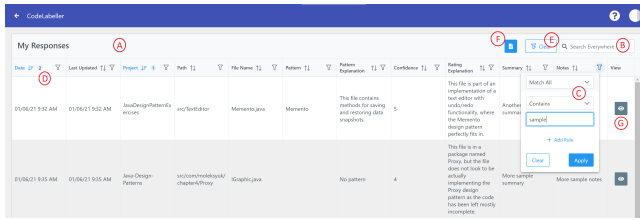


Figure 4: The "My Responses" page for a contributor, showing previously submitted responses, and other controls.

4 USAGE SCENARIOS AND BENEFITS

Apart from creating a labelled dataset for supervised learning methods, there are several scenarios that could benefit from the use of *CodeLabeller* such as for software engineering education, where it can serve as a practical platform. As an example, for students who are learning about design patterns, educators can upload source files containing known design patterns and request students to label these files as part of their formative and/or summative assessments. Educators will then be able to easily collect and collate student responses, thus facilitating a deeper insight into students' level of understanding.

The overall approach used by *CodeLabeller* can also be extended to bring benefits to other software engineering domains such as code reviews and effort estimation that require recruitment of expert groups to manually label various software artefacts such as bug reports, and the subsequent aggregation of these expert opinions.

5 EVALUATION

5.1 User Study

To qualitatively investigate whether *CodeLabeller* can accelerate the labelling process, we invite 8 expert raters that include software engineering doctoral students and staff members from the Faculty of Information Technology, Monash University, to participate in an online survey⁶. The participants are provided with a test corpus where they annotate them manually as well as through *CodeLabeller*. After the annotation, they participate in an online survey where they answer questions to evaluate the tool. About 60% of participants possess one to three years of programming experience in Java, while having sufficient object-oriented design pattern knowledge and usage experience. 87.5% of participants reported that *CodeLabeller* accelerates the labelling process when compared to manual labelling, and 75% of them identify that the tool is easy to use. We also find that 75% of participants claim that the navigability of the tool is clear, while they also claim that labelling using *CodeLabeller* is more accurate than labelling the projects manually. Finally, all participants expressed that they are satisfied with *CodeLabeller* and find it useful.

5.2 Practical Usage

To further examine the practicality of the *CodeLabeller* tool, we report an actual usage of the tool done in [6], where we employ *CodeLabeller* to assist in building a learning corpus of Java files for

the identification of design patterns. In the experiment, we found that the manual labelling process resulted in 15% incorrectly labelled instances of design patterns, involving a corpus containing 1300 Java files obtained from a corpus of opensource Java projects [1]. When relabelled using *CodeLabeller*, the design pattern instances are better identified by expert raters (low misclassification) and the labelling process is substantially accelerated. This results in higher accuracy of pattern identification by classifiers - from 73% (through manual labelling) to 81% (through *CodeLabeller*). To sum up, *CodeLabeller* aids in reducing the time and efforts needed to reach a consensus among raters, while improving the overall quality of the labelling outputs.

6 CONCLUSION AND FUTURE WORK

In this paper, we present *CodeLabeller*, a web-based tool that allows annotations for Java source files to be obtained on a crowd-sourced basis. These annotations can then be used in supervised machine learning efforts for automatically detecting design patterns in source code. Apart from using the tool to create a labelled dataset, it can also be used by educators to teach machine learning classification and software design in a classroom setting. In addition, researchers can use the tool to gather expert opinions and build estimations for software artefacts. For the next release of *CodeLabeller*, a few enhancements and extensions are being considered that are adding a section where contributors can add method summaries, navigate through code definitions by clicking on the file name and ability to add other software artefacts.

REFERENCES

- [1] ALLAMANIS, M., AND SUTTON, C. Mining Source Code Repositories at Massive Scale using Language Modeling. In *The 10th Working Conference on Mining Software Repositories* (2013), pp. 207–216.
- [2] HAUTAMÄKI, J. *Pattern-based tool support for frameworks: Towards architecture-oriented software development environment*. 2005.
- [3] KUCHANA, P. *Software architecture design patterns in Java*. CRC Press, 2004.
- [4] MORENO, L., AND MARCUS, A. Jstereotype: automatically identifying method and class stereotypes in java code. In *Proceedings of the 27th IEEE/ACM International Conference on Automated Software Engineering* (2012), pp. 358–361.
- [5] MURRAY, G., AND CARENINI, G. Summarizing spoken and written conversations. In *Proceedings of the 2008 Conference on Empirical Methods in Natural Language Processing* (2008), pp. 773–782.
- [6] NAZAR, N., ALETI, A., AND ZHENG, Y. Feature-based software design pattern detection. *arXiv preprint arXiv:2012.01708* (2021).
- [7] NAZAR, N., JIANG, H., GAO, G., ZHANG, T., LI, X., AND REN, Z. Source code fragment summarization with small-scale crowdsourcing based features. *Frontiers of Computer Science* 10, 3 (2016), 504–517.
- [8] PRECHELT, L., UNGER-LAMPRECHT, B., PHILIPPSEN, M., AND TICHY, W. F. Two controlled experiments assessing the usefulness of design pattern documentation in program maintenance. *IEEE Transactions on Software Engineering* 28, 6 (2002), 595–606.
- [9] RASTKAR, S., MURPHY, G., AND MURRAY, G. Automatic summarization of bug reports. *IEEE Transactions on Software Engineering* 40, 4 (2014), 366–380.
- [10] RASTKAR, S., MURPHY, G. C., AND MURRAY, G. Summarizing software artifacts: a case study of bug reports. In *2010 ACM/IEEE 32nd International Conference on Software Engineering* (2010), vol. 1, pp. 505–514.
- [11] SCANNIELLO, G., GRAVINO, C., RISI, M., TORTORA, G., AND DODERO, G. Documenting design-pattern instances: A family of experiments on source-code comprehensibility. *ACM Transactions on Software Engineering and Methodology (TOSEM)* 24, 3 (2015), 1–35.
- [12] ZANONI, M., FONTANA, F. A., AND STELLA, F. On applying machine learning techniques for design pattern detection. *Journal of Systems and Software* 103 (2015), 102–117.
- [13] ZHANG, H., AND LIU, S. Java source code static check eclipse plug-in based on common design pattern. In *Software Engineering (WCSE), 2013 Fourth World Congress on* (2013), pp. 165–170.

⁶The anonymous survey results are shared in the Git repository.