

SAS: Self-Augmented Strategy for Language Model Pre-training

Yifei Xu^{1*}, Jingqiao Zhang^{2*}, Ru He^{2*}, Liangzhu Ge^{2*},
Chao Yang², Cheng Yang², Ying Nian Wu¹

¹ University of California, Los Angeles, ² Alibaba Group
fei960922@ucla.edu, {jingqiao.zhang, ru.he, liangzhu.glz,
xiuxin.yc, charis.yangc}@alibaba-inc.com, ywu@stat.ucla.edu

Abstract

The core of a self-supervised learning method for pre-training language models includes the design of appropriate data augmentation and corresponding pre-training task(s). Most data augmentations in language model pre-training are context-independent. The seminal contextualized augmentation recently proposed by the ELECTRA requires a separate generator, which leads to extra computation cost as well as the challenge in adjusting the capability of its generator relative to that of the other model component(s). We propose a self-augmented strategy (SAS) that uses a single forward pass through the model to augment the input data for model training in the next epoch. Essentially our strategy eliminates a separate generator network and uses only one network to generate the data augmentation and undertake two pre-training tasks (the MLM task and the RTD task) jointly, which naturally avoids the challenge in adjusting the generator’s capability as well as reduces the computation cost. Additionally, our SAS is a general strategy such that it can seamlessly incorporate many new techniques emerging recently or in the future, such as the disentangled attention mechanism recently proposed by the DeBERTa model. Our experiments show that our SAS is able to outperform the ELECTRA and other state-of-the-art models in the GLUE tasks with the same or less computation cost.

1 Introduction

In recent years, language model pre-training has achieved enormous success in various natural language processing (NLP) downstream tasks, largely due to the innovations in data augmentation and the corresponding pre-training tasks. Especially, the BERT model (Devlin et al., 2018) is a milestone, which augments each input sequence by randomly masking a proportion (typically 15%) of tokens and then undertakes the masked language model (MLM) task by recovering each of these masked tokens out of the vocabulary from the augmented input. Since the BERT’s success, many methods refine or extend the BERT by adding or varying data augmentation and/or the pre-training tasks. For example, the RoBERTa (Liu et al., 2019) empirically shows that dynamically masking tokens boosts BERT’s performance, while pairing sentences and undertaking the corresponding next sentence prediction (NSP) task does not; the SpanBERT (Joshi et al., 2019) masks spans of tokens in each input sequence and then uses two boundary tokens of each masked span to predict each token in the span; the StructBERT (Wang et al., 2019) shuffles a proportion of the unmasked trigrams in each input sequence and then re-constructs the right order of these shuffled tokens; the XLNet (Yang et al., 2019) permutes the token index order in each input sequence and then autoregressively predicts the ending tokens in each given order; the UNILM (Dong et al., 2019) employs three different

*Equal contribution.

self-attention masks to augment the data in three different ways so that unidirectional, bidirectional and sequence-to-sequence LM tasks can be performed together; the ERNIE (Sun et al., 2019) uses prior knowledge to enhance its data augmentation by phrase-level masking and entity-level masking; the CLEAR (Wu et al., 2020) generates a pair of augmented sentences from each input sentence using four augmentation methods (words deletion, spans deletion, synonym substitution and reordering) and then performs a sentence-level contrastive learning task to minimize the distance between augmented sentences coming from the same original sentence, in addition to the MLM task. All these models, however, use context-independent data augmentation, in the sense that the augmentation does not take the input context into account.

Recently, the ELECTRA (Clark et al., 2020b) model is proposed to construct contextualized data augmentation. It trains a generator to provide plausible tokens to replace a proportion (typically 15%) of the original tokens according to the input context, and also trains a discriminator to classify whether each token in the augmented input is a replaced token or not, as known as replaced token detection (RTD) pre-training task. After the pre-training, the learned generator is discarded and the learned discriminator is fine-tuned for various downstream NLP tasks. The ELECTRA has shown its impressive advantages over MLM-based models in the downstream NLP tasks under the same computation constraints, especially when a model size is small. Since the ELECTRA model needs to train two separate neural networks (i.e., generator and discriminator) side by side, however, maintaining the appropriate level of ability of the generator relative to that of the discriminator during the training is challenging. When the generator becomes stronger than the discriminator could deal with, these generated over-challenging tokens will prevent the effective learning of the discriminator. Learning two separate networks inside the ELECTRA also naturally leads to extra computation cost, which is another drawback of the ELECTRA.

To address the ELECTRA’s disadvantages, we propose the self-augmented strategy (SAS) that uses only one neural network to provide the contextualized data augmentation for its own use in the next epoch during the training.² The SAS network includes two light-weight heads (MLM head and RTD head) on the top of one common heavy-weight transformer encoder (Vaswani et al., 2017). Such a structure is able to automatically adjust the relative difficulty of the generated tokens from the MLM head while it is jointly undertaking both MLM task and RTD task. As a result, our SAS can achieve higher downstream GLUE scores (Wang et al., 2018) than the ELECTRA using the same or less computation cost. Thus, in terms of computation efficiency and parameter efficiency, our SAS is superior to the ELECTRA, even though the ELECTRA has considerably outperformed its previous state-of-the-art models. Additionally, because our SAS is a simple and general framework, it is able to easily incorporate many other techniques emerging recently or in the future. For example, we will show that our SAS can seamlessly incorporate the disentangled attention mechanism proposed by the DEBERTa He et al. (2020) to further improve its performance.

The advantages of our SAS can be summarized as follows.

- Compared to other self-supervised methods such as the ELECTRA which generate the contextualized data augmentation, the SAS does not have a separate generator network and jointly perform two pre-training tasks, which naturally avoids the challenge in balancing the capability of the generator and that of other model components.
- Our SAS naturally absorbs the computation cost related to the generator, so that the computation efficiency is considerably increased.
- By seamlessly incorporating the disentangled attention mechanism, the SAS is able to significantly outperform the previous state-of-the-art models in the GLUE tasks using the same or less computation cost.

2 Related Work

Pre-trained Language Models As introduced in Section 1, many pre-trained language models have emerged with new performance records in many downstream NLP tasks in the last three years. Among them, the ELECTRA (Clark et al., 2020b) distinguishes itself from previous models and inspires our SAS model, since it proposes to train a generator to generate the contextualized data augmentation and

²Note that in this paper we focus our SAS on the field of NLP, though our SAS is a general framework that can also be applied to many other domains such as computer vision and pattern recognition.

then train a separate discriminator to perform the RTD task. The Electric model is later also proposed by Clark et al. (2020a), which is a energy based model to perform the cloze task (Taylor, 1953) using the noise-contrastive estimation (Gutmann and Hyvärinen, 2012). The Electric model is particularly effective at producing likelihood scores for text but slightly underperforms the ELECTRA on the GLUE tasks. However, the Electric model also needs a separate network to provide noise distribution in order to generate the contextualized data augmentation. The MC-BERT model is proposed by Xu et al. (2020b) to replace the RTD binary classification task in the ELECTRA with a multi-class classification task so that richer semantic information can be captured. While the MC-BERT performs on a par with the ELECTRA, it also needs a separate network called meta controller to generate a multi-class candidate set for each token as contextualized data augmentation. While working on our paper, we notice that the COCO-LM (Meng et al., 2021) have been recently proposed to improve the ELECTRA by using two new pre-training tasks called Corrective Language Modelling and Sequence Contrastive Learning tasks. In particular, the Corrective Language Modelling task in the COCO-LM refines the All-Token MLM task studied by Clark et al. (2020b) and essentially also jointly learns the RTD task and MLM task by using the combination of two explicit loss objectives, just as our SAS. However, the COCO-LM still relies on a separate generator network to generate the augmented sequence for its two tasks which leads to more computation costs. In contrast, our proposed SAS eliminates the requirement of a separate generator network and achieves higher computation efficiency. Another recent work related to our SAS is the DeBERTa model (He et al., 2020), which computes the attention weights among tokens using disentangled matrices on two separate vectors (content vector and relative position vector) of each token. Because our SAS is a general framework, it can seamlessly incorporate such a disentangled attention mechanism in the DeBERTa to further improve its performance, as will be shown in Section 4.

Teacher-student Mechanism Our SAS method can be viewed from the perspective of the teacher-student mechanism, a mechanism of using the knowledge of a teacher model to facilitate the learning process of a student model. In essence, our SAS method uses the student model in the previous epoch during the pre-training as a teacher to generate the contextualized input data augmentation to help the student’s learning.

The teacher-student mechanism has been widely used in knowledge distillation (Hinton et al., 2015), where soft labels generated from a teacher is (linearly) combined with hard (one-hot) labels observed from the data to serve as the ultimate label to supervise the learning of a student. The size of a student could be either smaller than or the same as that of a teacher. Sanh et al. (2019) show using the original BERT as a teacher their DistilBERT (student) model is able to remain 97% of the teacher’s performance in the downstream GLUE tasks, while the size of the student is only 60% of that of the teacher. When a student has the same size as its teacher during the knowledge distillation, however, the advantages of the student over the teacher have been empirically shown in recent research. For example, Kim et al. (2020) show the benefits of their Teacher-free Knowledge Distillation method by using a pre-trained first-generation model as a teacher, while Yuan et al. (2020) show the gains of their Self-knowledge Distillation method by using a (student) model itself in the previous epoch during the training as a teacher.

In recent years, the teacher-student mechanism has also been used to obtain state-of-the-art results in semi-supervised settings. Laine and Aila (2016) propose Temporal Ensembling method to use an EMA (exponential moving average) of the output predictions of the model in the previous epochs as a teacher prediction to constitute the consistency loss component for each data instance, in addition to the cross-entropy loss component for each labeled data instance. Tarvainen and Valpola (2017) propose to use an EMA of parameter values (i.e., weights) of (student) model to construct a mean teacher for the consistency loss component for each data instance.

Curriculum Learning and Self-paced Learning Curriculum learning and self-paced learning have increasingly attracted attention in machine learning. Both of them generally claim that starting learning with easier data and then gradually taking more complex or difficult data into consideration helps the learning process. There are some notable works that intend to use them in various NLP tasks (Wan et al., 2020; Xu et al., 2020a). Our SAS model naturally provides a curriculum for itself to learn through MLM and RTD tasks. In essence, our model can be regarded as a combination of the two learning strategies which adaptively generate augmented data for better learning. This kind of idea dates back to the work of Jiang et al. (2015), which is a pioneer of combining curriculum learning and self-paced learning.

3 Method

3.1 General SAS Framework

In this subsection, we formulate the self-augmented strategy (SAS) as a general framework that can be applied to various domains.

In supervised learning, each data instance has both feature x_i and its corresponding label y_i . In self-supervised learning such as language model pre-training, since there is no label in the training dataset, a input pair of \tilde{x}_i and label \tilde{y}_i is constructed by an augmentation process q from the original data instance $x_i \sim \mathcal{X}$. The augmentation process can be a model-based generator q_τ with a parameter vector τ , so that the augmented dataset is $\tilde{\mathcal{X}} = \{[\tilde{x}_i, \tilde{y}_i] = q_\tau(x_i) | x_i \sim \mathcal{X}; i \in \{1, \dots, n\}\}$. As shown in Figure 1(a), f_θ is the representation network (encoder) we want to train and g_φ is a light-weighted discrimination head for the discrimination task. In a forward pass, the generator and encoder are used sequentially. A model-based generator q_τ usually is a heavy-weighted network.

In SAS, we eliminate the generator in augmentation. Instead, we absorb the augmented generation into the forward pass in the previous epoch and design a light-weighted generation head q_τ built on top of the encoder f_θ . A general flow is shown in Figure 1 (b).

In the first epoch, the augmented data is generated by a cold-start prior distribution q_0^c . In the $(t+1)$ 'th epoch for $t \geq 1$, the augmented data is the output of the previous epoch: $[\tilde{x}^{t+1}, \tilde{y}^{t+1}] \sim q_\tau^{\{t\}}(h^{t+1})$. During the training, while g_φ is updated from the generation loss and q_τ is updated from the discrimination loss, the encoder f_θ is updated from both losses.

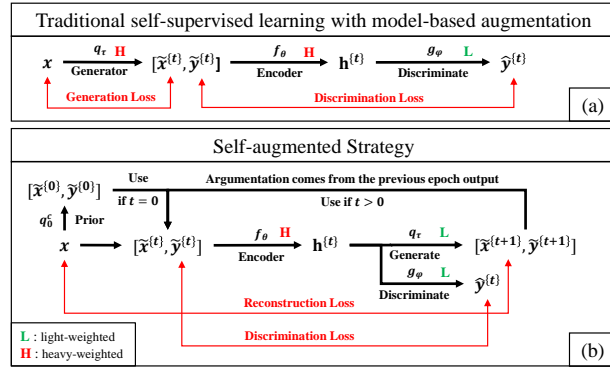


Figure 1: The comparison between traditional the self-supervised learning with model-based augmentation and the self-augmented strategy

3.2 SAS in Language Model Pre-training

Now we describe the details of our SAS in the context of language model pre-training. Our SAS has only one neural network, which includes two light-weight heads on the top of one common heavy-weight transformer encoder. Thus, our SAS model is able to simultaneously undertake both the MLM task and the RTD task. A workflow of the SAS is demonstrated in Figure 2.

For an instance $x = (x_1, x_2, \dots, x_k)$ in the pre-training dataset \mathcal{X} , in the t 'th epoch of the pre-training process, our SAS randomly chooses a selection set $S^{\{t\}}$ with $\lceil 0.15 \cdot k \rceil$ position indexes in it, just as the BERT and the ELECTRA. Then our SAS generates the corresponding augmented input instance $\tilde{x}^{\{t\}} = (\tilde{x}_1^{\{t\}}, \tilde{x}_2^{\{t\}}, \dots, \tilde{x}_k^{\{t\}})$ from the given instance x as follows,

$$\begin{cases} \tilde{x}_i^{\{t\}} = x_i & i \notin S^{\{t\}} \\ \tilde{x}_i^{\{t\}} \sim p^{\{t-1\}} & i \in S^{\{t\}} \end{cases} \quad (1)$$

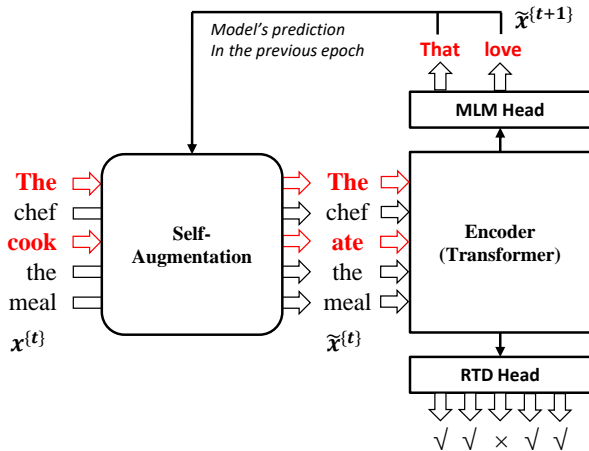


Figure 2: Workflow of SAS in language model pre-training.

In other words, we keep token x_i unchanged for $i \notin S^{\{t\}}$ and sample a token from a token generating distribution $p^{\{t-1\}}$ to replace x_i if its index i is in $S^{\{t\}}$.

In the first epoch, we set $p^{\{0\}}$ as a cold-start token generating distribution, such as the uniform distribution or the (token-frequency based) unigram distribution. Starting from the second epoch, the distribution $p^{\{t-1\}}$ is the contextualized token generating distribution $p_{\theta, \tau}^{\{t-1\}}(x_i | \tilde{\mathbf{x}}^{\{t-1\}})$, which is actually the full softmax function output computed for the MLM task in the SAS model in the $(t-1)$ 'th epoch:

$$p_{\theta, \tau}^{\{t\}}(x_i | \tilde{\mathbf{x}}^{\{t\}}) = \frac{\exp\{e(x_i)^T q_\tau(f_\theta(\tilde{\mathbf{x}}^{\{t\}}))_i\}}{\sum_{x' \in V} \exp\{e(x')^T q_\tau(f_\theta(\tilde{\mathbf{x}}^{\{t\}}))_i\}}, \quad (2)$$

where $e(x_i)$ is the static embedding of token x_i , f_θ represent the encoder with parameter vector θ which outputs a sequence of k contextualized representation vectors from the given augmented input $\tilde{\mathbf{x}}$, q_τ is the MLM head with parameter vector τ which generates a sequence of k representation vectors for the MLM task, and V is the vocabulary. Essentially, the SAS model itself in the $(t-1)$ 'th epoch serves as a teacher to provide the input augmentation for its own learning in the t 'th epoch.

The loss of the MLM task given the instance \mathbf{x} in the t 'th epoch is

$$\mathcal{L}_{mlm}^{\{t\}}(\mathbf{x}; \theta, \tau) = -\mathbb{E} \left[\sum_{i \in S^{\{t\}}} \log p_{\theta, \tau}^{\{t\}}(x_i | \tilde{\mathbf{x}}^{\{t\}}) \right]. \quad (3)$$

Since the distribution $p^{\{t\}}(x_i | \tilde{\mathbf{x}}^{\{t\}})$ is naturally generated from the MLM head during the forward process of each instance \mathbf{x} in the t 'th epoch, we sample $\tilde{x}_i^{\{t+1\}}$ from $p^{\{t\}}(x_i | \tilde{\mathbf{x}}^{\{t\}})$ for every $i \in S^{\{t+1\}}$ for the instance and then store $\tilde{x}_i^{\{t+1\}}$ in memory for the augmentation usage in the $(t+1)$ 'th epoch.

In the t 'th epoch, for each position $i \in \{1, 2, \dots, k\}$, the RTD task is to classify whether the corresponding token in the augmented input $\tilde{\mathbf{x}}^{\{t\}}$ is a replaced token or not. The corresponding classification probability is

$$D(\tilde{\mathbf{x}}^{\{t\}})_i = \sigma(g_\varphi(f_\theta(\tilde{\mathbf{x}}^{\{t\}}))_i), \quad (4)$$

where σ is the logistic sigmoid, g_φ is the RTD head function with parameter vector φ to generate a sequence of k representation vectors for the RTD task, and f_θ is the same encoder function used in Eq. (2). Note that sharing f_θ between Eq. (2) and Eq. (4) indicates that only one forward pass through the encoder is needed. This largely reduces the computation cost, in contrast to the ELECTRA's separate forward passes in two neutral networks.

Eq. (4) leads to the loss of the RTD task given the instance \mathbf{x} in the t 'th epoch as

$$\mathcal{L}_{rtd}^{\{t\}}(\mathbf{x}; \theta, \varphi) = -\mathbb{E} \left[\sum_{j=1}^k y_j^{\{t\}} \log D(\tilde{\mathbf{x}}^{\{t\}})_j + (1 - y_j^{\{t\}}) \log(1 - D(\tilde{\mathbf{x}}^{\{t\}})_j) \right], \quad (5)$$

where $y_j^{\{t\}} = 1$ if $\tilde{x}_j^{\{t\}} = x_j$, $y_j^{\{t\}} = 0$ otherwise.

Finally, we train the SAS model by minimizing the following combined loss with some standard optimizer (such as ADAM):

$$\sum_{\mathbf{x} \in \mathcal{X}} \mathcal{L}_{mlm}^{\{t\}}(\mathbf{x}; \theta, \tau) + \lambda^{\{t\}} \mathcal{L}_{rtd}^{\{t\}}(\mathbf{x}; \theta, \varphi), \quad (6)$$

where $\lambda^{\{t\}}$ is the RTD loss (relative) weight which has the flexibility of varying across different epochs. The joint-task learning with the above objective which explicitly combines two losses shown in Eq. (3) and Eq. (5), along with one shared encoder structure in the SAS, naturally avoid the learning obstacles from the over-challenging replaced tokens.

4 Experiments

4.1 Experimental Setup

Pre-training Details Our implementation³ is based on Huggingface Transformers 4.3 framework (Wolf et al., 2020). We include the ELECTRA, the DeBERTa as well as the BERT as the competing models. Under the current constraints of computation resource, we focus on the small models and the base models which have been extensively studied and compared by Clark et al. (2020b), so that we set architectures and hyperparameters of these models aligned with the corresponding ELECTRA’s. For each competing model, we implement it by largely re-using its corresponding code from Huggingface Transformers (Wolf et al., 2020), if its pre-trained checkpoint has not been publicly released by its authors. For all the experiments, our pre-training data is the same data as BERT, ELECTRA-Small and ELECTRA-Base, which consists of 3.3 Billion tokens from Wikipedia and BooksCorpus datasets.

For fair comparison, we follow Clark et al. (2020b) to use FLOPs (floating point operations) to measure computation usage (since FLOPs is a measure agnostic to the particular hardware, low-level optimizations and so on). We reuse the FLOPs computation code⁴ released from Clark et al. (2020b) so that we essentially take the exactly same assumption made by Clark et al. (2020b).

Some details of the experimented models are as follows.

- **ELECTRA**: We implement the ELECTRA and pre-train the ELECTRA-Base using the exactly same hyperparameter values as Clark et al. (2020b). We pre-train the ELECTRA-Small using the same hyperparameter values as Clark et al. (2020b) except the settings related to the batch size. For the ELECTRA-Small model as well as all the other small models, we use batch size 512 and 0.25M pre-training steps instead of batch size 128 and 1M pre-training steps used in ELECTRA-Small, and we also double the learning rate according to the larger batch size.⁵ As a reference point, we also include the ELECTRA-Small++ whose pre-trained model checkpoint is publicly released by Clark et al. (2020b). Note that the ELECTRA-Small++ uses 18x training FLOPs compared to the ELECTRA-Small because it is pre-trained much longer by Clark et al. (2020b) with much larger data and its sequence length is quadrupled.
- **DeBERTa**: We implement the DeBERTa and also adopt the idea of sharing the projection matrices between relative position embedding and content embedding in all the attention layers proposed by He et al. (2020). We witness that such a sharing does retain the model performance on the small and base models while reducing the number of model parameters.
- **BERT**: For the BERT-Base, we use its model checkpoint publicly released by Devlin et al. (2018). We implement our BERT-Small and set its embedding size the same as its hidden size⁶, according to the convention of the BERT models. Our BERT-Small setting makes its FLOPs similar to that of ELECTRA-Small when the training steps are the same, so that a fair comparison of their performance be made directly.

SAS: We experiment three SAS settings:

- SAS denotes the SAS setting with its default weight scheduler which epoch-wisely increases the RTD loss weight $\lambda^{\{t\}}$ from 50 to 200 during the pre-training.
- SAS^c denotes the SAS setting that RTD loss weight $\lambda^{\{t\}}$ is a constant value 50.
- SAS^{DA} denotes the SAS setting that the disentangled attention mechanism is incorporated.

Among all the SAS settings, we set the (token-frequency based) unigram distribution as the cold-start token generating distribution since our experimental results (in the appendix) show that the unigram distribution and uniform distribution work equally well for our SAS.

Downstream Tasks We evaluate our model on the General Language Understanding Evaluation (GLUE) benchmark (Wang et al., 2018).

³We will release our code and pre-trained models after our paper is published.

⁴See https://github.com/google-research/electra/blob/master/flops_computation.py

⁵We observe that such a change is able to significantly reduce the pre-training time without degrading the model performance.

⁶Clark et al. (2020b) defines a different BERT-Small setting where its embedding size is decreased to half of its hidden size.

GLUE contains a variety of tasks covering natural language inference tasks MNLI (Williams et al., 2017), RTE (Giampiccolo et al., 2007), and QNLI (Rajpurkar et al., 2016); semantic similarity tasks MRPC (Dolan and Brockett, 2005), QQP (Iyer et al., 2017), and STS-B (Cer et al., 2017); sentiment classification task SST-2 (Socher et al., 2013); and linguistic acceptability classification CoLA (Warstadt et al., 2019). See Appendix for more details on the GLUE tasks. Our evaluation metrics are the average of Spearman correlation and Pearson correlation for STS-B, Matthews correlation for CoLA, the average of MNLI-match accuracy and MNLI-mismatch accuracy for MNLI, and accuracy for other GLUE tasks. We also take the average of metrics of these eight GLUE tasks, denoted by Score 8, as the overall performance metric on these tasks. All the GLUE scores are on the Dev set.

Fine-tuning Procedure For the fine-tuning of GLUE, we add simple linear classifiers on top of the encoder of a pre-trained model. We observe the performance score of the fine-tuned model has a large variance for these GLUE tasks with small data sizes (such as CoLA, MRPC, STS-B and RTE). Thus, we adopt the following two methods to reduce the variance of the score of these tasks. First, we follow the strategy proposed in the papers (Mosbach et al., 2020; Zhang et al., 2020; Dodge et al., 2020) to train more epochs with small learning rates for these small tasks. Second, we fine-tune using multiple random seeds for these tasks with a small data size and obtain the average score across the random seeds. Please refer to the appendix for the detailed fine-tuning hyperparameter values.

For base models, we pre-train each model once and then use the above fine-tuning strategy to obtain the score of each GLUE task. For some small models, we still observe non-negligible variance of the resulting scores, so that we pre-train each small model using five different random seeds and the finally reported score of each task is the average score across the five pre-trained model checkpoints.

4.2 Overall Comparison Results

In this section, we show the comparison results among our SAS model and its competing models.

The performance comparison results among the small models are shown in Table 1. In the table, the second column shows the training FLOPs of each model, and the third column lists the mean and the standard deviation of GLUE Score 8 for each model across five independent pre-training checkpoints. As for the three competing models, the table shows that both the ELECTRA-Small and the DeBERTa-Small outperform the BERT-Small in terms of Score 8. Even if the BERT-Small model increases its pre-training steps from 250K to 375K, denoted by BERT-Small-1.5x in the table, it still is worse than the ELECTRA-Small though it performs similar to the DeBERTa-Small. The ELECTRA-Small++ has its Score 8 larger than that of the ELECTRA-Small by 2.37% (82.05 vs. 80.15), which is similar to the improvement ratio 2.18% shown in Table 8 provided by Clark et al. (2020b). Note that even though the DeBERTa-Small has a much higher MNLI score than the ELECTRA-Small, the ELECTRA-Small has better overall performance (i.e., higher mean of Score 8) than the DeBERTa-Small, which shows the advantage of the ELECTRA in small models emphasized by Clark et al. (2020b).

However, for small models, our proposed SAS model can achieve even better performance than the ELECTRA by using fewer FLOPs. The mean of Score 8 of the SAS with the constant weight strategy for the RTD loss (denoted by SAS^c-Small) is 1.15 point higher than that of the ELECTRA-Small, while the mean of Score 8 of the SAS with the epoch-wise weight increasing strategy (denoted by SAS) is 1.46 point higher than that of the ELECTRA-Small.

Model	Train FLOPs	Score 8 mean \pm std	CoLA	SST-2	MRPC	STS-B	QQP	MNLI	QNLI	RTE
BERT-Small	1.274e18	79.10 \pm 0.07	49.69	90.14	84.64	86.04	89.51	80.00	86.84	65.94
BERT-Small-1.5x	1.911e18	79.55 \pm 0.09	51.80	90.37	84.07	86.04	89.80	80.20	86.58	67.51
ELECTRA-Small	1.294e18	80.15 \pm 0.10	55.93	88.53	85.70	86.44	90.13	80.05	88.38	66.06
<i>ELECTRA-Small++*</i>	<i>2.403e19</i>	<i>82.05</i>	<i>58.37</i>	<i>91.40</i>	<i>87.01</i>	<i>87.95</i>	<i>90.54</i>	<i>82.52</i>	<i>88.93</i>	<i>69.68</i>
DeBERTa-Small	1.381e18	79.52 \pm 0.43	49.51	89.91	86.68	86.29	90.26	81.51	87.78	64.26
SAS ^c -Small	1.279e18	81.30 \pm 0.13	59.52	89.60	87.17	87.27	90.20	81.54	88.67	66.43
SAS-Small	1.279e18	81.61 \pm 0.03	60.49	90.08	87.01	87.32	90.11	81.37	88.47	68.05
SAS ^{DA} -Small	1.385e18	82.14\pm0.22	62.35	90.55	87.55	87.52	90.60	82.20	88.71	67.65

*: The ELECTRA-Small++ is the pre-trained model publicly released by Clark et al. (2020b). It uses 18x training FLOPs compared to the ELECTRA-Small.

Table 1: Comparison of small models on the GLUE dev set.

Furthermore, our SAS with the disentangled attention mechanism incorporated can have its mean of Score 8 higher than ELECTRA-Small++’s Score 8 by using only 5.76% FLOPs of the ELECTRA-Small++⁷. The disentangled attention mechanism embraced by our SAS is able to improve the mean of Score 8 by 0.65% (from 81.61 to 82.14). This is larger than its 0.53% improvement ratio on the basis of the BERT (from 79.10 to 79.52), which shows that the SAS can effectively realize the value of the disentangled attention mechanism. The table also shows that DeBERTa-Small and SAS^{DA}-Small which both involve the disentangled attention mechanism have larger standard deviation than other models. This might be because the disentangled attention mechanism needs larger data (such as the data used by He et al. (2020)) to stably achieve its functionality.

The comparison results on base models are shown in Table 2. In the first column of the table, we provide each model with its corresponding pre-training steps and we ensure that the FLOPs of our SAS is no larger than that of any other competitor. The table shows that among base models SAS^{DA}-Base⁸ (our SAS with the disentangled attention mechanism incorporated) is able to achieve the higher mean of Score 8 than all the three competing models using 6.226e19 training FLOPs, the smallest FLOPs among all the models⁹.

Model	Train FLOPs	Score 8	CoLA	SST-2	MRPC	STS-B	QQP	MNLI	QNLI	RTE
<i>BERT-Base (1M)*</i>	<i>6.430e19</i>	<i>83.06</i>	<i>60.07</i>	<i>92.09</i>	<i>85.29</i>	<i>89.22</i>	<i>91.27</i>	<i>83.99</i>	<i>91.43</i>	<i>71.12</i>
ELECTRA-Base (766K)	6.426e19	85.46	65.53	91.28	89.95	90.33	91.65	85.49	91.85	77.62
DeBERTa-Base (1M)	7.443e19	83.97	58.46	93.23	88.97	89.36	91.37	85.53	91.52	73.29
SAS ^{DA} -Base (833K)	6.226e19	85.60	66.56	93.35	88.73	90.05	91.73	86.49	91.74	76.17

*:The BERT-Base is the model publicly released by Devlin et al. (2018).

Table 2: Comparison of base models on the GLUE dev set.

4.3 Ablation Study

To investigate the contributions of different components in SAS, we design the following variations:

- Unig-MLM denotes a variant from the BERT which replaces each of the selected tokens with a token sampled from the (token-frequency based) unigram distribution instead of the [MASK] token.
- Unig-MLM-SAS denotes a variant from our SAS model which adopts our SAS to perform only MLM task instead of two combined tasks.
- Unig-MLM-RTD^c denotes a model which always replaces each of selected tokens with a token sampled from the unigram distribution, and performs both the MLM task and RTD task, with the constant weight 50 for RTD loss.
- Unig-MLM-RTD denotes a model which always replaces each of selected tokens with a token sampled from the unigram distribution, and performs both the MLM task and RTD task, with the epoch-wise weight increasing strategy (from 50 to 200) for RTD loss.

Model	Score 8 mean \pm std	CoLA	SST-2	MRPC	STS-B	QQP	MNLI	QNLI	RTE
MASK-MLM (BERT)	79.10 \pm 0.12	49.69	90.14	84.64	86.04	89.51	80.00	86.84	65.94
Unig-MLM	79.00 \pm 0.07	49.61	90.06	84.97	85.43	89.42	80.11	86.93	65.46
Unig-MLM-SAS	79.38 \pm 0.36	49.94	89.72	86.13	85.48	89.69	80.34	87.43	66.28
Unig-MLM-RTD ^c	80.43 \pm 0.14	59.28	89.37	85.46	85.47	89.87	80.50	88.17	65.34
Unig-MLM-RTD	80.40 \pm 0.15	59.96	89.53	85.05	85.36	89.76	80.56	87.97	64.98
SAS ^c	81.30 \pm 0.13	59.52	89.60	87.17	87.27	90.20	81.54	88.67	66.43
SAS	81.61 \pm 0.03	60.49	90.08	87.01	87.32	90.11	81.37	88.47	68.05

Table 3: Ablation study on small models on the GLUE dev set.

Table 3 summarizes the results on the small models. First, there is a slight (0.1 point) decrease in the mean of Score 8 when we change the special [MASK] token into a token sampled from unigram

⁷The pre-training time of our SAS^{DA}-Small is about 37.5 hours under 1 V100 GPU.

⁸The pre-training time of our SAS^{DA}-Base is about 7.7 days under 8 V100 GPUs.

⁹We notice that the advantage of our SAS^{DA}-Base over the ELECTRA-Base becomes small (only 0.14 point in terms of the mean of Score 8), which indicates that there should be room to further improve the current SAS.

distribution for the BERT model, which indicates the reason that the BERT uses the special [MASK] token despite its mismatch with the fine-tuning data. Second, when we use the SAS to conduct only MLM task, it only increases the mean of Score 8 from 79.10 to 79.38 compared to the BERT, which indicates that the MLM task alone cannot fully utilize the self-augmented data to learn a better model. Third, by comparing Unig-MLM to Unig-MLM-RTD (or Unig-MLM-RTD^c), we observe that a big (about 1.4 point) increase in the mean of Score 8 comes from adding the RTD task with the MLM task. Such a big increase is mainly due to the improvement in CoLA’s score which alone contributes more than a 1.2 point increase in the mean of Score 8. This indicates that adding the RTD task along with the data augmented from the fixed unigram distribution can greatly help the syntactic task (CoLA) but not other semantic tasks in GLUE. Finally, by comparing Unig-MLM-RTD (or Unig-MLM-RTD^c) to SAS (or SAS^c), we see another big increase in the mean of Score 8, which comes from the improvement in both the syntactic task (CoLA) and other semantic tasks such as MNLI. This shows that the SAS can further improve various tasks comparing to the input data argumentation from the fixed unigram distribution. The effect of the weight strategy for the RTD loss can also be seen from Table 3. By comparing SAS^c to SAS, we see that CoLA’s score can have a further increase when the epoch-wise weight increasing strategy gradually puts more emphasis on the RTD task.

4.4 Pre-Training Efficiency

To investigate the convergence of pre-training, in Figure 3 we plot the GLUE Score 8 with respect to the number of pre-training steps for the BERT-Small, the ELECTRA-Small and the SAS-Small. For each model, we save a checkpoint every 25K pre-training steps (i.e., 0.5 epoch), and then fine-tune the checkpoint on each GLUE task and finally report Score 8 across the tasks. The figure clearly shows that while the ELECTRA-Small is better than the BERT-Small consistently during the whole pre-training process, our SAS further outperforms the ELECTRA-Small consistently after the first (cold-start) epoch.

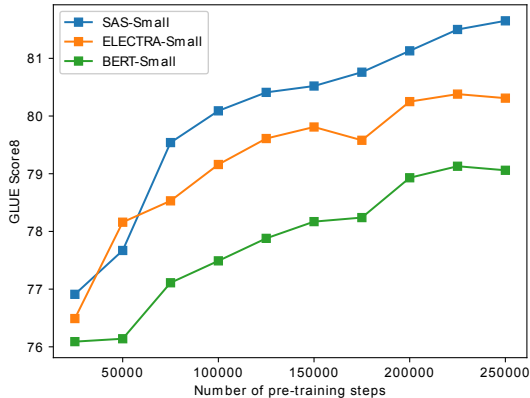


Figure 3: Pre-training performance curve between SAS model and its counterparts on the GLUE development set.

5 Conclusion

We propose the self-augmented strategy (SAS) motivated by the ELECTRA model for language model pre-trainings. The SAS eliminates a separate generator network used in the ELECTRA and uses its single network to generate the contextualized data augmentation for its own subsequent training. By this way, it avoids the challenge in controlling the relative capability of the generator and reduces the computation cost. In addition, our SAS is a general and open framework so that it can easily incorporate many other techniques emerging recently or in the future to further improve its performance. The experimental results show that the SAS is able to outperform the previous state-of-the-art language pre-training model in the small and base scales with the same or less computation cost. We will continue to validate SAS’s advantages in larger models when sufficient computation resources are available in the future.

References

- Daniel Cer, Mona Diab, Eneko Agirre, Inigo Lopez-Gazpio, and Lucia Specia. 2017. Semeval-2017 task 1: Semantic textual similarity-multilingual and cross-lingual focused evaluation. *arXiv preprint arXiv:1708.00055*.
- Kevin Clark, Minh-Thang Luong, Quoc Le, and Christopher D. Manning. 2020a. Pre-training transformers as energy-based cloze models. In *Proceedings of the 2020 Conference on Empirical*

- Methods in Natural Language Processing (EMNLP)*, pages 285–294, Online. Association for Computational Linguistics.
- Kevin Clark, Minh-Thang Luong, Quoc V Le, and Christopher D Manning. 2020b. Electra: Pre-training text encoders as discriminators rather than generators. *arXiv preprint arXiv:2003.10555*.
- Jacob Devlin, Ming-Wei Chang, Kenton Lee, and Kristina Toutanova. 2018. Bert: Pre-training of deep bidirectional transformers for language understanding. *arXiv preprint arXiv:1810.04805*.
- Jesse Dodge, Gabriel Ilharco, Roy Schwartz, Ali Farhadi, Hannaneh Hajishirzi, and Noah Smith. 2020. Fine-tuning pretrained language models: Weight initializations, data orders, and early stopping. *arXiv preprint arXiv:2002.06305*.
- William B Dolan and Chris Brockett. 2005. Automatically constructing a corpus of sentential paraphrases. In *Proceedings of the Third International Workshop on Paraphrasing (IWP2005)*.
- Li Dong, Nan Yang, Wenhui Wang, Furu Wei, Xiaodong Liu, Yu Wang, Jianfeng Gao, Ming Zhou, and Hsiao-Wuen Hon. 2019. Unified language model pre-training for natural language understanding and generation. *CoRR*, abs/1905.03197.
- Danilo Giampiccolo, Bernardo Magnini, Ido Dagan, and William B Dolan. 2007. The third pascal recognizing textual entailment challenge. In *Proceedings of the ACL-PASCAL workshop on textual entailment and paraphrasing*, pages 1–9.
- Michael U. Gutmann and Aapo Hyvärinen. 2012. Noise-contrastive estimation of unnormalized statistical models, with applications to natural image statistics. *Journal of Machine Learning Research*, 13(11):307–361.
- Pengcheng He, Xiaodong Liu, Jianfeng Gao, and Weizhu Chen. 2020. DeBERTa: Decoding-enhanced bert with disentangled attention. *arXiv preprint arXiv:2006.03654*.
- Geoffrey Hinton, Oriol Vinyals, and Jeffrey Dean. 2015. Distilling the knowledge in a neural network. In *NIPS Deep Learning and Representation Learning Workshop*.
- Shankar Iyer, Nikhil Dandekar, and Kornél Csernai. 2017. First quora dataset release: Question pairs. *data. quora. com*.
- Lu Jiang, Deyu Meng, Qian Zhao, Shiguang Shan, and Alexander Hauptmann. 2015. Self-paced curriculum learning. In *Proceedings of the AAAI Conference on Artificial Intelligence*, volume 29.
- Mandar Joshi, Danqi Chen, Yinhan Liu, Daniel S. Weld, Luke Zettlemoyer, and Omer Levy. 2019. Spanbert: Improving pre-training by representing and predicting spans. *CoRR*, abs/1907.10529.
- Kyungyul Kim, ByeongMoon Ji, Doyoung Yoon, and Sangheum Hwang. 2020. Self-knowledge distillation: A simple way for better generalization. *CoRR*, abs/2006.12000.
- Samuli Laine and Timo Aila. 2016. Temporal ensembling for semi-supervised learning. *CoRR*, abs/1610.02242.
- Yinhan Liu, Myle Ott, Naman Goyal, Jingfei Du, Mandar Joshi, Danqi Chen, Omer Levy, Mike Lewis, Luke Zettlemoyer, and Veselin Stoyanov. 2019. Roberta: A robustly optimized BERT pretraining approach. *CoRR*, abs/1907.11692.
- Yu Meng, Chenyan Xiong, Payal Bajaj, Saurabh Tiwary, Paul Bennett, Jiawei Han, and Xia Song. 2021. Coco-lm: Correcting and contrasting text sequences for language model pretraining. *arXiv preprint arXiv:2102.08473*.
- Marius Mosbach, Maksym Andriushchenko, and Dietrich Klakow. 2020. On the stability of fine-tuning bert: Misconceptions, explanations, and strong baselines. *arXiv preprint arXiv:2006.04884*.
- Pranav Rajpurkar, Jian Zhang, Konstantin Lopyrev, and Percy Liang. 2016. Squad: 100,000+ questions for machine comprehension of text. *arXiv preprint arXiv:1606.05250*.
- Victor Sanh, Lysandre Debut, Julien Chaumond, and Thomas Wolf. 2019. Distilbert, a distilled version of BERT: smaller, faster, cheaper and lighter. *CoRR*, abs/1910.01108.

- Richard Socher, Alex Perelygin, Jean Wu, Jason Chuang, Christopher D Manning, Andrew Y Ng, and Christopher Potts. 2013. Recursive deep models for semantic compositionality over a sentiment treebank. In *Proceedings of the 2013 conference on empirical methods in natural language processing*, pages 1631–1642.
- Yu Sun, Shuohuan Wang, Yu-Kun Li, Shikun Feng, Xuyi Chen, Han Zhang, Xin Tian, Danxiang Zhu, Hao Tian, and Hua Wu. 2019. ERNIE: enhanced representation through knowledge integration. *CoRR*, abs/1904.09223.
- Antti Tarvainen and Harri Valpola. 2017. Mean teachers are better role models: Weight-averaged consistency targets improve semi-supervised deep learning results. In *Proceedings of the 31st International Conference on Neural Information Processing Systems, NIPS’17*, page 1195–1204.
- Wilson L. Taylor. 1953. “cloze procedure”: A new tool for measuring readability. *Journalism Quarterly*, 30(4):415–433.
- Ashish Vaswani, Noam Shazeer, Niki Parmar, Jakob Uszkoreit, Llion Jones, Aidan N Gomez, Łukasz Kaiser, and Illia Polosukhin. 2017. Attention is all you need. In *Advances in Neural Information Processing Systems*, volume 30, page 6000–6010.
- Yu Wan, Baosong Yang, Derek F Wong, Yikai Zhou, Lidia S Chao, Haibo Zhang, and Boxing Chen. 2020. Self-paced learning for neural machine translation. *arXiv preprint arXiv:2010.04505*.
- Alex Wang, Amanpreet Singh, Julian Michael, Felix Hill, Omer Levy, and Samuel R. Bowman. 2018. GLUE: A multi-task benchmark and analysis platform for natural language understanding. *CoRR*, abs/1804.07461.
- Wei Wang, Bin Bi, Ming Yan, Chen Wu, Zuyi Bao, Liwei Peng, and Luo Si. 2019. Structbert: Incorporating language structures into pre-training for deep language understanding. *CoRR*, abs/1908.04577.
- Alex Warstadt, Amanpreet Singh, and Samuel R Bowman. 2019. Neural network acceptability judgments. *Transactions of the Association for Computational Linguistics*, 7:625–641.
- Adina Williams, Nikita Nangia, and Samuel R Bowman. 2017. A broad-coverage challenge corpus for sentence understanding through inference. *arXiv preprint arXiv:1704.05426*.
- Thomas Wolf, Lysandre Debut, Victor Sanh, Julien Chaumond, Clement Delangue, Anthony Moi, Pierric Cistac, Tim Rault, Rémi Louf, Morgan Funtowicz, Joe Davison, Sam Shleifer, Patrick von Platen, Clara Ma, Yacine Jernite, Julien Plu, Canwen Xu, Teven Le Scao, Sylvain Gugger, Mariama Drame, Quentin Lhoest, and Alexander M. Rush. 2020. Transformers: State-of-the-art natural language processing. In *Proceedings of the 2020 Conference on Empirical Methods in Natural Language Processing: System Demonstrations*, pages 38–45, Online. Association for Computational Linguistics.
- Zhuofeng Wu, Sinong Wang, Jiatao Gu, Madian Khabsa, Fei Sun, and Hao Ma. 2020. Clear: Contrastive learning for sentence representation. *arXiv preprint arXiv:2012.15466*.
- Benfeng Xu, Licheng Zhang, Zhendong Mao, Quan Wang, Hongtao Xie, and Yongdong Zhang. 2020a. Curriculum learning for natural language understanding. In *Proceedings of the 58th Annual Meeting of the Association for Computational Linguistics*, pages 6095–6104.
- Zhenhui Xu, Linyuan Gong, Guolin Ke, Di He, Shuxin Zheng, Liwei Wang, Jiang Bian, and Tie-Yan Liu. 2020b. MC-BERT: efficient language pre-training via a meta controller. *CoRR*, abs/2006.05744.
- Zhilin Yang, Zihang Dai, Yiming Yang, Jaime G. Carbonell, Ruslan Salakhutdinov, and Quoc V. Le. 2019. Xlnet: Generalized autoregressive pretraining for language understanding. *CoRR*, abs/1906.08237.
- Li Yuan, Francis EH Tay, Guilin Li, Tao Wang, and Jiashi Feng. 2020. Revisiting knowledge distillation via label smoothing regularization. In *Proceedings of the IEEE/CVF Conference on Computer Vision and Pattern Recognition*, pages 3903–3911.
- Tianyi Zhang, Felix Wu, Arzoo Katiyar, Kilian Q Weinberger, and Yoav Artzi. 2020. Revisiting few-sample bert fine-tuning. *arXiv preprint arXiv:2006.05987*.

A Study on Cold-start Token Generating Distribution

We experiment with the two common choices for the cold-start token generating distribution for our SAS: the uniform distribution and the (frequency-based) unigram distribution. The results are shown in Table 4. We use the prefixes "Unig" and "Unif" to denote the unigram distribution and the uniform distribution respectively. The table clearly shows that there is no statistically significant difference in the GLUE average scores between the two distribution choices. They work equally well for our SAS.

Model	Score 8 mean \pm std	CoLA	SST-2	MRPC	STS-B	QQP	MNLI	QNLI	RTE
Unig-SAS ^c -Small	81.30 \pm 0.13	59.52	89.60	87.17	87.27	90.20	81.54	88.67	66.43
Unig-SAS-Small	81.61 \pm 0.03	60.49	90.08	87.01	87.32	90.11	81.37	88.47	68.05
Unif-SAS ^c -Small	81.49 \pm 0.17	59.59	89.98	87.35	87.39	90.15	81.44	88.26	67.73
Unif-SAS-Small	81.57 \pm 0.15	60.59	90.34	87.21	87.35	90.10	81.39	88.09	67.51

Table 4: Comparison of cold-start token generating distributions of SAS-Small on the GLUE dev set.

B Pre-training Details

The following pre-training details apply to our SAS and its competing methods include the BERT, the ELECTRA and the DeBERTa. We always use Adam as the optimizer with weight decay. We mostly use the same hyperparameters as BERT and ELECTRA. For our SAS, we introduce a scheduler for $\lambda^{\{t\}}$, the (relative) weight for the RTD loss in Eq. (6), which has an epoch-wise linear increase from 50 to 200 by default. We use the whole-word and dynamic token masking with the masked positions decided on the fly instead of during the preprocessing. Our own implementation also does not include the next sentence prediction (NSP) task proposed in the original BERT, as the recent works such as Liu et al. (2019) have suggested that it does not improve the performance. For the investigated DeBERTa baseline, we use the same corpus, tokenizer, training steps as the BERT for a fair comparison. We searched for the best learning rate for Small models out of [1e-3, 5e-4] and selected λ out of [1, 25, 50, 100] in early experiments. Otherwise, we did no hyperparameter tuning beyond the experiments in Section 4. The full set of hyperparameters is listed in Table 5.

Hyperparameter	ELECTRA-Small	All Other Small Models	All Base Models
Number of layers	12	12	12
Hidden size	256	256	768
FFN inner hidden size	1024	1024	3072
Attention heads	4	4	12
Attention head size	64	64	64
Embedding size	128	256	768
Sequence length	128	128	512
Mask percent	15	15	15
Learning rate decay	Linear	Linear	Linear
Warmup steps	10000	10000	10000
Learning rate	1e-3	1e-3	2e-4
Adam ϵ	1e-6	1e-6	1e-6
Adam β_1	0.9	0.9	0.9
Adam β_2	0.999	0.999	0.999
Attention dropout	0.1	0.1	0.1
Dropout	0.1	0.1	0.1
Weight decay	0.01	0.01	0.01
Batch size	512	512	256
Train steps	0.25M	0.25M	766K - 1M

Table 5: Pre-training hyperparameters for all the models pre-trained by us.

C Fine-tuning Details

We originally fine-tuned all the pre-trained models for 4 epochs. However, because we observed a large variance in the small tasks in GLUE, following the advice from Mosbach et al. (2020), we increase the fine-tuning process to 20 epochs and select the best epoch for the four small tasks including CoLA, MRPC, STS-B and RTE. For Small models, we searched for the best learning rate out of $[1e-4, 7.5e-5]$. For Base models, we searched for a learning rate out of $[5e-5, 7.5e-5]$ without the layer-wise learning-rate decay proposed by ELECTRA, but otherwise used the same hyperparameters as for small models. Due to limited computation resource, we adjust the number of independent fine-tuning runs (with different random seeds) so that we fine-tune more times for these tasks with smaller data sizes (i.e., with more variability). The full set of hyperparameters is listed in Table 6. Following the BERT and the ELECTRA, we do not show results on the WNLI GLUE task for the Dev set results.

Hyperparameter	Value
Learning rate	$1e-4, 7.5e-5$ for Small; $7.5e-5, 5e-5$ for Base
Adam ϵ	$1e-6$
Adam β_1, β_2	0.9, 0.999
Layerwise LR decay	None
Learning rate decay	Linear
Warmup fraction	0.1
Attention dropout	0.1
Dropout	0.1
Weight decay	None
Batch size	16, 32
Train epochs	20 for CoLA, MRPC, STS-B, RTE; 4 for other tasks
Seeds	5 for CoLA, MRPC, STS-B, RTE; 3 for QNLI, SST2; 1 for MNLI, QQP

Table 6: Fine-tuning hyperparameters for all the investigated models.

D Details about GLUE

We provide further details about the GLUE benchmark tasks as follows.

CoLA: Corpus of Linguistic Acceptability (Warstadt et al., 2019). The task is to determine whether a given sentence is grammatical or not. The dataset contains 8.5k train examples from books and journal articles on linguistic theory.

SST-2: Stanford Sentiment Treebank (Socher et al., 2013). The task is to determine if the sentence is positive or negative in sentiment. The dataset contains 67k train examples from movie reviews.

MRPC: Microsoft Research Paraphrase Corpus (Dolan and Brockett, 2005). The task is to predict whether two sentences are semantically equivalent or not. The dataset contains 3.7k train examples from online news sources.

STS-B: Semantic Textual Similarity (Cer et al., 2017). The task is to predict how semantically similar two sentences are on a 1-5 scale. The dataset contains 5.8k train examples drawn from news headlines, video and image captions, and natural language inference data.

QQP: Quora Question Pairs (Iyer et al., 2017). The task is to determine whether a pair of questions are semantically equivalent. The dataset contains 364k train examples from the community question-answering website Quora.

MNLI: Multi-genre Natural Language Inference (Williams et al., 2017). Given a premise sentence and a hypothesis sentence, the task is to predict whether the premise entails the hypothesis, contradicts the hypothesis, or neither. The dataset contains 393k train examples drawn from ten different sources.

QNLI: Question Natural Language Inference; constructed from SQuAD (Rajpurkar et al., 2016). The task is to predict whether a context sentence contains the answer to a question sentence. The dataset contains 108k train examples from Wikipedia.

RTE: Recognizing Textual Entailment (Giampiccolo et al., 2007). Given a premise sentence and a hypothesis sentence, the task is to predict whether the premise entails the hypothesis or not. The dataset contains 2.5k train examples from a series of annual textual entailment challenges.